

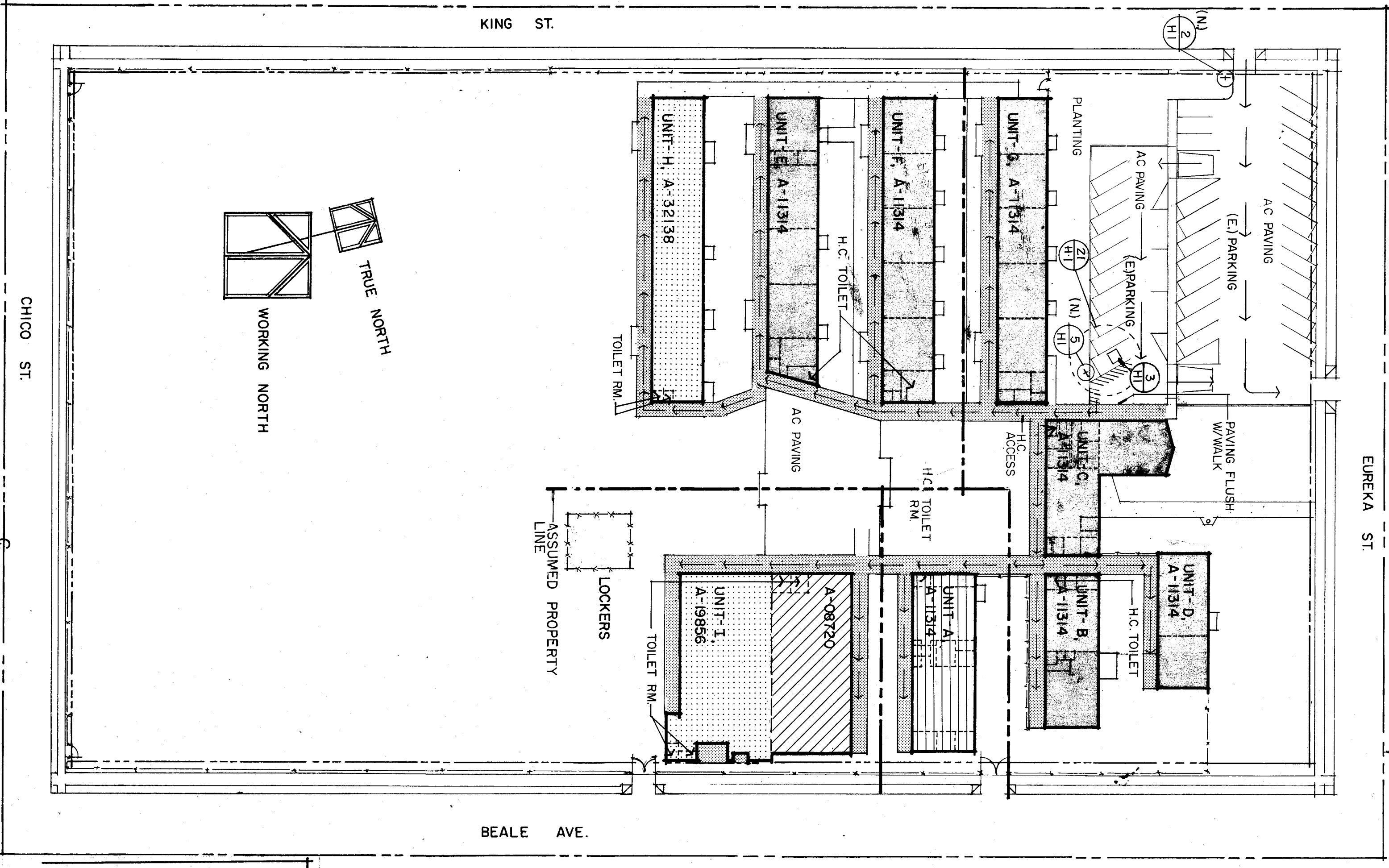
# VISTA EAST CONTINUATION HIGH SCHOOL

## 30 YEAR MODERNIZATION PROJECT

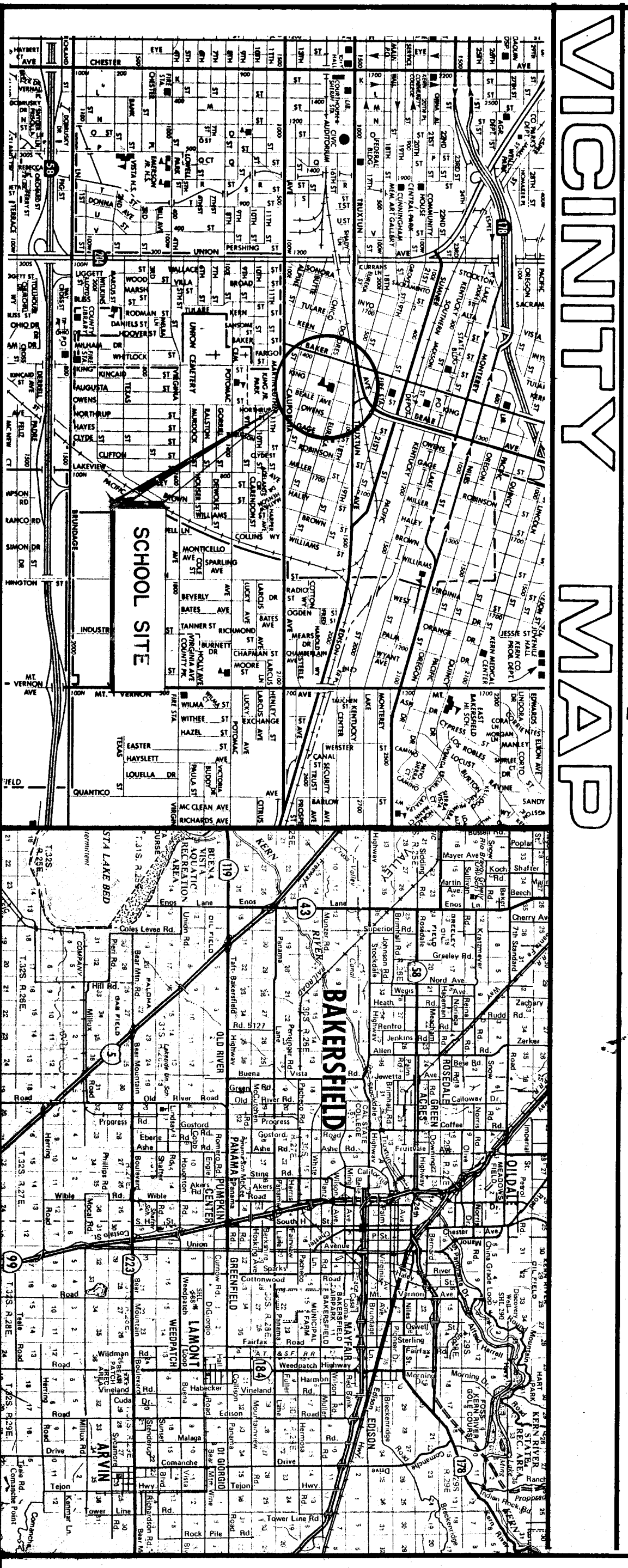
KERN HIGH SCHOOL DISTRICT  
815 EUREKA ST., BAKERSFIELD, CALIFORNIA, 93305

### SITE PLAN

SCALE: 1" = 50'-0"



- UNITS OVER 30 YEARS
- UNITS UNDER 30 YEARS
- UNITS NOT PART OF O.S.A. APPROVAL
- UNITS OVER 30 YEARS, N.I.C.
- COVERED CORRIDORS
- N.I.C. PAINT ONLY
- UNITS OVER 30 YEARS- PAINT EXTERIOR ONLY



#### BUILDING DATA

BUILDING	TYPE	OCCUPANCY	ACTUAL SQ. FT.	ALLOWABLE SQ. FT.	SEPARATION TIME/REAR
UNIT - 1	V-N	E-1	3,423.8	9,100	3 - Sides
UNIT - 2	V-N	E-1	2,423.7	9,100	3 - Sides
UNIT - 3	V-N	E-1	3,423.7	9,100	3 - Sides
UNIT - 4	V-N	E-1	4,292.7	9,100	3 - Sides
UNIT - 5	V-N	E-1	4,758.9	9,100	3 - Sides
UNIT - 6	V-N	E-1	4,292.8	9,100	3 - Sides
UNIT - 7	V-N	E-1	5,340.0	18,200	3 - Sides
UNIT - 8	V-N	E-1	5,340.0	18,200	3 - Sides
UNIT - 9	V-N	E-1	5,659.2	16,000	3 - Sides
UNIT - 10	V-N	E-1	5,659.2	16,000	3 - Sides
UNIT - 11	V-N	E-1	42.1	82	3 - Sides
UNIT - 12	V-N	E-1	82	16,000	3 - Sides

### LEGEND

- COORDINATE LINES
- DOOR SYMBOL
- WINDOW SYMBOL
- LOWER SYMBOL
- EQUIPMENT TYPE
- REVISION NUMBER
- MATCH LINE
- WORK POINT, CONTROL POINT, INTAKE POINT
- NORTH ARROW
- KEY NOTES SYMBOLS
- FLOOR PLAN
- ROOF PLAN
- EXTERIOR ELEVATIONS
- SECTIONS
- SECTION NUMBER/LETTER
- DETAIL NUMBER
- INTERIOR ELEVATION
- ROOM NUMBER
- NEW FINISH GRADE
- EXISTING FINISH GRADE
- NEW OR FINISH CONTOURS
- EXISTING CONTOURS
- N.I.C.
- BY OTHERS
- COLUMN SIZE AS NOTED
- METAL AS NOTED
- BATT TYPE INSUL.

### ABBREVIATIONS

SYMBOL	ABBREVIATION	DESCRIPTION
1	PLATE BAR	Plate Bar
2	FLOOR DRAIN	Floor Drain
3	FOUNDATION	Foundation
4	FRONT DOOR	Front Door
5	BACK DOOR	Back Door
6	WINDOW	Window
7	DOOR	Door
8	LOWER WINDOW	Lower Window
9	EQUIPMENT	Equipment
10	REVISION	Revision
11	MATCH LINE	Match Line
12	WORK POINT	Work Point
13	NORTH ARROW	North Arrow
14	FLOOR PLAN	Floor Plan
15	ROOF PLAN	Roof Plan
16	EXTERIOR ELEVATION	Exterior Elevation
17	SECTION	Section
18	DETAIL	Detail
19	INTERIOR ELEVATION	Interior Elevation
20	ROOM NUMBER	Room Number
21	NEW FINISH GRADE	New Finish Grade
22	EXISTING FINISH GRADE	Existing Finish Grade
23	NEW OR FINISH CONTOUR	New or Finish Contour
24	EXISTING CONTOUR	Existing Contour
25	N.I.C.	Not in Contract
26	BY OTHERS	By Others
27	COLUMN SIZE	Column Size
28	METAL	Metal
29	BATT TYPE INSUL.	Batt Type Insulation

### INDEX

INDEX	DESCRIPTION
A1	TITLE SHEET, SITE PLAN, VICINITY MAP, BUILDING DATA, LEGEND, INDEX
A2	FLOOR PLANS - UNITS A & B, NOTES
A3	FLOOR PLANS - UNITS C & D, NOTES
A4	FLOOR PLANS - UNITS E, G, NOTES
A5	FLOOR PLANS - UNITS F & H, NOTES
A6	REFLECTED CEILING PLANS - UNITS A & B, NOTES
A7	REFLECTED CEILING PLANS - UNITS C & D, NOTES
A8	REFLECTED CEILING PLANS - UNITS E, G, NOTES
A9	REFLECTED CEILING PLANS - UNITS F & H, NOTES
A10	INTERIOR ELEVATIONS - UNITS A, B, C, D, NOTES
A11	INTERIOR ELEVATIONS - UNITS E, F, G, NOTES
A12	INTERIOR ELEVATIONS - UNITS H, I, J, NOTES
A13	INTERIOR ELEVATIONS - UNITS K, L, M, NOTES
A14	INTERIOR ELEVATIONS - UNITS N, O, P, NOTES
A15	EXTERIOR ELEVATIONS - UNITS A, B, C, D, NOTES
A16	EXTERIOR ELEVATIONS - UNITS E, F, G, H, NOTES
A17	SECTIONS - UNIT C, TYPICAL CLASSROOM
A18	FINISH SCHEDULE, DOOR SCHEDULE
A19	DOOR TYPES, DETAILS, CABINET SCHEDULE
H 1	HANDICAP DETAILS

### MECHANICAL

MECHANICAL	DESCRIPTION
M 1	UNIT A & B PLUMBING & MECHANICAL PLANS, NOTES
M 2	UNIT C & D PLUMBING & MECHANICAL PLANS, NOTES
M 3	UNIT E & F PLUMBING & MECHANICAL PLANS, NOTES
M 4	UNIT G & H PLUMBING & MECHANICAL PLANS, NOTES

### ELECTRICAL

ELECTRICAL	DESCRIPTION
E 1	SITE ELECTRICAL PLAN, SYMBOLS, SCHEDULES
E 2	UNIT A & B LIGHTING PLAN
E 3	UNIT C & D LIGHTING PLAN
E 4	UNIT E & F LIGHTING PLAN
E 5	UNIT G & H LIGHTING PLAN
E 6	UNIT I & J LIGHTING PLAN
E 7	UNIT K & L LIGHTING PLAN
E 8	UNIT M & N LIGHTING PLAN
E 9	UNIT O & P LIGHTING PLAN

NOTE: FOOD HANDLING FACILITIES SHALL COMPLY WITH ALL LOCAL HEALTH REQUIREMENTS AND CALIFORNIA UNIFORM RETAIL FOOD FACILITIES LAW.

MARK DATE	REVISIONS

CHECK AND VERIFY ALL DIMENSIONS BEFORE PROCEEDING WITH CONSTRUCTION. ALL CONSTRUCTION SHALL CONFORM TO UBC.

TITLE SHEET, SITE PLAN, VICINITY MAP, LEGEND, & INDEX  
VISTA EAST CONTINUATION HIGH SCHOOL 30 YEAR MODERNIZATION  
815 EUREKA STREET  
KERN HIGH SCHOOL DISTRICT  
KERN COUNTY, CALIFORNIA


3310 2015 34

W7/24

TITLE 24 & 1988 UBC

ROBERT F. STUHR ARCHITECT INC.  
3121 CALIFORNIA AVE.  
BAKERSFIELD CA 93304  
(805) 327-1632


ROBERT F. STUHR ARCHITECT INC.  
C-1610  
WILLIAM J. MELBY AIA C-10835  
DANNY E. OPHID AIA C-14728



JOB NO. 707  
DRAWN M.B.  
CHECKED M.B.  
DATE 02/14/90

3 OF 19 SHEETS





ROBERT F. STUHR ARCHITECT INC.

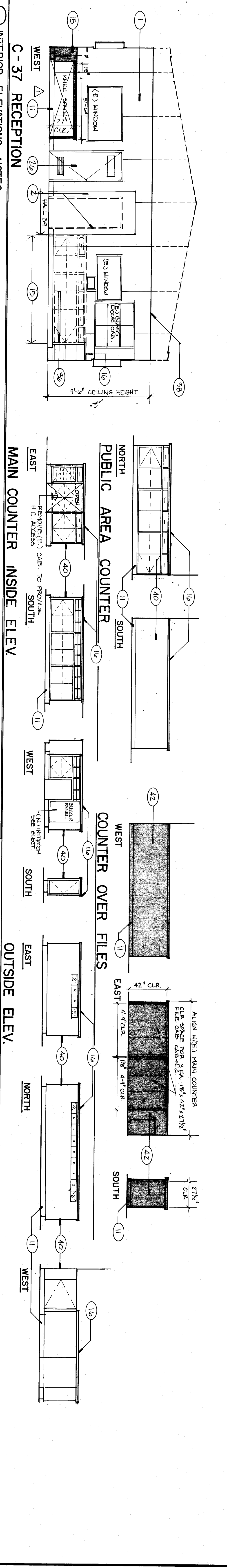
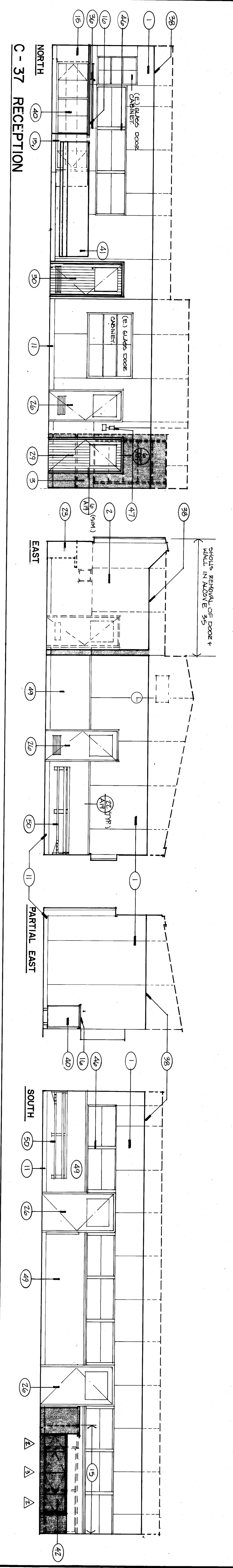
3121 CALIFORNIA AVE. BAKERSFIELD, CA 93304 (805) 327-1632

ENG. BY: WILLIAM J. MELBY, AIA, C-1610 DANNY E. ORNDORF, AIA, C-14728

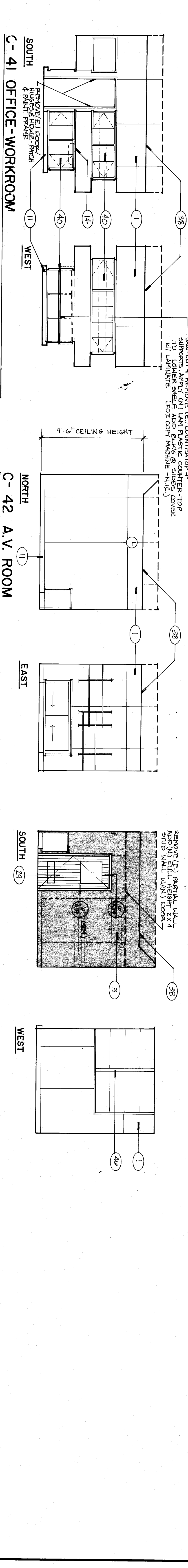
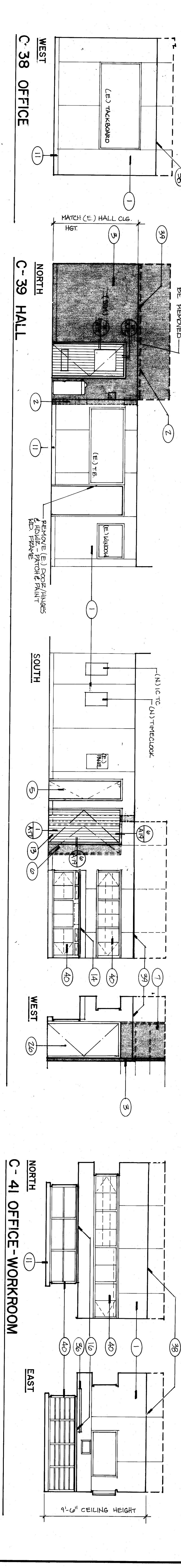
TITLE: 2.4.6 1988 UBC  
DATE: 6/14/90

INTERIOR ELEVATIONS - UNIT C, NOTES  
VISTA EAST CONTINUATION HIGH SCHOOL 30 YEAR MODERNIZATION  
815 EUREKA STREET  
KERN HIGH SCHOOL DISTRICT  
KERN COUNTY, CALIFORNIA

Job No. 707, Drawn M.K.B., Checked 6-14-90, 19 sheets, and a revision table.

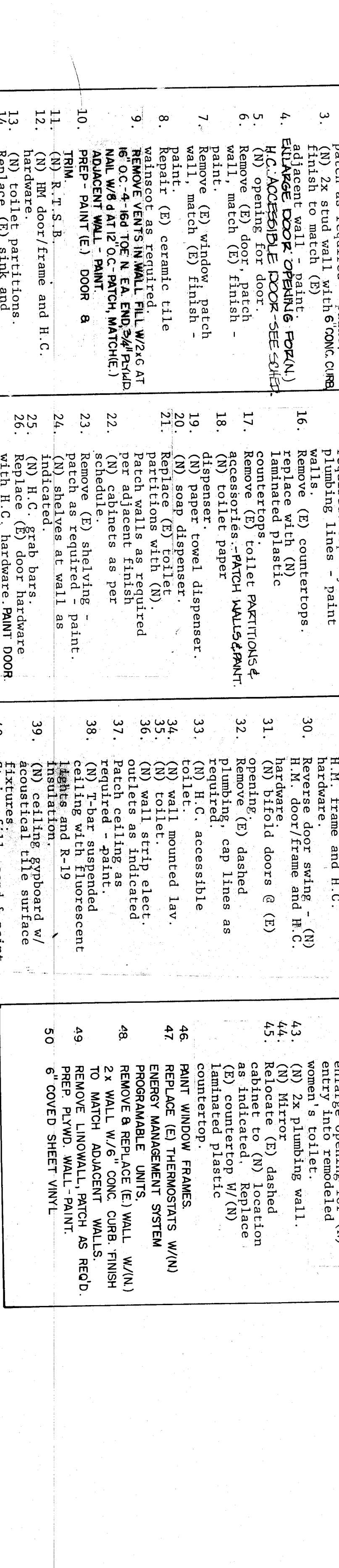
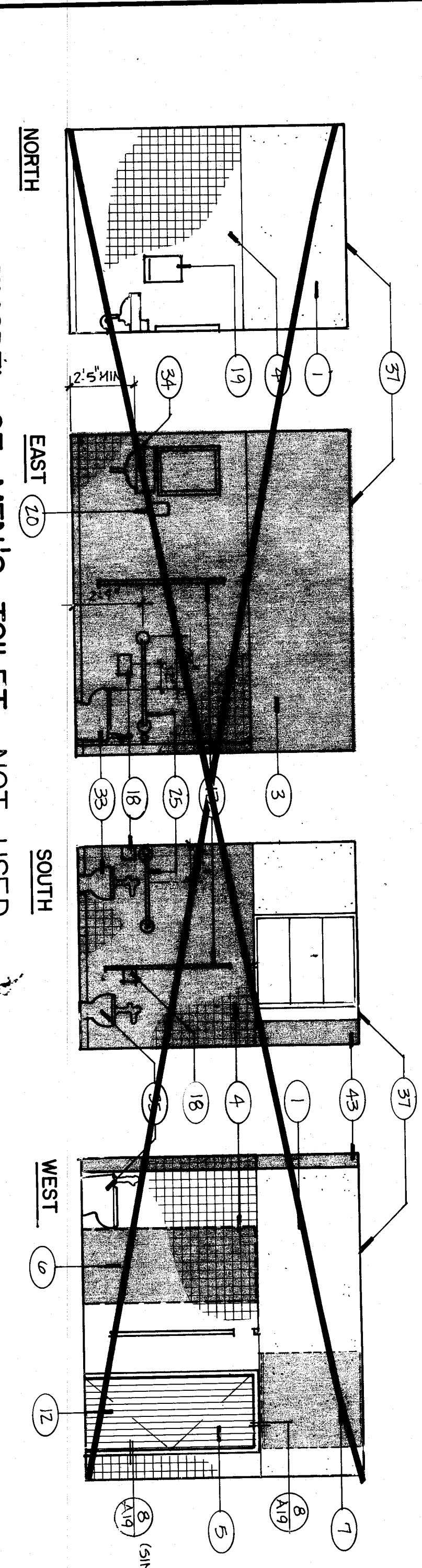
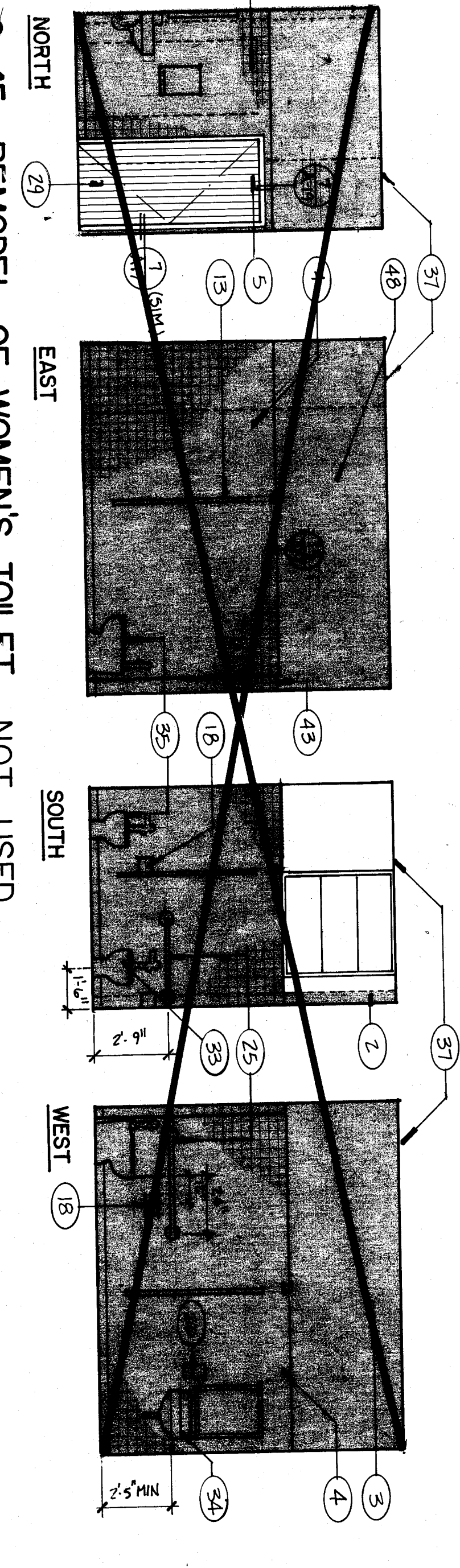
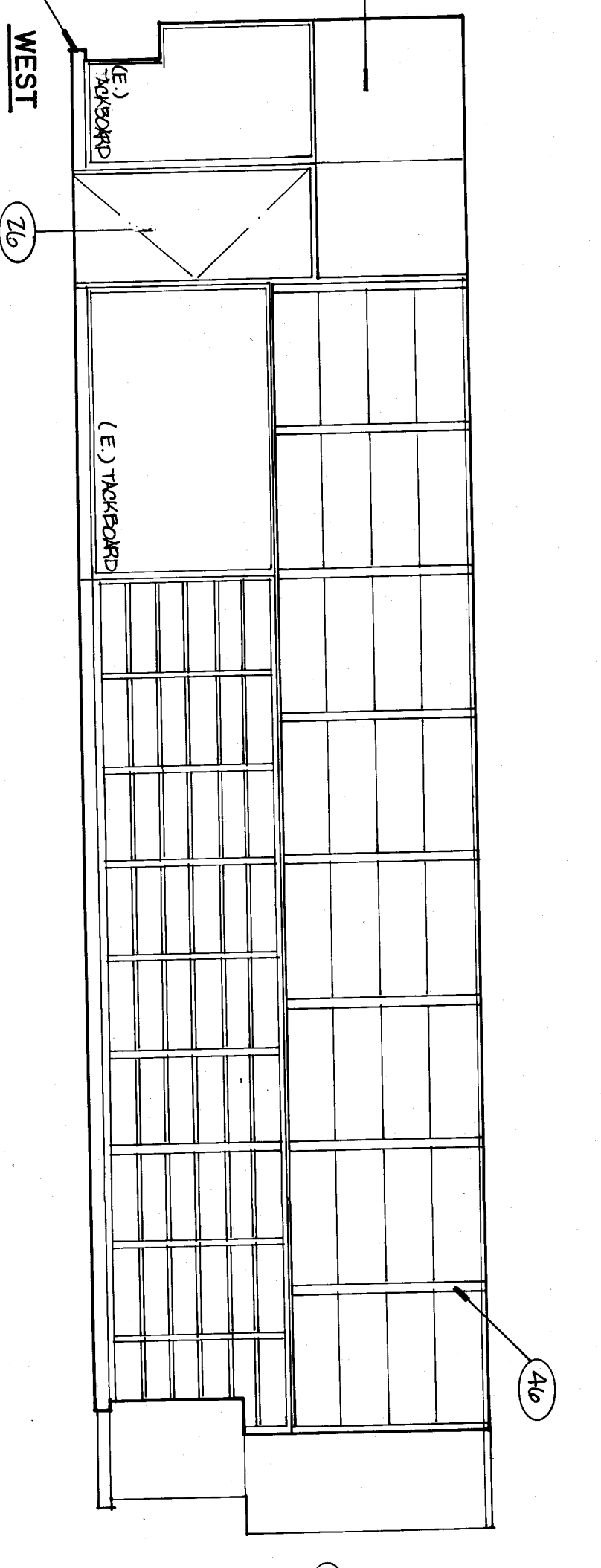
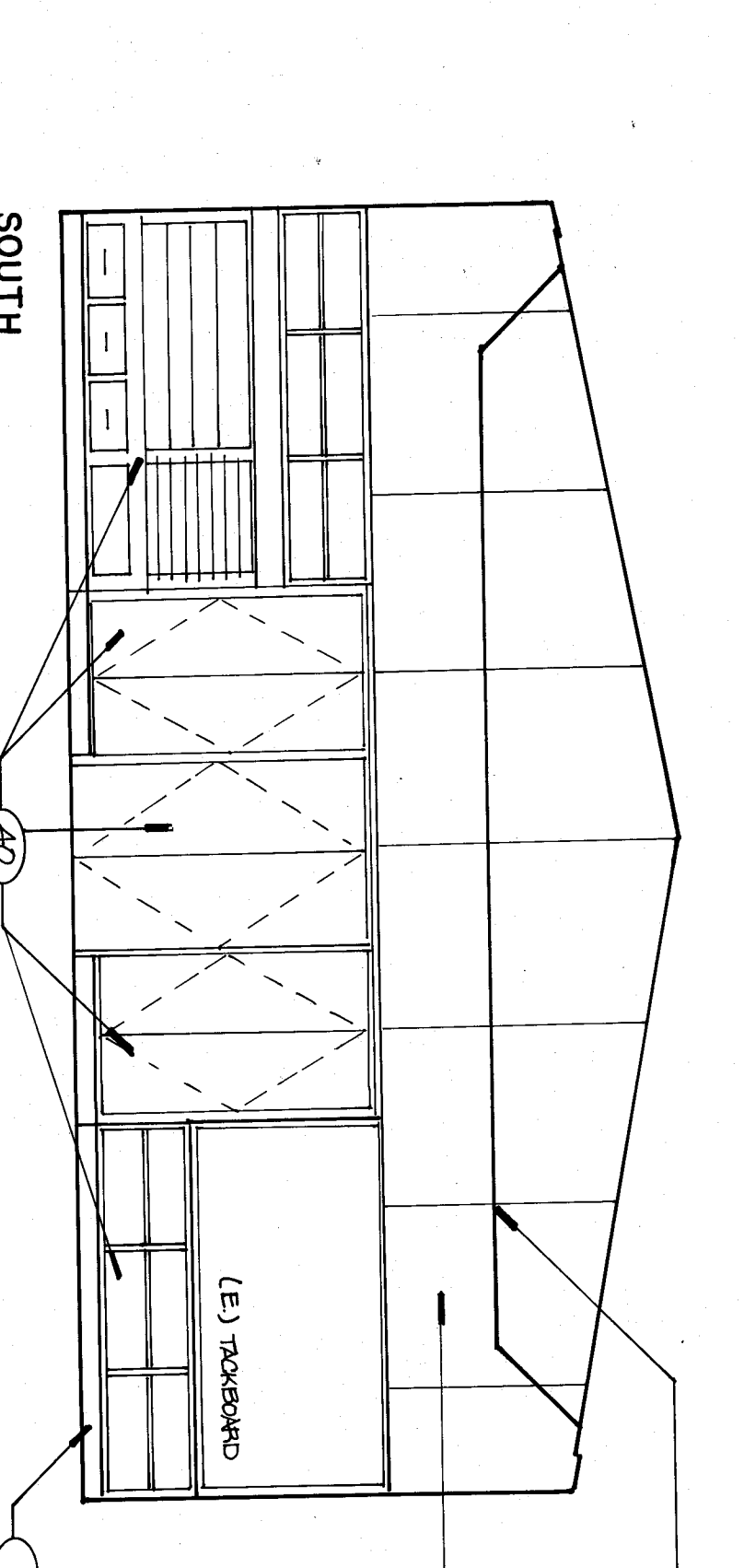
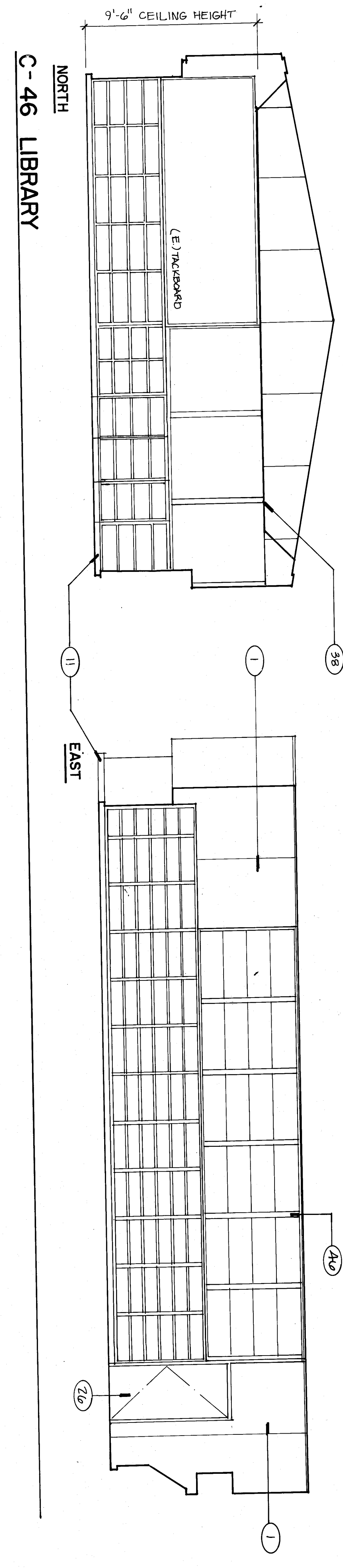
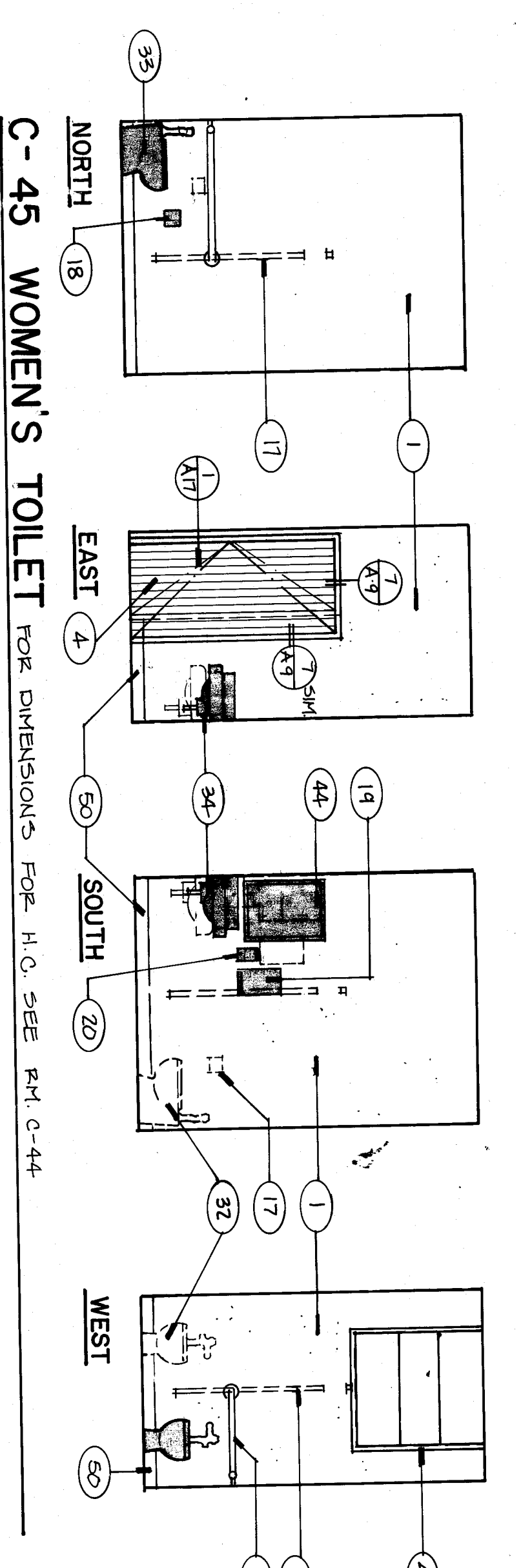
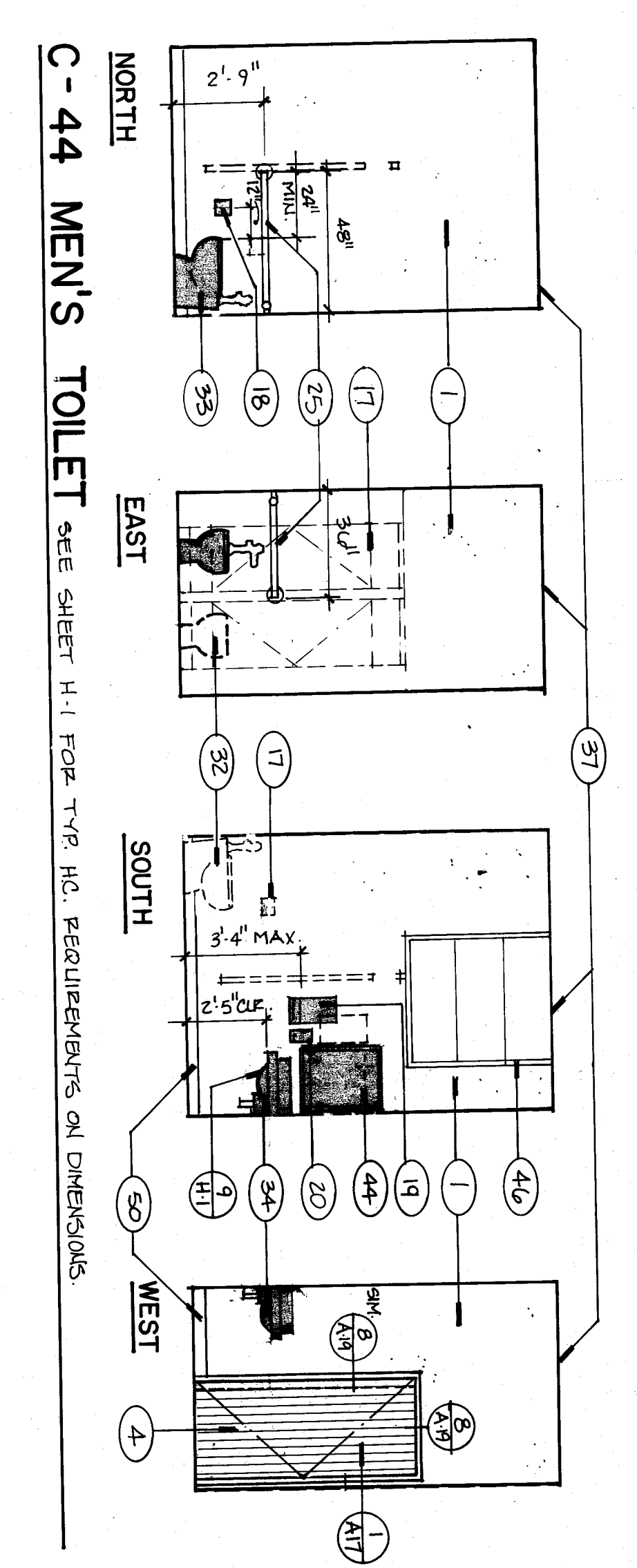
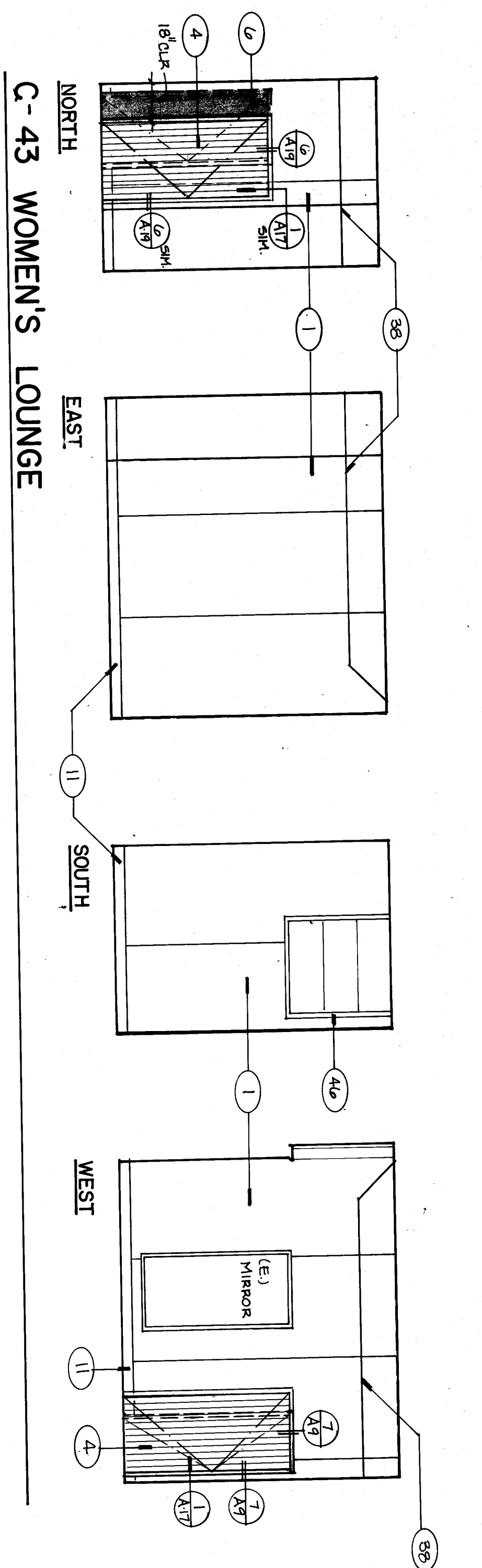


- Interior Elevations Notes: 1. Patch walls as required. 2. Remove dashed (E) wall. 3. (N) 2x stud wall with finish to match (E). 4. (N) 2x stud wall with finish to match (E). 5. PREP/PATCH (E) DOOR. 6. wall to match (E) finish. 7. Remove (E) window, patch paint. 8. Repair (E) ceramic tile. 9. salinose as required. 10. REMOVE (E) FINISH W/ W/8 AT R.O.C. PATCH MATCH (E) FINISH. 11. cement fiber panels. 12. (N) door/frame and H.C. REMOVE DOOR OPENING PER (N) H.C. ACCESSIBLE DOOR. 13. REMOVE (E) FINISH W/ W/8 AT R.O.C. PATCH MATCH (E) FINISH. 14. Replace (E) sink and counter top with (N) sink and laminated plastic. 15. counter top (E) cabinets and plumbing if any, patch walls as required. 16. Remove (E) door with hardware. 17. Remove (E) counter tops. 18. (N) toilet paper dispenser. 19. (N) toilet paper dispenser. 20. (N) toilet paper dispenser. 21. Replace (E) toilet partitions with (N). 22. Patch walls as per schedule. 23. Remove (E) shelving - patch as required. 24. (N) shelves at wall as required. 25. (N) cabinet hardware. 26. Replace (E) door hardware with H.C. hardware. 27. (N) door with new hardware. 28. Replace (E) door with (N) hardware. 29. (N) solid core wood door. 30. Reverse door swing - (N) H.C. door/frame and H.C. hardware. 31. Hardware. 32. Remove (E) dashed plumbing cap lines as indicated. 33. (N) H.C. accessible toilet. 34. (N) wall mounted lav. 35. (N) wall. 36. (N) wall strip, outlets as indicated. 37. Patch ceiling as required. 38. (N) ceiling. 39. (N) ceiling with fluorescent lights and R-19 insulation. 40. (N) ceiling with acoustic tile surface. 41. (N) ceiling with acoustic tile surface. 42. (N) CAB./COUNTER W/LAMINATED PLASTIC TOP - PAINT EXTERIOR SURFACES. 43. (N) 2x plumbing wall. 44. (N) Mirror. 45. Relocate (E) dashed top as indicated. 46. PAINT WINDOW FRAMES. 47. REMOVE (E) ENERGY UNIT. 48. REMOVE & REPLACE (E) WALL (W/8) TO MATCH ADJACENT WALLS. 49. REMOVE LINOWALL PANELS ABOVE BENCH FOR LINOWALL. 50. REMOVE (E) BENCH FOR LINOWALL - PREP-PATCH & REMOUNT (E) BENCH.



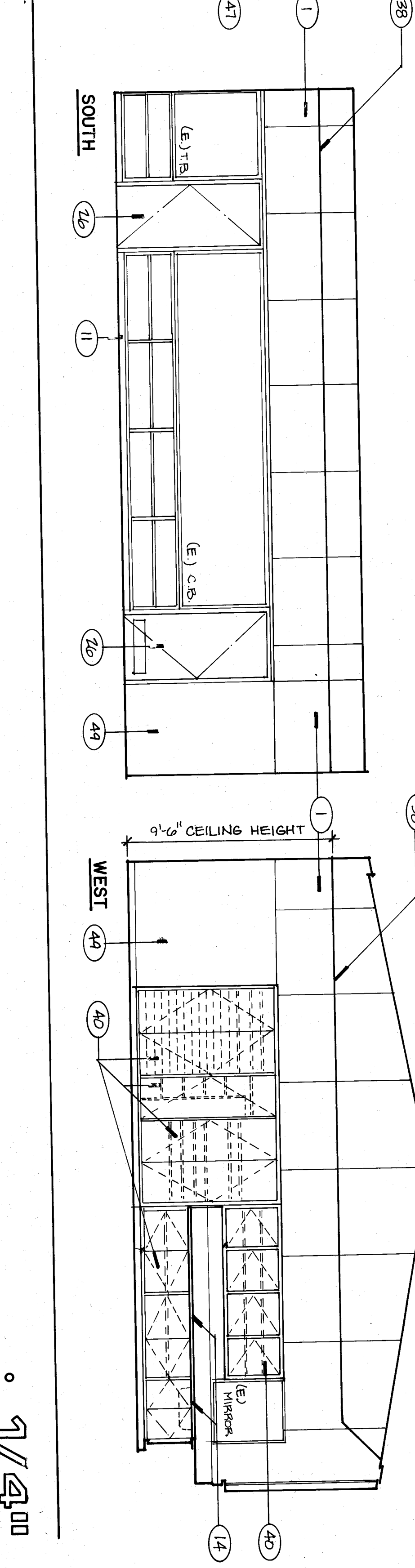
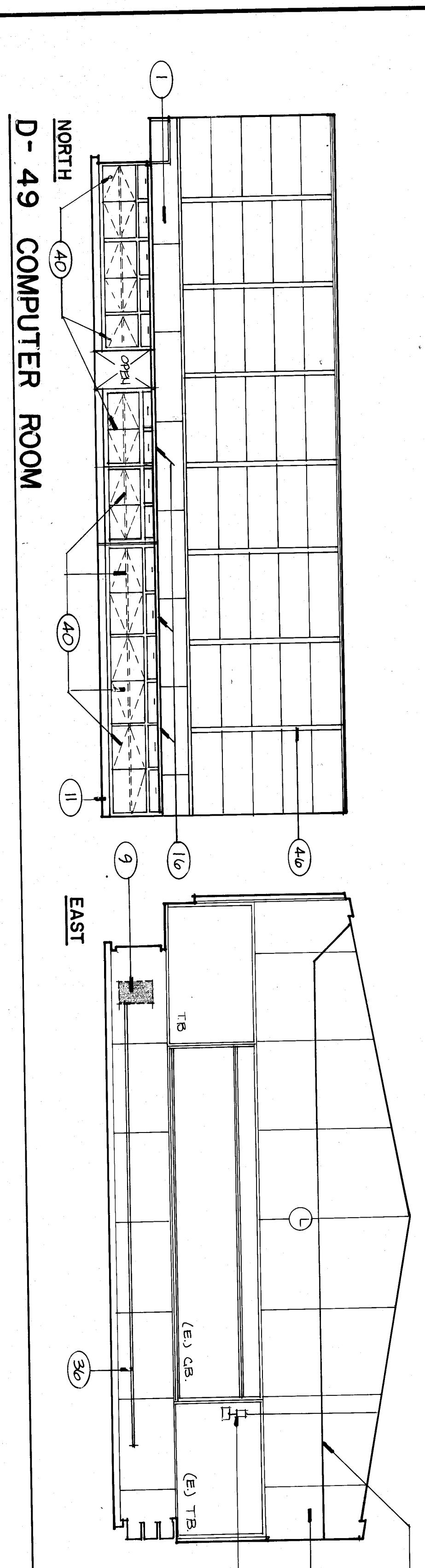
UNIT C INTERIOR ELEVATIONS

9/24/90



**UNIT C INTERIOR ELEVATIONS**

- INTERIOR ELEVATIONS NOTES**
1. Patch walls as required.
  2. Match (E) finish - paint.
  3. Remove dashed (E) wall.
  4. (N) 2x stud wall with 6" CONC CORR finish to match (E).
  5. H.C. ACCESSIBLE DOOR - SEE SHEET 17.
  6. (N) opening for door.
  7. Remove (E) finish - paint.
  8. Repair (E) window, patch paint, match (E) finish.
  9. window as required.
  10. REMOVE WALL (E) DOOR.
  11. (N) H.T.S.B.
  12. (N) door/frame and H.C.
  13. Replace (E) sink and plumbing with (E) plastic countertop & BACKSPASH.
  14. (N) door/frame and hardware.
  15. Remove dashed (E) cabinets and plumbing if required.
  16. (N) 2x stud wall with 6" CONC CORR finish to match (E).
  17. Laminated plastic countertop.
  18. (N) door/frame and H.C. replace with (N) dispenser.
  19. (N) soap dispenser.
  20. (N) toilet.
  21. (N) wall strip select.
  22. (N) cabinets as per schedule.
  23. (N) shelves as wall as required.
  24. (N) H.C. grab bars.
  25. (N) H.C. door hardware with (E) hardware.
  26. (N) door/frame and hardware.
  27. (N) ceiling gyphard w/ (E) ceiling tile surface.
  28. (N) ceiling gyphard w/ (E) ceiling tile surface.
  29. (N) H.C. door hardware.
  30. Reverse door swing - (N) H.C. door/frame and H.C. replace with (N) dispenser.
  31. (N) door/frame and H.C. replace with (N) dispenser.
  32. (N) door/frame and H.C. replace with (N) dispenser.
  33. (N) H.C. accessible toilet.
  34. (N) mounted lav.
  35. (N) toilet.
  36. (N) wall strip select.
  37. (N) shelves as wall as required.
  38. (N) T-bar suspended ceiling with (E) ceiling tile surface.
  39. (N) ceiling gyphard w/ (E) ceiling tile surface.
  40. (N) door/frame and hardware.
  41. Remove dashed (E) bench seat - patch wall as required.
  42. (N) solid door entry into remodeled women's toilet.
  43. (N) 2x stud wall with 6" CONC CORR finish to match (E).
  44. (N) door/frame and H.C. replace with (N) dispenser.
  45. (N) door/frame and H.C. replace with (N) dispenser.
  46. (N) door/frame and H.C. replace with (N) dispenser.
  47. (N) door/frame and H.C. replace with (N) dispenser.
  48. (N) door/frame and H.C. replace with (N) dispenser.
  49. (N) door/frame and H.C. replace with (N) dispenser.
  50. (N) door/frame and H.C. replace with (N) dispenser.



**UNIT D INTERIOR ELEVATIONS**

ROBERT F. STUHR ARCHITECT INC.  
 3121 CALIFORNIA AVE.  
 BAKERSFIELD, CA  
 (805) 327-1652

PROJECT: STUHR AIA C-1610  
 WILLIAM J. WEIRY AIA C-16835  
 DANNY E. ORDOZUA C-14728

TITLE 24 & 138 UBC

DATE: 1/14/14

3/1/13

INTERIOR ELEVATIONS - UNITS C & D, NOTES  
 VISTA EAST CONTINUATION HIGH SCHOOL 30 YEAR MODERNIZATION  
 815 EUREKA STREET  
 KERN HIGH SCHOOL DISTRICT  
 KERN COUNTY, CALIFORNIA

CHECK AND VERIFY ALL DIMENSIONS BEFORE PROCEEDING WITH PREPARATION OF THE ARCHITECT ALL CONSTRUCTION SHALL CONFORM TO UBC.

MARK	DATE	REVISIONS
△		
△		
△		

JOB NO. 707  
 DRAWN: M.K.B.  
 CHECKED: M.K.B.  
 DATE: 01/14/14

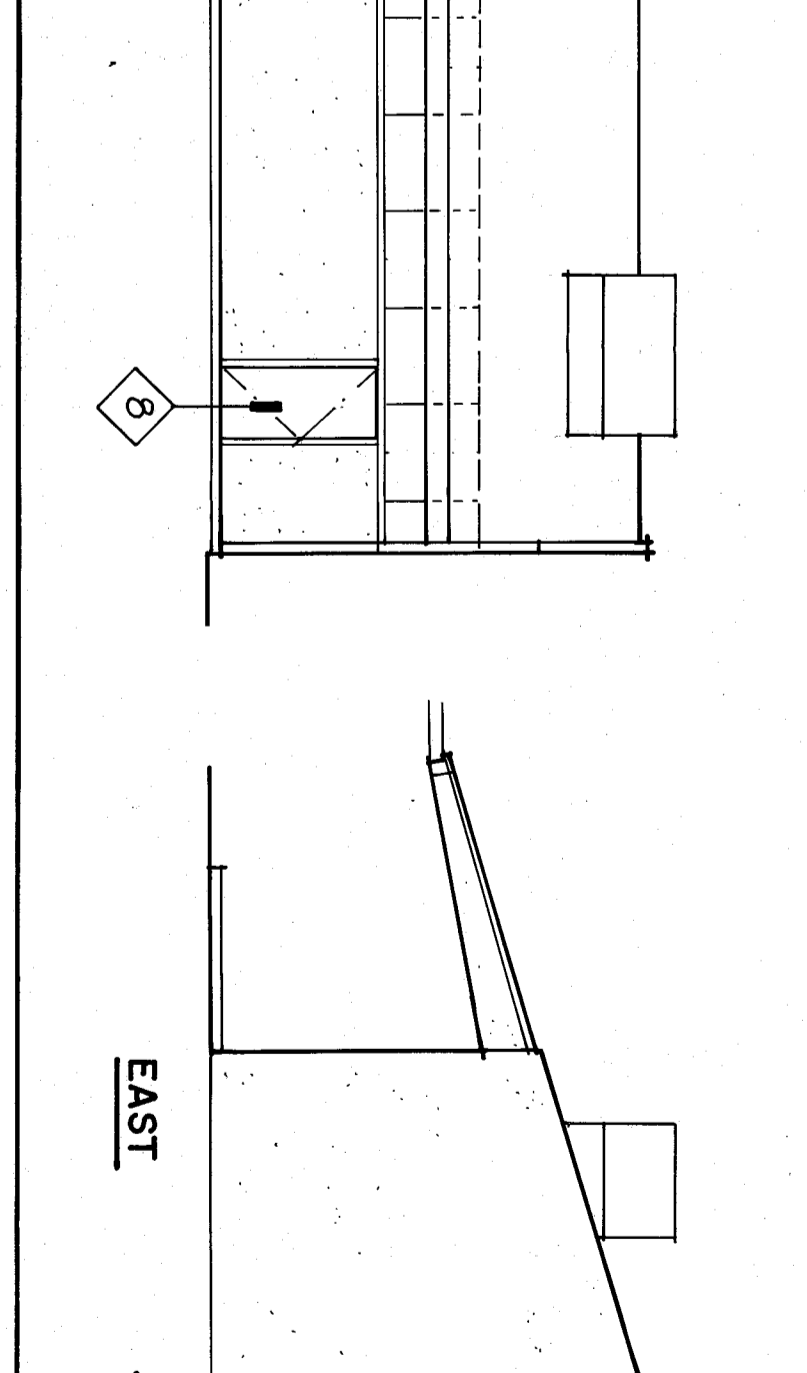
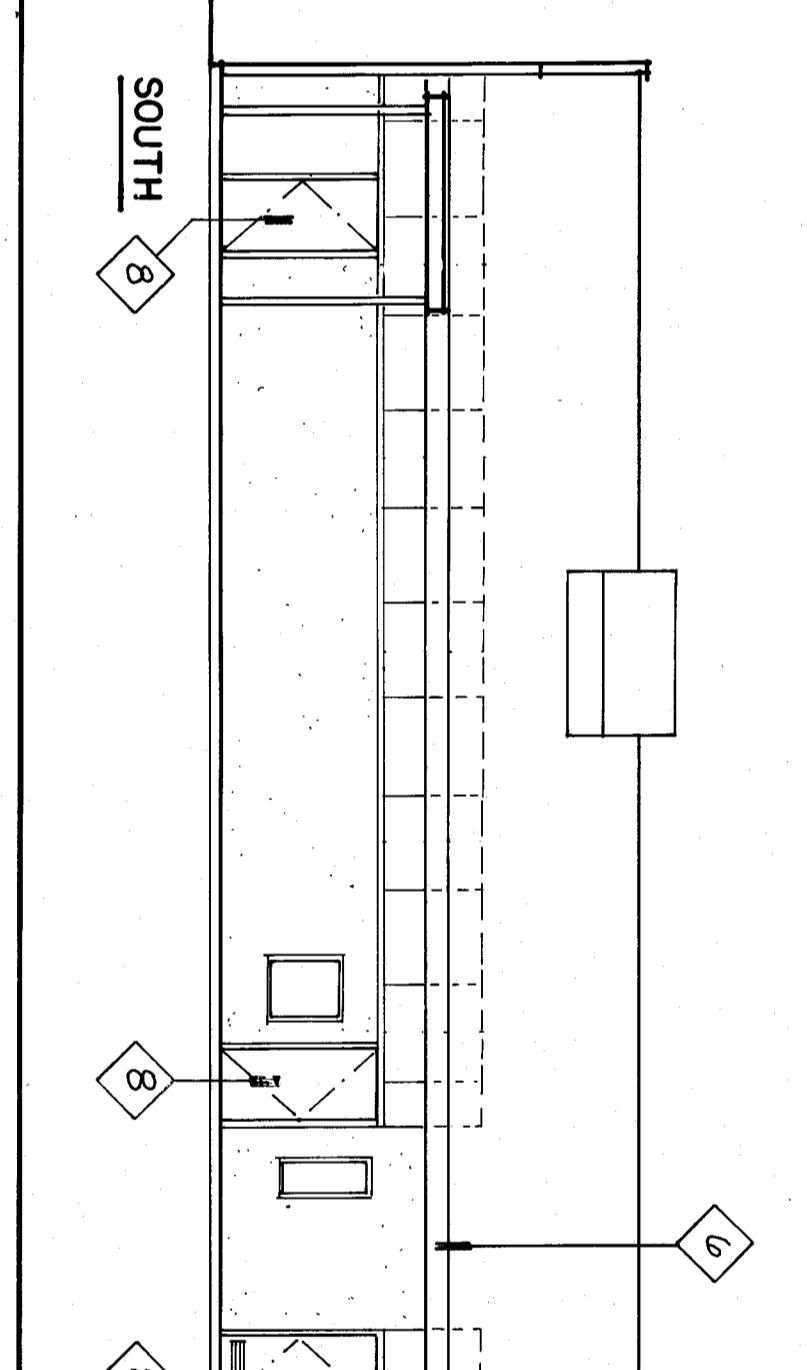
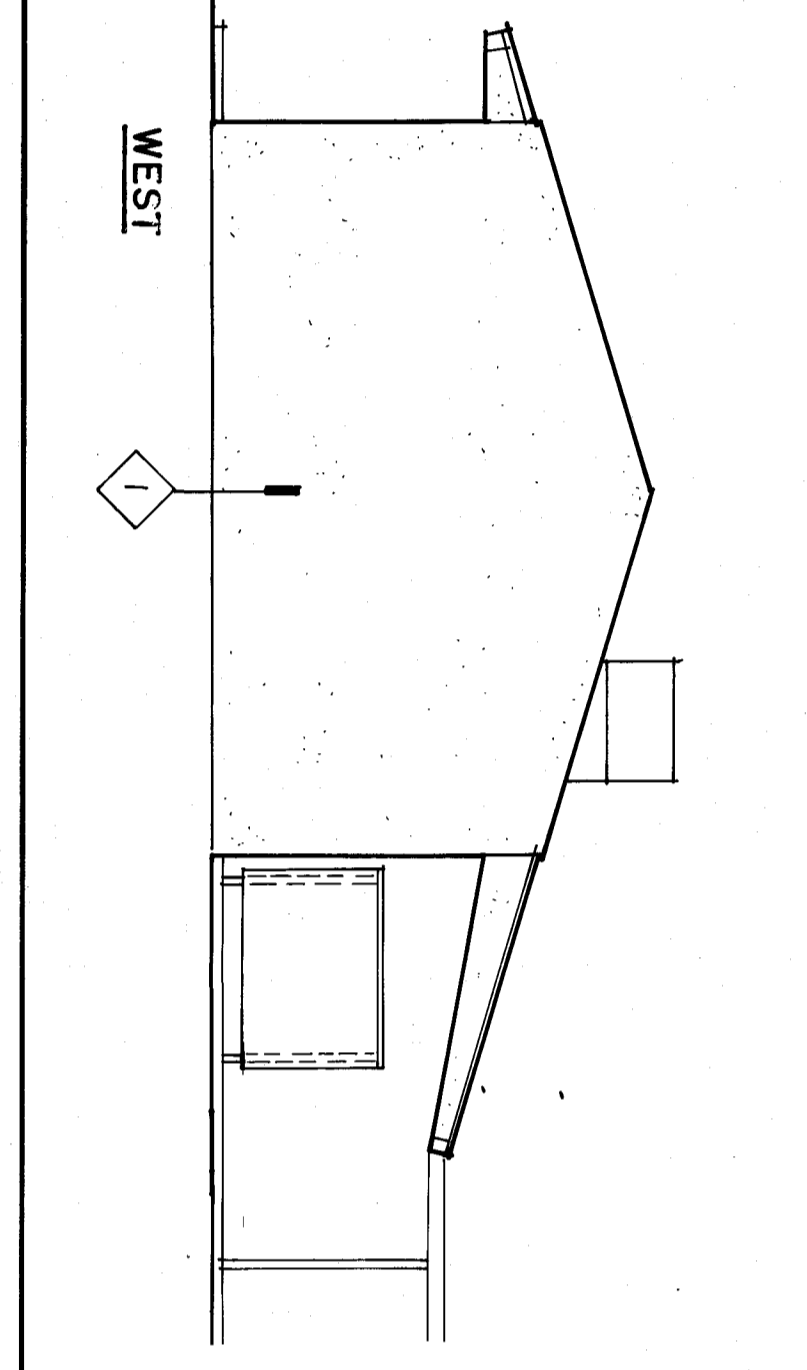
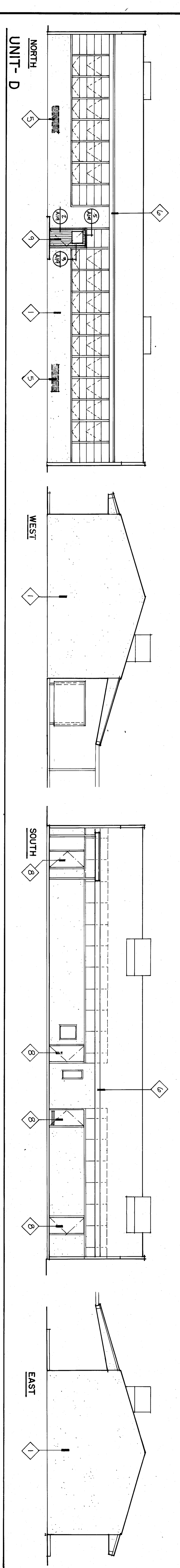
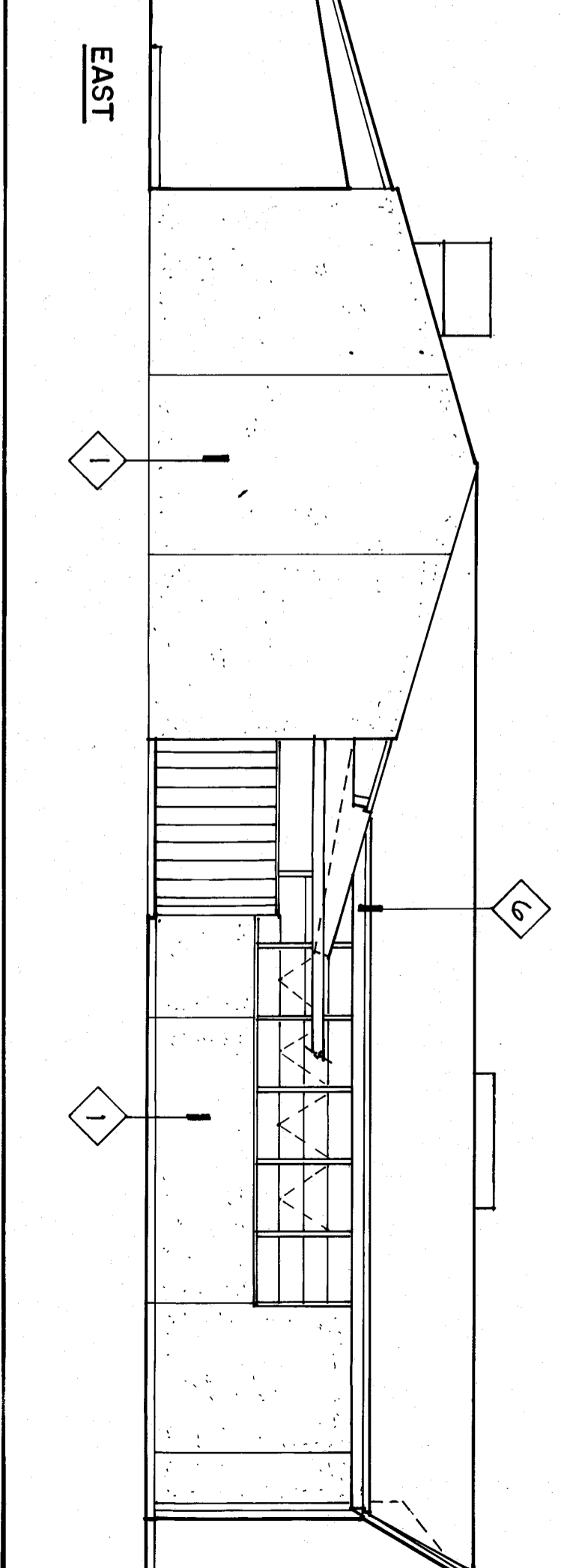
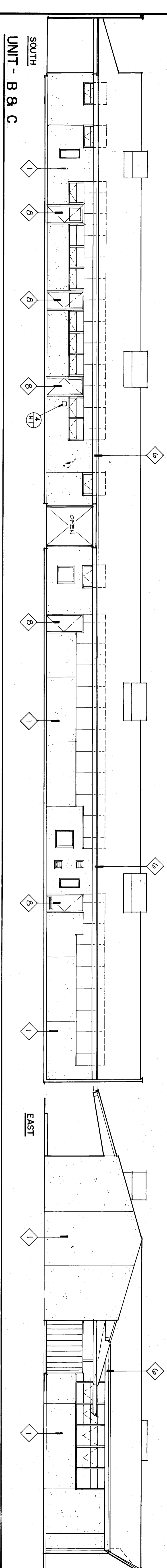
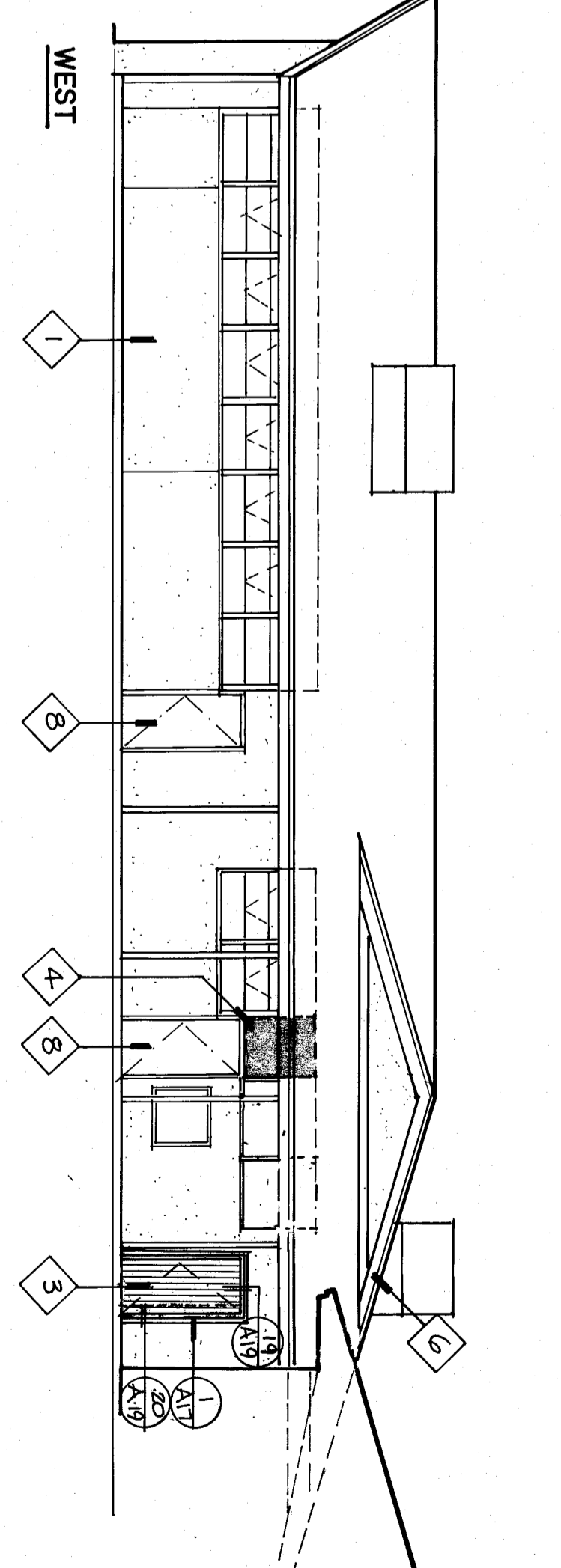
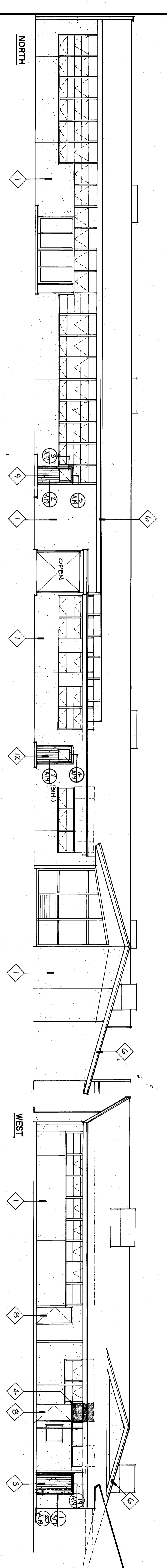
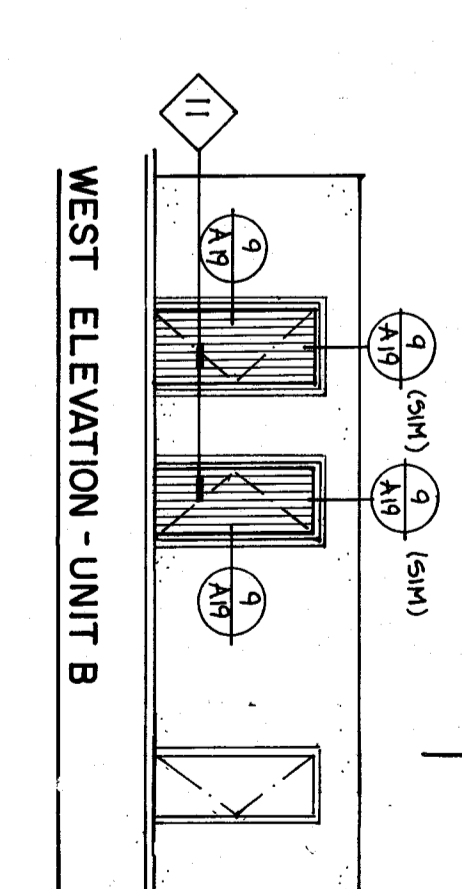
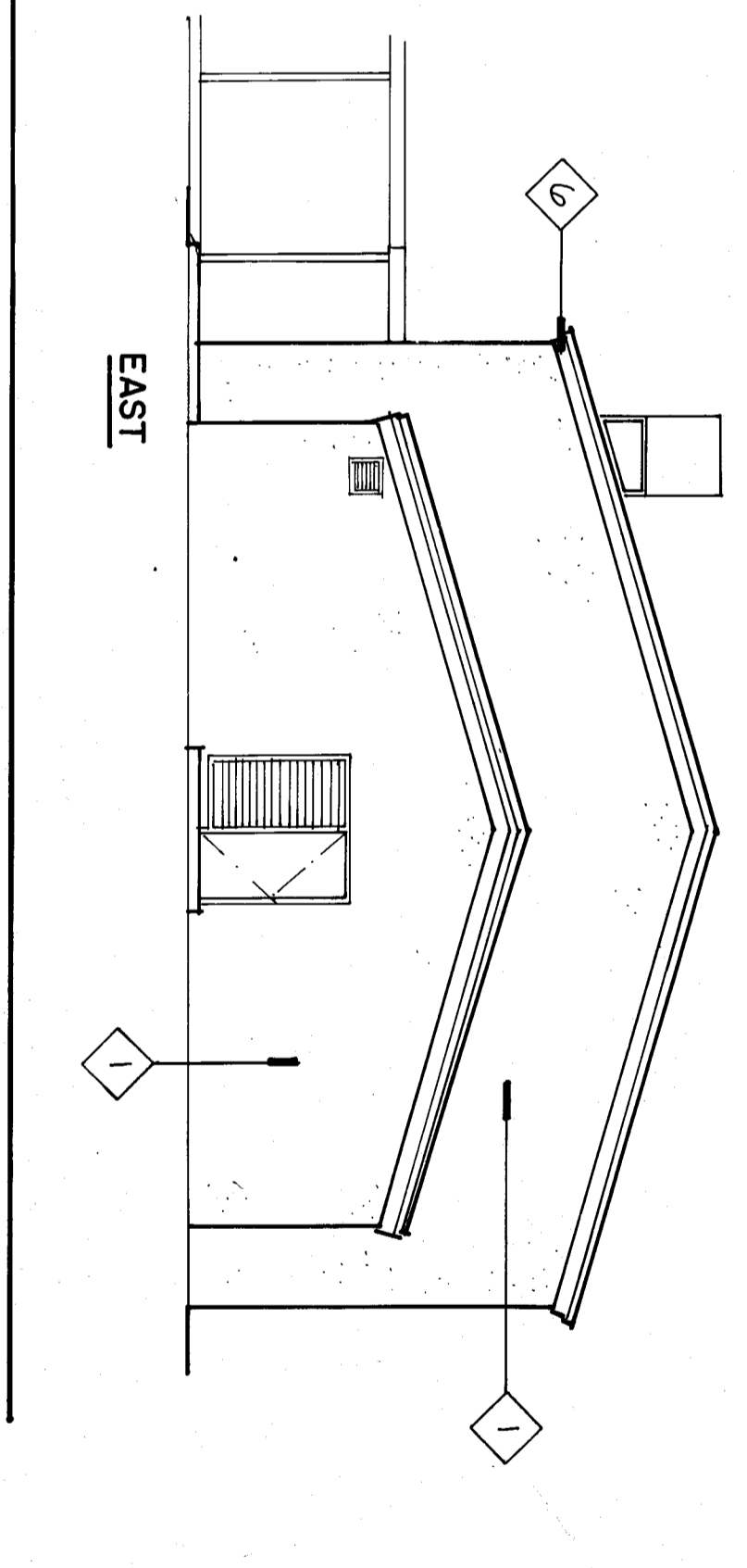
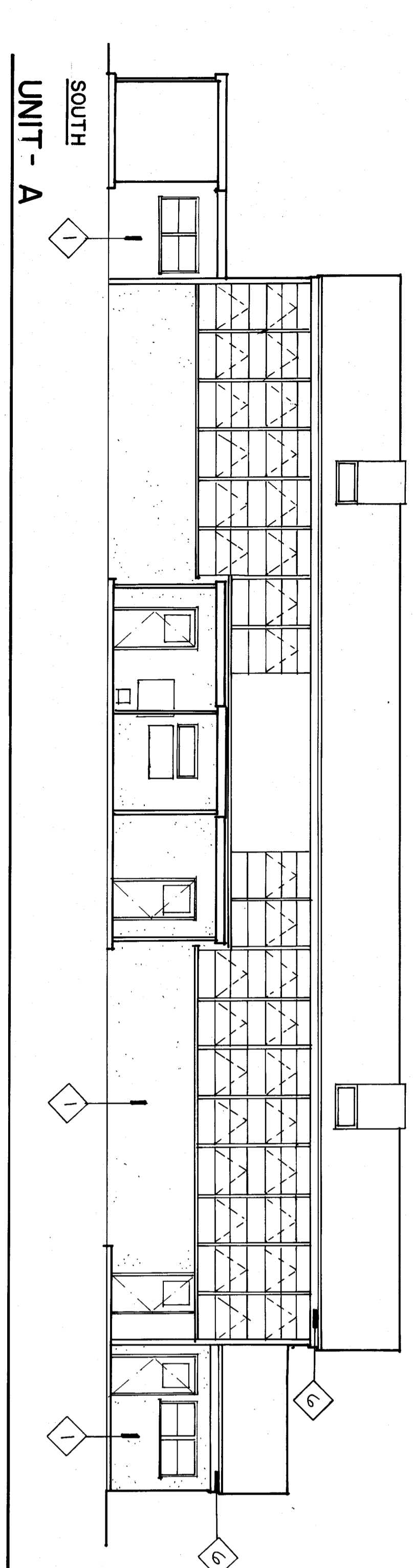
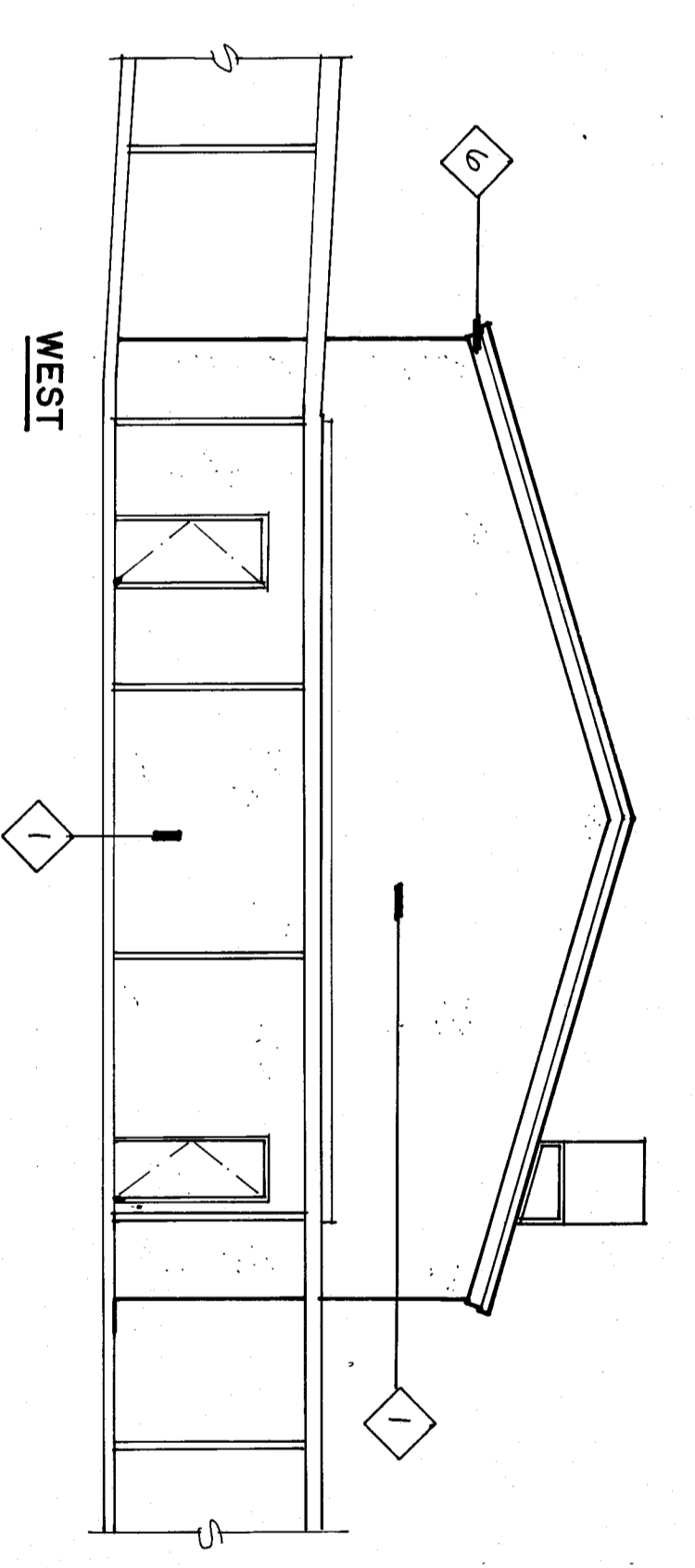
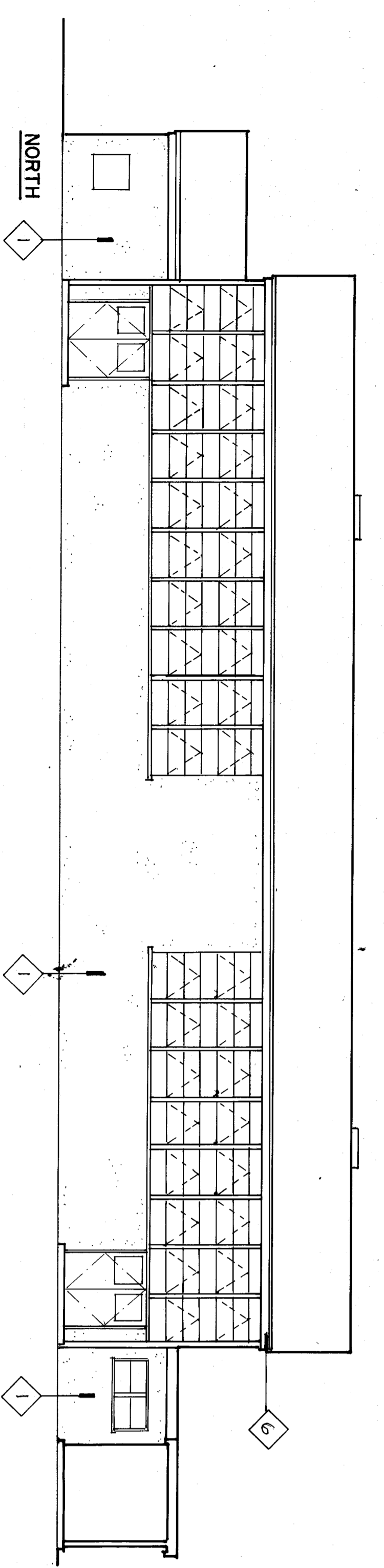
12 OF 19 SHEETS





EXTERIOR ELEV. NOTES


1. Patch walls/doors as required.
2. Match (E) Finish - paint.
3. Estimate (E) opening for 3'-0" door patch wall. Swing out (N) H.M. door/H.M. FRAME/L.H.C. HOWE (E) window patch wall. match (E) Finish - paint.
4. REMOVE VESTIBULE WALL THE WEST SIDE. REPAIR AND FINISH WITH MATCHING MATERIAL. MATCH WITH ADJACENT WALL - PAINT.
5. REMOVE VESTIBULE WALL THE WEST SIDE. REPAIR AND FINISH WITH MATCHING MATERIAL. MATCH WITH ADJACENT WALL - PAINT.
6. REMOVE VESTIBULE WALL THE WEST SIDE. REPAIR AND FINISH WITH MATCHING MATERIAL. MATCH WITH ADJACENT WALL - PAINT.
7. (N) H.C. hardware.
8. Replace (E) door hardware.
9. Replace (E) door with new H.M. door/frame and hardware (E) door with H.C. door/frame and H.C. hardware.
10. H.C. door/frame with (N) H.M. door/frame and H.C. hardware.
11. Remove (E) door/H.M. door/H.M. FRAME/H.M. HOWE. FINISH.
12. Reverse door swing - (N) hardware/frame and H.C.
13. Remove (E) dashed plumbing, cap lines as shown.
14. (N) H.C. accessible drinking fountain.
15. (N) drinking fountain.
16. (N) drinking fountain.
17. (N) drinking fountain.
18. (N) drinking fountain.
19. (N) drinking fountain.
20. (N) drinking fountain.
21. (N) drinking fountain.
22. (N) drinking fountain.
23. (N) drinking fountain.
24. (N) drinking fountain.
25. (N) drinking fountain.



UNITS - A, B, C & D EXTERIOR ELEVATIONS

NOTE: PAINT ALL EXTERIOR SURFACES, INCLUDING, BUT NOT LIMITED TO, THE TRIM, ETC.


1/8" = 1'-0"



ROBERT F. STUHR ARCHITECT INC.  
3121 CALIFORNIA AVE.  
BAKERSFIELD, CA 93304  
(805) 327-1632

RFST  
ROBERT F. STUHR, AIA C-1610  
WILLIAM J. MELBY, AIA C-18936  
DANNY E. ORDIZ, AIA C-14728

TITLE 24 & 1758 UBC



EXTERIOR ELEVATIONS - UNITS A, B, C, & D, NOTES  
VISTA EAST CONTINUATION HIGH SCHOOL 30 YEAR MODERNIZATION  
815 EUREKA STREET  
KERN HIGH SCHOOL DISTRICT  
KERN COUNTY, CALIFORNIA

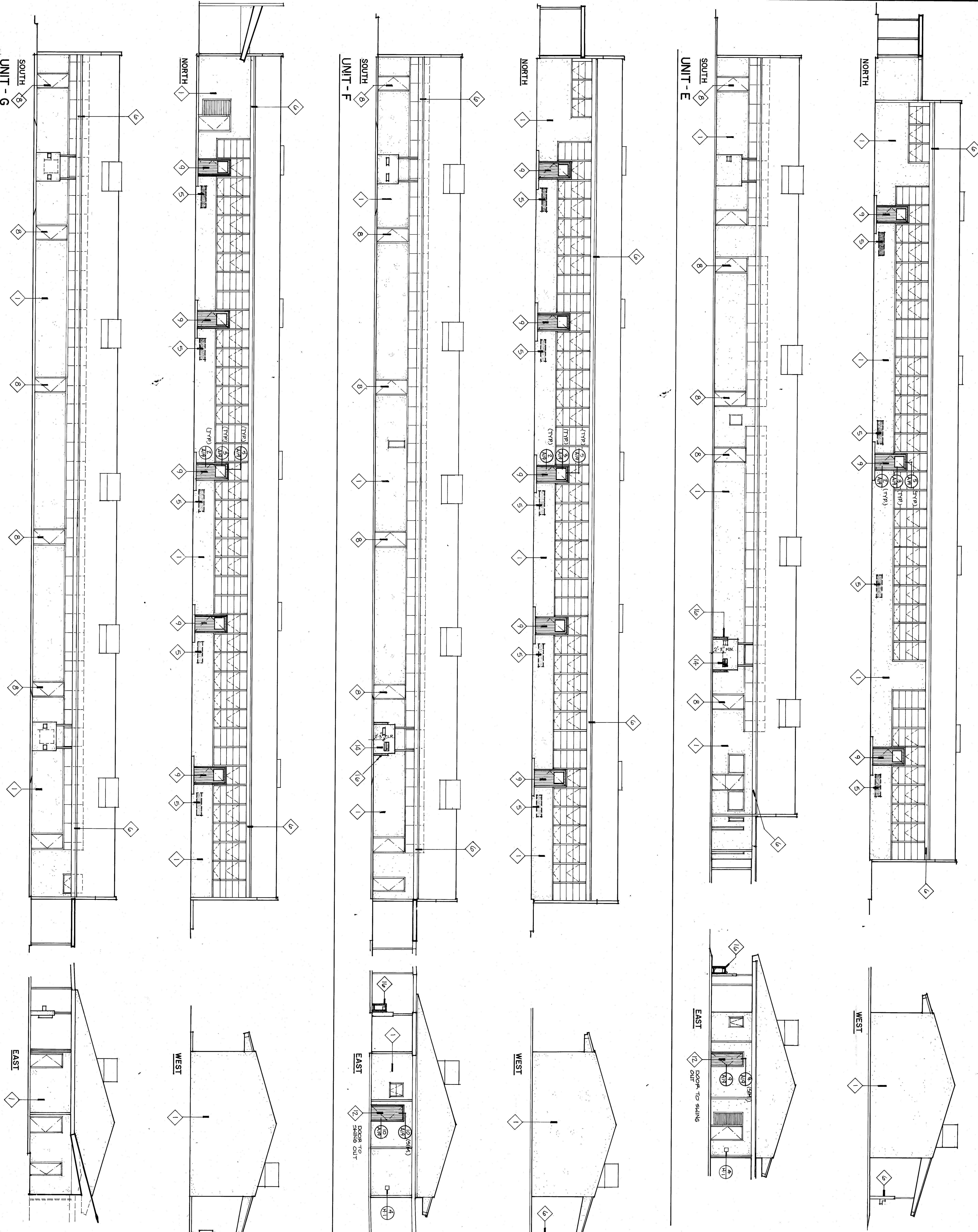
CHECK AND VERIFY ALL DIMENSIONS BEFORE PROCEEDING DISCREPANCIES TO THE ARCHITECT ALL CONSTRUCTION SHALL CONFORM TO UBC.

MARK	DATE	REVISIONS
△		
△		
△		
△		

JOB NO. 707  
DRAWN: M.K.B.  
CHECKED:  
DATE: 6-14-96  
15 OF 19 SHEETS

EXTERIOR ELEV. NOTES

1. Patch walls/doors as required
2. (N) finish patch
3. Remove (E) door, patch paint, match (E) finish
4. Remove (E) window, patch wall, match (E) finish
5. REMOVE VENTS IN WALL, PATCH WITH H.C. AT TOP AND BOTTOM. REMOVE VENTS IN WALL, PATCH WITH H.C. AT TOP AND BOTTOM. REMOVE VENTS IN WALL, PATCH WITH H.C. AT TOP AND BOTTOM.
6. Patch as required - paint
7. (N) H. H. door/frame and hardware
8. R.C. hardware door hardware with H.C. hardware PAINT DOOR.
9. Replace (E) door with new hardware/frame and H.C.
10. Replace (E) door with (N) H.M. door/frame and H.C.
11. (N) hollow core wood door, H.M. frame and H.C. hardware, door swing - (N)
12. H.M. door/frame and H.C. hardware (E) dashed
13. Remove (E) dashed hardware (E) dashed
14. (N) H.C. accessible
15. (N) drinking fountain
16. (N) wing walls @ drinking fountain. see det. 23-HI, PAINT.



UNITS - E, F, & G EXTERIOR ELEVATIONS

NOTE: PAINT ALL BRASS AND STAINLESS STEEL INCLUDING BUT NOT LIMITED TO THE FOLLOWING: HANDLES, KNOBS, LOCKS, AND TRIM, ETC.

**ROBERT F. STUHR ARCHITECT INC.**  
 3121 CALIFORNIA AVE.  
 BAKERS FIELD CA.  
 93304 (805) 327-1632

EXP - STUHR AIA C-1610  
 WILLIAM J. MELBY AIA C-16835  
 DANNY E. ORDIZ AIA C-14728

EXTERIOR ELEVATIONS, UNITS E, F, & G, NOTES

VISTA EAST CONTINUATION HIGH SCHOOL 30 YEAR MODERNIZATION

815 EUREKA STREET  
 KERN HIGH SCHOOL DISTRICT  
 KERN COUNTY, CALIFORNIA

TITLE 24 & 1988 U.B.C.

13744

CHECK AND VERIFY ALL DIMENSIONS BEFORE PROCEEDING WITH THE WORK. REPORT DISCREPANCIES TO THE ARCHITECT. SHALL CONFORM TO IBC.

MARK	DATE	REVISIONS

JOB NO. 707  
 DRAWN: M.K.B.  
 CHECKED: M.K.B.  
 DATE: 12-14-90





# FINISH SCHEDULE

1	NO FINISH	(N) CARPET
2	FACTORY FINISH	(N) SHEET VINYL
3	TROWELLED SMOOTH	(N) MOSAIC CERAMIC TILE (THIN-SET)
4	BROOMED	(N) VINYL COMPOSITION TILE (PATCH EXISTING FLOOR)
5	WAXED	(E) MOSAIC CERAMIC TILE (PATCH)
6	NATURAL (GLAZED)	PATCH (E) FLR. AS REQUIRED (MATCH (E.) FINISH)
7	ENAMEL	(N) RTSB.
8	ENAMEL STIPPLED	(N) CERAMIC TILE
9	VINYL OR LATEX	(E) CERAMIC TILE (PATCH)
10	INTEGRALLY COLORED	(N) COVED SHEET VINYL
11	PAINT (EXT. GRADE)	
12	STAIN	

ROOM NO.	ROOM NAME	FNT. ELEV.	FLOORS	BASES	WAINSCOT	WALLS	CEILING	TRIM	REMARKS
1	HAND PAINT ROOM								
2	HEATER ROOM								
3	LUMBER STORAGE								
4	WOODY SHOP								
5	CLOSET								
6	LABATORY								
7	WATER HEATER								
8	HALL								
9	STAIRWELL								
10	METAL STORAGE								
11	OFFICE								
12	WOOD SHOP TOOL ROOM								
13	METAL SHOP TOOL ROOM								
14	METAL SHOP								
15	BOYS TOILET								
16	CUSTOMER								
17	MEZZANINE								
18	(NOT USED)								
19	(NOT USED)								
20	COOKING ROOM								
21	WATER HEATER								
22	KITCHEN								
23	FITTING ROOM								
24	CLOSET								
25	TOILET								
26	SEWING ROOM								
27	TOILET								
28	JANITOR								
29	STORAGE								
30	(NOT USED)								
31	(NOT USED)								
32	TOILET/SHOWER ROOM								
33	OFFICE								
34	OFFICE								
35	ALCOVE (DELETED)								
36	OFFICE								
37	RECEPTION								
38	OFFICE								
39	HALL								
40	CLOSET								
41	OFFICE/WORK ROOM								
42	AV. ROOM								
43	WOMEN'S TOILET								
44	MEN'S TOILET								
45	WOMEN'S TOILET H.C.								
46	WOMEN'S TOILET H.C.								
47	LIBRARY								
48	(NOT USED)								
49	COMPUTER ROOM								
50	ART ROOM								
51	(NOT USED)								
52	(NOT USED)								
53	SHOWER ROOM								
54	EQUIPMENT ROOM								
55	HEATER ROOM								
56	BOYS TOILET								
57	CLASSROOM								
58	CLASSROOM								
59	CLASSROOM								
60	JANITOR								
61	SCIENCE STORAGE								
62	STORAGE								
63	SCIENCE RM.								
64	(NOT USED)								
65	(NOT USED)								
66	STORAGE								
67	STORAGE								
68	GRN. S. TOILET								
69	STORAGE								
70	CLASSROOM								
71	CLASSROOM								
72	CLASSROOM								
73	CLASSROOM								
74	CLASSROOM								
75	(NOT USED)								
76	(NOT USED)								
77	BOYS								
78	STORAGE								
79	JANITOR								
80	HEATER ROOM								
81	STORAGE								
82	CLASSROOM								
83	CLASSROOM								
84	CLASSROOM								
85	CLASSROOM								
86	CLASSROOM								

# DOOR SCHEDULE

DOOR NO.	TYPE	SIZE	MATERIAL	FRAME	SW	SET	REMARKS
1							
2							
3							
4							
5							
6							
7							
8							
9							
10							
11							
12							
13							
14							
15							
16							
17							
18							
19							
20							
21							
22							
23							
24							
25							
26							
27							
28							
29							
30							
31							
32							
33							
34							
35							
36							
37							
38							
39							
40							
41							
42							
43							
44							
45							
46							
47							
48							
49							
50							
51							
52							
53							
54							
55							
56							
57							
58							
59							
60							
61							
62							
63							
64							
65							
66							
67							
68							
69							
70							
71							
72							
73							
74							
75							
76							
77							
78							
79							
80							
81							
82							
83							
84							
85							
86							
87							
88							
89							
90							
91							
92							
93							
94							
95							
96							
97							
98							
99							
100							
101							
102							
103							
104							
105							

ROBERT F. STUHR ARCHITECT INC.  
 3121 CALIFORNIA AVE.  
 BAKERSFIELD CA.  
 93304 (805) 327-1632

EXD-  
 ROBERT F. STUHR AIA C-16810  
 WILLIAM J. MELBY AIA C-16855  
 DANNY E. ORNDIZ AIA C-14728

TITLE 24 & 1988 U.B.C.


FINISH SCHEDULE; DOOR SCHEDULE

VISTA EAST CONTINUATION HIGH SCHOOL 30 YEAR MODERNIZATION  
 815 EUREKA STREET  
 KERN HIGH SCHOOL DISTRICT  
 KERN COUNTY, CALIFORNIA

CHECK AND VERIFY ALL CONDITIONS FOR PROCEEDING WITH THE WORK REPORT DISCREPANCIES TO THE ARCHITECT OR SUPERVISOR IMMEDIATELY.

707  
 DRAWN M.K.B.  
 CHECKED  
 DATE 10-14-90  
 OF 19 SHEETS






**ROBERT F. STUHR ARCHITECT INC.**

3121 CALIFORNIA AVE.  
 BAKERSFIELD, CA  
 93304 (805) 327-1632

EGP: ROBERT F. STUHR AIA C-1810  
 WILLIAM J. MELBY AIA C-1855  
 DANNY E. ORDIZ AIA C-14728

TITLE: 24 & 1366 UBC  
 4/7/14



3/31/15  
 15/03/15

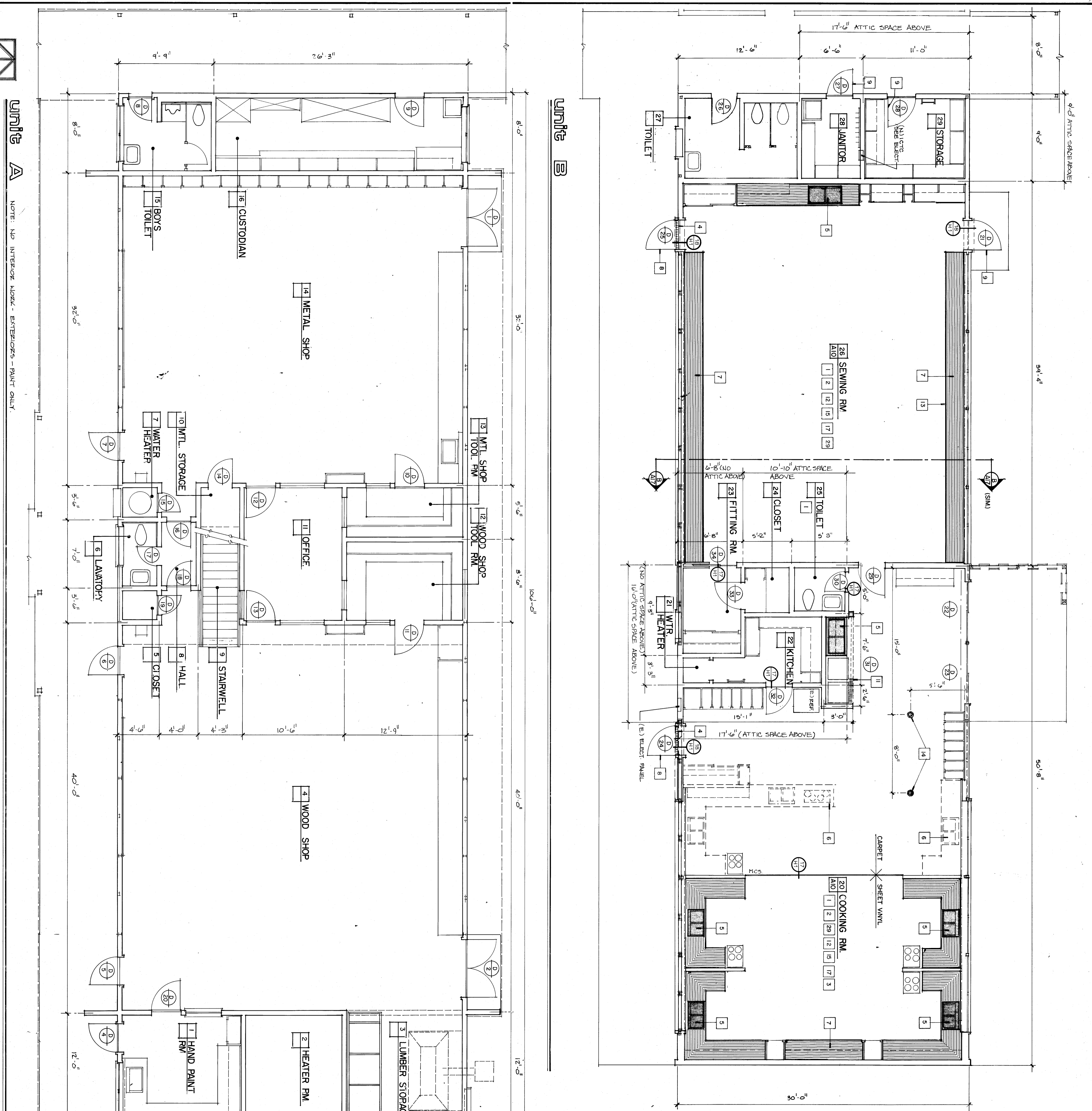
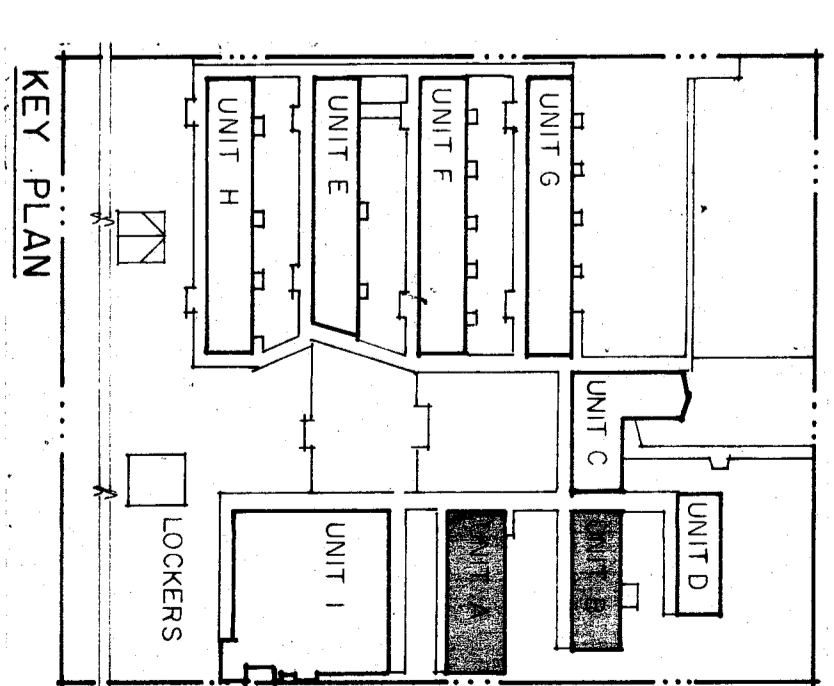
FLOOR PLANS - UNITS A & B, NOTES  
**VISTA EAST CONTINUATION HIGH SCHOOL 30 YEAR MODERNIZATION**  
 815 EUREKA STREET  
 KERN HIGH SCHOOL DISTRICT  
 KERN COUNTY, CALIFORNIA

CHECK AND VERIFY ALL DIMENSIONS BEFORE PROCEEDING WITH THE WORK. APPROVE ALL CONSTRUCTION SHALL CONFORM TO UBC.

MARK	DATE	REVISIONS
△		
△		
△		
△		

JOB NO: 707  
 DRAWING: M.K.B.  
 CHECKED: M.K.B.  
 DATE: 12/4/10  
 OF 19 SHEETS

- FLOOR PLAN NOTES**
- Patch walls as required. Match (E) Finish - Paint.
  - (N) Carpet over (E) R.T.S.B. tiles and (N) Patch (E) floor as required - Install (N) floor vinyl over (E) Expansion Joints and Laminate with (N) sink and Laminate Diastive Remove existing (E) cabinets and plumbing if any, patch walls as required. Install (N) plumbing lines - Patch walls. **CAP ANY GAS LINES.**
  - Remove (E) countertops. Laminate Diastive countertops.
  - Remove (E) door handles for kitchen and bathroom. Replace (E) door with new H.H. door/frame and (N) solid core wood door - H.H. Frame and H.C. (N) door.
  - Remove (E) doors at (E) opening (E) Thermostat with (N) energy programmable units.
  - (N) wall strip elect. indicated as shown.
  - (N) Intercom system as indicated.
  - Remove (E) patch calling as provided - Paint.
  - (N) T-bar suspended ceiling with (N) insulation lights and R-19 insulation.
  - Remove (E) door with (N) H.H. door - 1-HR RATED.
  - Remove (E) toilet.
  - Remove (E) paper towel dispenser.
  - (N) soap dispenser.
  - (N) soap dispenser. Entry (E) opening for 3'-0" door patch wall. Remove (E) H.H. door/H.M. frame. Remove (E) dashed plumbing cap lines as required. accessible toilet.
  - (N) wall mounted lav. patch (E) floor as required (N) R.T.S.B.



**FLOOR PLANS**

Unit A  
 NOTE: NO INTERIOR WORK - EXTERIORS - PAINT ONLY.

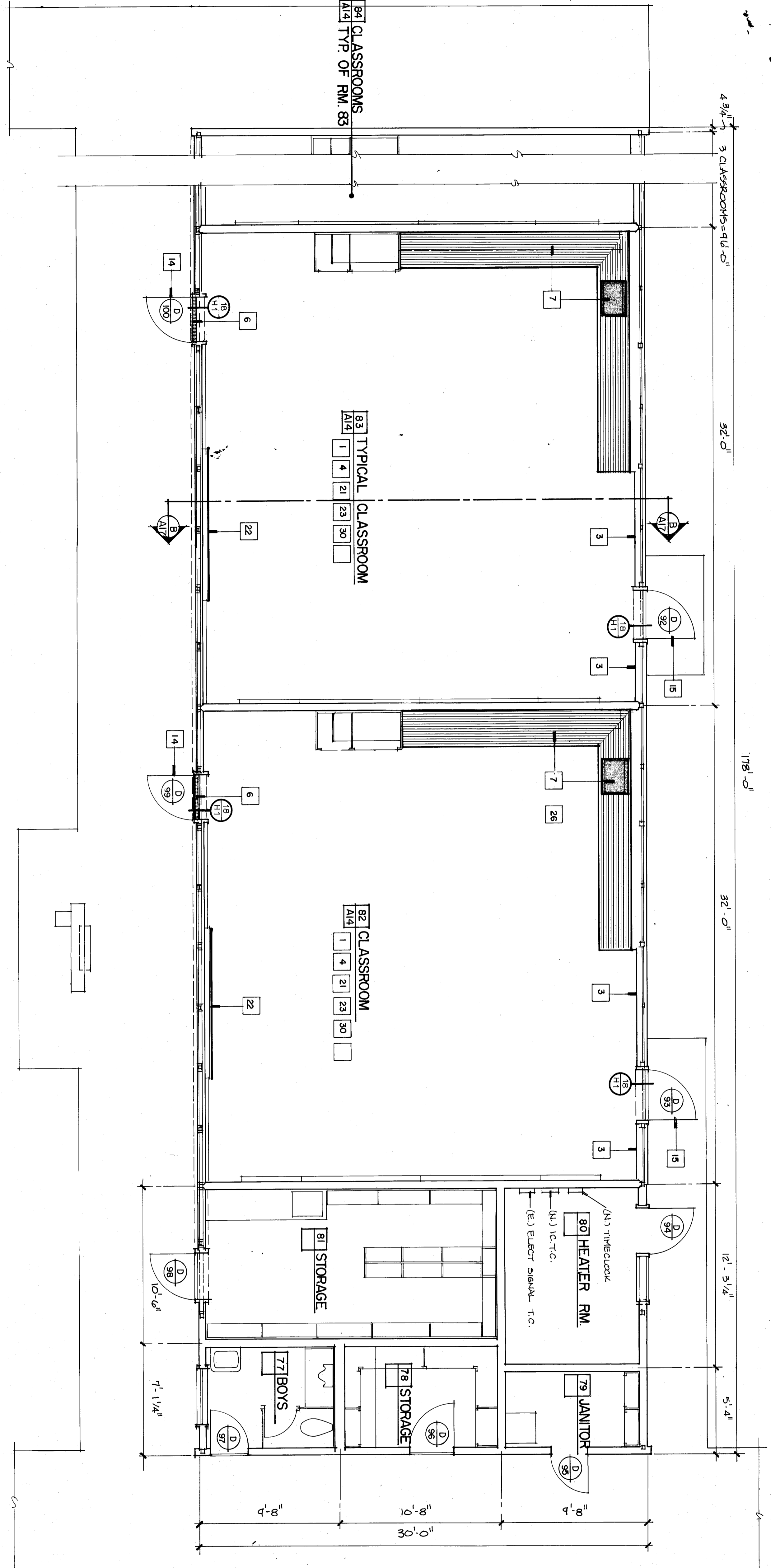
Unit B

**LEGEND**

- (N) LAMINATED PLASTIC COUNTER TOPS
- (N) SINKS (see mech.)
- (N) FLOOR ELECT. OUTLETS (see elect.)
- (N) H.C. THRESHOLDS

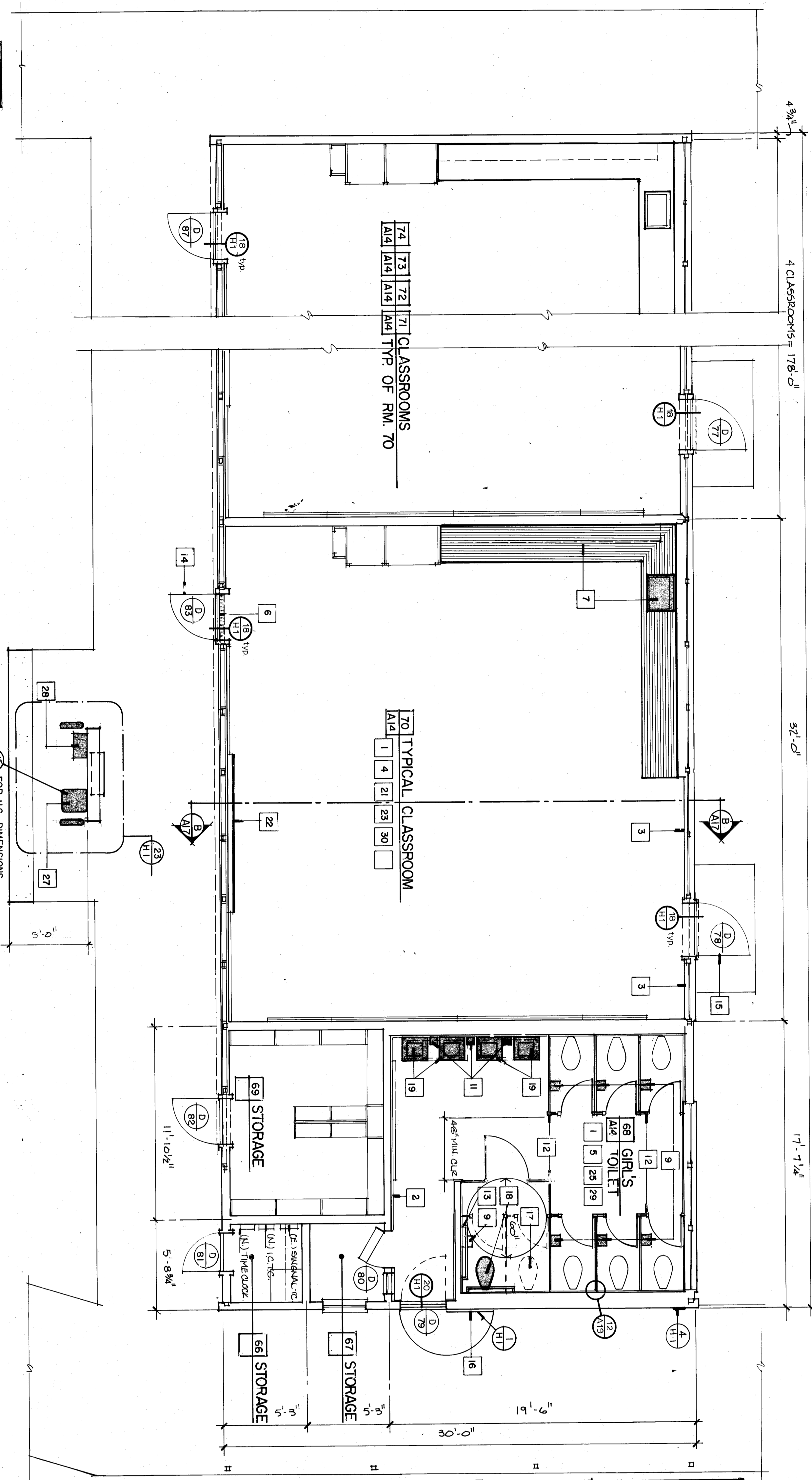




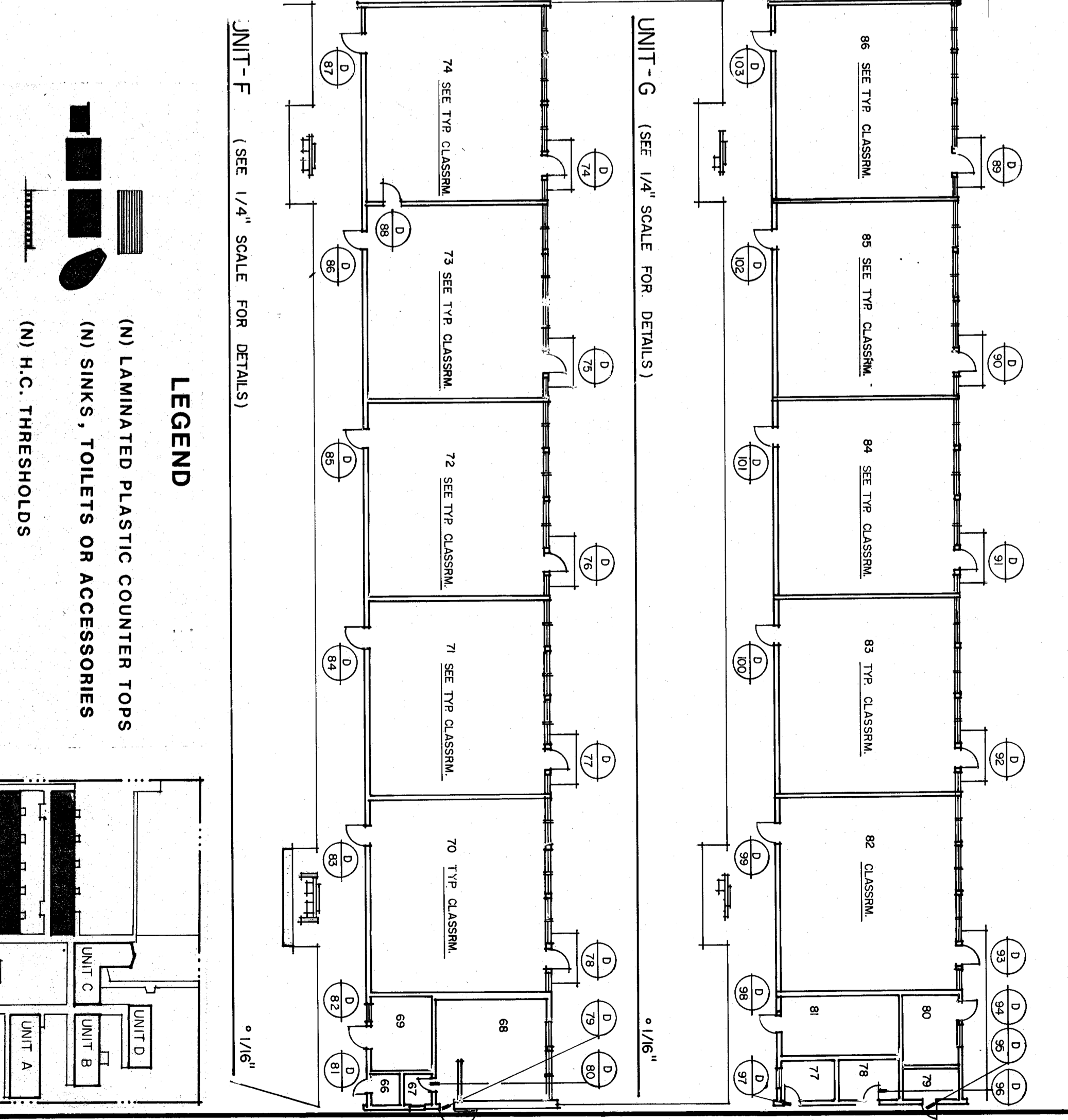


Unit G

- FLOOR PLAN NOTES**
1. Patch walls as required.
  2. Match (E) finish - paint.
  3. REMOVE VENTS IN WALL FILL W/3" CAT BOARD AND PATCH WITH MATCHING ADJACENT WALL FINISH.
  4. (N) Carpet over (E).
  5. Patch (E) floor as appropriate tile and (N).
  6. Patch (E) floor as required. Patch (E).
  7. (N) H.C. accessible threshold (E) sink and counter-top. Remove (E) counter-top. Remove (E) toilet.
  8. (N) Toilet paper dispenser.
  9. (N) Paper towel dispenser.
  10. (N) H.C. accessible partitions with (N).
  11. Patch walls as required.
  12. (N) H.C. accessible threshold (E) door hardware with H.C. narrow ramp door. H.C. door/frame and hardware.
  13. (N) H.C. accessible hardware.
  14. (N) H.C. accessible hardware.
  15. (N) H.C. accessible hardware.
  16. (N) H.C. accessible hardware.
  17. (N) H.C. accessible hardware.
  18. (N) H.C. accessible hardware.
  19. (N) H.C. accessible hardware.
  20. (N) H.C. accessible hardware.
  21. (N) H.C. accessible hardware.
  22. (N) H.C. accessible hardware.
  23. (N) H.C. accessible hardware.
  24. (N) H.C. accessible hardware.
  25. (N) H.C. accessible hardware.
  26. (N) H.C. accessible hardware.
  27. (N) H.C. accessible hardware.
  28. (N) H.C. accessible hardware.
  29. (N) H.C. accessible hardware.
  30. (N) H.C. accessible hardware.



Unit F



FLOOR PLANS-UNITS F & G, NOTES

VISTA EAST CONTINUATION HIGH SCHOOL 30 YEAR MODERNIZATION

815 EUREKA STREET  
KERN HIGH SCHOOL DISTRICT  
KERN COUNTY, CALIFORNIA

CHECK AND VERIFY ALL DIMENSIONS BEFORE REPORT DISCREPANCIES TO THE ARCHITECT. ALL CONSTRUCTION SHALL CONFORM TO B.C.

MARK	DATE	REVISIONS
▲		
▲		
▲		
▲		

JOB NO. 707  
DRAWN: M.K.B.  
CHECKED: [Signature]  
DATE: 6-14-97

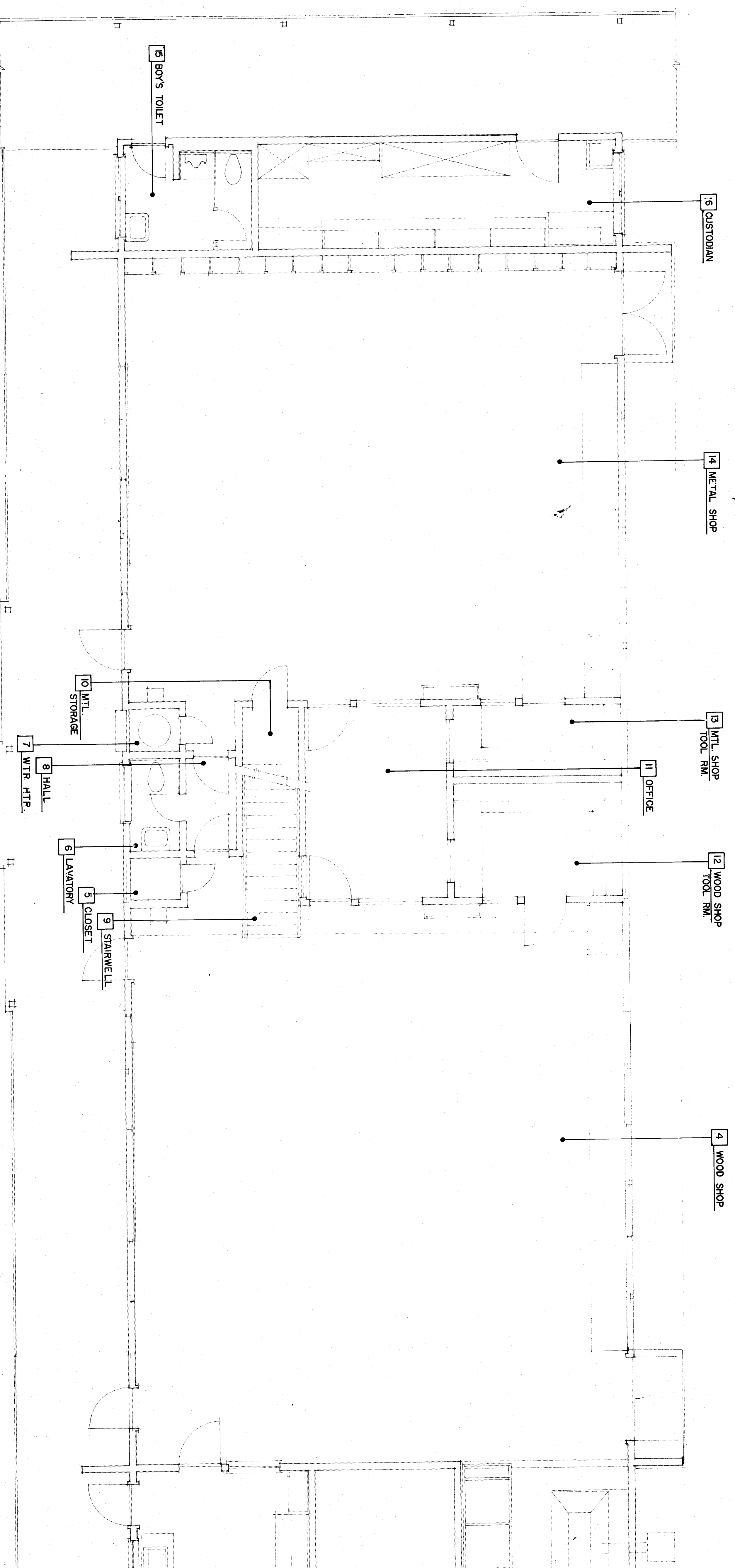
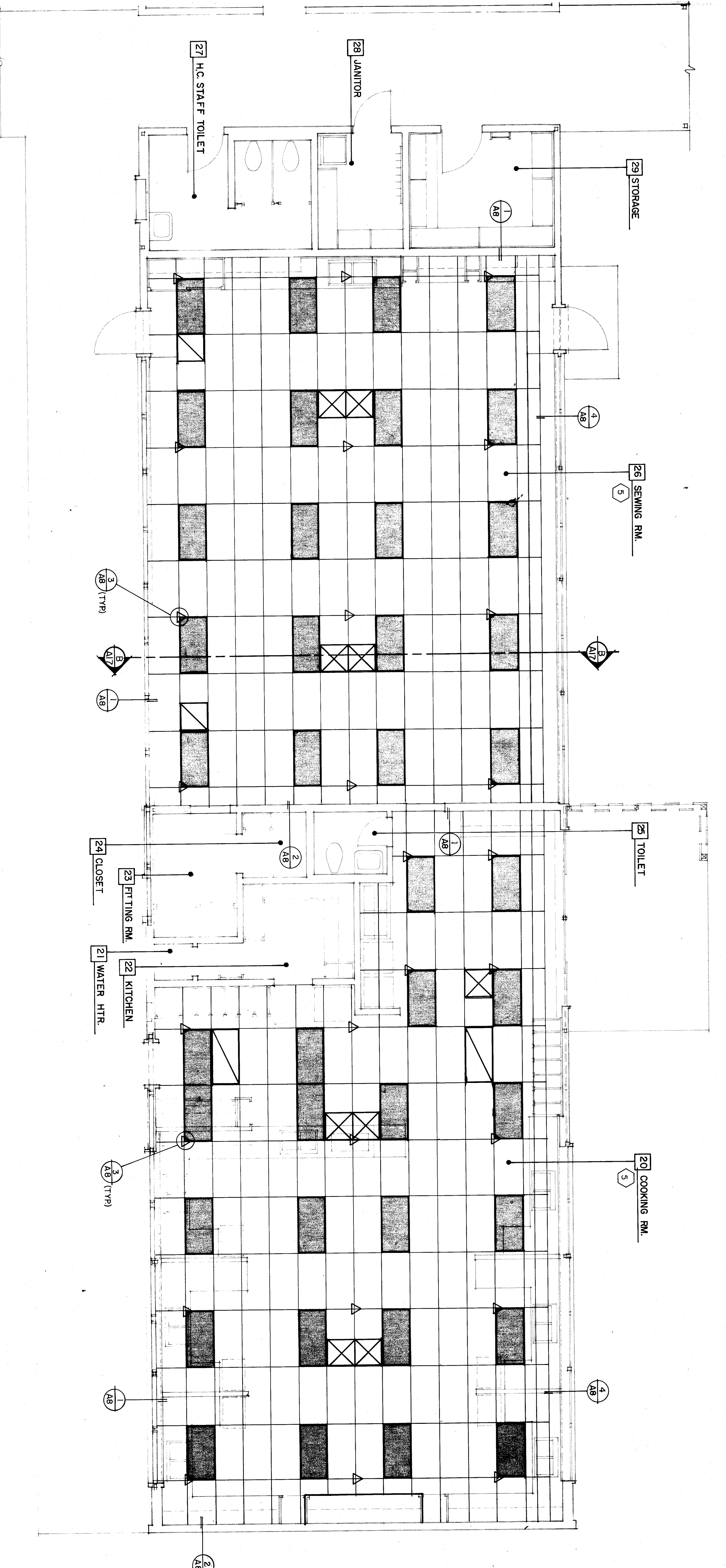
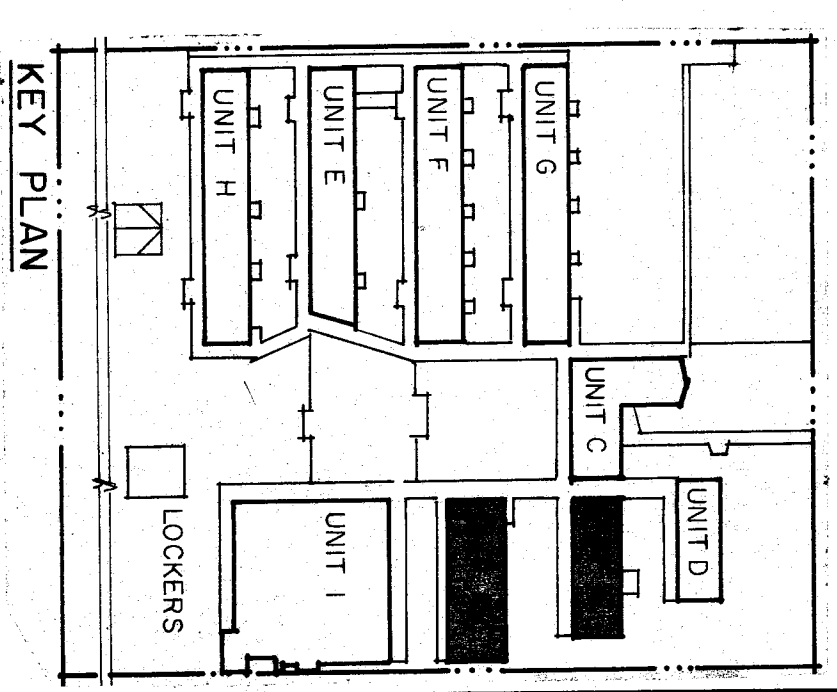
OF 19 SHEETS

ROBERT F. STUHR ARCHITECT INC.  
3121 CALIFORNIA AVE.  
BAKERSFIELD, CA 93304  
(805) 327-1632

EX-2  
ROBERT F. STUHR AA C-1610  
WILLIAM A. MELBY AA C-16835  
DANNY E. ORIZZAA C-14228

- REFLECTED CEILING NOTES**
- (E) exhaust fan.
  - (S) surface mounted fixture.
  - (E) lights with (N) as per electrical drawing/ceiling as required.
  - (N) T-bar suspended ceiling with 10' fluorescent insulation, R-39.
  - (N) gypsum ceiling w/ acoustic tile, surface fastener.

- LEGEND**
- (N) 2' x 4' FLUORESCENT LT. FIXTURES (see elect.)
  - (N) 2' x 4' ACOUSTIC TILE/T-BAR CEILING
  - (N) SPLY WRES 4 DIRECTIONS (see detail 9/A/B)
  - (N) SUPPLY AIR REGISTER (see mech.)
  - (N) RETURN AIR REGISTER (see mech.)
  - (N) EXHAUST FAN (see mech.)
  - (N) VISUAL FIRE ALARM (see elect.)
  - (N) 1 x 4 FLUORESCENT SURFACE MT. FIXTURE (see elect.)



**REFLECTED CEILING PLANS**


JOB NO. 707  
 DATE 6-14-90  
 DRAWN: M.K.B.  
 CHECKED: [Signature]

MARK	DATE	REVISIONS
△		
△		
△		
△		

CHECK AND VERIFY ALL DIMENSIONS BEFORE AND REPORT DISCREPANCIES TO THE ARCHITECT. ALL CONSTRUCTION SHALL CONFORM TO B.C.

REFLECTED CEILING PLANS - UNITS A & B,  
 NOTES  
**VISTA EAST CONTINUATION HIGH SCHOOL 30 YEAR MODERNIZATION**  
 815 EUREKA STREET  
 KERN HIGH SCHOOL DISTRICT  
 KERN COUNTY, CALIFORNIA





**ROBERT F. STUHR ARCHITECT INC.**

3121 CALIFORNIA AVE.  
 BAKERSFIELD CA.  
 93304 (805) 327-1632

EXP: ROBERT F. STUHR AIA C-1810  
 WILLIAM J. MELBY AIA C-1833  
 DANNY E. OFDIZ AIA C-14728

TITLE: 24 & 1988 UBC

3/31/88 15:30  
 W/TV/4

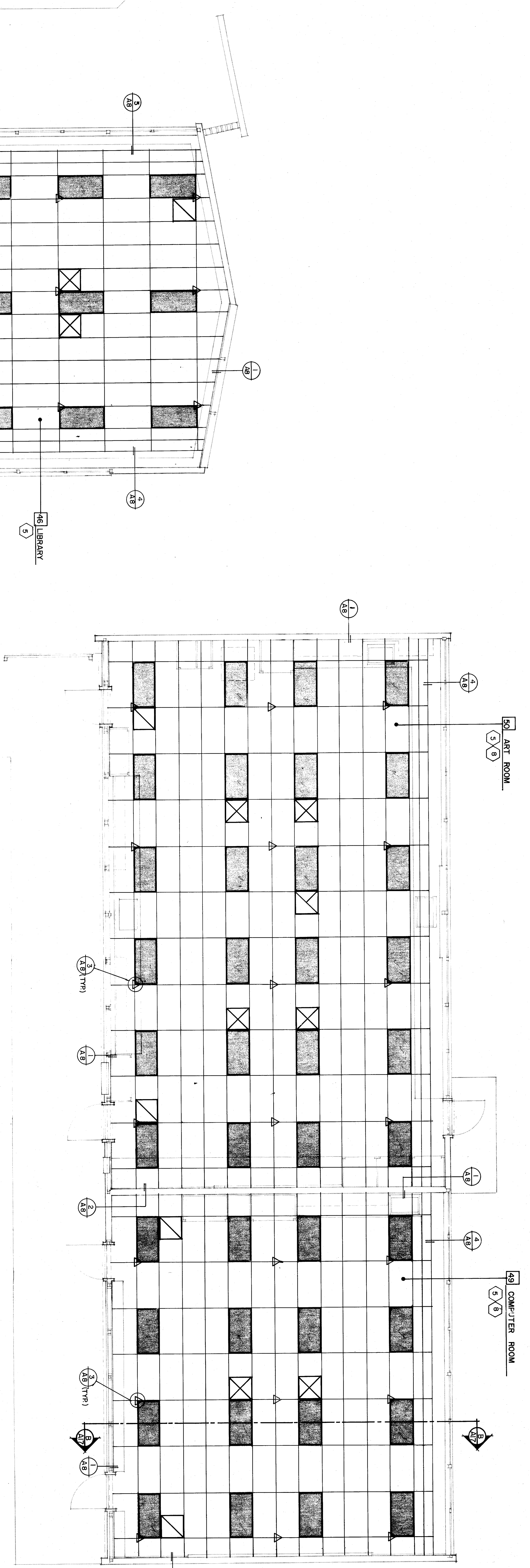
REFLECTED CEILING PLANS - UNITS C & D, NOTES

**VISTA EAST CONTINUATION HIGH SCHOOL 30 YEAR MODERNIZATION**  
 815 EUREKA STREET  
 KERN HIGH SCHOOL DISTRICT  
 KERN COUNTY, CALIFORNIA

CHECK AND VERIFY ALL DIMENSIONS BEFORE PROCEEDING WITH REPAIRS TO THE ARCHITECT. ALL CONSTRUCTION SHALL CONFORM TO UBC.

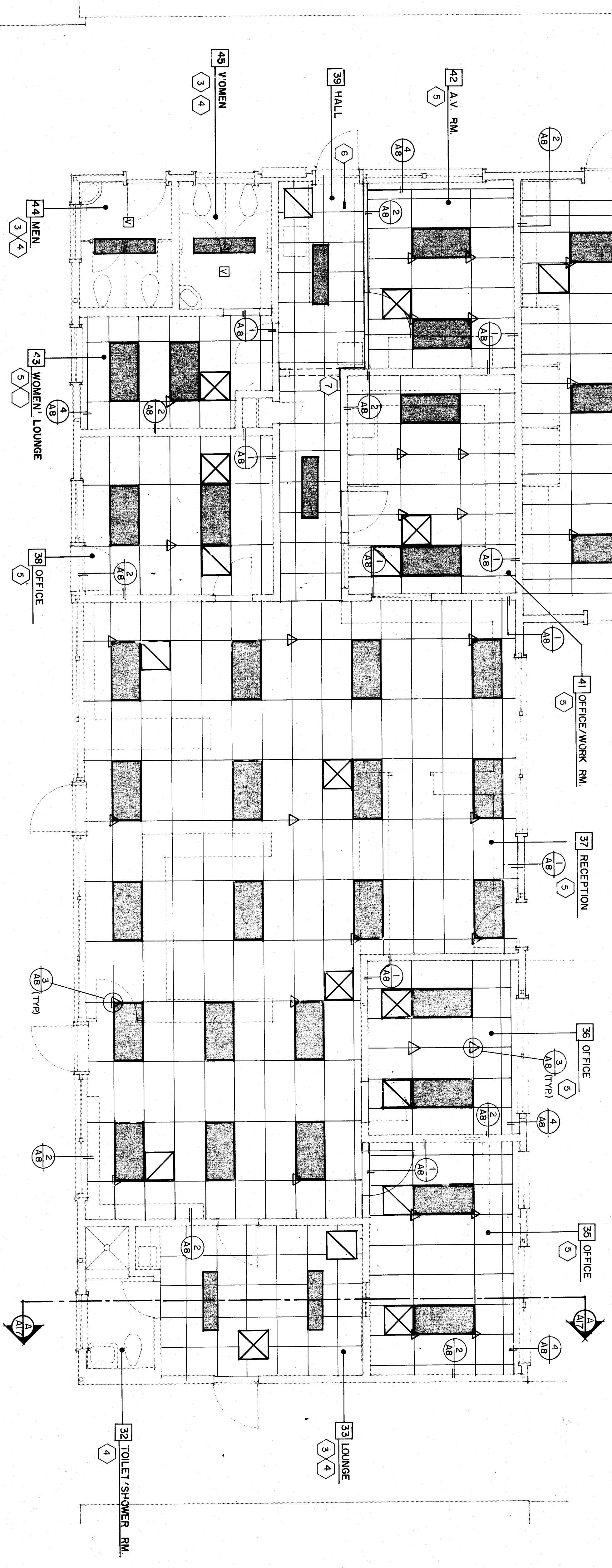
MARK	DATE	REVISIONS
△		
△		
△		

JOB NO. 707  
 DRAWN: M.K.B.  
 CHECKED: M.K.B.  
 DATE: 6/1/80  
 OF 19 SHEETS



Unit D

- REFLECTED CEILING NOTES
- (N) exhaust fan.
  - (N) surface mounted lights.
  - Replace (E) lights with drawings of electrical.
  - Patch ceiling as required.
  - (N) Exhaust fan suspended lights and R-19.
  - Remove (E) acoustic tile w/acoustical tile.
  - Remove (E) acoustic tile surface fixtures, tile w (N) surface mounted fixtures.
  - REMOVE (E) ACOUSTICAL TILE BEFORE INSTALLING (N) T-BAR.

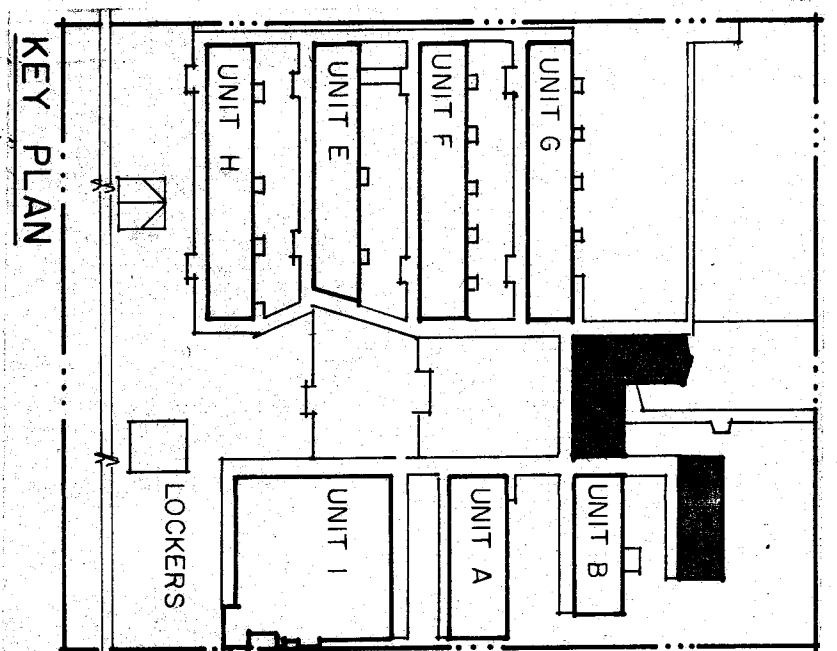


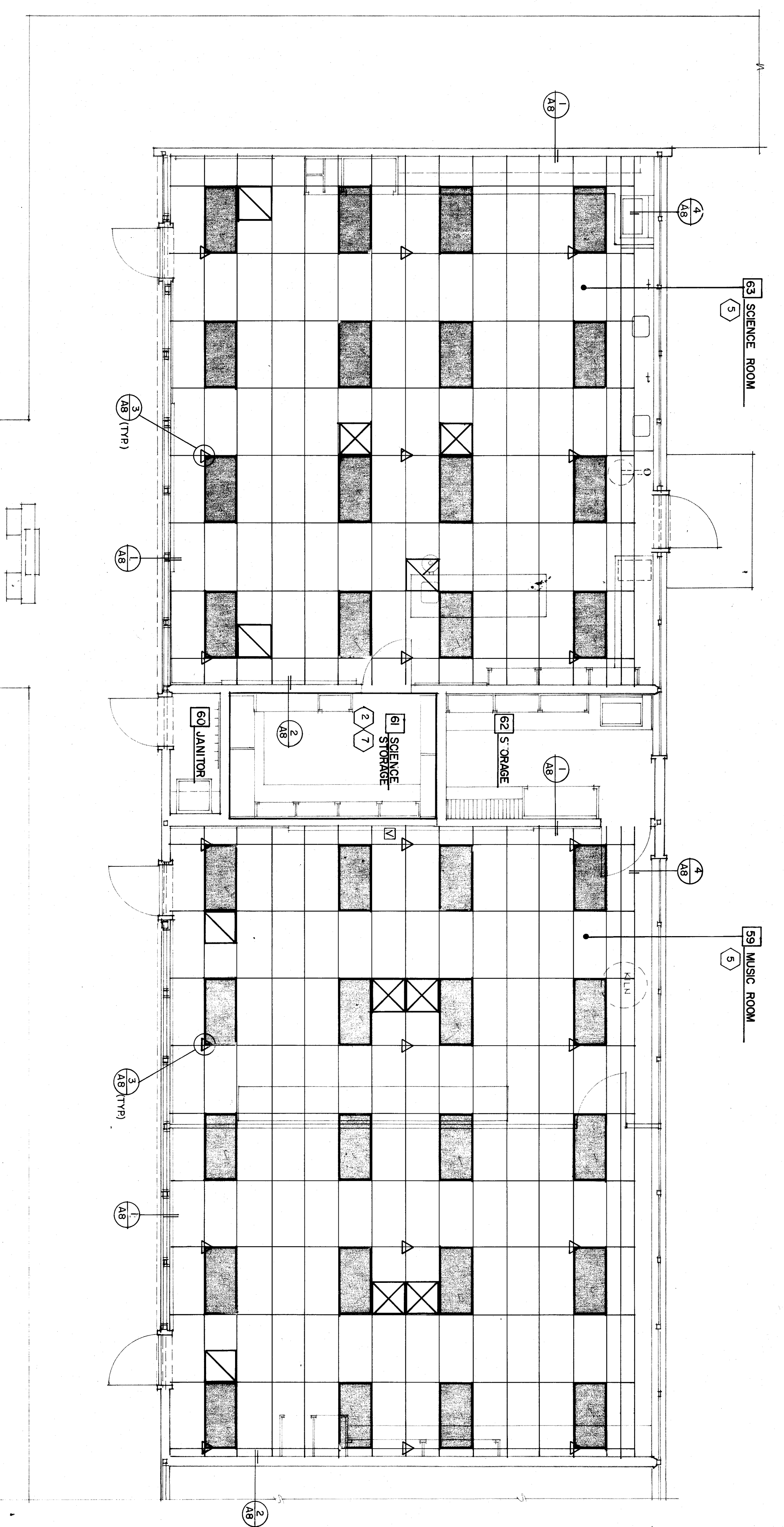
Unit C

REFLECTED CEILING PLANS

**LEGEND**

- (N) 2x4 FLUORESCENT LT. FIXTURES (see elect.)
- (N) 2x4 ACOUSTIC TILE-T-BAR CEILING (see elect.)
- (N) SPLAY WIRES 4 DIRECTIONS (see detail 9/A8)
- (N) SUPPLY AIR REGISTER (see mech.)
- (N) RETURN AIR REGISTER (see mech.)
- (N) EXHAUST FAN (see mech.)
- (N) VISUAL FIRE ALARM (see elect.)
- (N) 1 x 4 FLUORESCENT SURFACE MT. FIXTURE (see elect.)

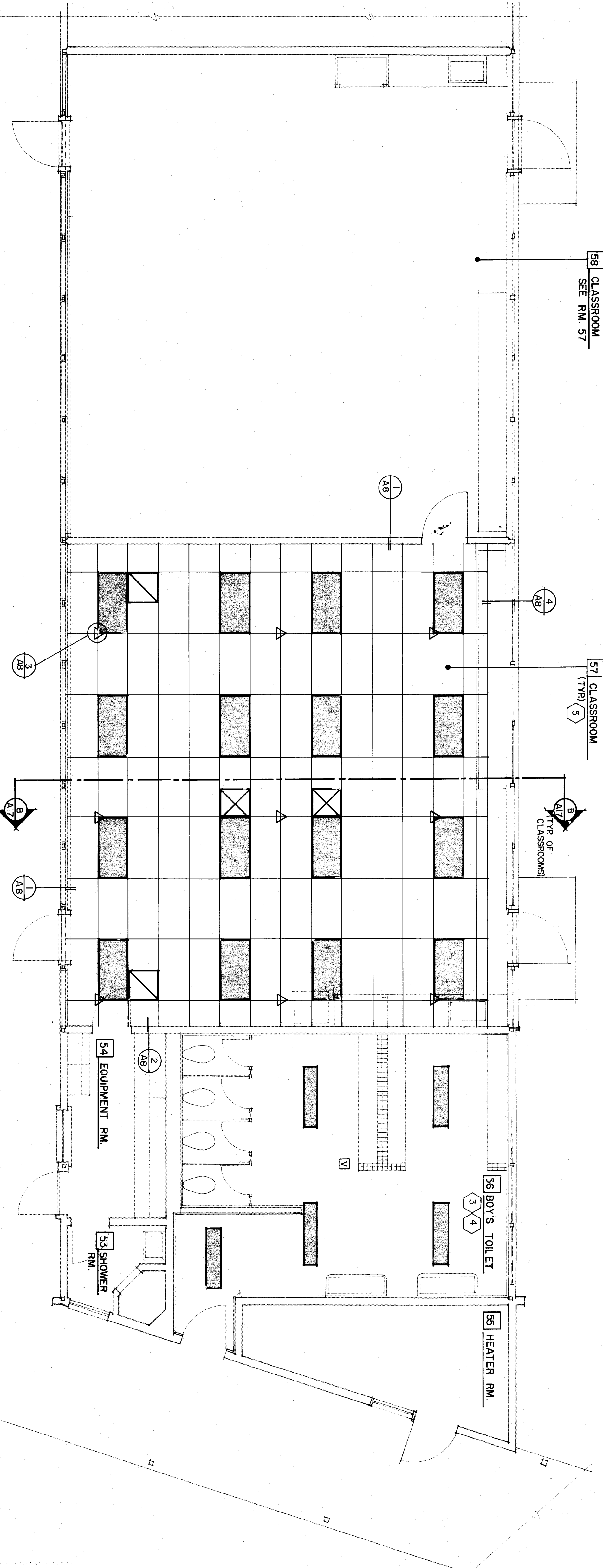
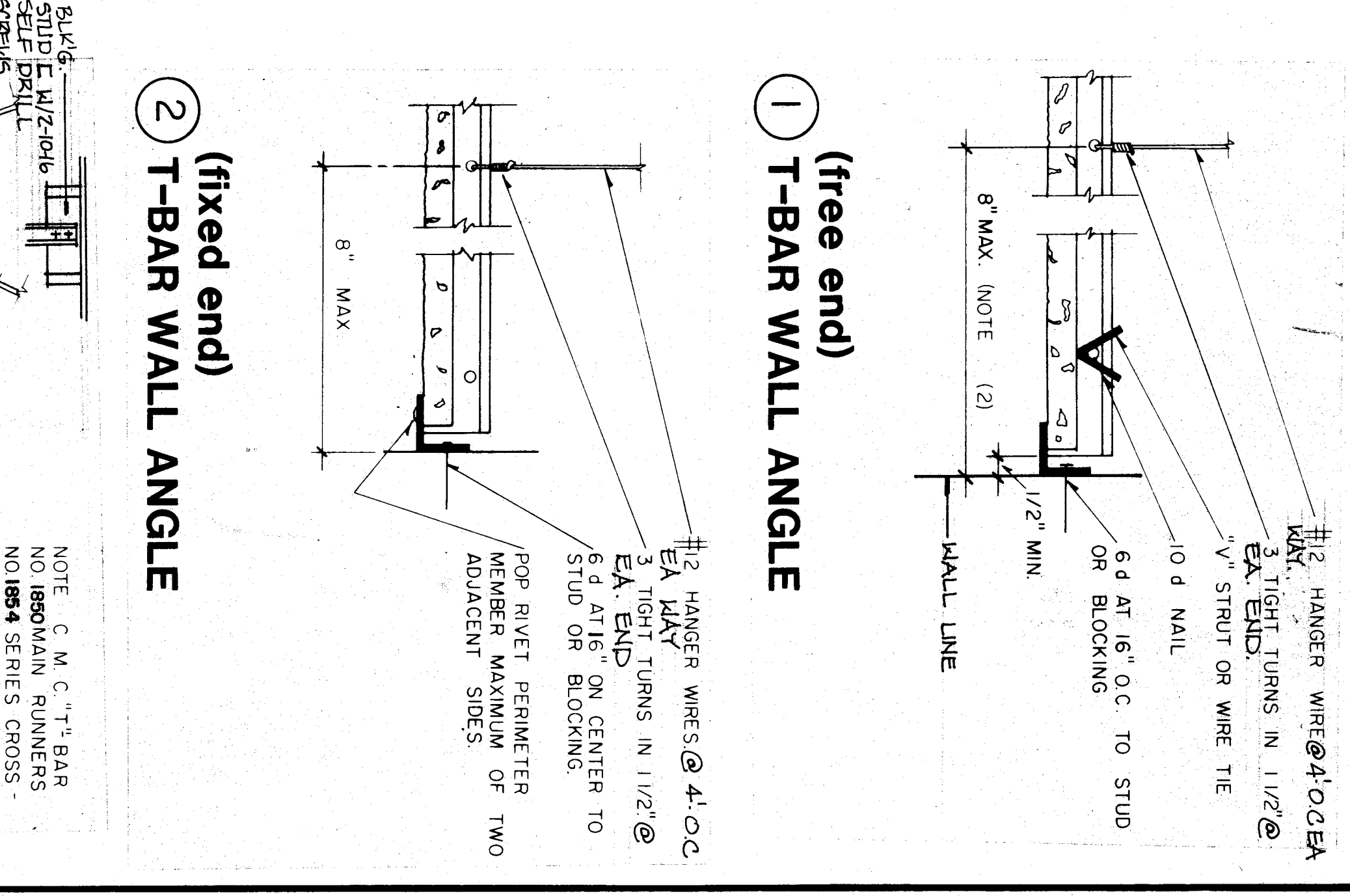




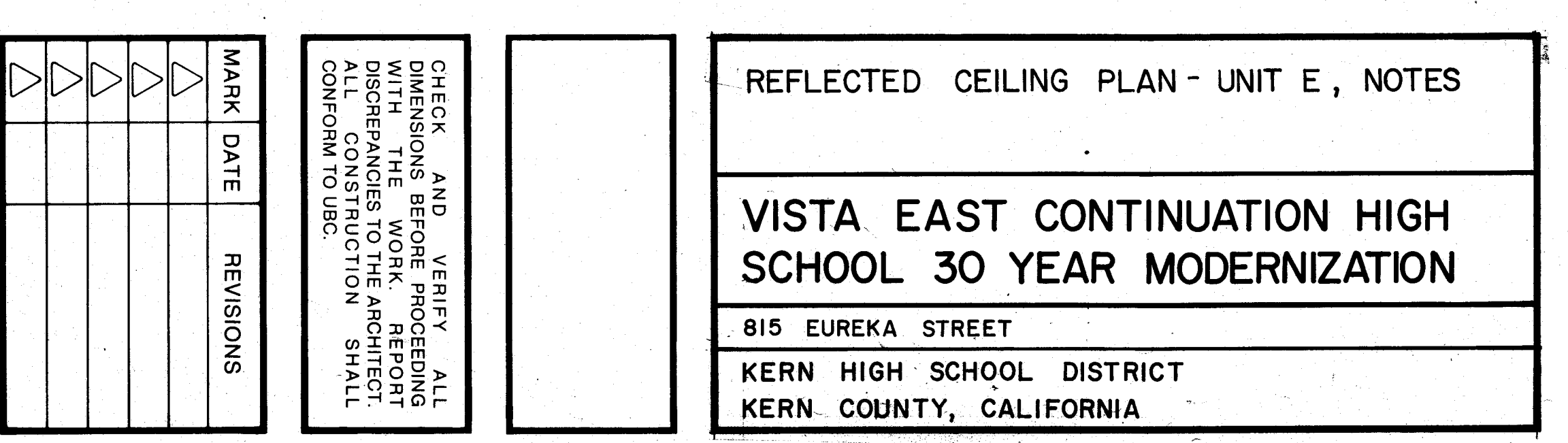
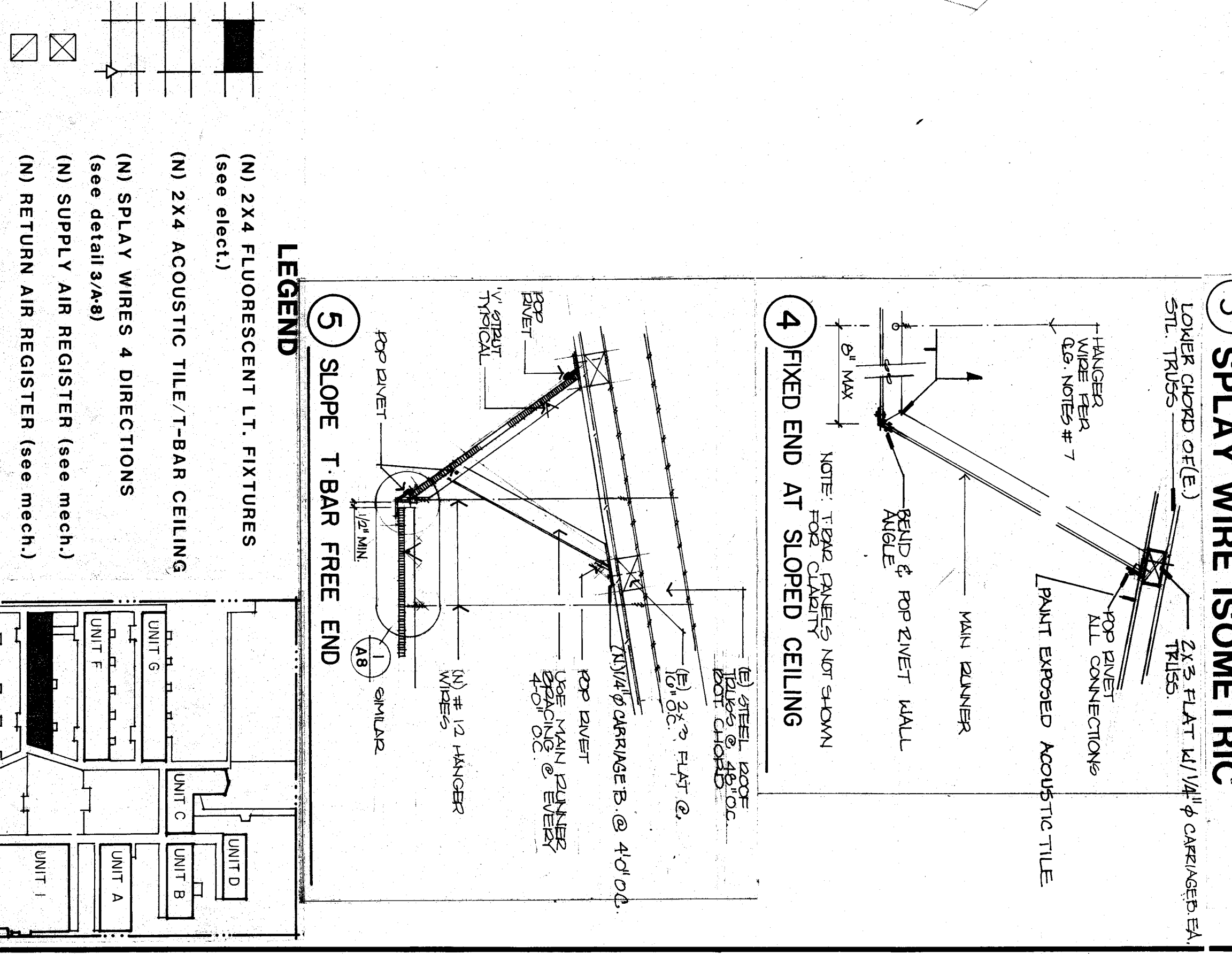
**Unit E**

NOTE: ALL ACOUSTIC, MINERAL TILE AND LATH-IN PANELS SHALL HAVE CLASS A FLAME SPREAD PER FED. DEVELOPED OR 013.

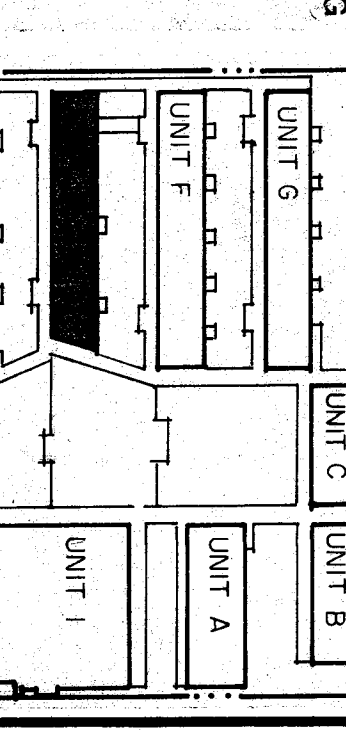
- REFLECTED CEILING NOTES**
- (1) (N) exhaust fan.
  - (1) (N) surface mounted.
  - (N) as per electrical.
  - Recessing as required.
  - (N) T-bar suspended insulation.
  - (N) 8200000 ceiling.
  - Remove (E) dustless tile, add (N) 5/8" TYPE 'X' GYP. Bd. 7/8" thick, joint. Ceiling per table 45-C Item 13-114 Corridor to Uniform Building Code 9088



**Unit E continued**



- LEGEND**
- (N) 2x4 FLUORESCENT LT. FIXTURES (see elect.)
  - (N) 2x4 ACOUSTIC TILE/T-BAR CEILING (see detail 9/A/B)
  - (N) SPLAY WIRES 4 DIRECTIONS (see detail 9/A/B)
  - (N) SUPPLY AIR REGISTER (see mech.)
  - (N) RETURN AIR REGISTER (see mech.)
  - (N) EXHAUST FAN (see mech.)
  - (N) VISUAL FIRE ALARM (see elect.)
  - (N) 1 x 4 FLUORESCENT SURFACE MT. FIXTURE (see elect.)



**REFLECTED CEILING PLANS**

REFLECTED CEILING PLAN - UNIT E, NOTES

VISTA EAST CONTINUATION HIGH SCHOOL 30 YEAR MODERNIZATION

815 EUREKA STREET  
KERN HIGH SCHOOL DISTRICT  
KERN COUNTY, CALIFORNIA

MARK	DATE	REVISIONS

CHECK AND VERIFY ALL DIMENSIONS BEFORE PROCEEDING WITH THE WORK. REPORT DISCREPANCIES TO THE ARCHITECT IMMEDIATELY. SHALL CONFORM TO UBC.

JOB NO. 707  
DRAWN: M.K.B.  
CHECKED: M.K.B.  
DATE: 6-14-90

EXE- ROBERT F. STUHR AIA C-1610  
WILLIAM J. MELBY AIA C-16835  
DANNY E. ORDIZ AIA C-14728

3121 CALIFORNIA AVE.  
BAKERSFIELD, CA  
(805) 327-1632

ROBERT F. STUHR ARCHITECT INC.

TITLE 24 & 1988 U.B.C.

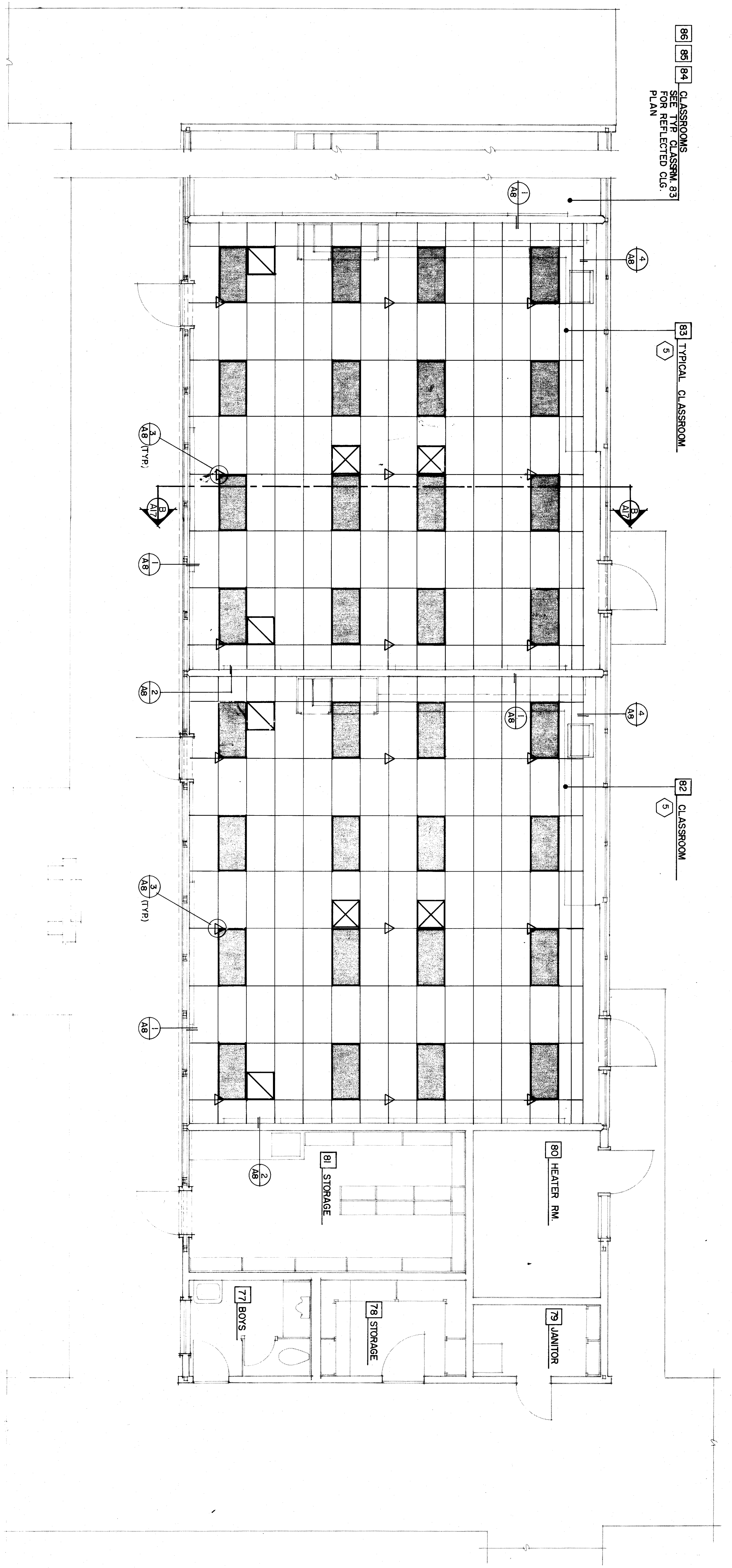
DATE 6/14/90

OF 19 SHEETS

85 84 CLASSROOMS  
SEE TYP. CLASSRM. 83  
FOR REFLECTED CLG.  
PLAN

83 TYPICAL CLASSROOM

82 CLASSROOM



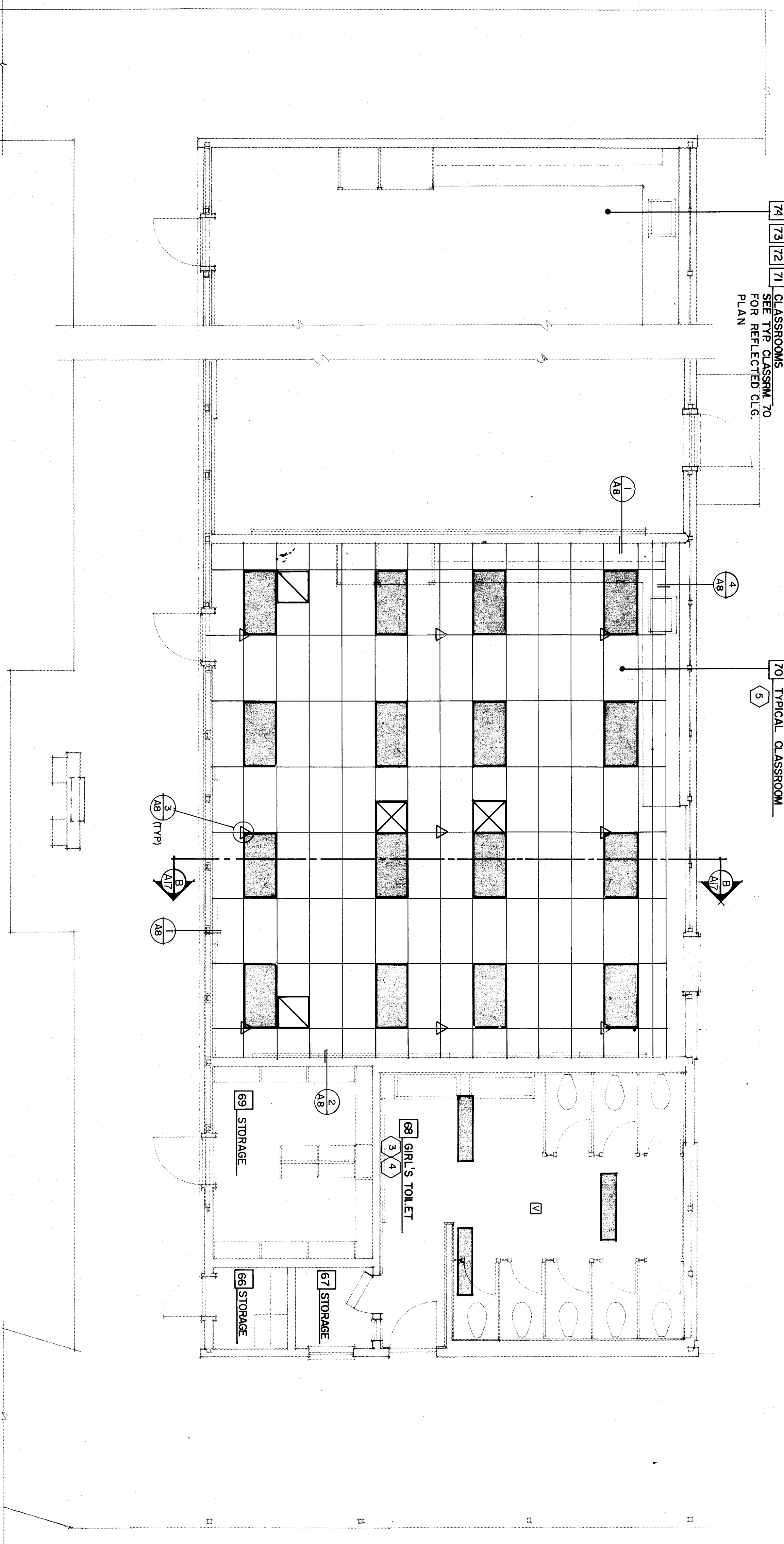
REFLECTED CEILING NOTES

1. (N) exhaust fan.
2. lights.
3. (E) surface mounted lights.
4. (E) lights with drawings as electrical.
5. Patch ceiling as required.
6. (N) paint.
7. (N) suspended ceiling with fluorescent lights and R-19.
8. (N) suspended ceiling with fluorescent lights and R-19.
9. (N) suspended ceiling with fluorescent lights and R-19.
10. (N) suspended ceiling with fluorescent lights and R-19.

Unit G

74 73 72 71 CLASSROOMS  
SEE TYP. CLASSRM. TO  
P.L.A. REFLECTED CLG.  
PLAN

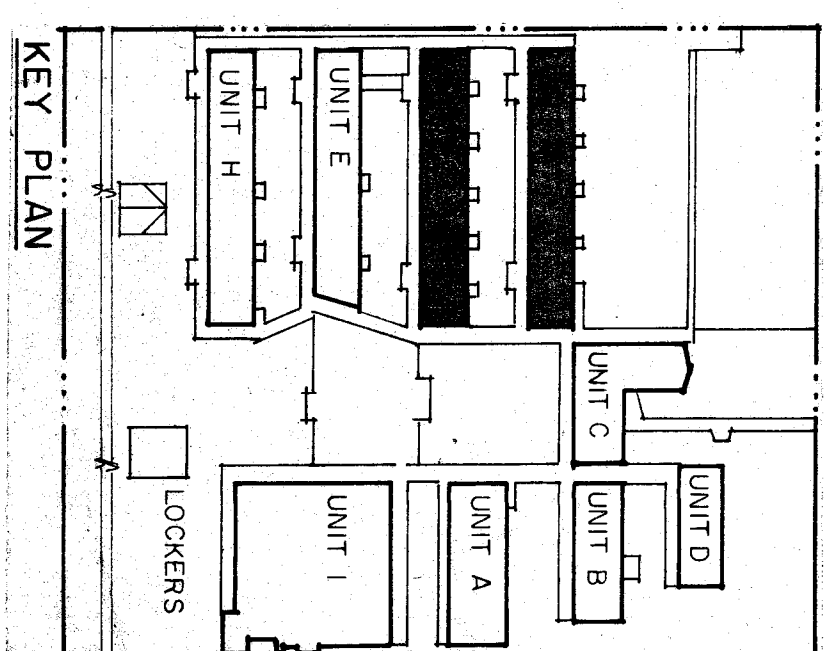
70 TYPICAL CLASSROOM



Unit F  
REFLECTED CEILING PLANS

LEGEND

- (N) 2x4 FLUORESCENT LT. FIXTURES (see elect.)
- (N) 2x4 ACOUSTIC TILE/T-BAR CEILING (see elect.)
- (N) SPLAY WIRES 4 DIRECTIONS (see detail 3/48)
- (N) SUPPLY AIR REGISTER (see mech.)
- (N) RETURN AIR REGISTER (see mech.)
- (N) EXHAUST FAN (see mech.)
- (N) VISUAL FIRE ALARM (see elect.)
- (N) 1 x 4 FLUORESCENT SURFACE MT. FIXTURE (see elect.)



ROBERT F. STUHR  
ARCHITECT INC.

3121 CALIFORNIA AVE.  
BAKERSFIELD, CA.  
(805) 327-1632

EX'G-  
ROBERT F. STUHR AIA C-1610  
WILLIAM J. MELBY AIA C-18835  
DANNY E. ORDIZ AIA C-14728

TITLE 24-11986 U.P.C.

AS-2 WFL-14

3378813  
Kern County, California


REFLECTED CEILING PLANS-UNITS F & G,  
NOTES  
VISTA EAST CONTINUATION HIGH  
SCHOOL 30 YEAR MODERNIZATION  
815 EUREKA STREET  
KERN HIGH SCHOOL DISTRICT  
KERN COUNTY, CALIFORNIA

CHECK AND VERIFY ALL  
DIMENSIONS BEFORE PROCEEDING  
WITH THE WORK. REPORT  
ALL DISCREPANCIES TO THE  
ARCHITECT IMMEDIATELY.  
CONSTRUCTION SHALL  
CONFORM TO UBC.

MARK	DATE	REVISIONS
▲		
▲		
▲		
▲		

JOB NO.  
707  
DRAWN  
M.K.B.  
CHECKED  
DATE 07/14/90  
OF 19 SHEETS






**ROBERT F. STUHR  
ARCHITECT INC.**

3121 CALIFORNIA AVE.  
SAN DIEGO, CA 92108  
(619) 527-1652

3121 CALIFORNIA AVE.  
SAN DIEGO, CA 92108  
(619) 527-1652

TITLE 24 & 1988 U.B.C.

ROBERT F. STUHR, AIA C-1610  
WILLIAM J. MELBY, AIA C-16895  
DANNY E. ORDOZ AIA C-14728



3121 CALIFORNIA AVE.  
SAN DIEGO, CA 92108  
(619) 527-1652

Peter Koon Engineering  
Professional Engineer  
License No. 66111  
State of California  
(619) 721-7800  
(619) 721-7800

**UNIT A & UNIT B  
LIGHTING PLAN**

**VISTA EAST CONTINUATION HIGH  
SCHOOL 30 YEAR MODERNIZATION**

815 EUREKA STREET  
KERN HIGH SCHOOL DISTRICT  
KERN COUNTY, CALIFORNIA

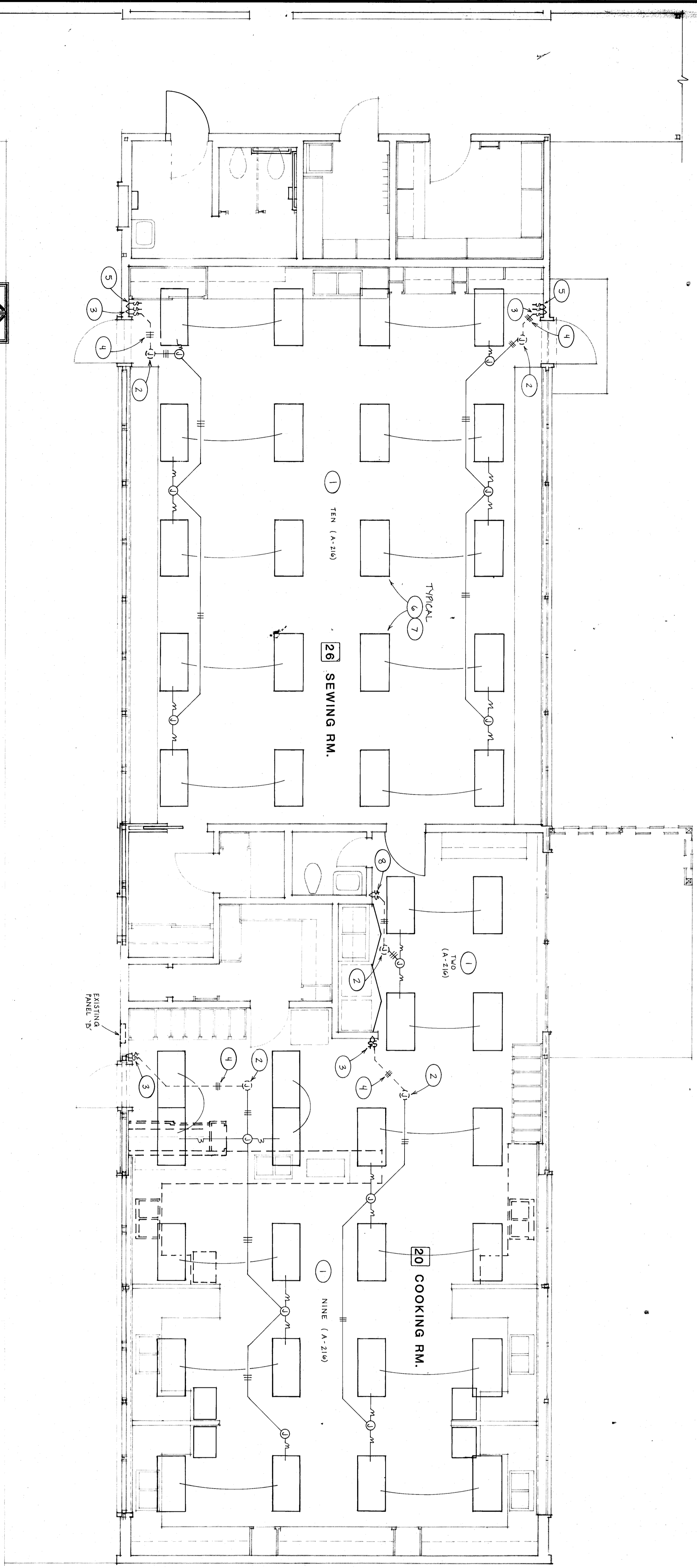
CHECK AND VERIFY ALL  
DIMENSIONS BEFORE PROCEEDING  
WITH CONSTRUCTION TO THE ARCHITECT.  
ALL CONSTRUCTION SHALL  
CONFORM TO UBC.

MARK	DATE	REVISIONS
△		
△		
△		
△		

JOB NO: 707  
DRAWN: E  
CHECKED:  
DATE: 6-14-90

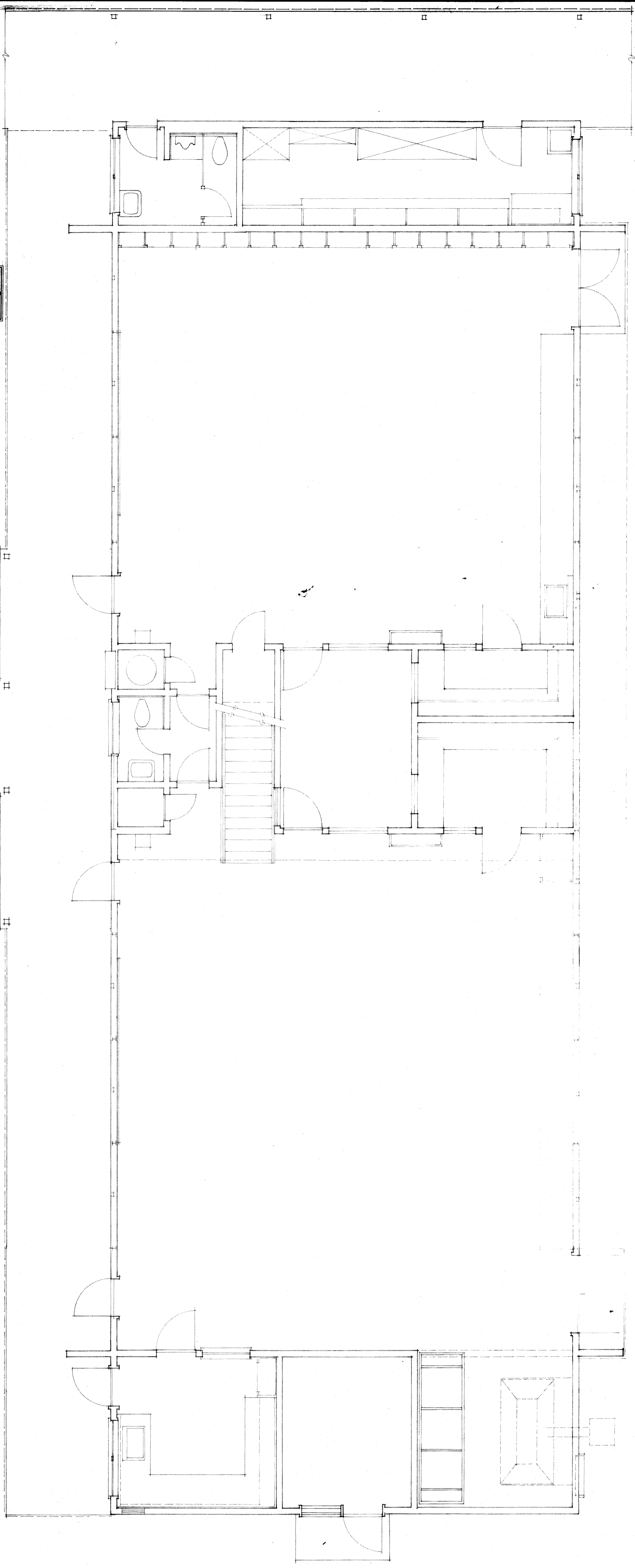
**2**  
OF 9 SHEETS

- UNITS A, B, LIGHTING PLAN NOTES:**
1. REPLACE EXISTING LIGHTING FIXTURES WITH NEW, TYPE AS INDICATED. CONTRACTOR SHALL PROVIDE ALL DEMO ELECTRICAL WORK AS REQUIRED.
  2. EXISTING HOSEBOX TO BE REUSED. EXISTING CIRCUIT NUMBERS INDICATED IN NEW AS INDICATED BY THE NUMBER OF WASH LINES. CONNECT NEW LIGHTS TO CIRCUITS AS INDICATED IN POWER SYMBOL.
  3. RECONNECT EXISTING SWITCHES.
  4. REPLACE WIRING IN EXISTING CONDUIT WITH NEW AS INDICATED AS CONNECT NEW LIGHTS TO EXISTING SWITCHES.
  5. REMOVE EXISTING SWITCHES AND WIRING.
  6. REMOVE EXISTING SWITCHES AND WIRING. TYPICAL.
  7. TYPICAL OF ALL 3-LAMP AND 4-LAMP FIXTURES; CONNECT ALL LAMP 1-LAMP SWITCHES ON ONE SWITCH. CONNECT ALL OTHER 2-LAMP OR THE OTHER REPLACE EXISTING SWITCH WITH TWO SINGLE POLE SWITCHES. PROVIDE NEW TWO GANG RING AND PLATE.
  - 8.



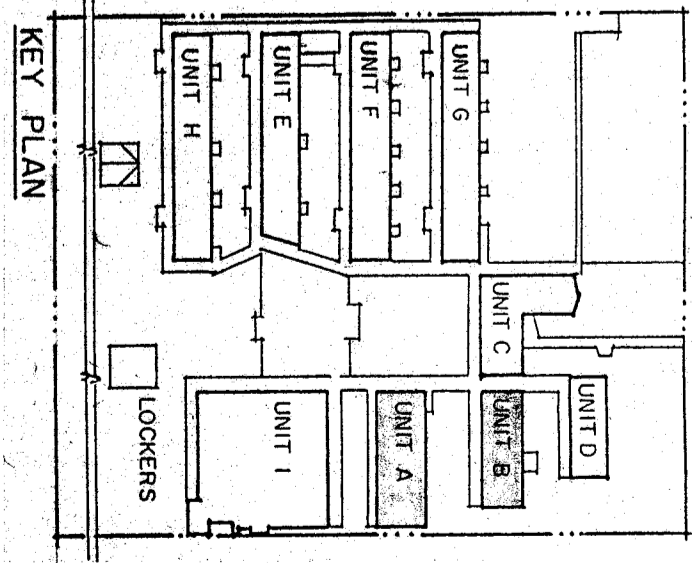
**UNIT B LIGHTING PLAN**

1/4" = 1'-0"

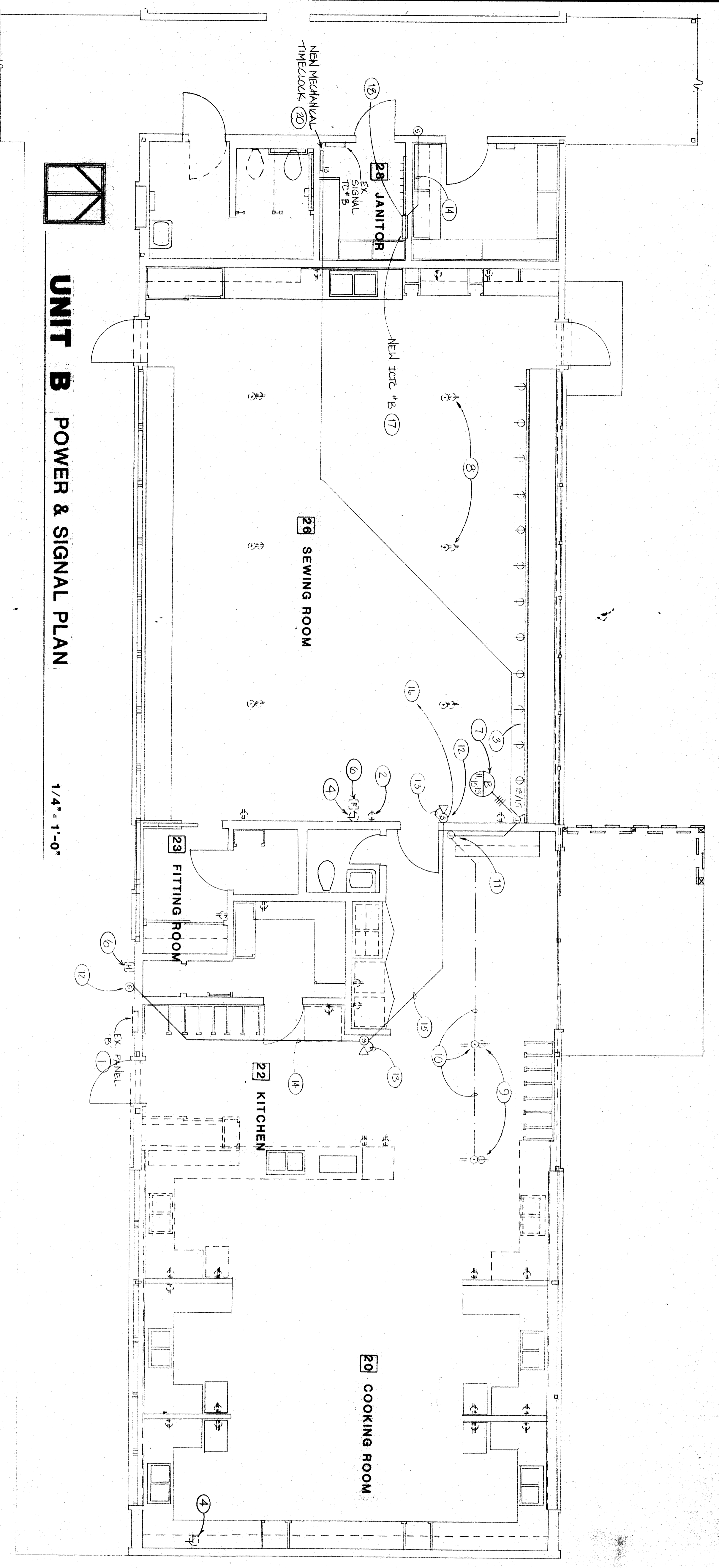


**UNIT A LIGHTING PLAN**

1/4" = 1'-0"



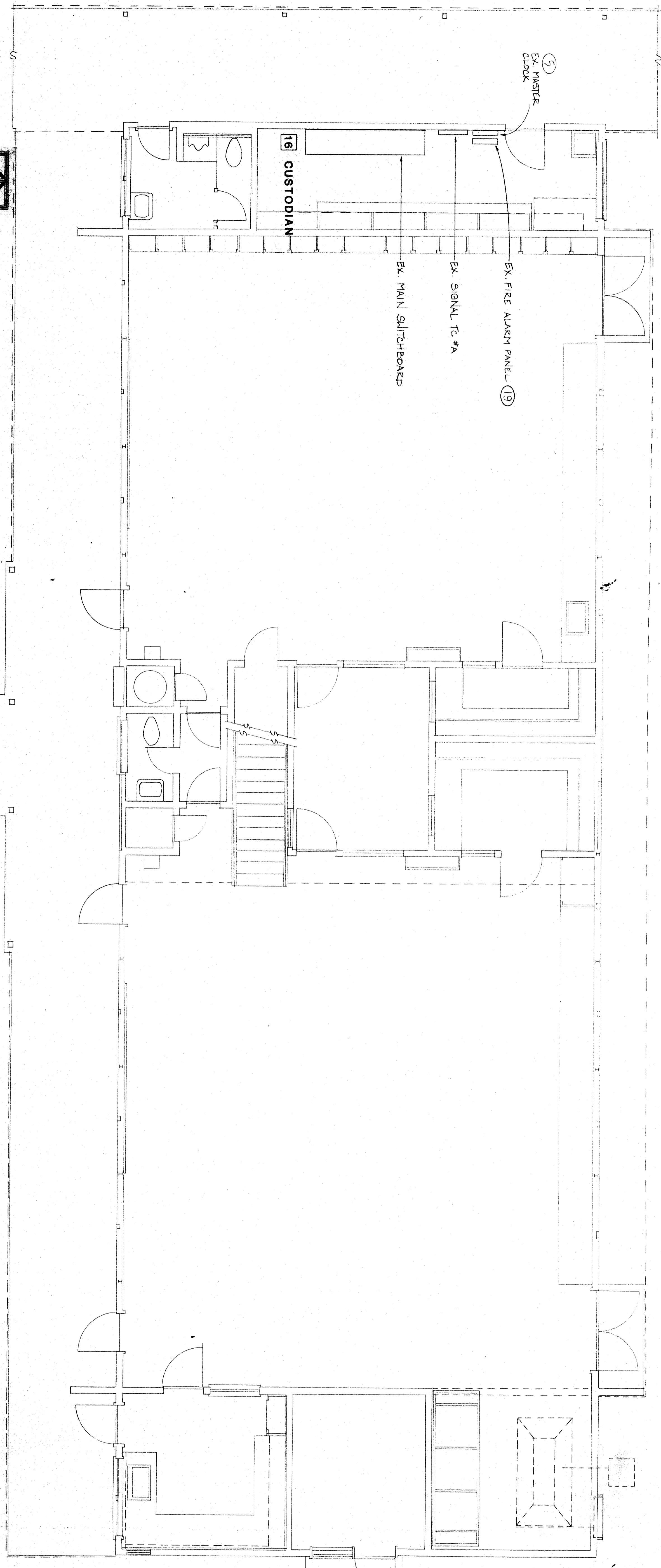
KEY PLAN



**UNIT B POWER & SIGNAL PLAN**


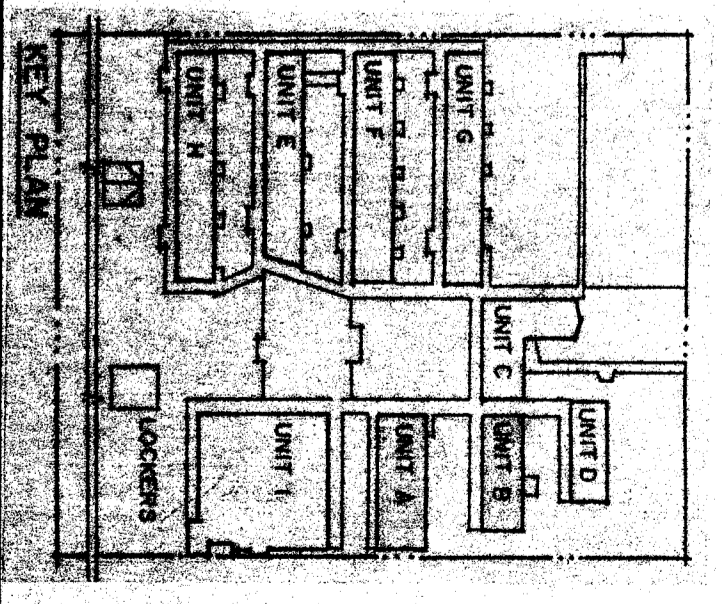
1/4" = 1'-0"

- 1. REPAIR EXISTING PANEL, 120/200 VA, 48, 250, 42-CIRCUIT WITH 250 MAZE BREAKER. PROVIDE NEW MAIN CONDUIT, 1/2" I.D. 20' L.P. AND 1/2" 3/4" I.D. EXISTING CONDUIT. PROVIDE NEW 250 MAZE BREAKER. PROVIDE NEW 250 MAZE BREAKER. PROVIDE NEW 250 MAZE BREAKER.
- 2. PROVIDE NEW 250 MAZE BREAKER. PROVIDE NEW 250 MAZE BREAKER. PROVIDE NEW 250 MAZE BREAKER.
- 3. REMOVE EXISTING WIRING FROM EXISTING PANEL. REMOVE EXISTING WIRING FROM EXISTING PANEL. REMOVE EXISTING WIRING FROM EXISTING PANEL.
- 4. EXISTING FIRE ALARM PANEL, 120/200 VA, 48, 250, 42-CIRCUIT WITH 250 MAZE BREAKER. PROVIDE NEW MAIN CONDUIT, 1/2" I.D. 20' L.P. AND 1/2" 3/4" I.D. EXISTING CONDUIT. PROVIDE NEW 250 MAZE BREAKER. PROVIDE NEW 250 MAZE BREAKER.
- 5. PROVIDE NEW 250 MAZE BREAKER. PROVIDE NEW 250 MAZE BREAKER. PROVIDE NEW 250 MAZE BREAKER.
- 6. PROVIDE NEW 250 MAZE BREAKER. PROVIDE NEW 250 MAZE BREAKER. PROVIDE NEW 250 MAZE BREAKER.
- 7. PROVIDE NEW 250 MAZE BREAKER. PROVIDE NEW 250 MAZE BREAKER. PROVIDE NEW 250 MAZE BREAKER.
- 8. PROVIDE NEW 250 MAZE BREAKER. PROVIDE NEW 250 MAZE BREAKER. PROVIDE NEW 250 MAZE BREAKER.
- 9. PROVIDE NEW 250 MAZE BREAKER. PROVIDE NEW 250 MAZE BREAKER. PROVIDE NEW 250 MAZE BREAKER.
- 10. PROVIDE NEW 250 MAZE BREAKER. PROVIDE NEW 250 MAZE BREAKER. PROVIDE NEW 250 MAZE BREAKER.
- 11. PROVIDE NEW 250 MAZE BREAKER. PROVIDE NEW 250 MAZE BREAKER. PROVIDE NEW 250 MAZE BREAKER.
- 12. PROVIDE NEW 250 MAZE BREAKER. PROVIDE NEW 250 MAZE BREAKER. PROVIDE NEW 250 MAZE BREAKER.
- 13. PROVIDE NEW 250 MAZE BREAKER. PROVIDE NEW 250 MAZE BREAKER. PROVIDE NEW 250 MAZE BREAKER.
- 14. PROVIDE NEW 250 MAZE BREAKER. PROVIDE NEW 250 MAZE BREAKER. PROVIDE NEW 250 MAZE BREAKER.
- 15. PROVIDE NEW 250 MAZE BREAKER. PROVIDE NEW 250 MAZE BREAKER. PROVIDE NEW 250 MAZE BREAKER.
- 16. PROVIDE NEW 250 MAZE BREAKER. PROVIDE NEW 250 MAZE BREAKER. PROVIDE NEW 250 MAZE BREAKER.
- 17. PROVIDE NEW 250 MAZE BREAKER. PROVIDE NEW 250 MAZE BREAKER. PROVIDE NEW 250 MAZE BREAKER.
- 18. PROVIDE NEW 250 MAZE BREAKER. PROVIDE NEW 250 MAZE BREAKER. PROVIDE NEW 250 MAZE BREAKER.
- 19. EXISTING FIRE ALARM PANEL, 120/200 VA, 48, 250, 42-CIRCUIT WITH 250 MAZE BREAKER. PROVIDE NEW MAIN CONDUIT, 1/2" I.D. 20' L.P. AND 1/2" 3/4" I.D. EXISTING CONDUIT. PROVIDE NEW 250 MAZE BREAKER. PROVIDE NEW 250 MAZE BREAKER.
- 20. PROVIDE NEW 250 MAZE BREAKER. PROVIDE NEW 250 MAZE BREAKER. PROVIDE NEW 250 MAZE BREAKER.



**UNIT A POWER & SIGNAL PLAN**

1/4" = 1'-0"



**ROBERT F. STUHR ARCHITECT INC.**  
3121 CALIFORNIA AVE.  
BAKERSFIELD, CA 93304  
(805) 327-1832

*Robert F. Stuhr*  
R.F. STUHR  
ROBERT F. STUHR, P.E.  
WILLIAM J. MELBY, P.E.  
DANNY E. ORDIZ, AIA

TITLE 24 & 498, IBC  
IDENTIFIED FROM DRAWING  
DATE: 1/15/2010  
DRAWN BY: J.S. 2/17/10  
CHECKED BY: J.S. 2/17/10

33318 11/10  
1/15/2010

33318 11/10  
1/15/2010

33318 11/10  
1/15/2010

**UNIT A & UNIT B POWER & SIGNAL PLAN**  
VISTA EAST CONTINUATION HIGH SCHOOL 30 YEAR MODERNIZATION  
815 EUREKA STREET  
KERN HIGH SCHOOL DISTRICT  
KERN COUNTY, CALIFORNIA

CHECK AND VERIFY ALL WORK. REPORT DISCREPANCIES TO THE ARCHITECT. ALL CONSTRUCTION SHALL CONFORM TO IBC.

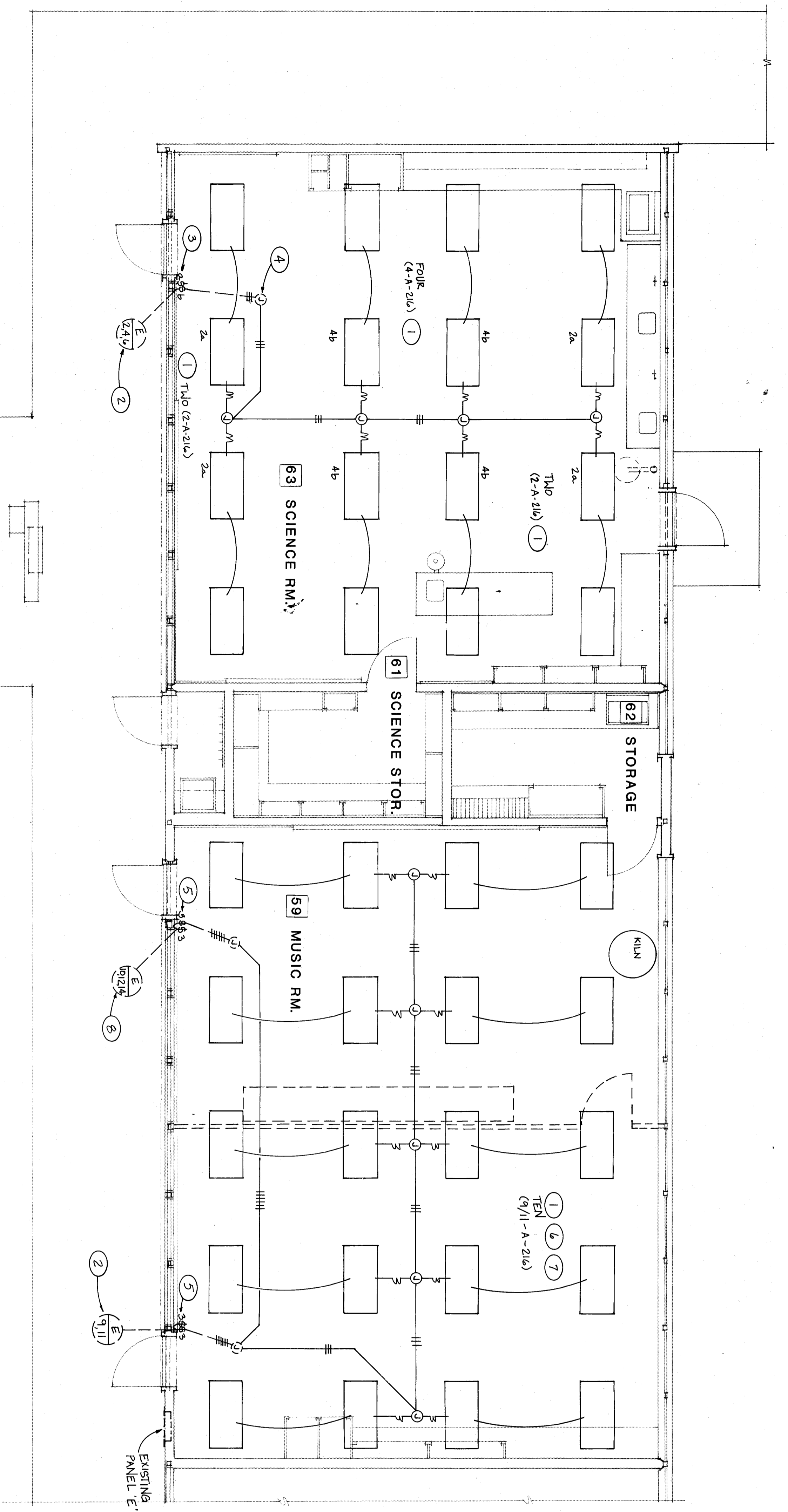
MARK	DATE	REVISIONS
△		
△		
△		
△		

JOB NO. 107  
DRAWN: J.S.  
CHECKED: J.S.  
DATE: 6-14-10  
OF 9 SHEETS

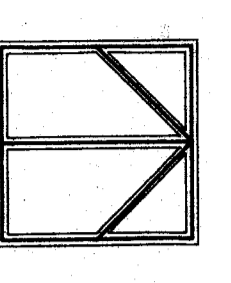
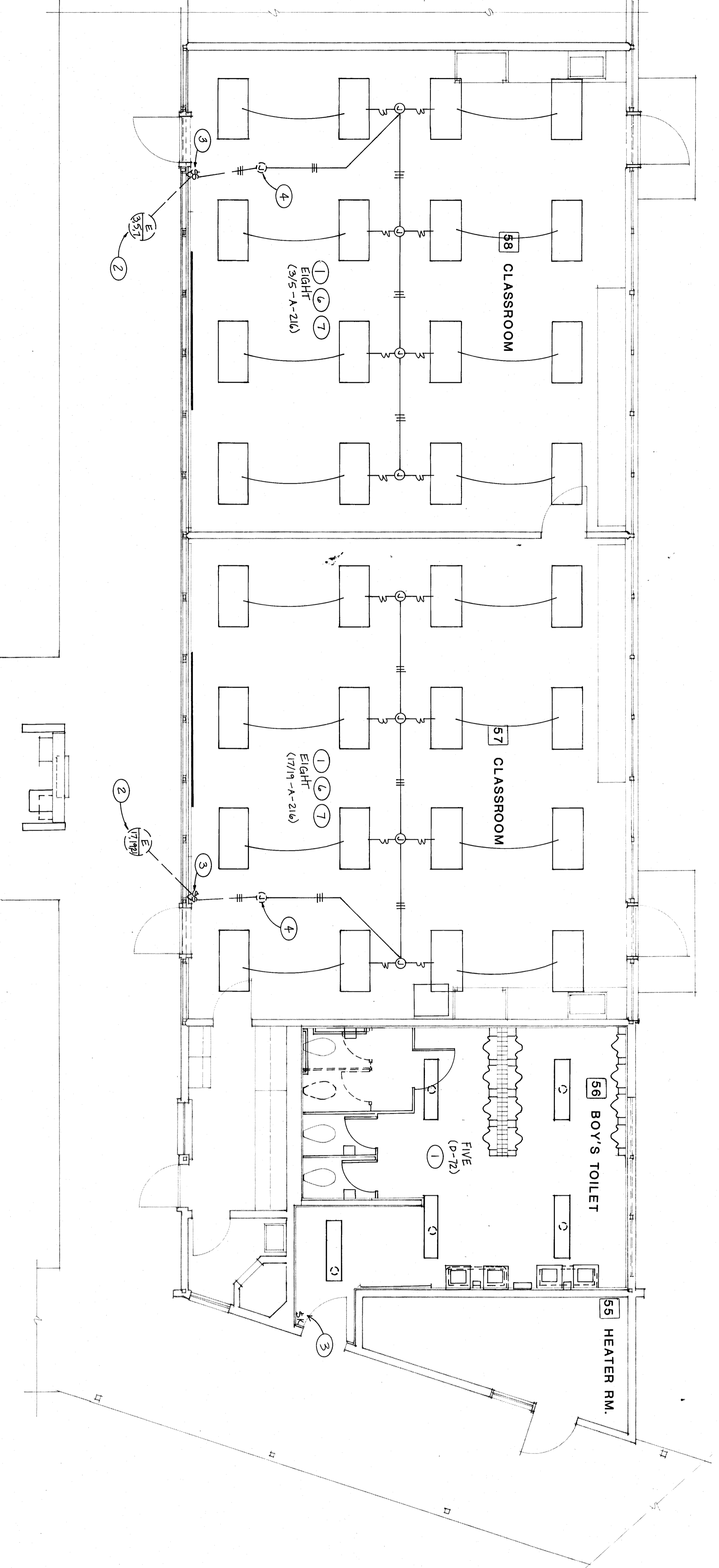






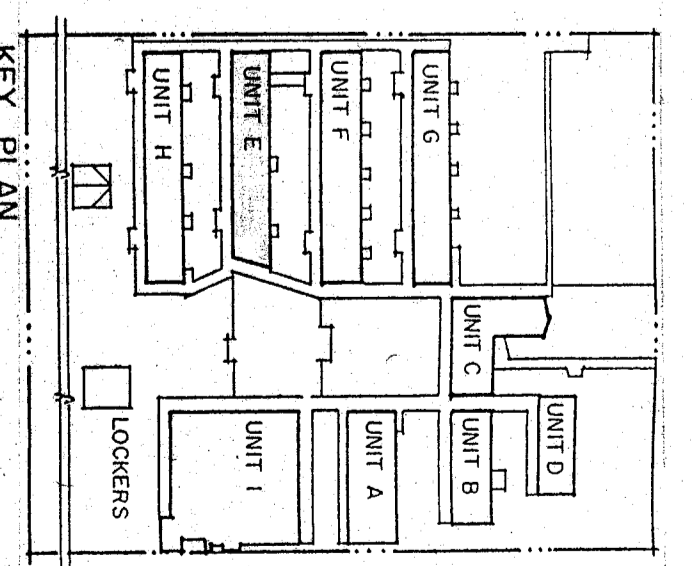


- UNIT E LIGHTING PLAN NOTES:**
1. REPLACE EXISTING LIGHTING FIXTURES WITH NEW TYPE AS INDICATED.
  2. EXISTING OUTLETS TO BE REMOVED AND RELOCATED TO NEW LOCATIONS AS INDICATED BY THE NUMBER OF EACH LINE; CONNECT NEW LIGHTS TO EXISTING OUTLETS.
  3. RECONNECT EXISTING SWITCHES.
  4. NEW WIRING IN EXISTING CONDUIT WITH NEW AS INDICATED AS CONNECT TO EXISTING LIGHTING FIXTURES. VERIFY LOCATION AT SITE.
  5. DENOTES TWO 3-LAMP FIXTURES TAPER-WHARED, TYPICAL.
  6. TYPICAL OF ALL 3-LAMP FIXTURES; CONNECT ALL INNER 2-LAMPS ON ONE SWITCH (ONE CIRCUIT); CONNECT ALL OUTER 2-LAMPS ON THE OTHER SWITCH (OTHER CIRCUIT).
  7. EXISTING WIRING TO BE ABANDONED; CONTRACTOR SHALL REMOVE ALL EXISTING WIRING AND PROVIDE NEW WIRING TO NEW LOCATIONS; PROVIDE NEW TWO GANG RING AND PLATE.



**UNIT E LIGHTING PLAN**

1/4" = 1'-0"



**UNIT E LIGHTING PLAN**

VISTA EAST CONTINUATION HIGH SCHOOL 30 YEAR MODERNIZATION

815 EUREKA STREET  
KERN HIGH SCHOOL DISTRICT  
KERN COUNTY, CALIFORNIA

Prepared by: *Robert F. Stuhr*  
Project Engineer  
Professional Engineer  
No. 10411  
(805) 921-9272

3/27/88 12:30

DATE: 3/27/88

WT/CA

TITLE: 24 & 186 UBC

EXP. ROBERT F. STUHR AIA C-186  
WILLIAM L. MELBY AIA C-186  
DANNY E. ORDIZ AIA C-147

**ROBERT F. STUHR ARCHITECT**  
3121 CALIFORNIA AVE  
BAKERSFIELD CA 93304  
(805) 327-1111

CHECK AND VERIFY ALL DIMENSIONS BEFORE PROCEEDING WITH THE WORK. REPORT DISCREPANCIES TO THE ARCHITECT CONFORM TO UBC.

MARK	DATE	REVISIONS
△		
△		
△		

JOB NO.	DATE
707	6/14/90

**E**

6 OF 9 SHEETS





**ROBERT F. STUHR ARCHITECT INC.**  
 3121 CALIFORNIA AVE.  
 BAKERSFIELD CA.  
 93304 (805) 327-1632

EXP.  
 ROBERT F. STUHR AIA C-1610  
 WILLIAM J. MELBY AIA C-16835  
 DANNY E. ORDIZ AIA C-14728

TITLE 244 1965 11P. C.

U.T.L./L.A.

Project: Vista East Continuation High School 30 Year Modernization  
 Location: Eureka Street, Kern County, CA 93304  
 Date: 04/24/90

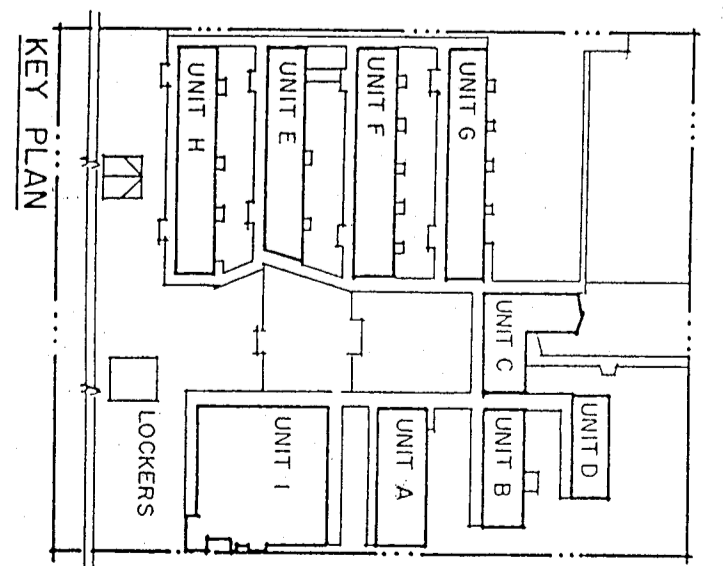
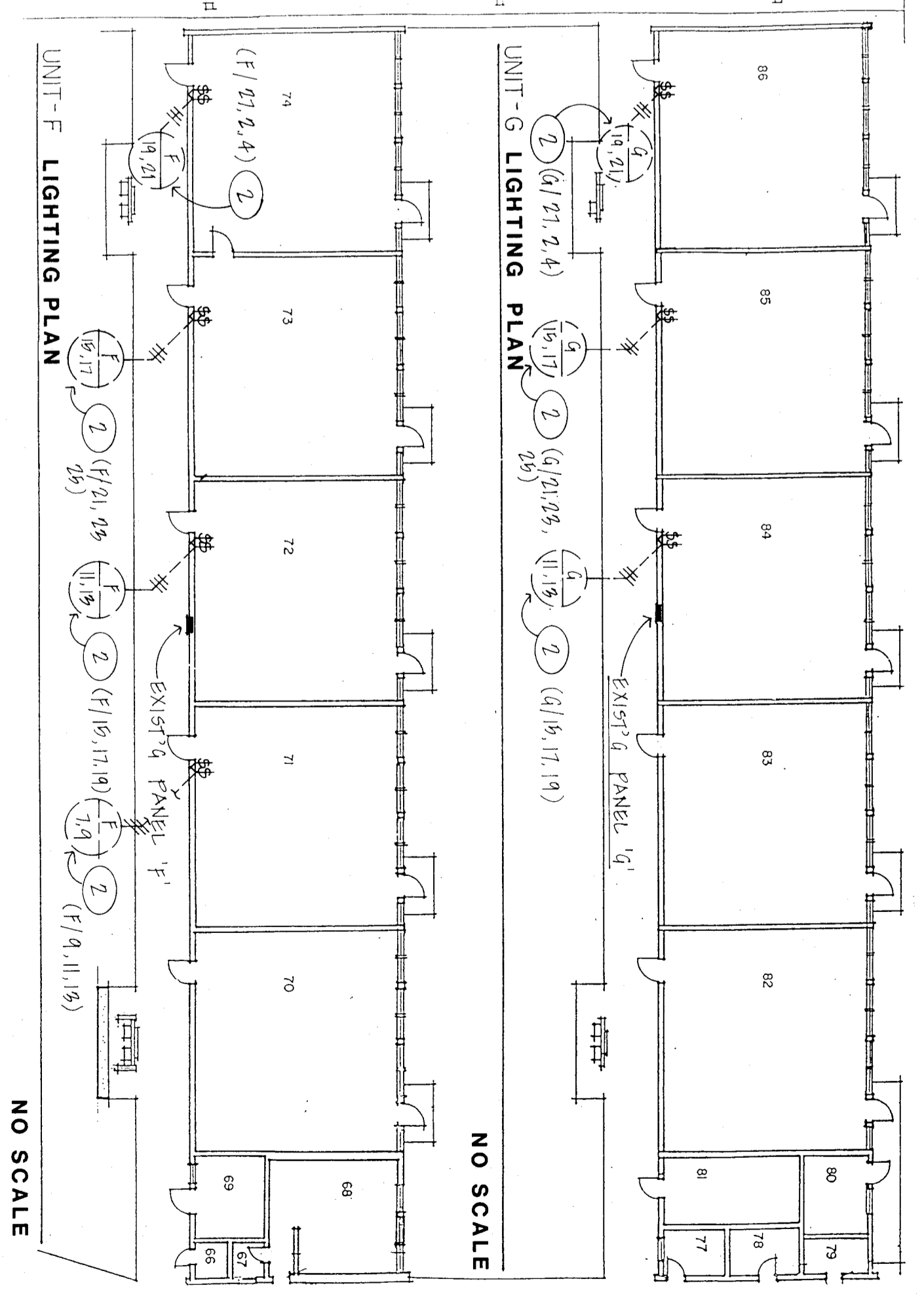
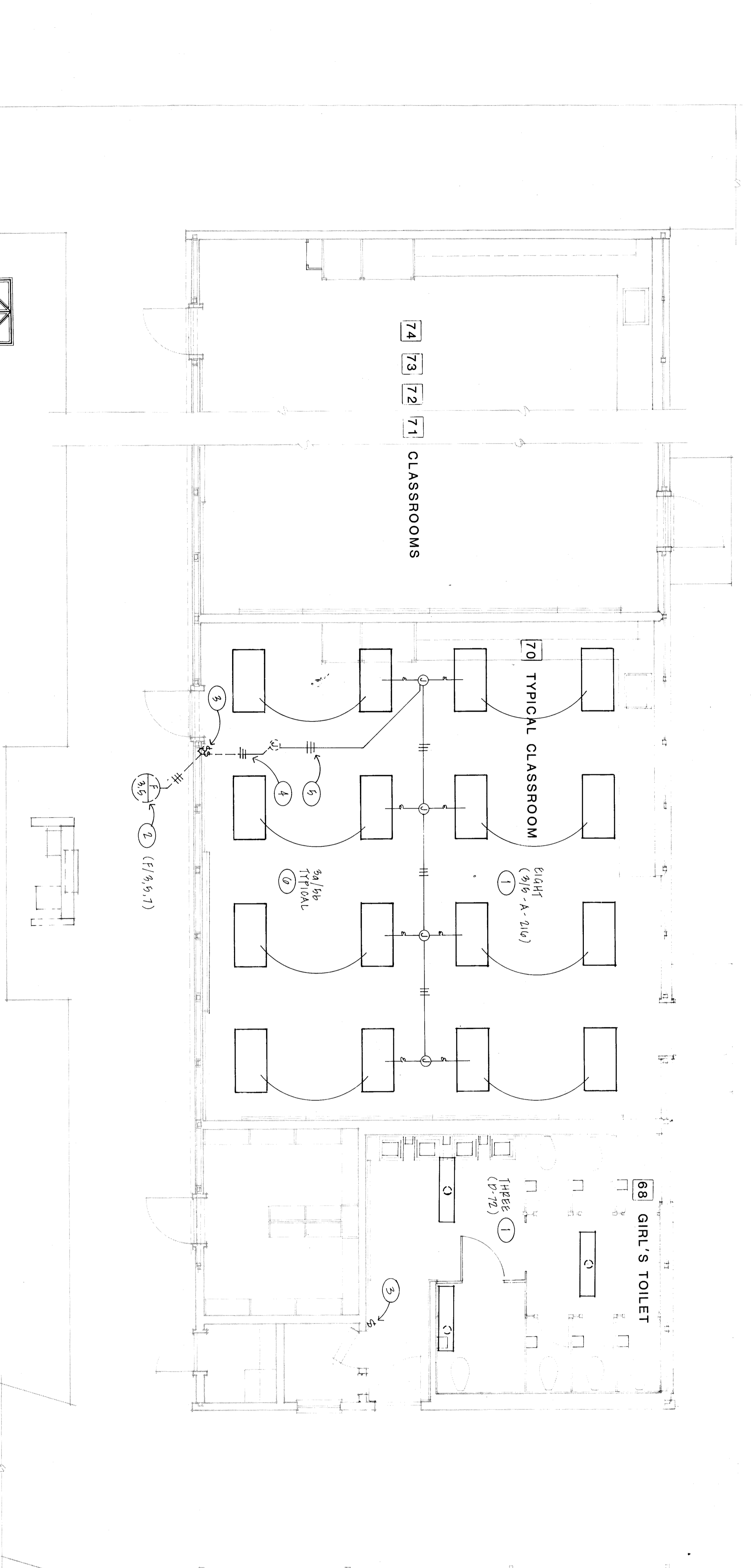
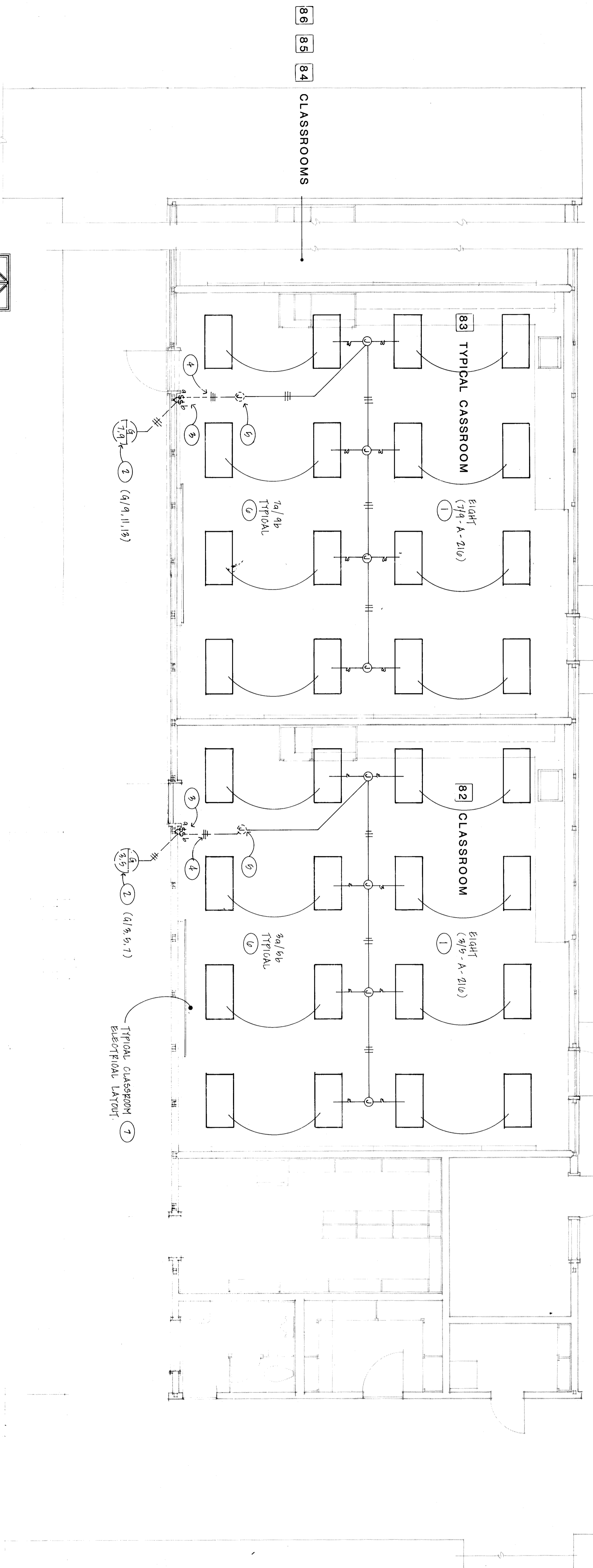
**UNIT F & UNIT G LIGHTING PLAN**  
 815 EUREKA STREET  
 KERN HIGH SCHOOL DISTRICT  
 KERN COUNTY, CALIFORNIA

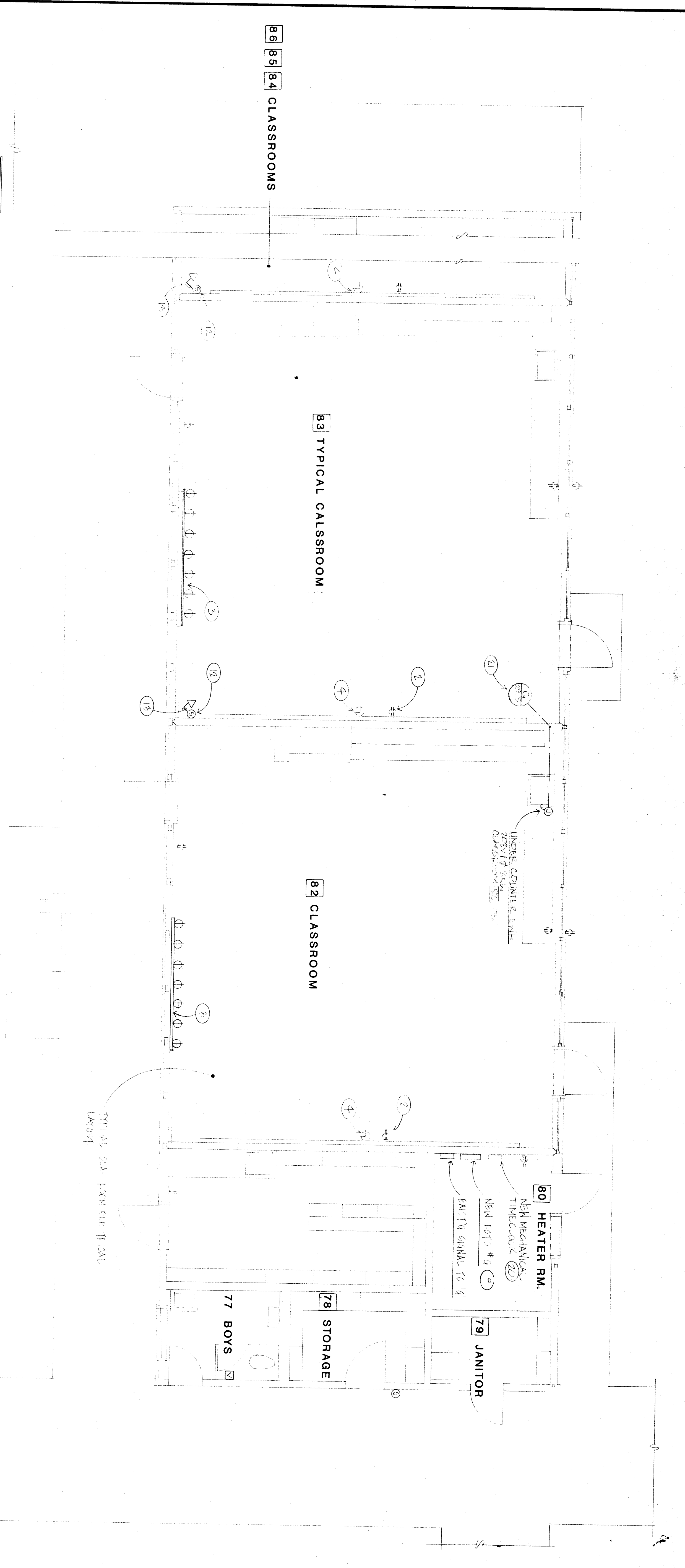
CHECK AND VERIFY ALL REVISIONS BEFORE PROCEEDING WITH THE WORK. REPORT DISCREPANCIES TO THE ARCHITECT IMMEDIATELY.  
 CONFORM TO IBC

MARK DATE	REVISIONS


JOB NO. 707  
 DRAWN: [Signature]  
 CHECKED: [Signature]  
 DATE: 04-14-90  
**E**  
 8 OF 9 SHEETS

- UNITS E, F & G LIGHTING PLAN NOTES:**
1. REPAIR EXISTING LIGHTING FIXTURES WITH NEW TYPE AS INDICATED. CONTRACTOR SHALL PROVIDE ALL DEMO ELECTRICAL WORK AS REQUIRED.
  2. EXISTING HOLEWORK TO BE REUSED. EXISTING CIRCUIT NUMBERS INDICATED IN THIS PLAN SHALL BE MAINTAINED UNLESS OTHERWISE NOTED. NEW CIRCUIT NUMBERS AS INDICATED IN HOLEWORK SYMBOL.
  3. RECONNECT EXISTING SWITCHES.
  4. REPAIR WIRING IN EXISTING CONDUIT WITH NEW AS INDICATED AS CONNECT TO NEW LIGHTS TO EXISTING SWITCHES.
  5. PICK UP NEW CIRCUITS AT EXISTING LIGHTING OUTLET. VERIFY LOCATION AT SITE.
  6. REMOVE TWO-STEP FIXTURES (ANNOUNCER, SIGNAL, TYPICAL) CONNECT ALL INNER OTHER SWITCH (OTHER CIRCUIT).
  7. REFER TO BLUE PLAN (GENERAL LAYOUT) FOR LAYOUT OF OTHER CLASSROOMS IN THIS PLAN. EXCEPT WHERE SHOWN OTHERWISE, THIS PLAN IS TYPICAL OF ALL IN THIS PLAN EXCEPT WHERE SHOWN OTHERWISE IN THIS PLAN.



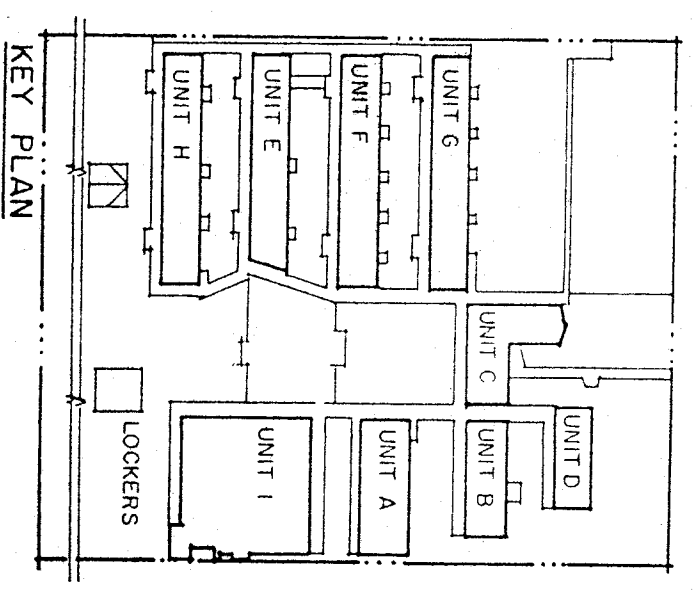
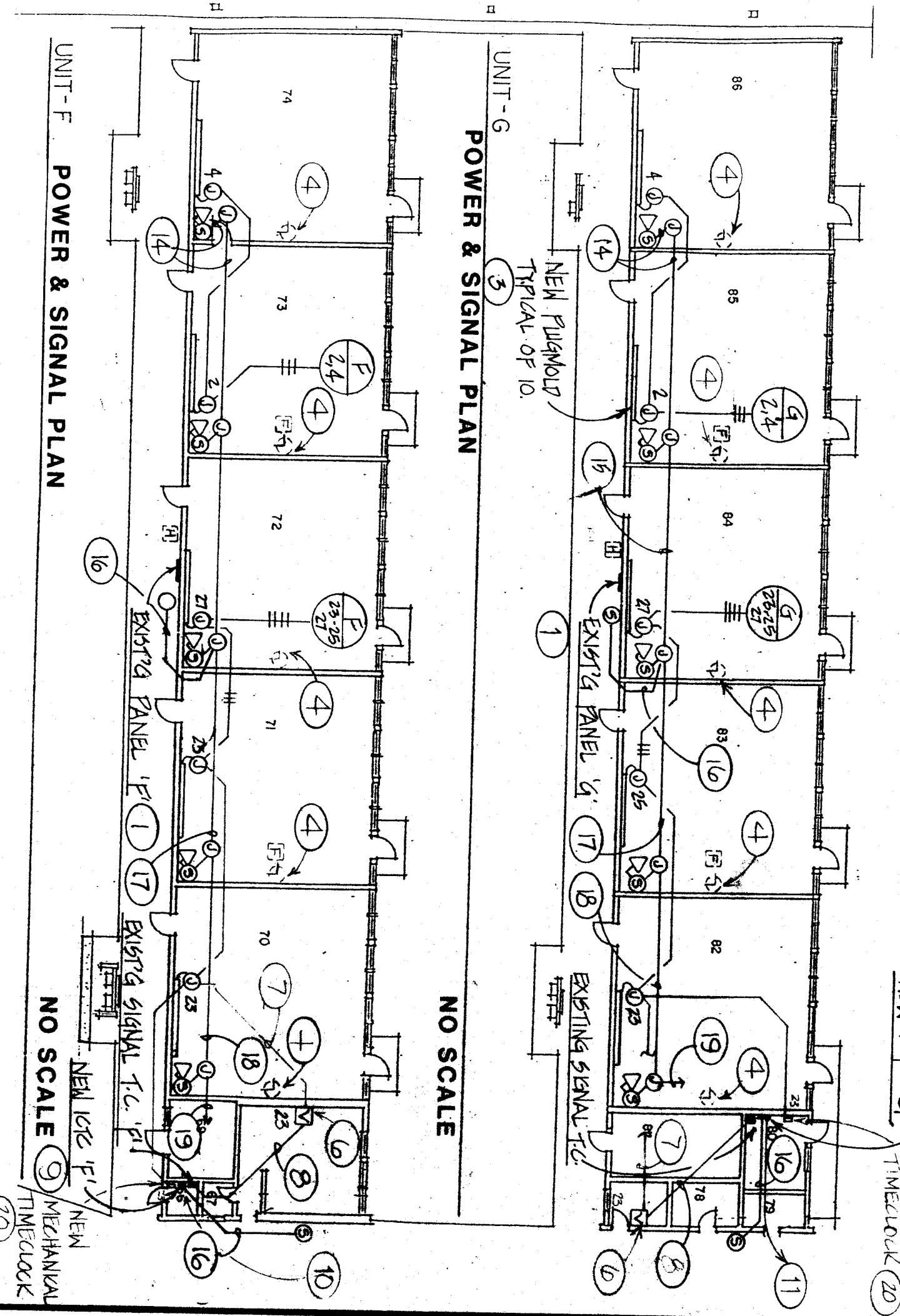


**UNIT G POWER & SIGNAL PLAN**  
 1/4" = 1'-0"  
 (REFER TO LARGE SCALE PLAN ON RIGHT FOR POWER, FIRE ALARM & INTERCOM WIRING)



**UNIT F POWER & SIGNAL PLAN**  
 1/4" = 1'-0"  
 (REFER TO LARGE SCALE PLAN ON RIGHT FOR POWER, FIRE ALARM & INTERCOM WIRING)

1. REPLACE EXISTING PANEL, 120/240V 3Ø 4W, 250A, 42-CIRCUIT WITH 200 MAIN BREAKERS, 120/240V 3Ø 4W, 250A, 42-CIRCUIT WITH 200 MAIN BREAKERS, 120/240V 3Ø 4W, 250A, 42-CIRCUIT WITH 200 MAIN BREAKERS.
2. EXISTING RECEPTACLES AND WIRING TO REMAIN, TYPICAL.
3. PROVIDE NEW PULLBOX, 18" X 18" X 4" WITH SINGLE BREAKER, 15' ON WALL, 1/2" FINISH. 15' ON WALL, 1/2" FINISH. 15' ON WALL, 1/2" FINISH.
4. REMOVE EXISTING COCK, DISCONNECT AND CAP EXISTING COCK WITH POWERED QUART COCK FOR THE ALARM WIRING IN SAME BOX. INSTALL NEW INTERCOM WIRING IN SAME BOX.
5. EXISTING FIRE ALARM DEVICE AND WIRING TO REMAIN.
6. REMOVE NEW 120V/240V BREAKER FROM EXISTING FIRE ALARM WIRING. REWIRE IN BACK BOX. CONNECT TO EXISTING FIRE ALARM WIRING.
7. 1/2" - 2A, 2 B CIRCUITS TO NEW 120V P.O. RIM CONNECT ON TOP OF EXISTING WALK COVER.
8. 1/2" - 2A, 2 B CIRCUITS TO NEW 120V P.O. RIM CONNECT ON TOP OF EXISTING WALK COVER.
9. 1/2" - 2A, 2 B CIRCUITS TO NEW 120V P.O. RIM CONNECT ON TOP OF EXISTING WALK COVER.
10. 1/2" - 2A, 2 B CIRCUITS TO NEW 120V P.O. RIM CONNECT ON TOP OF EXISTING WALK COVER.
11. 1/2" - 2A, 2 B CIRCUITS TO NEW 120V P.O. RIM CONNECT ON TOP OF EXISTING WALK COVER.
12. 1/2" - 2A, 2 B CIRCUITS TO NEW 120V P.O. RIM CONNECT ON TOP OF EXISTING WALK COVER.
13. 1/2" - 2A, 2 B CIRCUITS TO NEW 120V P.O. RIM CONNECT ON TOP OF EXISTING WALK COVER.
14. 1/2" - 2A, 2 B CIRCUITS TO NEW 120V P.O. RIM CONNECT ON TOP OF EXISTING WALK COVER.
15. 1/2" - 2A, 2 B CIRCUITS TO NEW 120V P.O. RIM CONNECT ON TOP OF EXISTING WALK COVER.
16. 1/2" - 2A, 2 B CIRCUITS TO NEW 120V P.O. RIM CONNECT ON TOP OF EXISTING WALK COVER.
17. 1/2" - 2A, 2 B CIRCUITS TO NEW 120V P.O. RIM CONNECT ON TOP OF EXISTING WALK COVER.
18. 1/2" - 2A, 2 B CIRCUITS TO NEW 120V P.O. RIM CONNECT ON TOP OF EXISTING WALK COVER.
19. 1/2" - 2A, 2 B CIRCUITS TO NEW 120V P.O. RIM CONNECT ON TOP OF EXISTING WALK COVER.
20. 1/2" - 2A, 2 B CIRCUITS TO NEW 120V P.O. RIM CONNECT ON TOP OF EXISTING WALK COVER.
21. 1/2" - 2A, 2 B CIRCUITS TO NEW 120V P.O. RIM CONNECT ON TOP OF EXISTING WALK COVER.
22. 1/2" - 2A, 2 B CIRCUITS TO NEW 120V P.O. RIM CONNECT ON TOP OF EXISTING WALK COVER.
23. 1/2" - 2A, 2 B CIRCUITS TO NEW 120V P.O. RIM CONNECT ON TOP OF EXISTING WALK COVER.
24. 1/2" - 2A, 2 B CIRCUITS TO NEW 120V P.O. RIM CONNECT ON TOP OF EXISTING WALK COVER.
25. 1/2" - 2A, 2 B CIRCUITS TO NEW 120V P.O. RIM CONNECT ON TOP OF EXISTING WALK COVER.
26. 1/2" - 2A, 2 B CIRCUITS TO NEW 120V P.O. RIM CONNECT ON TOP OF EXISTING WALK COVER.
27. 1/2" - 2A, 2 B CIRCUITS TO NEW 120V P.O. RIM CONNECT ON TOP OF EXISTING WALK COVER.
28. 1/2" - 2A, 2 B CIRCUITS TO NEW 120V P.O. RIM CONNECT ON TOP OF EXISTING WALK COVER.
29. 1/2" - 2A, 2 B CIRCUITS TO NEW 120V P.O. RIM CONNECT ON TOP OF EXISTING WALK COVER.
30. 1/2" - 2A, 2 B CIRCUITS TO NEW 120V P.O. RIM CONNECT ON TOP OF EXISTING WALK COVER.



**ROBERT F. STUHR ARCHITECT INC.**  
 3121 CALIFORNIA AVE.  
 BAKERSFIELD, CA 93304  
 (805) 527-1632

EXP. 2011  
**ROBERT F. STUHR**  
 WILLIAM J. MELBY  
 DANNY E. ORDEZ  
 C-1885  
 C-14728

TTT 24 & 198 USC.

DATE: 1/15/93  
 DRAWN: [Signature]  
 CHECKED: [Signature]

1/15/93  
 1/15/93

1/15/93  
 1/15/93

1/15/93  
 1/15/93

**UNIT F & UNIT G POWER & SIGNAL PLAN**  
 VISTA EAST CONTINUATION HIGH SCHOOL 30 YEAR MODERNIZATION  
 815 EUREKA STREET  
 RERN HIGH SCHOOL DISTRICT  
 KERN COUNTY, CALIFORNIA

CHECK AND VERIFY ALL WORKING DRAWINGS WITH THE ARCHITECT. REPORT ALL DISCREPANCIES TO THE ARCHITECT. ALL CONSTRUCTION SHALL CONFORM TO PERMITS.

MARK	DATE	REVISIONS
▲		
▲		
▲		

JOB NO. 707  
 DRAWN: [Signature]  
 CHECKED: [Signature]  
 DATE: 1-14-93  
**9**  
 OF 9 SHEETS





**ROBERT F. STUHR ARCHITECT INC.**

3121 CALIFORNIA AVE.  
BAKERSFIELD, CA  
93304 (805) 327-1632

EXP: ROBERT F. STUHR AIA C-1810  
WILLIAM J. MELBY AIA C-1883  
DANNY E. ORIZ AIA C-1478

TITLE 24 & 1188 UBC  
DATE 6/14/20

4537/1/A  
6/17/14

3/10/15

3/10/15

UNIT A & B PLUMBING & MECHANICAL PLAN.

**VISTA EAST CONTINUATION HIGH SCHOOL 30 YEAR MODERNIZATION**

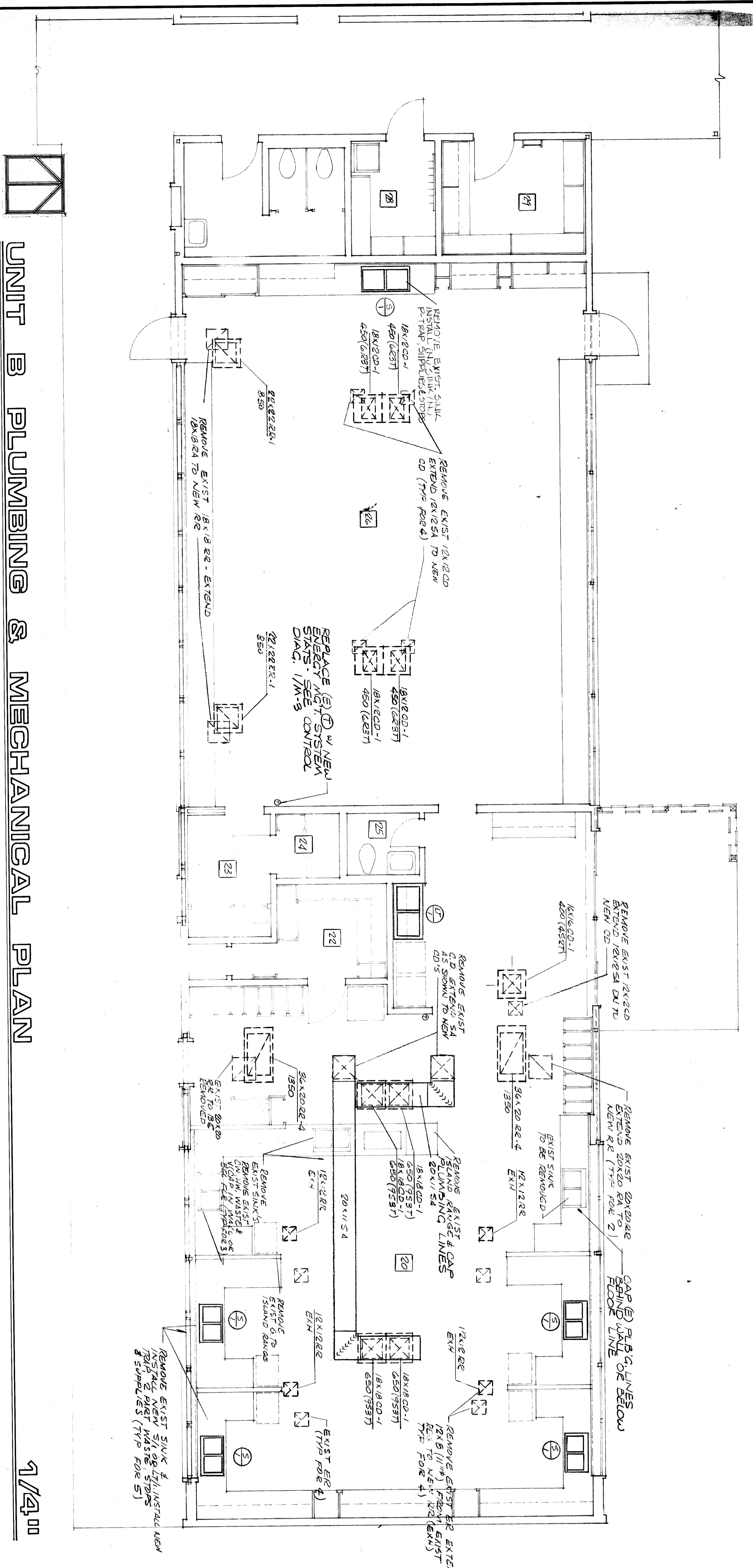
815 EUREKA STREET  
KERN HIGH SCHOOL DISTRICT  
KERN COUNTY, CALIFORNIA

REGISTERED ARCHITECT  
5109 CALIFORNIA AVE. (805) 325-8590  
BAKERSFIELD, CALIFORNIA 93304  
EXP. 6/30/17

CHECK AND VERIFY ALL DIMENSIONS BEFORE PROCEEDING WITH THE WORK. ALL CONSTRUCTION SHALL CONFORM TO UBC.

MARK	DATE	REVISIONS
△		
△		
△		
△		

JOB NO. 707  
DRAWN: ZINALE  
CHECKED: [Signature]  
DATE: 6/14/20



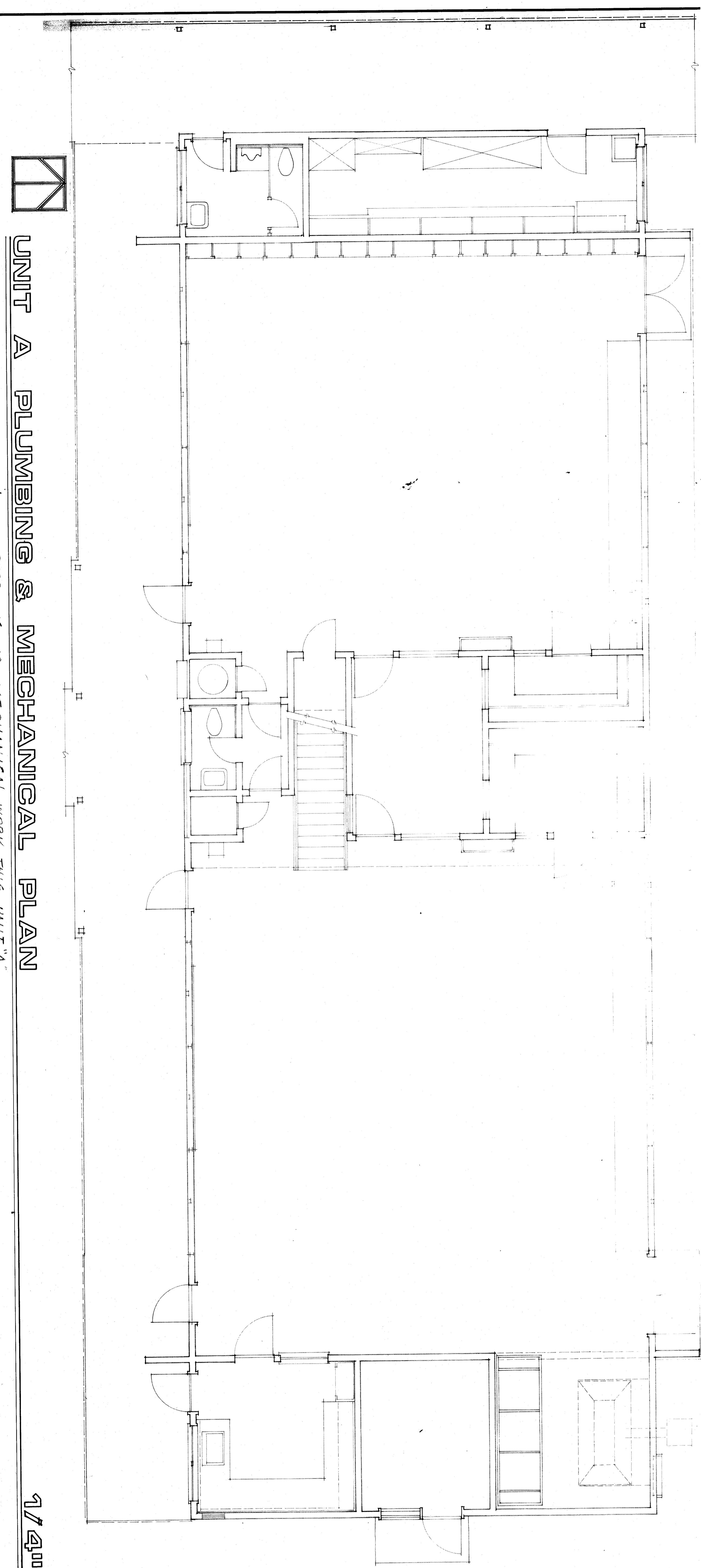
UNIT B PLUMBING & MECHANICAL PLAN

1/4" = 1'-0"

All mechanical and electrical equipment shall be braced against lateral force acting in any direction using the following criteria:

Fixed Equipment on Grade 20% of Operating Weight  
Fixed Equipment on Structure 30% of Operating Weight  
For Flexibly Mounted Equipment use 4 X the above values  
Simultaneous Vertical Force - Use 1/3 X Horizontal Force

Where Anchorage details are not shown on the drawings, the field installation shall be subject to the approval of the Mechanical Engineer and field representative of the Office of the State Architect.



UNIT A PLUMBING & MECHANICAL PLAN

1/4" = 1'-0"

THERE IS NO MECHANICAL WORK THIS UNIT "A"







