STREET IMPROVEMENT & STORM DRAIN PLANS

9TH, 10TH, & "N" STREETS

Bakersfield City School District

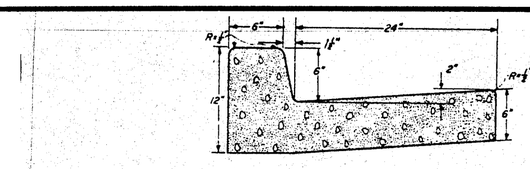

Volume = 0.05903 cubic yard per lineal foot

CURB AND GUTTER
TYPE "B"

GENERAL NOTES:
All work shall conform to the applicable sections of the "Standard Specifications, State of California, Department of Transportation", current edition and the following General Notes:

Subgrade preparation for Type "B", "C" and "E" curbs and gutters shall be constructed true to grade and cross section and compaction of 90% to a depth of 0.50ft. below subgrade.

Concrete for curb and gutter shall be Class "B" (5 sack) and shall be within 2 1/2" to 3" slump. Use

* Timber forms shall be surfaced on the side placed next to the concrete and shall not be less than 1 1/2" thick after being surfaced.

Top and face shall be troweled smooth, then given a final fine brush finish.

Where existing curbs and gutters are to be replaced, new construction shall match existing construction unless otherwise directed by the Engineer.

Concrete shall contain no additives unless prior approval is obtained from the City Engineer.

Concrete shall be cured with a white-pigmented curing compound complying to Section 90-7.01B of the Standard Specifications.

Existing sections of curb and gutter shall be sawcut at the limits of the area to be reconstructed.

Weakened plane joints or cold joints shall be constructed at 15ft. intervals. Expansion joints shall be at each side of structures and at ends of curb returns.

Type "A" curb and gutter is required in all streets where necessary for drainage.

Type "B" curb and gutter is required in all streets except where Type "A" or "C" is required or permitted.

Type "C" curb and gutter is permitted only in Mobile Home Parks, Mobile Home Subdivisions and R-S-2½-E (Residential Suburban Two-And-One-Half Acre Minimum Lot Size) Zone.

Permit for curb and gutter construction shall accompany actual work and may be obtained from the Department of Public Works.

Builder for new, remodeled or expanded buildings as set forth in Chapter 12.40, Section 12.40.010 of the Bakersfield Municipal Code shall provide concrete curbs gutters and sidewalks according to this standard drawing. Such curbs, gutters and sidewalks shall be in existence or have their construction guaranteed by cash, certified check, or corporate surety bond approved by the City Attorney as a condition to final approval and acceptance by the Chief Building Inspector for occupancy to any building or property.

When constructing new curb and gutter in existing pavement the contractor shall saw cut the existing pavement. When replacing curb and gutter the Engineer may approve sawcutting along the lip of the existing gutter in lieu of replacing a minimum of 2ft. of pavement.

APPROVED AT THE CITY COUNCIL MEETING OF: Apr. 13 '78	STANDARD CURB AND GUTTER TYPES "A", "B", & "C"	REVISED 1/1/73 — 7/23/73; 10-75; 2-77; 2-80; 10/94
APPROVED:	CITY OF BAKERSFIELD CALIFORNIA ENGINEERING DEPARTMENT	S-1

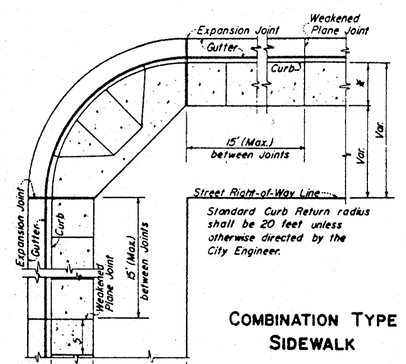

COMBINATION TYPE SIDEWALK

Standard Curb Return radius shall be 20 feet unless otherwise directed by the City Engineer.

*5'-6" minimum in R-1 and R-2 zones; 5'-6" minimum in all other zones and on major city streets; curb to wall where wall is constructed.

GENERAL NOTES:

All work shall conform to the applicable sections of the specifications entitled "Standard Specifications, State of California, Department of Transportation" and the following special provisions.

Subgrade preparation shall be constructed true to grade and cross section, with compaction of 90% to a depth of 0.50 feet.

Concrete shall be Class "B" (5 sack) and shall have a slump between 2-1/2" and 5-1/2". The surface shall be finished to grade and cross section with a float, troweled smooth, and finished with a broom.

Concrete shall be cured with a white-pigmented curing compound complying to Section 90-7.01B of the Standard Specifications.

Weakened plane joints shall be installed at 15 foot intervals and expansion joints at 60 foot intervals. Expansion joints shall be located at each side of a structure and at the ends of curb returns.

Expansion joint filler material shall consist of preformed strips of a durable, resilient compound.

Sidewalks shall be scored to a minimum depth of 1/8" unless otherwise directed by the City Engineer.

New sidewalk construction in blocks with existing sidewalk shall conform in dimension and location to those in place.

Existing sidewalk shall be sawcut and removed at the first scoring line at or beyond the planned joint.

A permit for sidewalk construction and reconstruction shall be obtained from the Department of Public Works and shall accompany actual work.

Any variance in finish, color, or material from standard will require a special permit from the City Council.

Deviations from the combination type sidewalk, such as standard or meandering type, may be permitted by the appropriate design provisions of Chapter 16.52 of the Municipal Code.

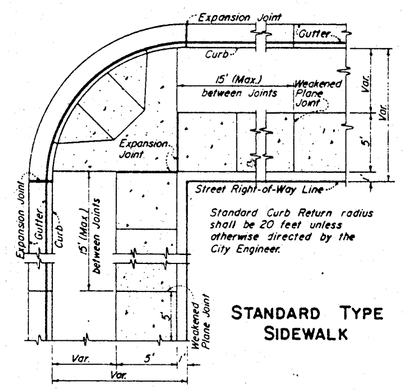

STANDARD TYPE SIDEWALK

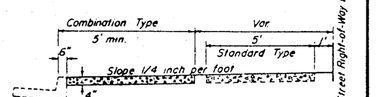

TYPICAL SECTION

Builder for new, remodeled, or expanded buildings as set forth in Chapter 12.40, Section 12.40.010 of the Bakersfield Municipal Code shall provide concrete curbs, gutters and sidewalks according to this standard drawing.
Such curbs, gutters and sidewalks shall be in existence or have their construction guaranteed by cash, certified check or corporate surety bond approved by the City Attorney as a condition to final approval and acceptance by the Chief Building Inspector for occupancy to the building or property.

APPROVED AT THE CITY COUNCIL MEETING OF: October 28 '81	STANDARD SIDEWALK COMBINATION TYPE STANDARD TYPE	12-22-81; 7-20-84; 2-85; 10/94
APPROVED:	CITY OF BAKERSFIELD CALIFORNIA ENGINEERING DEPARTMENT	№ S-3

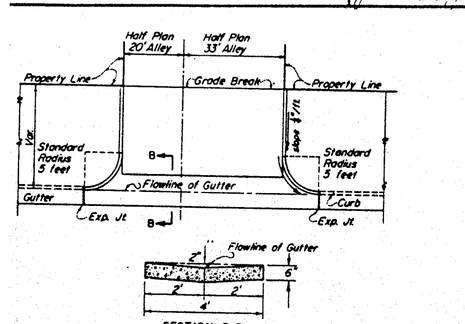

STANDARD CROSS GUTTER FOR ALLEY

GENERAL NOTES:
All work shall conform to the applicable sections of the specifications entitled "Standard Specifications, State of California, Department of Transportation", current edition.

Subgrade preparation for crossgutter shall conform to the requirements of the Standard Specifications.

Concrete for crossgutter shall be Class "B" and shall conform to the requirements of the Standard Specifications.

Expansion Joint shall be constructed at every 30' or as directed by the Engineer.

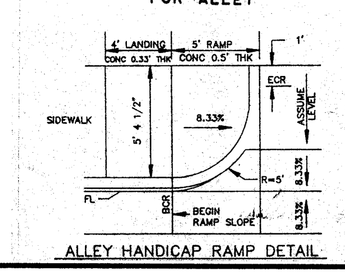

ALLEY HANDICAP RAMP DETAIL

REVISED JUL '89

APPROVED AT THE CITY COUNCIL MEETING OF: F.B.B. '65	STANDARD CROSS GUTTERS	JOB 8/1963; 10-75; 2-77; 10/94
APPROVED:	CITY OF BAKERSFIELD CALIFORNIA	

RESIDENTIAL, LOCAL AND COLLECTOR

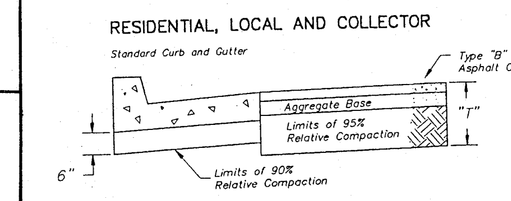

STREET SPECIFICATIONS:
The width shall conform with the requirements set forth in the City of Bakersfield Standard Street Sections.

Pavement shall be Type "B" Asphalt Concrete meeting the requirements of Section 39 of the State of California, Department of Transportation, Standard Specifications.

Aggregate base shall be Class 2 aggregate base conforming to Section 26 of the Standard Specifications.

NOTE: Structural sections for all streets shall be designed using traffic index in accordance with the provisions of Section 3.3.1.C of the Subdivision and Engineering Design Manual.

Soil test data used in the design calculation shall be furnished by a soil testing laboratory approved by the City Engineer.

FOG SEAL COAT: The Fog Seal Coat shall be applied on all new roadway surfacing and shall conform to and be applied in conformance with the provisions of Section 37-1 of the Standard Specifications.

Compaction shall be obtained for a minimum depth of 0.5-foot below the grading plane for the limits shown. In addition compaction shall be obtained for a minimum depth "T" below the finished grade for the limits shown. Depth "T" shall be in accordance with the following table.

Traffic Index	"T" (feet)
3.0 – 5.0	1.0
5.5 – 6.5	1.5
7.0 – 8.0	2.0
8.5 or more	2.5

APPROVED AT THE CITY COUNCIL MEETING OF: Feb. 24, 1959	STANDARD STREET SPECIFICATIONS	10-75; 2-77; 10/94
APPROVED:	CITY OF BAKERSFIELD CALIFORNIA ENGINEERING DEPARTMENT	S-25

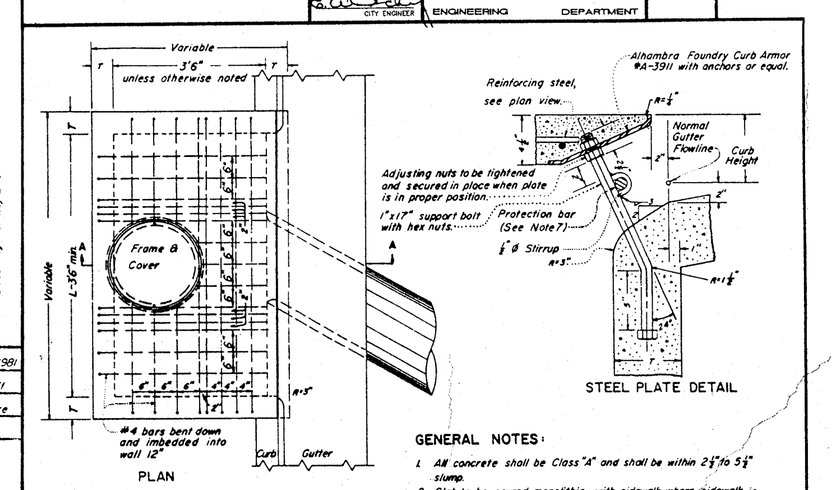

GENERAL NOTES:
1. All concrete shall be Class "A" and shall be within 2 1/2" to 5 1/2" slump.
2. Slab to be poured monolithic with sidewalk where sidewalk is constructed or replaced. Surfaces of all exposed concrete shall match slope, finish, color and scoring of adjacent concrete.
3. WALL THICKNESS: T=6" except when:
   H>8 feet T=8"
   L>8 feet T=8"
   Catch basin walls shall be increased by 2" minimum in thickness if poured against earth in lieu of outside face forms.
4. Wall reinforcing not required when H=8' or less and L=7' or less. Walls exceeding these limits shall be reinforced with No. 4 bars at 18" O.C. both ways. All reinforcing shall be No. 4 bars 1½" clear of inside face unless otherwise shown.
5. All exposed metal parts shall be galvanized after fabrication.
6. Support bolts shall be installed when length of opening exceeds 2'-0" and shall be spaced at not more than 3'-0" O.C. and not less than 3'-0" O.C.
7. * When curb opening exceeds 5'-0", a plain round steel protection bar 1" in diameter shall be installed. Bar shall be imbedded 3" at each end.
8. Pipe shall be as specified or as directed by the Engineer. The irregular cut on the pipe shall be made as directed by the Engineer.
9. All work shall conform to the applicable sections of the specifications entitled "Standard Specifications, State of California, Department of Transportation", current edition.

* Revised 9/22/92

JUL '89

APPROVED AT THE CITY COUNCIL MEETING OF: Feb 17 - 88	STANDARD CATCH BASIN TYPE "A"	JOB 88-1942; 2-88; 10/94
APPROVED:	CITY OF BAKERSFIELD CALIFORNIA	S-12

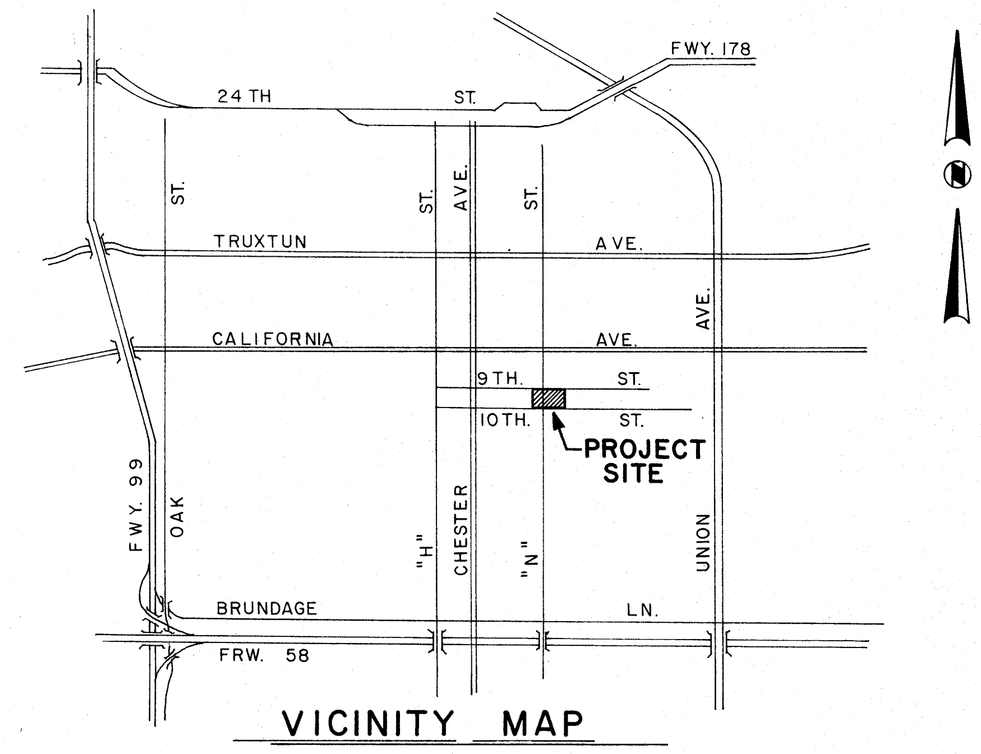

VICINITY MAP

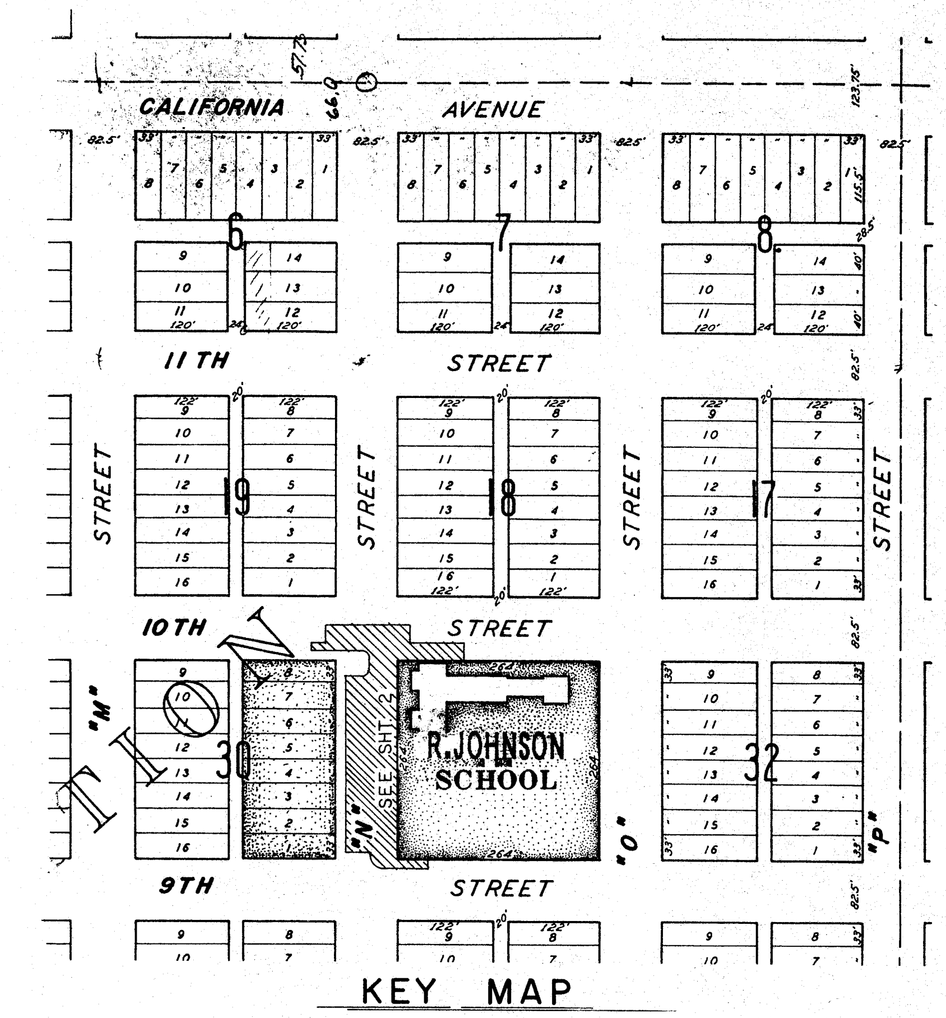

KEY MAP

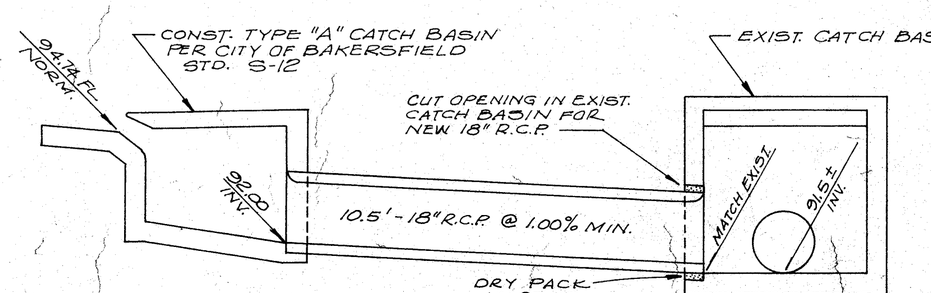

DETAIL "H" LOOKING WEST
SCALE: 3/8" = 1'-0"

SHEET INDEX

1. TITLE SHEET
2. 9TH, 10TH & "N" STREETS

APPROVAL RECOMMENDED

E.W. SCHULZ
PUBLIC WORKS DIRECTOR
R.C.E. 18450 EXP. 6-30-93

DATE

SUBMITTED BY:

Rex A Mason
REX A. MASON R.C.E. 14729 EXP. 3-31-93

4-15-92
DATE

MASON & ASSOCIATES
CIVIL ENGINEERING SURVEYING
2020 K ST.
PHONE (805) 325-1391
BAKERSFIELD, CALIFORNIA 93301

TITLE SHEET FOR
9TH, 10TH, & "N" STREET CONST.
IN THE CITY OF BAKERSFIELD
FOR BAKERSFIELD CITY SCHOOL DIST.

DRAWN BY	REVISION	DATE	JOB No. E-92-4
MILLS			SHEET 1
CHECKED BY R.A.M.			
DATE			

REGISTERED ARCHITECT REX A. MASON No. C-10298 OCT. 31, 1993 REN. DATE STATE OF CALIFORNIA

Glenn Hartzell-Architect, inc.
26 'H' STREET , 93304 (805) 324-6416
P.O. BOX 2344 , 93303 , BAKERSFIELD , CALIFORNIA
ARCHITECT C-10298

BAKERSFIELD CITY SCHOOL DISTRICT
BY RESOLUTION OF THE GOVERNING BOARD TRUSTEES APPROVED: _____ DATE: _____

DATE	DRAWN
4-22-92	

(OFFICE BUILDING RELOCATION)
RAFER JOHNSON SCHOOL
BAKERSFIELD CITY SCHOOL DISTRICT
CORNER OF 9th & 'N' STREET, BAKERSFIELD, KERN COUNTY, CALIFORNIA

KEY PLAN ~ VICINITY MAP ~ DETAILS

JOB NO. 167

SHEET NO. C0

SHEET 1 OF 3