PANEL A SCHEDULE

N.L.A.B.F. FLUSH MTD
120/208V. 3φ 4W

CIRC. NO.	OUT-LETS	WATTS A	WATTS B	WATTS C	CIRC. BRKR.	DESCRIPTION
1		300			20AIR	LIGHTS
2		1150				
3			1200			
4			1600			
5				800		
6				1000		LIGHTS
7		600				LIGHTS IN HOOD
8		600				LIGHTS IN HOOD
9			1500			BOILER 3/4HP 1φ 120V
10			900			NITE LITES ON TIME CLOCK
11				1000		PLUGS
12				1000		PLUGS
13		1000				PLUGS
14		1000				PLUGS
15			1000			"
16			560			P.T. BACK BOARD PLUG
17						PLUGS
18						DISPOSAL
19		700				3/4HP 1φ 120V
20		700				FAN MOTOR
21			900			PEELER 1/3 HP. 1φ. 120 V.
22			1200			RIVER EQ. HTR. 1φ. 120 V.
23				1200		EXH. FAN IN DISHWASHER MKD. 120V
24		820	820	820	20 X 3P	REFR. COMPRESSOR 1 HP 3φ. 208V
25		480	480	480		DISHWASHER 1 HP.
26		600	600	600		CIRC. WATER PUMP MOTOR 1½ HP
27		500	500	500		HOOD COOKING EQ. CIRC. FAN 1 HP 120V
28		480	480	480		SPARE
29		480	480	480		HTG. UNIT 1 HP. 3φ. 208 V.
30		480	480	480		HTG. UNIT 1 HP. 3φ. 208 V.
31			500		20 A 1P	SPARE
32			500		" "	
TOTAL		10300	12850	9230		2"C - 4"-1/0

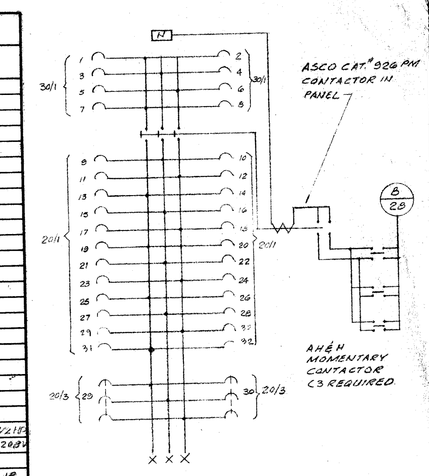

LINE DIAGRAM PANEL "B"

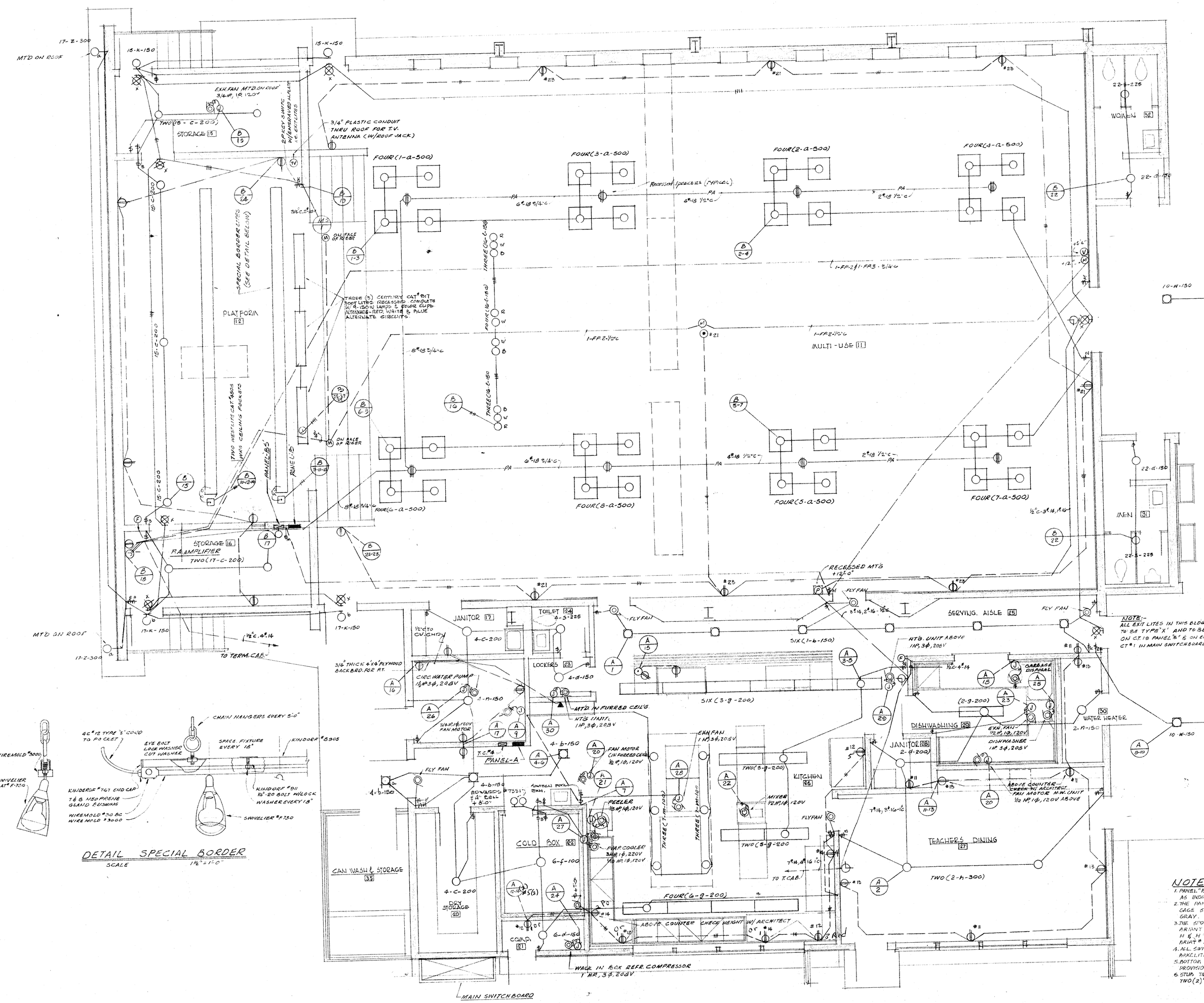

FLOOR PLAN UNIT "B"
SCALE 1/4" = 1'-0

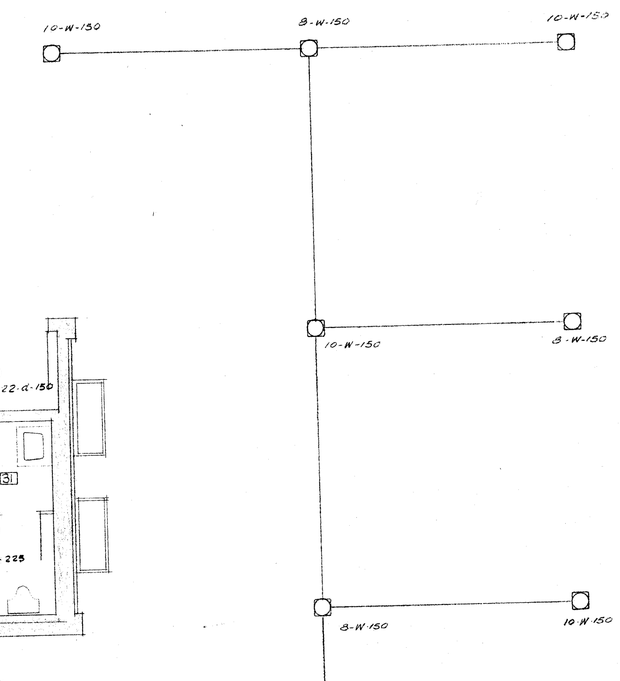

NOTE:-
FURNISH & INSTALL 5-FLY FANS I.G. CAT.# JA 205 AS SHOWN ON THE PLAN

DETAIL SPECIAL BORDER
SCALE 1½" = 1'-0"

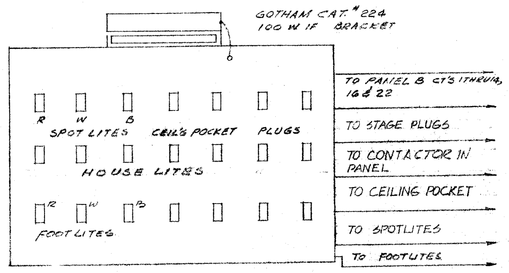

DETAIL PANEL-"BS"

NOTES

1. PANEL "BS" IS RECESS MOUNTED ON THE WALL AS INDICATED ON PLANS.
2. THE PANEL IS OF THE SCREW COVER TYPE OF COLD GAGE STEEL AND IS TO BE FINISHED IN HAMERTONE GRAY.
3. THE SPOTLIGHT AND THE P.A. PLUG SWITCHES ARE ARIANT #A301, THE HOUSELIGHT SWITCHES ARE H & N #4704, THE FOOTLIGHT SWITCHES ARE ARIANT #A302.
4. ALL SWITCHES SHALL BE IDENTIFIED WITH PLASTICLITE NAMEPLATES, 1/4" LETTERS.
5. BOTTOM ROW OF SWITCHES TO BE BLANKED OUT, PROVIDING FOR FUTURE SWITCHES.
6. STUB TWO (2) 1"C. INTO ATTIC SPACE, AND RUN TWO(2)"C. TO PANEL "A1".

DETAIL NUMBER / SHEET NUMBER

CHECK AND VERIFY ALL DIMENSIONS BEFORE PROCEEDING WITH THE WORK. REPORT ANY DISCREPANCIES TO THE ARCHITECT

STATE OF CALIFORNIA – DEPARTMENT OF PUBLIC WORKS
DIVISION OF ARCHITECTURE

APPLICATION NO. 15617 — APPROVED JUN 18 1965 — DATE — SUPERVISING STRUCTURAL ENGINEER

EDWARD LOWE
ELECTRICAL ENGINEER
1012 FULTON ST.
FRESNO CALIFORNIA

APPROVED BY
BOARD OF EDUCATION
BAKERSFIELD CITY SCHOOL DISTRICT
DATE JUN 20 1965
BY [signature]
SUPERINTENDENT OF SCHOOLS AND EXECUTIVE OFFICER

JOB NO. 58-74
DRAWN
CHECKED
DATE JUN 17 1965

Stuhr and Hicks
AMERICAN INSTITUTE OF ARCHITECTS
[signature] C-1810 — [signature] C-583

ARCHITECTS
BAKERSFIELD CALIFORNIA

MULTI-USE BUILDING UNIT "B"
LIGHTING POWER AND SIGNAL

SECTION 35 SCHOOL
BAKERSFIELD CITY SCHOOL DISTRICT
BAKERSFIELD KERN COUNTY CALIFORNIA

E 3 OF 5