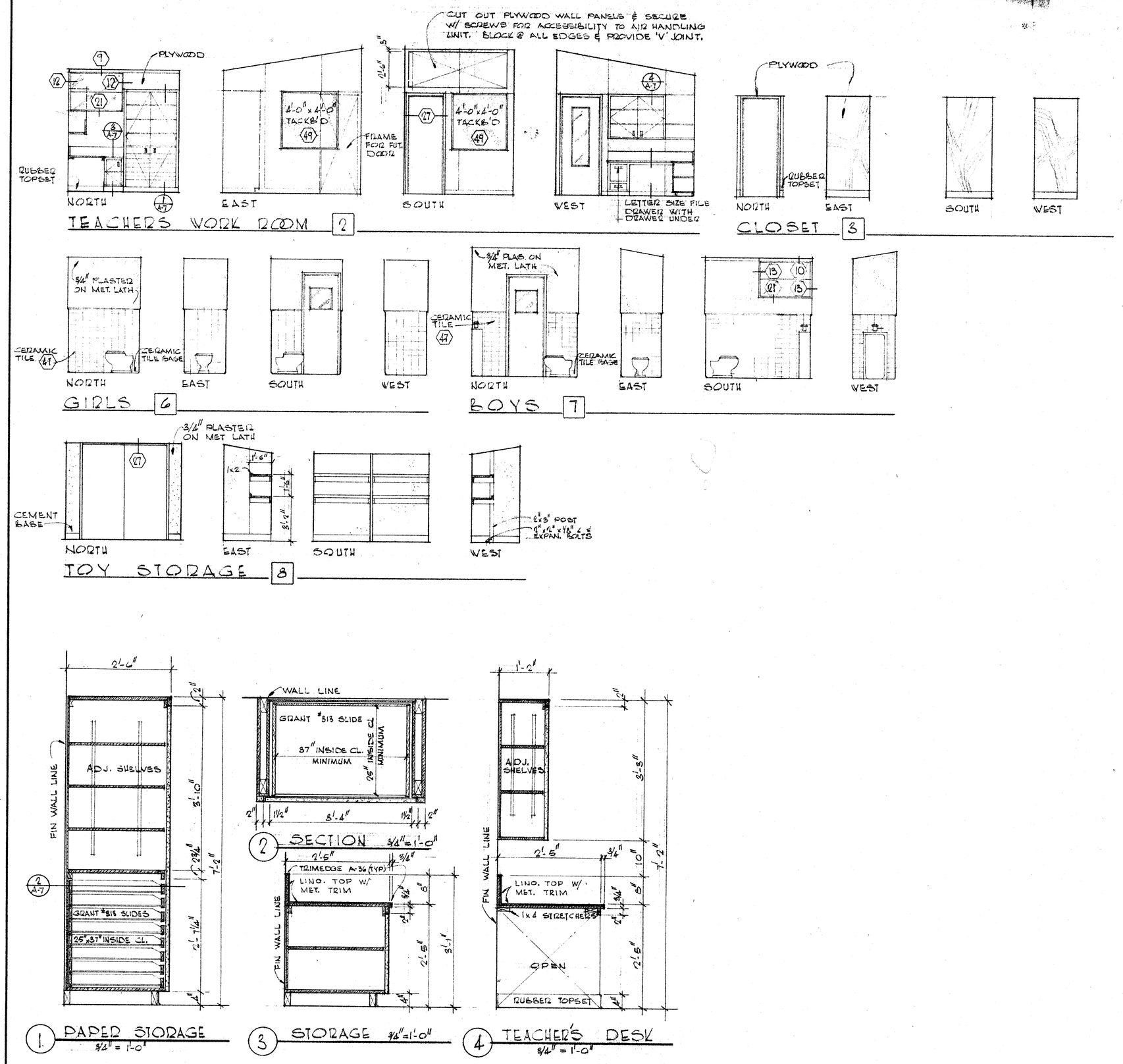

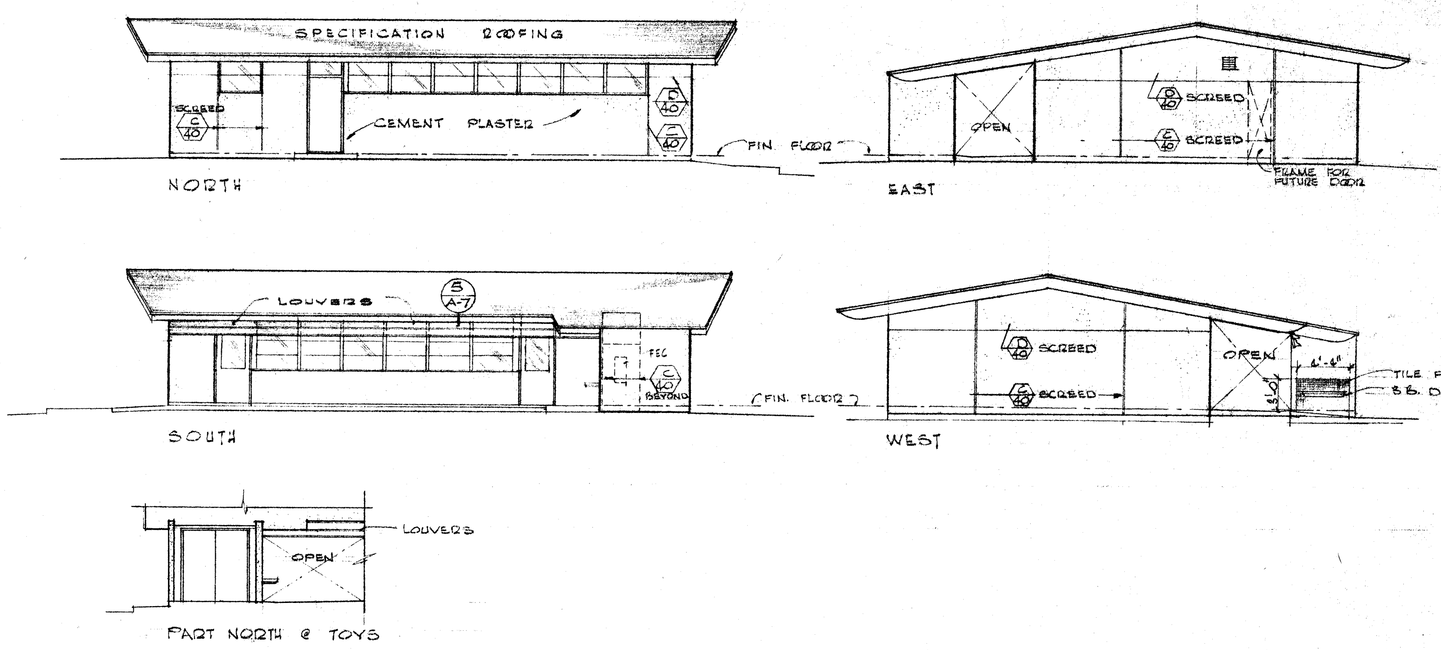

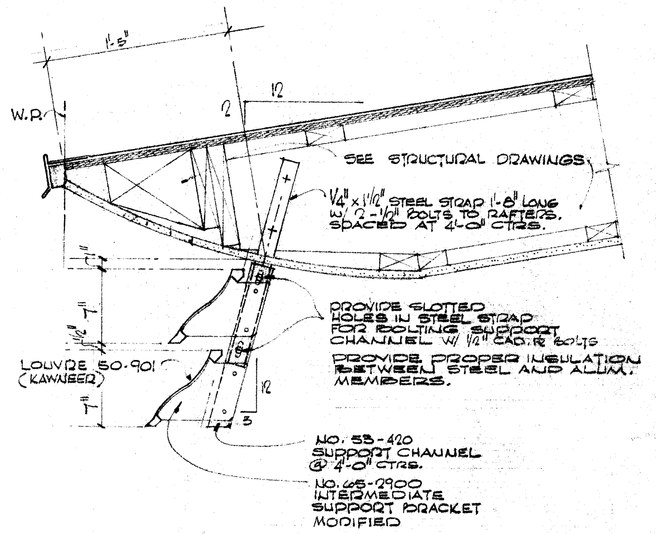

5. LOUVER DETAIL
SCALE: 1 1/2" = 1'-0"

NOTE! ALL ATTACH BOLTS FITTINGS ETC. FOR LOUVERS TO BE NON-COROSIVE TYPE.

KAWNEER NO. USED FOR DETAILING - SEE SPECS. FOR EQUALS OR APPROVALS REQ'D.

SEE SHEET A-3 FOR OVERHANG DETAILS.

NOTES	LEGEND
1. ALL BASE AND WALL MATERIALS SHOWN ON NORTH ELEVATIONS ARE TYPICAL FOR ALL ELEVATIONS UNLESS OTHERWISE NOTED.	
2. FOR CABINET ANCHORAGE SEE DETAIL 48	1 DETAIL NO. SEE SPEC. 2.2
	1 A1 DETAIL NUMBER SHEET NUMBER

CHECK AND VERIFY ALL DIMENSIONS BEFORE PROCEEDING WITH THE WORK. REPORT ANY DISCREPANCIES TO THE ARCHITECT

STATE OF CALIFORNIA — DEPARTMENT OF PUBLIC WORKS DIVISION OF ARCHITECTURE
APPLICATION NO. 18617 APPROVED JUN 18 1953 DATE
SUPERVISING STRUCTURAL ENGINEER

BAKERSFIELD CITY SCHOOL DISTRICT
BOARD OF EDUCATION APPROVED BY BOARD OF EDUCATION
BAKERSFIELD CITY SCHOOL DISTRICT
DATE JUN 22 1953
BY John L. Counton
SUPERINTENDENT OF SCHOOLS AND EXECUTIVE OFFICER

JOB NO. 58 74
DRAWN L.S.
CHECKED
DATE JUN 17 1953

Stuhr and Hicks
C-1810 James M. Hicks Jr. C-983
ARCHITECTS
BAKERSFIELD CALIFORNIA

KINDERGARTEN - INTERIOR ELEVATIONS & CABINETS - EXTERIOR ELEVATIONS
UNIT "A"
SECTION 35 SCHOOL
BAKERSFIELD CITY SCHOOL DISTRICT
BAKERSFIELD KERN COUNTY CALIFORNIA

A7 OF 20