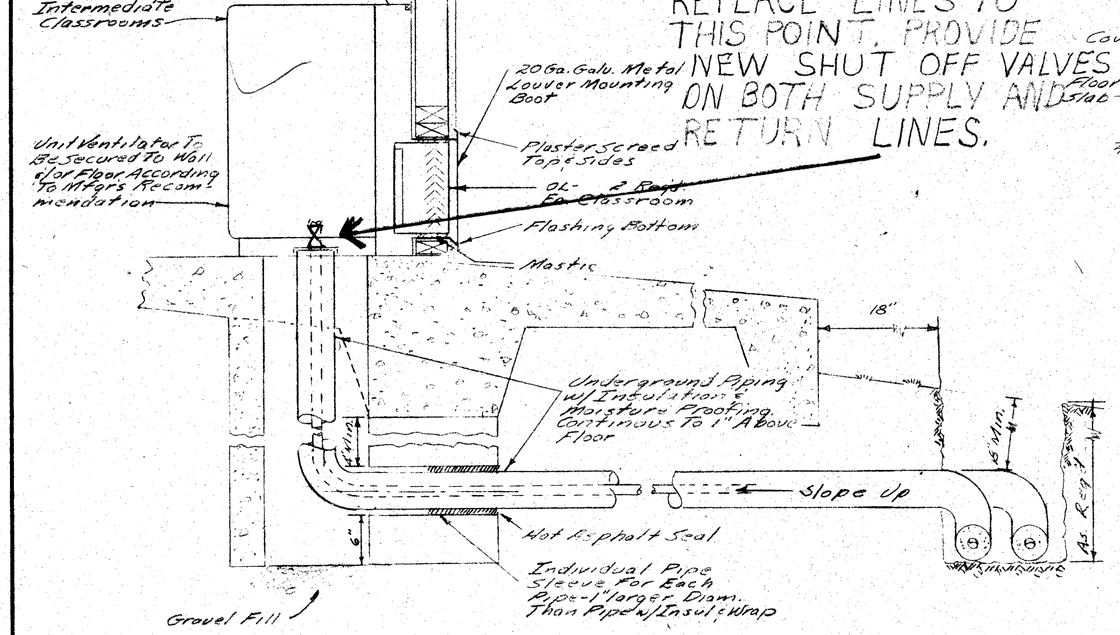

DETAIL - UNIT VENTILATOR INSTALLN. (A H-2)
Do Not Scale

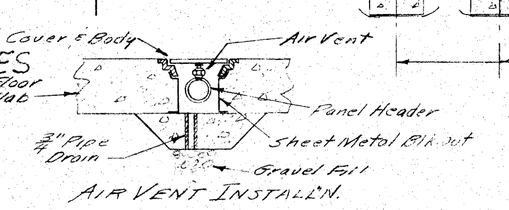

AIR VENT INSTALLN.

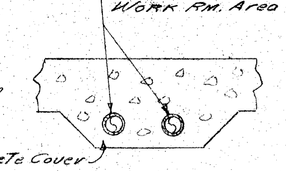

HWS & HWR INSTALLN.
WORK RM AREA

DETAIL - RADIANT PANEL INSTALLATION (G H-2)
Do Not Scale

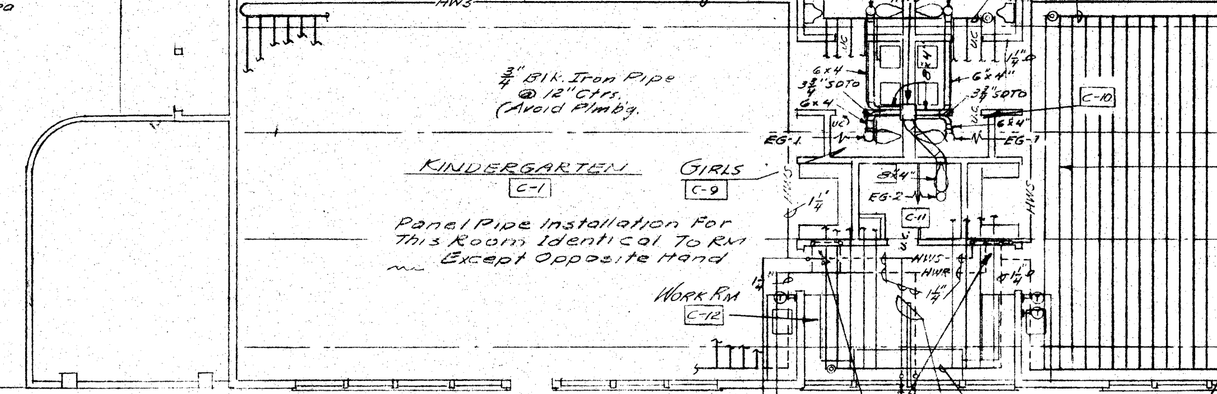

REPLACE LINES TO 2' BEYOND EDGE OF SIDEWALK

(B H-2) Valve Station In Wall (See Archt.)

See Detail (G H-2) For Installation These Lines

PLAN UNIT "C" HEATING
Scale 1/8" = 1'-0"

NORTH

Replaced Summer 83 PVCP unit "D" to Ventilators

REPLACE

REPLACE LINES TO THIS POINT

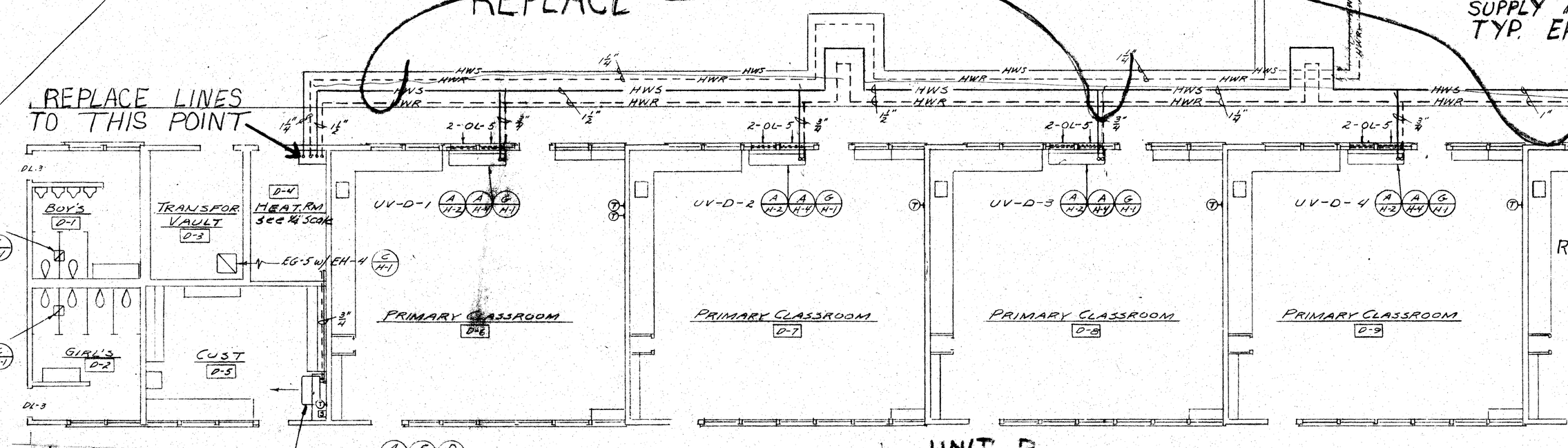

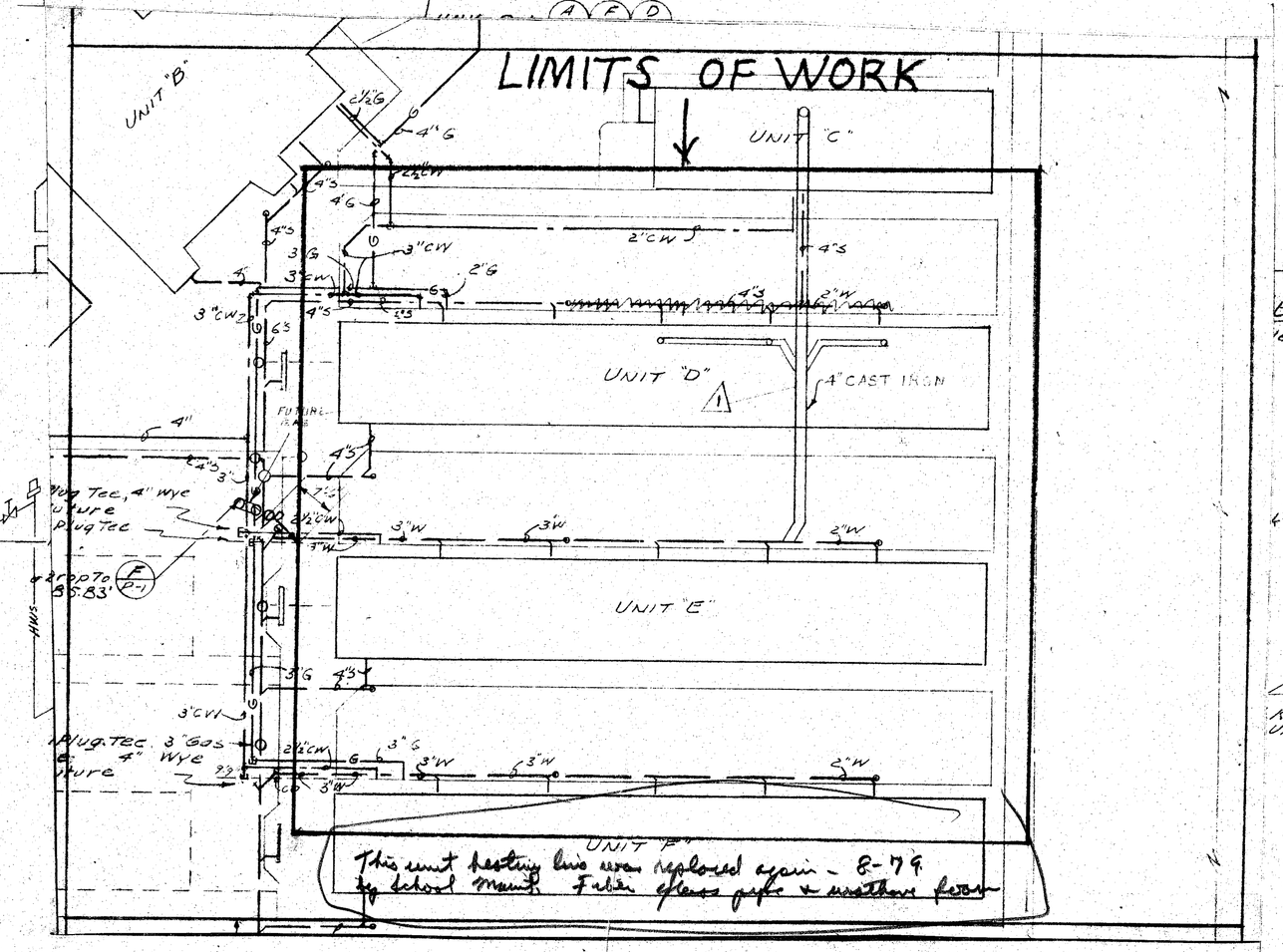

REPLACEMENT OF HEATING LINES

GENERAL NOTES

1. Remove all existing underground heating lines as indicated on drawings, and replace with new Schedule 40 black steel pipe with Gilso-Gard insulation.
2. Schedule 40 black steel pipe shall have all welded joints.
3. Insulation shall be Gilso-Gard as manufactured by American Gilson Co.
4. Installation of Gilso-Gard shall be as recommended by the manufacturer and as indicated in the manufacturer's "Design and Installation Instructions" File Number AIA 37-D-2.1, dated April 1967.
5. Provide adequate means for expansion and pipe movement, and for installation of expansion loops and bends refer to plate #2; pipe guides, plate #4; anchors, plate #5, of manufacturer's "Design and Installation Instructions" File Number AIA 37-D-2.1, Dated April 1967.
6. Pipe supports shall be cement-asbestos pipe filled with concrete.
7. The Gilso-Gard shall be compacted against permanent or slip forms.
8. Provide the anchors and pipe guides as required for proper alignment and pipe expansion.
9. All pipe shall be pressure tested to 100 psi prior to installation of insulation.
10. Install shut off valves at unit ventilators in each classroom as indicated on plans with 125 lbs. steam cock, Crane #250 or approval equal.
11. Backfill behind forms shall be clean and thoroughly compacted.
12. Any concrete or blacktop disturbed or removed under this contract shall be repaired or replaced satisfactory to the District. (Saw cut only)
13. Contractor shall be responsible for any damage to the underground piping, sewer, conduit, wiring, boxes, valves, sprinkler lines or heads, etc., or any other damage resulting from the completion of this contract, and shall replace same satisfactory to the District.

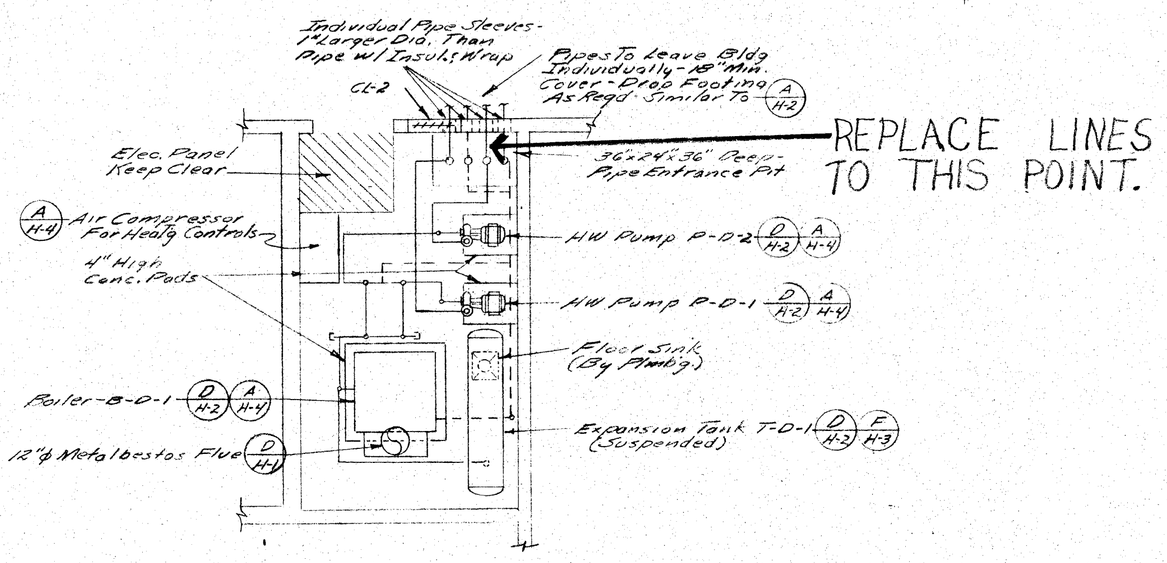

PLAN - HEATER RM.
SCALE 1/4" = 1'-0"

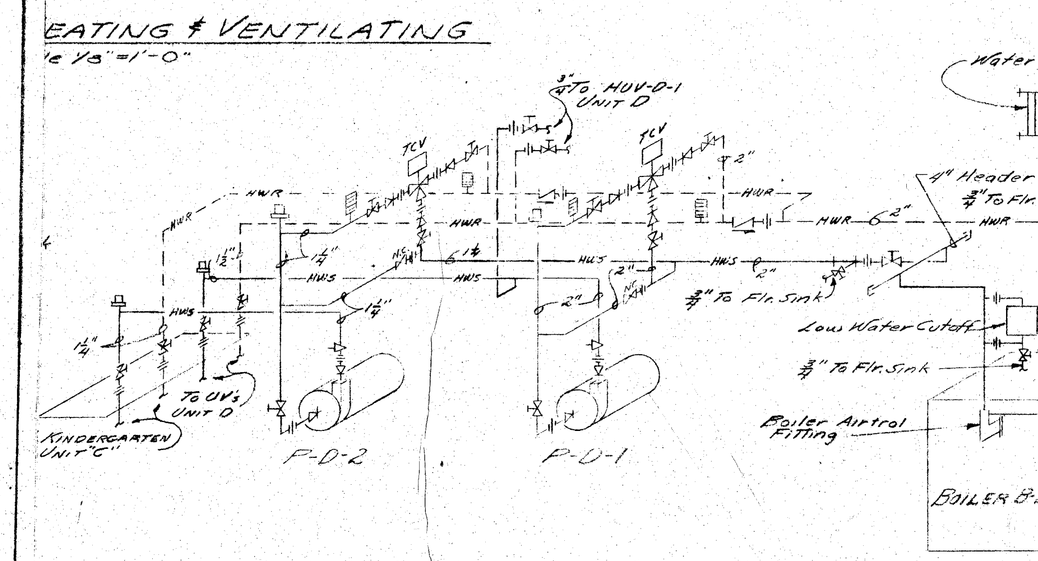

SCHEMATIC DIAGRAM - BOILER PIPIN

HEATING & VENTILATING PLA

CHECK AND VERIFY ALL DIMENSIONS AND CONDITIONS AT JOB SITE BEFORE PROCEEDING WITH THE WORK. REPORT ANY DISCREPANCIES TO THE ARCHITECT.

MARK	DATE	REVISIONS
1		AS BUILT
2		
3		
4		
5		

OFFICE OF SUPERINTENDENT OF SCHOOLS
APPROVED
DATE

STATE OF CALIFORNIA
DEPARTMENT OF PUBLIC WORKS
DIVISION OF ARCHITECTURE

STATE OF CALIFORNIA — DEPARTMENT OF PUBLIC WORKS
DIVISION OF ARCHITECTURE
APPROVED JUN 6 - 1958
APPLICATION NO.

BAKERSFIELD CITY SCHOOL DISTRT.
BAKERSFIELD CALIFORNIA
BOARD OF EDUCATION

APPROVED BY BOARD OF EDUCATION BAKERSFIELD CITY SCHOOL DISTRICT
JUN 3 1958
SUPERINTENDENT OF SCHOOLS AND EXECUTIVE OFFICER

HOWARD F. McCANDLESS
CONSULT. MECH. ENGINEER
Tel. Ambert 8-4038 Reg. No. 2833
2016 MERCED ST., FRESNO, CALIF.
DATE

DATE JUN 4 1958
DRAWN
CHECKED

ERNEST L. McCOY A.I.A. ARCHITECT
2811 H STREET
BAKERSFIELD
PHONE FA. 4-9851
CALIFORNIA

C-335
JOB No. 57-23