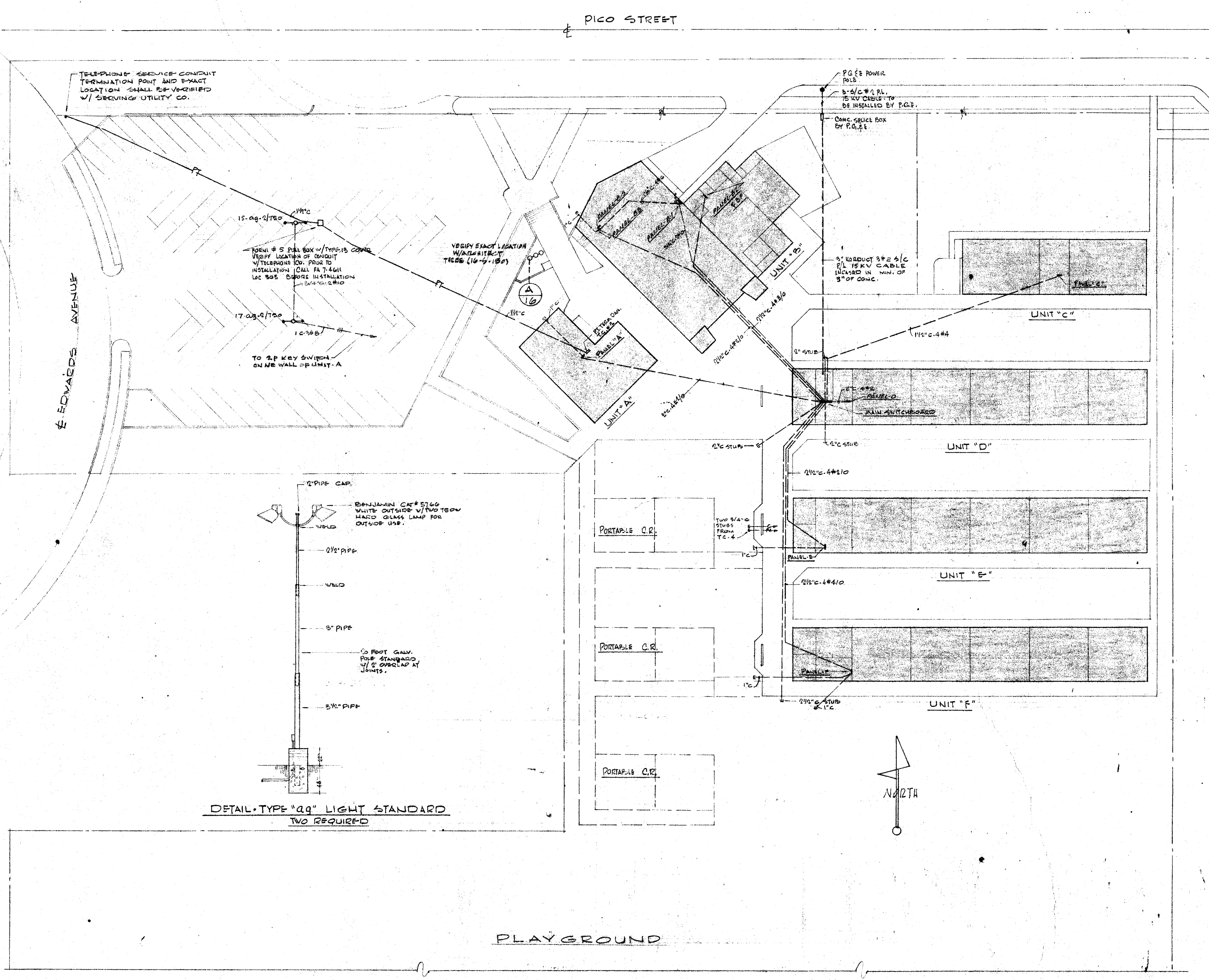

DETAIL · TYPE "aq" LIGHT STANDARD
TWO REQUIRED

PLOT PLAN
SCALE — 1/32" = 1'-0"

7-P. 200

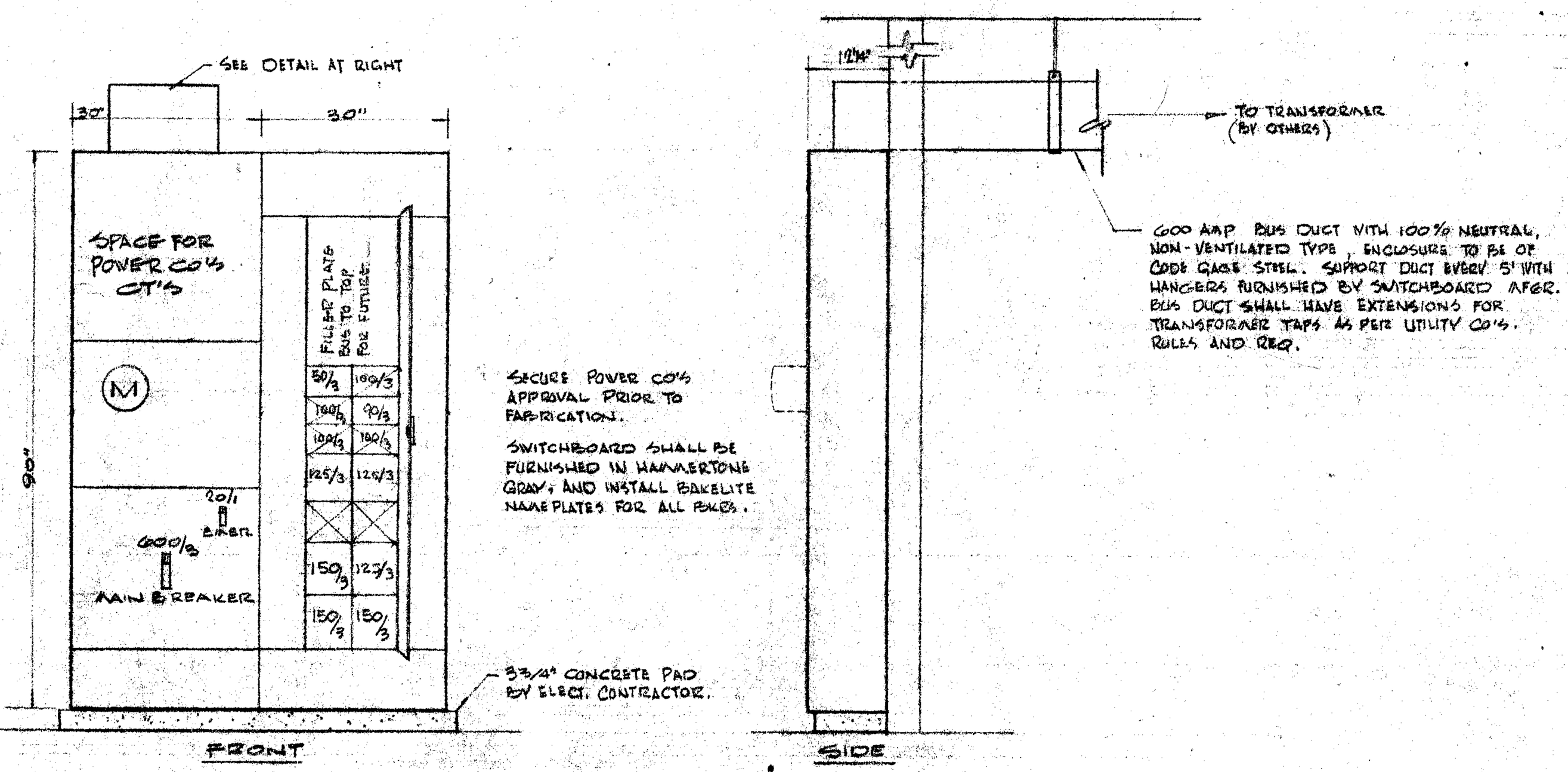

DETAIL · MAIN SWITCHBOARD
SCALE — 1/2" = 1'-0"

GENERAL NOTES

1. THE ELECT. CONTRACTOR SHALL VERIFY EXACT LOCATION & DISPOSITION OF ALL MECH. EQUIPMENT AND CONTROL WIRING WITH MECH. CONTRACTOR, AND SEE MECH CONTROL WIRING DIAG.
2. THIS CONTRACTOR IS RESPONSIBLE FOR THE HOOK UP OF ALL KITCHEN EQUIPMENT
3. ELECTRICAL CONTRACTOR SHALL PROVIDE DISCONNECTS (WP AS REQUIRED) FOR ALL MOTORS

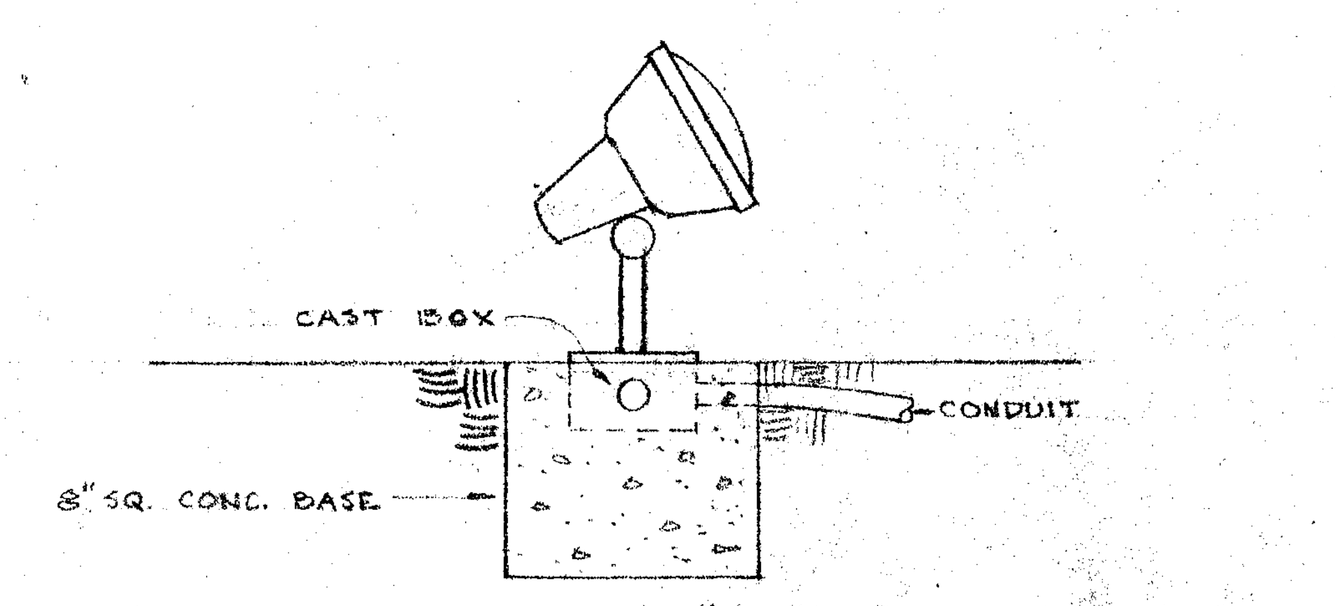

DETAIL - TYPE "S" FIXTURE MTG
THREE REQ'D

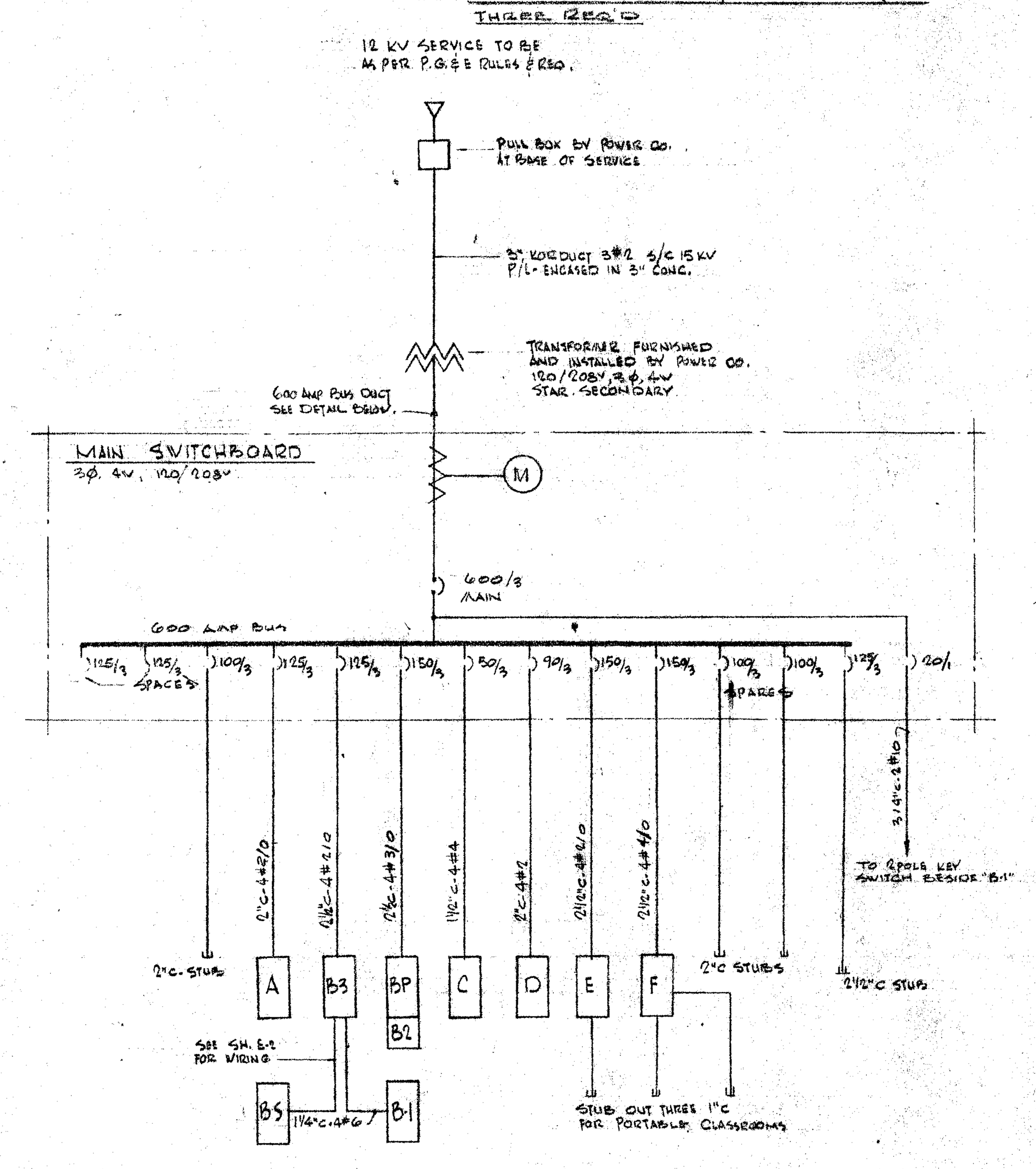

LINE DIAGRAM · RISER & FEEDER SCHEDULE

FIXTURE SCHEDULE

TYPE	DESCRIPTION	LAMP	MT'D.
a	DAYBRITE CAT. # 4X1091 LUMATEX	10/40 T12 RS	SEE DETAIL
b	KIRLIN CAT # 1511 w/ 4-11/16 J BOX	150 IF	FLUSH
c	SOLAR CAT # 3437	2/100 IF	CEILING
d	SOLAR CAT # 3456	2/75 IF	CEILING
e	BENJAMIN CAT # 2661B	150/200 IF	STEM 4'-10"
f	ART METAL CAT # 3384	3/100 IF	CEILING
g	PRESCOLITE CAT # WB 2-2 S.C.	2/40 IF	BKT.
k	DAYBRITE CAT # 4X4895	8/40 T12 RS	CEILING
m	CROUSE HINDS CAT. # ARE-31 w/ OPAL GLOBE	100 IF	CEILING
n	PRESCOLITE CAT # WB 24 S.C.	100 IF	BKT.
p	DAYBRITE CAT # 2X4499	4/40 T12 RS	CEILING
s	STONCO CAT # 40K - GREEN	150 PAR 38 FL	SEE DETAIL
t	MARCO CAT. # J8-146 CHROME	200 IF	FLUSH
v	CROUSE HINDS CAT. # VC1159 w/ OPAL GLOBE	100 IF	IN HOOD
w	MARCO CAT # J556-2" m.b.	100 IF	RECESSED
x	PRESCOLITE CAT. # RE4	2/25 IF	FLUSH
aa	PRESCOLITE CAT. # B44-2 S.C.	2/150 R40 FL	OB
ab	PRESCOLITE CAT # 93	100 IF	FLUSH
ad	MARCO CAT. # AJ-36	150 PAR 38 SP	FLUSH
ag	BENJAMIN TWO CAT # 5766	2/750	SEE DETAIL
af	STONCO CAT. # 41532-E ATT'D. ABOVE FS ROOF	2/200 PAR 46 FL	ON ROOF SEE DETAIL
ae	MILLER CAT # S 440-RS	4/40W T12 RS	AS NOTED ON PLAN

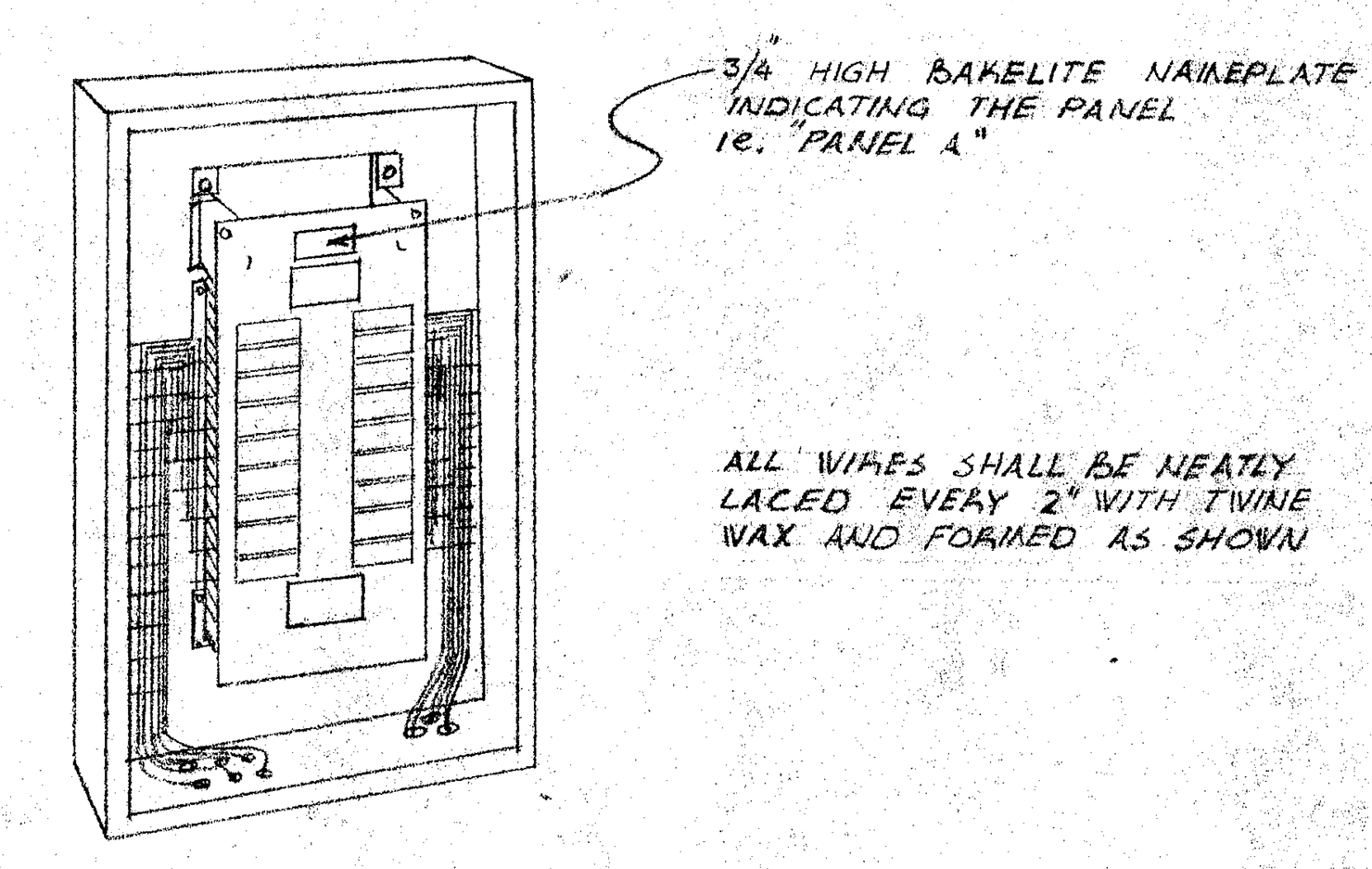

TYPICAL PANEL WIRING METHOD
NO SCALE

EARTHQUAKE PROOFING ELECTRIC LIGHTING FIXTURES

IF THE FIXTURE WEIGHS MORE THAN 6 POUNDS OR EXCEEDS 16 INCHES IN DIAMETER, IT SHALL NOT BE SUPPORTED ON THE SCREW-SHELL OF THE LAMP HOLDER. IF IT WEIGHS MORE THAN FIFTY (50) POUNDS IT SHALL BE SUPPORTED INDEPENDENTLY OF THE OUTLET BOX.
FOR THREE (3) FING FIXTURES WITH HOOKS, THE HOOKS SHALL BE TWISTED CLOSED.
THE FIXTURE SHALL BE SUCH THAT IT CAN SWING HORIZONTALLY IN ANY DIRECTION TEN DEGREES (10°) FROM THE VERTICAL FOR STEEL AND FIFTEEN (15°) FROM THE VERTICAL FOR POT METAL OF ALUMINUM.

ELECTRICAL SYMBOLS

- FIXTURE ON NITE-LITE
- HOME RUN
- DISTRIBUTION PANEL
- CEILING OUTLET
- WALL BRACKET OUTLET
- FLUSH UNIT
- NATIONAL #800 FLOOR OUTLET & #80866
- CONVENIENCE OUTLET
- SPECIAL OUTLET
- CLOCK OUTLET
- P.A. SPEAKER OUTLET
- FIRE ALARM STATION
- JUNCTION BOX
- INTERPHONE
- SWITCH
- 3-WAY SWITCH
- KEY SWITCH
- CONDUIT RUN IN CEILING
- CONDUIT RUN IN FLOOR
- PUBLIC TELEPHONE
- MOTOR OUTLET AND DISCONNECT SWITCH
- TERMINAL CABINET
- PORCELAIN SOCKET RECEPTACLE (PULL SWITCH)
- WATERPROOF OUTLET
- 2 — CIRCUIT NUMBER
- a — FIXTURE TYPE
- 500 — WATTAGE
- PROGRAM GONG
- PT. CONDUIT
- CLOCK CONDUIT
- P.A. CONDUIT
- FIRE ALARM CONDUIT
- SIMLINE UNIT
- INTERPHONE CONDUIT
- PT. FLOOR OUTLET NATIONAL #800+806C
- INTERPHONE FLOOR OUTLET NATIONAL #800+806C
- MIKE OUTLET FLUSH IN FLOOR
- FLUSH FLOOR OUTLET NATIONAL #800+806
- JANITORS CALL UNIT
- SWITCH W/PILOT LITE

CODE RULES & SAFETY ORDERS

ALL WORK AND MATERIALS SHALL BE IN FULL ACCORDANCE WITH THE LATEST RULES OF THE NATIONAL BOARD OF FIRE UNDERWRITERS, AND LOCAL OR STATE ORDINANCES, THE STATE OF CALIFORNIA INDUSTRIAL ACCIDENT COMMISSION'S SAFETY ORDERS, REGULATIONS OF THE STATE FIRE MARSHAL, AND WITH ANY PREVAILING RULES AND REGULATIONS PERTAINING TO ADEQUATE PROTECTION AND/OR GUARDING OF ANY MOVING PARTS OR OTHERWISE HAZARDOUS LOCATIONS. WORK SHALL CONFORM TO THE NATIONAL ELECTRIC CODE. NOTHING IN THESE PLANS OR SPECIFICATIONS IS TO BE CONSTRUED TO PERMIT WORK NOT CONFORMING TO THESE CODES.

SCHEDULE OF DRAWINGS

SHEET No.	DESCRIPTION
E-1	PLOT PLAN
E-2	UNITS "A" & "B"
E-3	UNIT "B" KITCHEN POWER LAYOUT
E-4	UNITS "C" & "D"
E-5	UNITS "E" & "F"

OFFICE OF SUPERINTENDENT OF SCHOOLS
APPROVED
DATE

STATE OF CALIFORNIA
DEPARTMENT OF PUBLIC WORKS
DIVISION OF ARCHITECTURE

STATE OF CALIFORNIA — DEPARTMENT OF PUBLIC WORKS
DIVISION OF ARCHITECTURE
17220 APPROVED JUN 6 - 1958

APPROVED BY BOARD OF EDUCATION
APPROVED | DATE APR 14 1958

CHECK AND VERIFY ALL DIMENSIONS AND CONDITIONS AT JOB SITE BEFORE PROCEEDING WITH WORK. REPORT ANY DISCREPANCIES TO THE ARCHITECT.

MARK	DATE	REVISIONS
1		
2		
3		
4		
5		

EDWARD LOWE
ELECTRICAL ENGINEER
CAL. REG. NO. 1754
BAKERSFIELD, CALIFORNIA

DATE
DRAWN
CHECKED

ERNEST L. McCOY A. I. A. ARCHITECT
2811 H STREET
BAKERSFIELD
PHON: FA 4-8851
CALIFORNIA
C-335
JOB No.

PICO STREET SCHOOL
PICO STREET AND EDWARDS AVE.
BAKERSFIELD CALIFORNIA

SHEET No.
E·1
OF 5 SHEETS