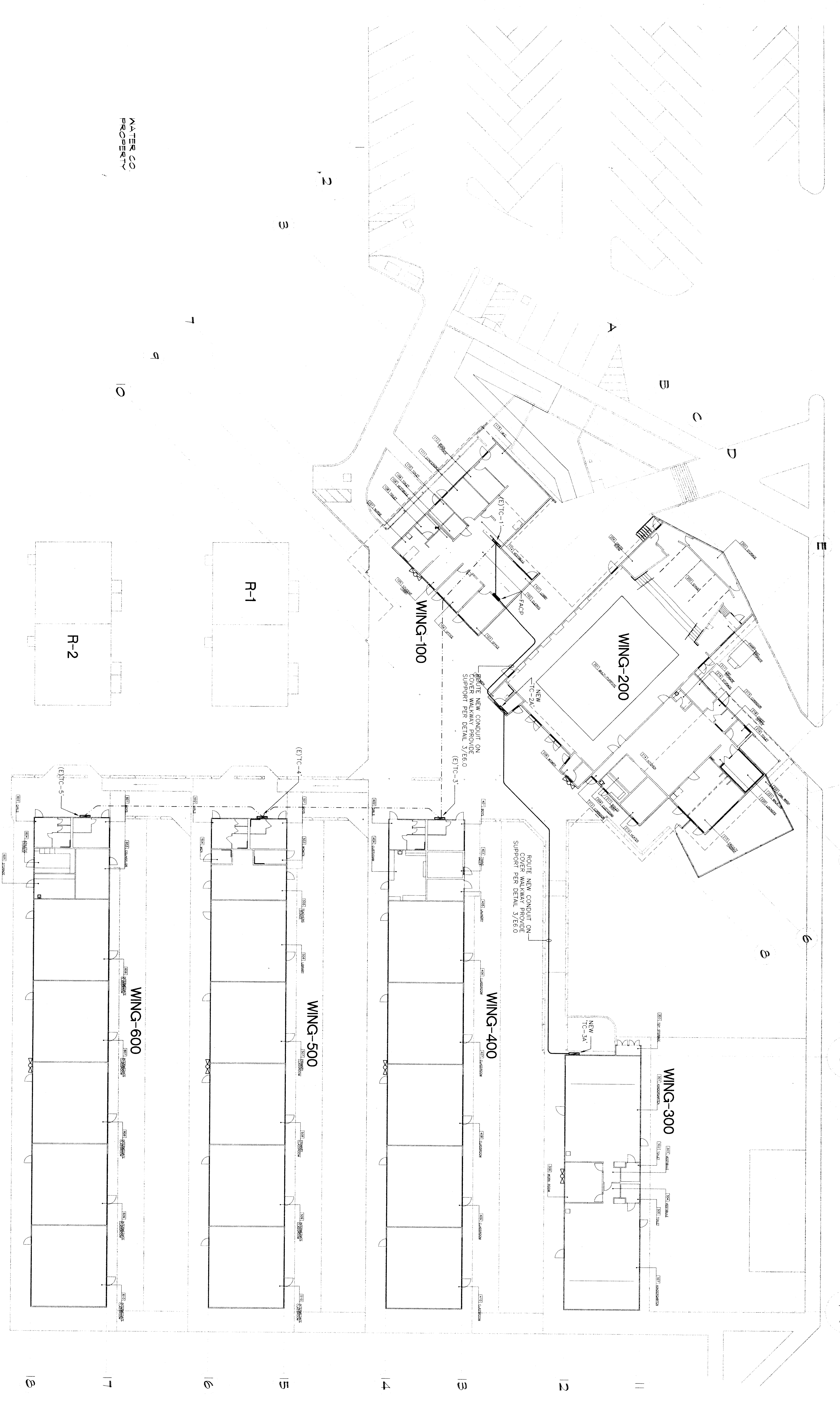


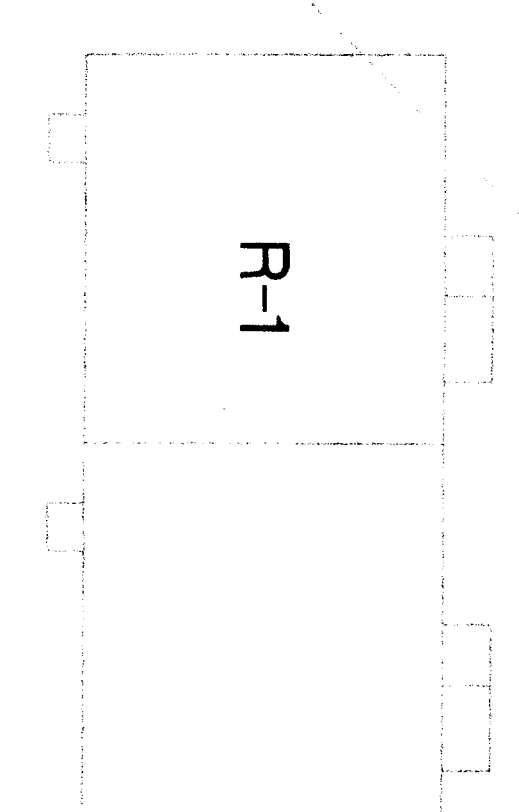
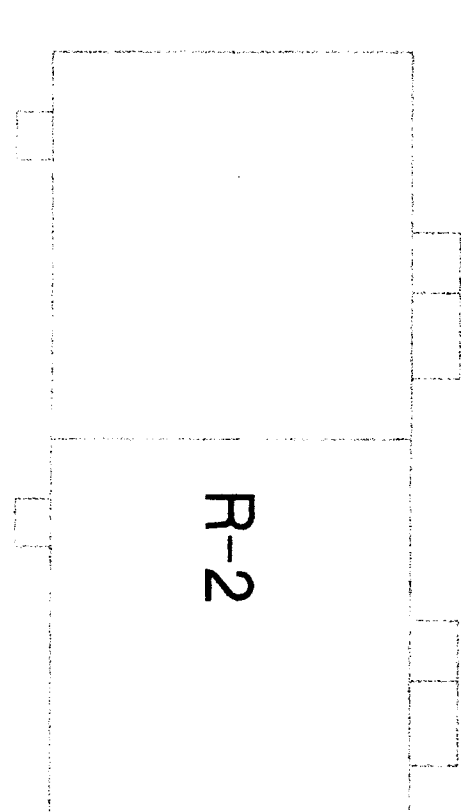



PICO AVE.



WATER CO  
PROPERTY



**NOTE:**  
FOR WIRING/CONDUIT SIZE &  
QUANTITY REFER TO SINGLE  
LINE DIAGRAM SHEET ES.1


49. Refer to Electrical Drawing ES.0, Fire Alarm Site Plan, for details. All wiring has been expanded to include a fully automatic detection system. Refer to Drawings ES.0, ES.1, ES.2, ES.3, ES.4, and ES.5 for expanded scope, as attached to this addendum.

**FIRE ALARM SITE PLAN**

**FIRE ALARM COMPLETE  
PLAN SUBMITTAL**

SCALE: 1/8" = 1'-0"

**SCA**  
1301 L Street  
Bakersfield, CA 93301  
(805) 321-1037



**PREPARED BY**  
James W. Gordon, Electrical Engineer  
E.E. #45101  
466 W. Railroad Ave., Suite 106  
Fresno, California 93711  
(209) 432-4490 / (209) 432-4494 fax

**REGISTERED PROFESSIONAL ENGINEER**  
JAMES W. GORDON  
ELECTRICAL ENGINEER  
NO. 45101  
DATE: 05/20/06  
FILE: 15-6

**RUTH HARDING SCHOOL  
MODERNIZATION**  
3201 PICO ST.  
FOR  
**BAKERSFIELD CITY SCHOOL DISTRICT**  
BAKERSFIELD, KERN COUNTY, CALIFORNIA

**FIRE ALARM  
SITE PLAN**

**REVISIONS**

MARK	DATE	REVISIONS
△	8-6-03	ENTIRE SHEET
△		
△		
△		

**5.0**  
SHEET 5 OF 5

**957**  
DRAWN BY: CA  
CHECKED BY: DPA  
DATE: 04-27-06