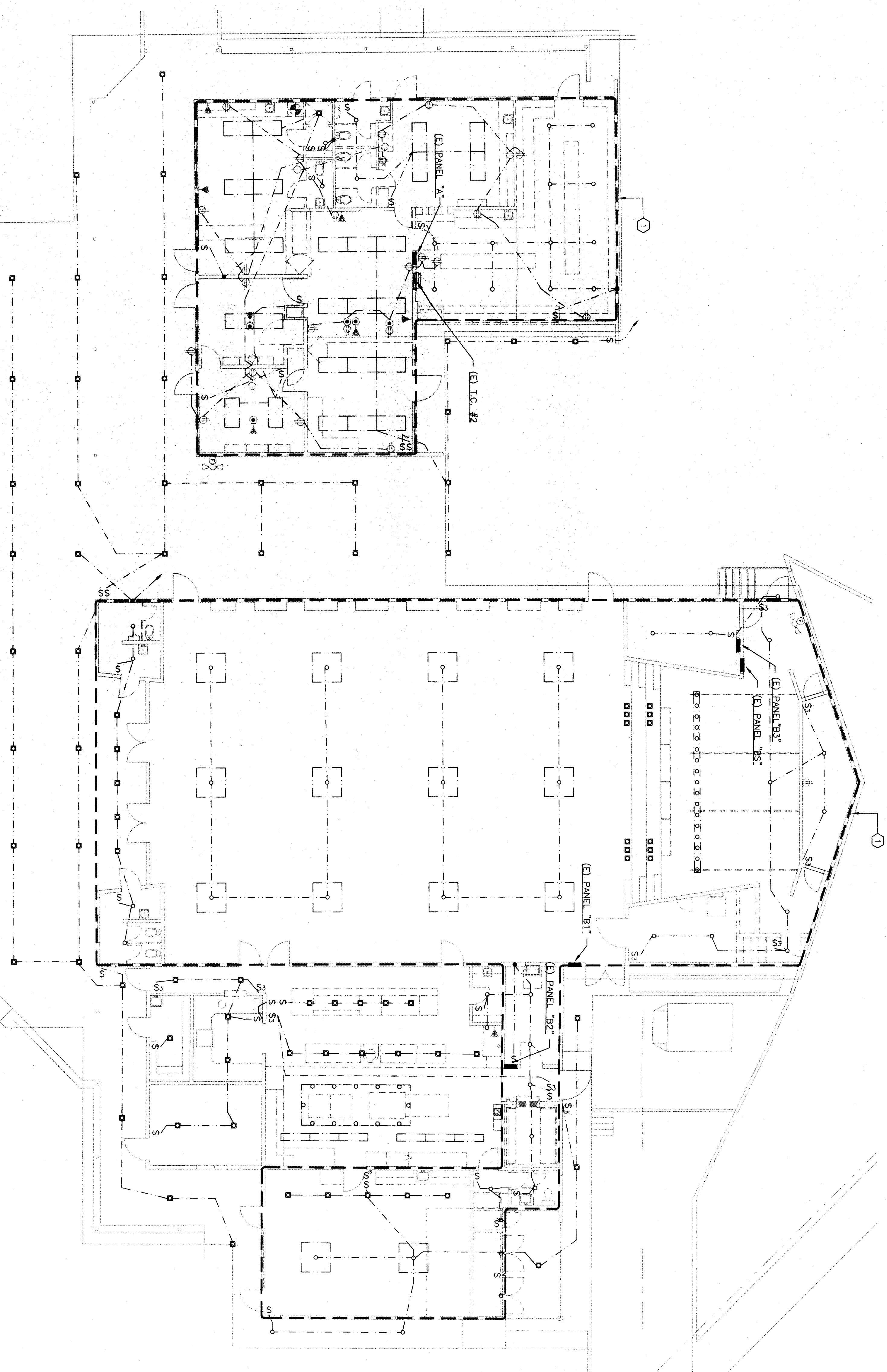


BUILDING 'A' AND BUILDING 'B' ELECTRICAL DEMOLITION PLAN

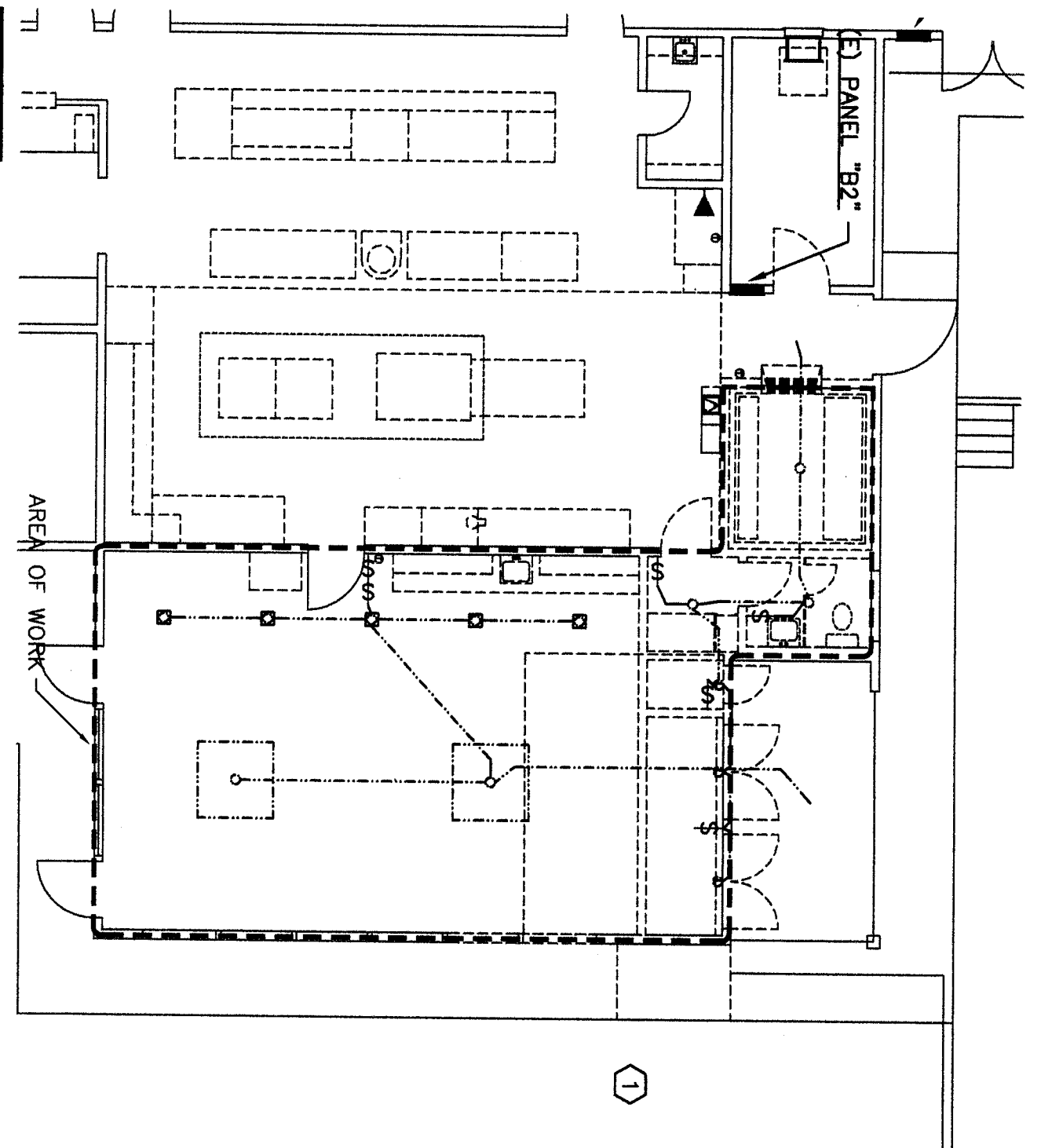


40. Refer to Electrical Drawing E2.0, Buildings 'A', and 'B' Demolition Plan.
a. REVISE:
#10
#11
Area of demolition in Buildings 'A' and 'B' shall be reduced as indicated in addendum drawing ADE-01 and ADE-02. Areas outside of work shall be removed as indicated. Temporary connections shall be made to maintain continuity of circuits effected by demolition.



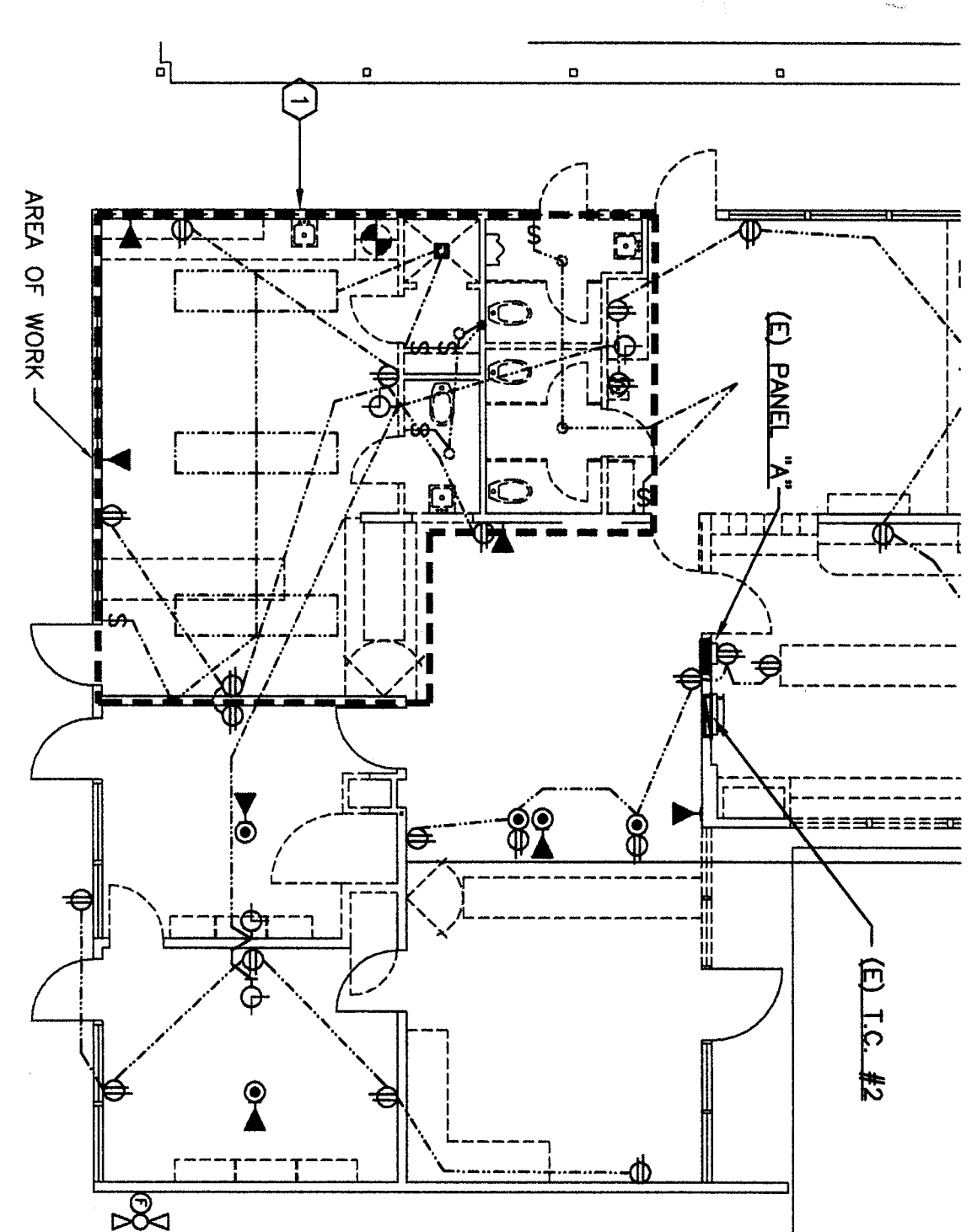
BUILDING 'B' PARTIAL LIGHTING PLAN

SCALE: 1/8" = 1'-0"

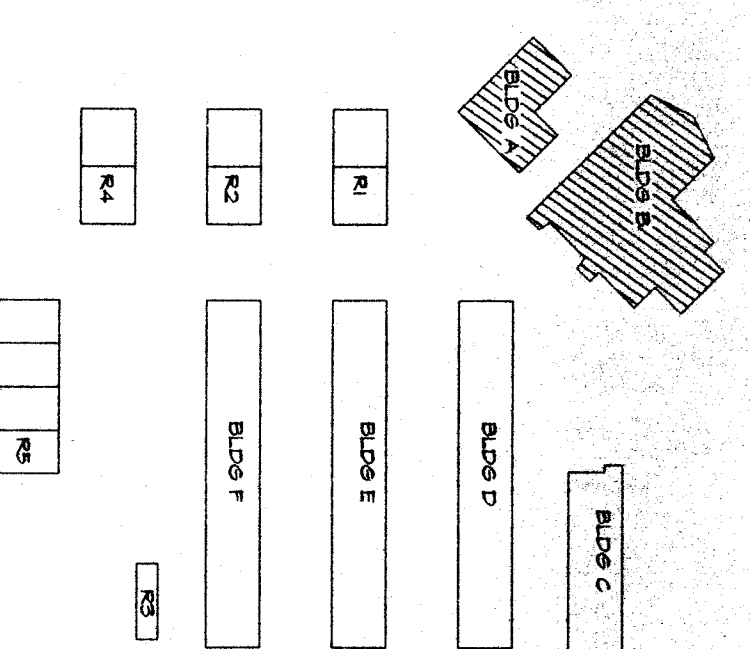


BUILDING 'A' PARTIAL LIGHTING PLAN

SCALE: 1/8" = 1'-0"



KEY PLAN



REFERENCE NOTES
1. EXISTING FIXTURES TO BE REMOVED ALONG WITH ANY CONDUIT, CONDUCTORS AND BOXES NOT BEING REUSED.

ADDENDUM #01

DATE	02/27/13
BY	154
REVISION	
DESCRIPTION	

ADDENDUM #02

DATE	03/27/14
BY	154
REVISION	
DESCRIPTION	

ADDENDUM #01

DATE	02/27/13
BY	154
REVISION	
DESCRIPTION	

ADDENDUM #02

DATE	03/27/14
BY	154
REVISION	
DESCRIPTION	

BLDG. 'A' & 'B' ELECTRICAL DEMOLITION PLAN

RUTH HARDING SCHOOL MODERNIZATION
3201 PICO ST.
FOR
BAKERSFIELD CITY SCHOOL DISTRICT
BAKERSFIELD, KERN COUNTY, CALIFORNIA

SCARPHITTO & SONS
1101 L Street
Bakersfield, CA 93301
(805) 837-1082

PROFESSIONAL ENGINEER
No. 0101
Date: 03/27/14
Project: Ruth Harding School Modernization
City: Bakersfield, CA
State: CA
Title: PE
Signature: [Signature]

PROFESSIONAL ENGINEER
No. 0101
Date: 03/27/14
Project: Ruth Harding School Modernization
City: Bakersfield, CA
State: CA
Title: PE
Signature: [Signature]

DATE: 03/27/14
DRAWN: [Name]
CHECKED: [Name]

20

3 OF 14 SHEETS