
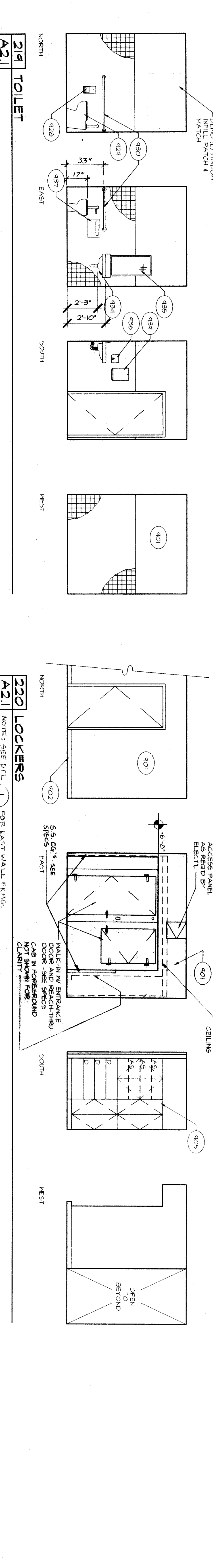
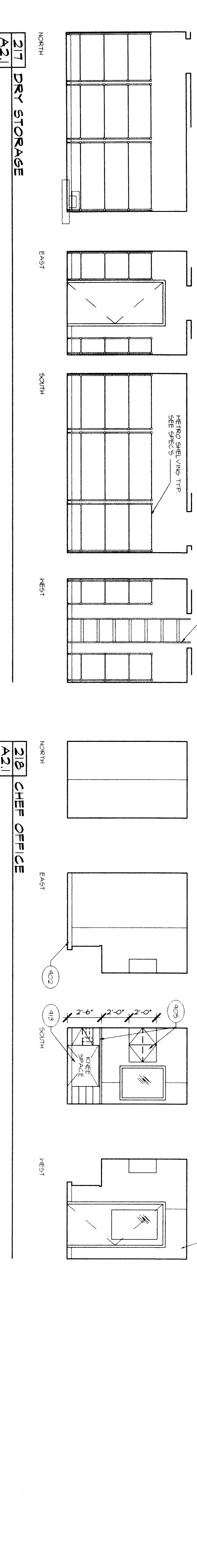
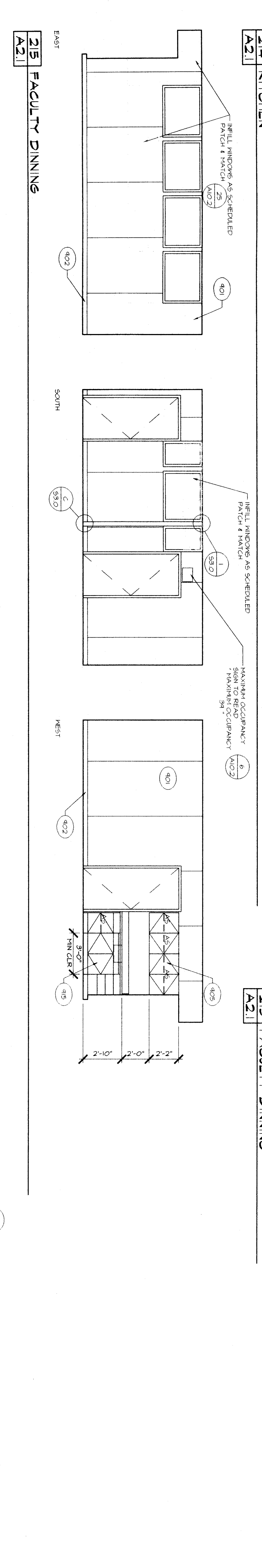
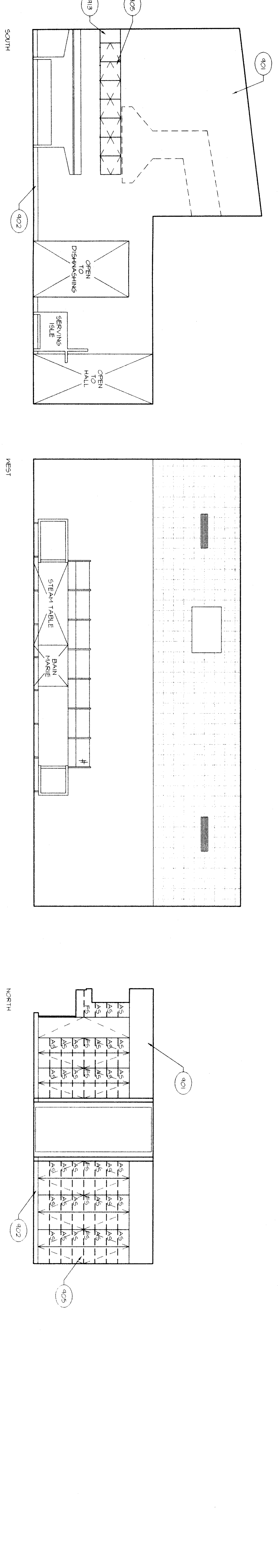
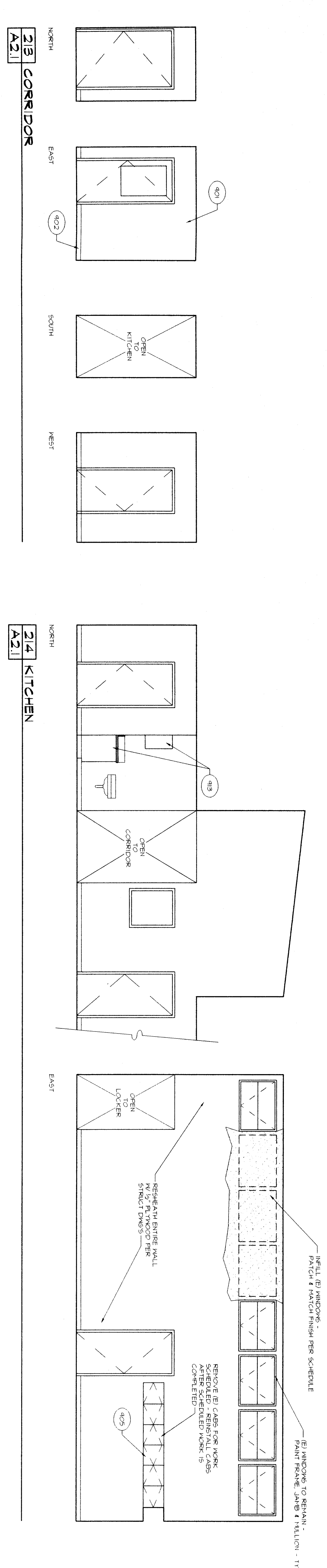


KEYNOTES

- (40) WALL FIN - SEE R/FN SCH
- (41) BASE - SEE R/FN SCH
- (42) CABINET - SEE R/FN SCH
- (43) COUNTER TOP EDGES - SEE R/FN SCH
- (44) RAMPING - SEE R/FN SCH
- (45) RAMPING - SEE R/FN SCH
- (46) CERAMIC TILE TOP EDGES - SEE R/FN SCH
- (47) ASYLUM SILENCING WINDOW - SEE R/FN SCH
- (48) CLOCK - SEE R/FN SCH
- (49) HANGER BOARD - 4" x 8" Hx 10' L
- (50) TACK BOARD - 4" x 4" Hx 10' L
- (51) PERIODICAL RACK
- (52) PROTECTION SCREEN
- (53) FINISHED BASE PANEL TO LOCKER
- (54) SINK - SEE R/FN SCH
- (55) KNEE SPACE REQUIREMENTS
- (56) NOT USED
- (57) RANGE/STOVE PER SPECS - GAS OR ELEC AS NOTED ON PLANS
- (58) DISHWASHER - PER SPECS
- (59) MICROWAVE/STOVE FAN - PER SPECS
- (60) EXH FAN - PER SPECS
- (61) GARBAGE DISPOSAL - PER SPECS
- (62) TEMPERED GLASS DOOR
- (63) DOOR LOCK
- (64) DOOR AND DRAWER LOCK
- (65) HOLLOW METAL WINDOW
- (66) FILE DRAWERS W/ FILE HOLDERS & DRAWER LOCKS - 12" FIN INDEP CLR
- (67) HOLLOW METAL WINDOW
- (68) TOILET PAPER DISP - 4" x 6" Hx 10" L
- (69) TOILET PAPER DISP - 4" x 6" Hx 10" L
- (70) 1/2" DIA BAR - 48" AT
- (71) 1/2" DIA BAR - 48" AT
- (72) FINISHING WAXON DISPENSER
- (73) FINISHING WAXON DISPENSER
- (74) PAPER TOWEL DISP
- (75) LAVA/TOY & RESS - 2
- (76) HERBICIDE
- (77) SOAP DISPENSER
- (78) SEAT COVER DISPENSER
- (79) TACK BOARD - F.V. SIZE
- (80) BUCKING IN WALL FOR PAPER TOWEL DISPENSER - NC
- (81) DRINKING FOUNTAIN & RESS
- (82) SEE ALSO R/FN DWGS
- (83) SIGNAL & RESS
- (84) SOLID PLASTIC PARTITIONS
- (85) CHALK BOARD - 4' x 8' Hx 10' L AT 1'-0" TO TOP
- (86) ANGLE SUPPORT BRACKET
- (87) PROVIDE TILE MANSUET BEHIND WALLS TO WHICH THIS IS REFERRED OR AS SHOWN ON ELEVATION
- (88) DRAWER LOCK
- (89) REINSTALL (E) IN AS HIGH AS POSSIBLE
- (90) REINSTALL (E) IN WALL SHANTERS

TYPICAL NOTES

1. SOME KEY NOTES MAY NOT APPLY TO THIS SHEET. SEE OTHER ARCHITECTURAL SHEETS.
2. REFER TO FLOOR PLANS AND DOOR SCHEDULE FOR DOOR WORK.
3. REFER TO FLOOR PLANS AND WINDOW SCHEDULE FOR WINDOW WORK.
4. IN WALLS TO WHICH THIS IS REFERRED OR AS SHOWN ON ELEVATION, PROVIDE FINISHING MATERIALS AND ACCESSORIES AS NOTED ON ELEVATION. PROVIDE FINISHING MATERIALS AND ACCESSORIES AS NOTED ON ELEVATION.
5. CARRY ALL SCHEDULED BASE MATERIALS AROUND ALL CABINET TOE SPACES AND IN ALL KNEE SPACES.
6. UNLESS NOTED OTHERWISE ALL CABINET SHELVING SHALL BE ADJUSTABLE.
7. UNLESS NOTED OTHERWISE ALL CABINETS SHALL BE FINISHED.
8. REFER TO MECHANICAL DWGS FOR ADDITIONAL SCOPE OF WORK AND MECHANICAL ACCESSORIES LOCATIONS.
9. ELECTRICAL ACCESSORIES AND ADDITIONAL SCOPE OF WORK AND ELECTRICAL ACCESSORIES LOCATIONS SHALL BE SHOWN ON ELEVATION.
10. OWNER TO PROVIDE TOILET ACCESSORIES NOTED AS N.I.C. CONTRACTOR SHALL INSTALL.



**RUTH HARDING SCHOOL
MODERNIZATION**
3201 PICO AVE.
FOR
BAKERSFIELD CITY SCHOOL DISTRICT
BAKERSFIELD, KERN COUNTY, CALIFORNIA

**INTERIOR
ELEVATIONS**

MARK	DATE	REVISIONS
△		
△		
△		
△		
△		