ELECT. PANEL·LA

277/480V 3Ø 4W
SURF. MOUNTED

CIRC. NO.	BREAKER AMP.	BREAKER POLE	REMARKS	WATT A	WATT B	WATT C
1	40	3	A.C. UNIT	4100		
2	40	3		4100		
3					4100	
4					4100	
5						4100
6						4100
7	40	3		4100		
8	40	3		4100		
9					4100	
10					4100	
11						4100
12						4100
13	40	3		4100		
14	20	2		1940		
15					4100	
16					1940	
17						4100
18	30	3	SUBFEED PNL 'LD'			
19	20	3	SUBFEED PNL 'LB'	8320		
20				1870		
21					10920	
22						
23						8320
24	20		LIGHTS			3456
25			EXIT LIGHTS	300		
26			LIGHTS	2304		
27			SPARE			
28						
29						
30						
31			SPACE			
32						
33						
34						
35						
36						
TOTAL WATT:				31024	32360	32256

TOTAL CONNECTED LOAD: 101KW MAX. AMP/Φ: 127 A
MAINS: 200A/3P CIRC. BRK.
FEEDER: 2½" C - 4#4/0 (CU THW)

ELECT. PANEL·LD

277/480V 3Ø 4W
SURF MOUNTED

CIRC. NO.	BREAKER AMP.	BREAKER POLE	REMARKS	WATT A	WATT B	WATT C
1	20	1	LIGHTING	1870		
2			SPARE			
3			SPACE			
4						
5						
6						
7						
8						
9						
10						
11						
12						
TOTAL WATT:				1870		

TOTAL CONNECTED LOAD: 2KW MAX. AMP/Φ: 7A
MAINS: 50A/3P CIRC. BRKR.
FEEDER: 1"C - 4#8 (CU THW)

ELECT. PANEL·LB

277/480V 3Ø 4W
SURF. MTD.

CIRC. NO.	BREAKER AMP.	BREAKER POLE	REMARKS	WATT A	WATT B	WATT C
1	40	3	A.C. UNIT	4160		
2	40	3		4160		
3					4160	
4					4160	
5						4160
6						4160
7	20	1	SPARE			
8						
9			LIGHTS		2600	
10			SPACE			
11						
12						
TOTAL WATT:				8320	10920	8320

TOTAL CONNECTED LOAD: 28 KW MAX. AMP/Φ: 40A
MAINS: 80 A/3P CIRC BRKR.
FEEDER: 1½"C - 4#4 (CU THW)

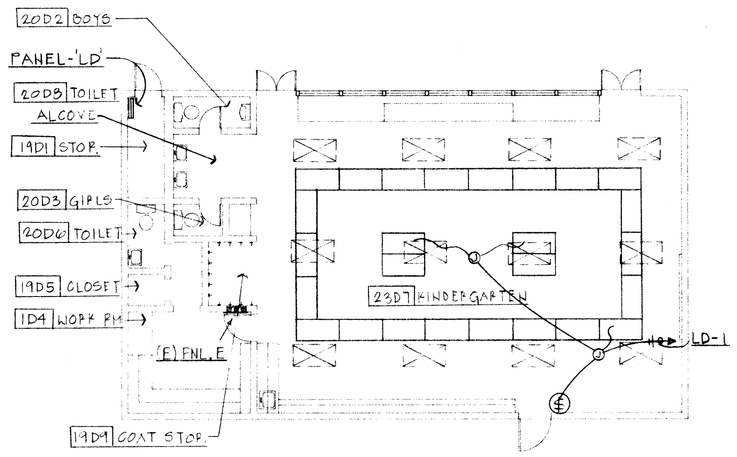

NOTE
SEE SHEET E-2 FOR LIGHT FIXTURE TYPE.

BUILDING D

N

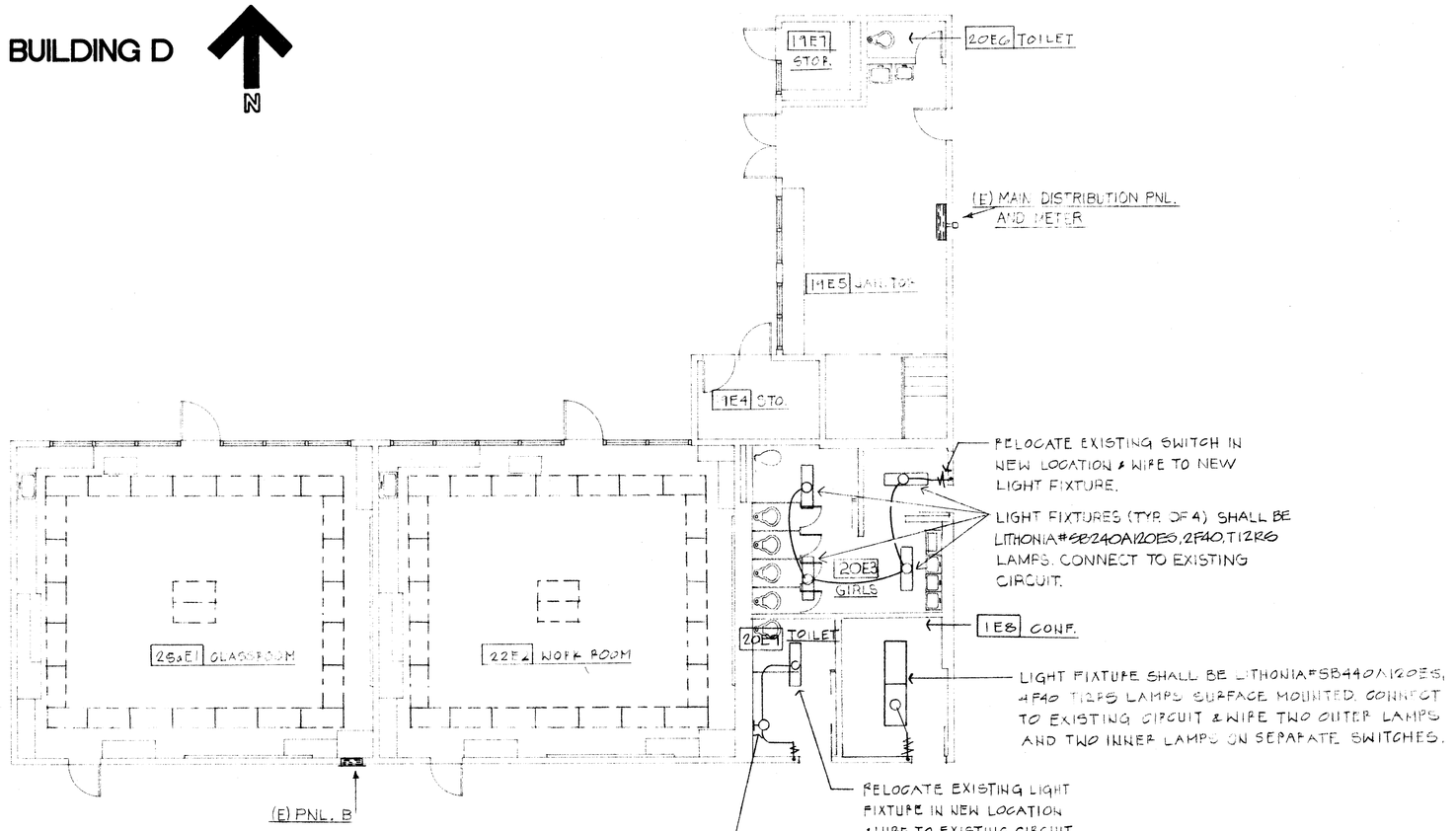

BUILDING E

N

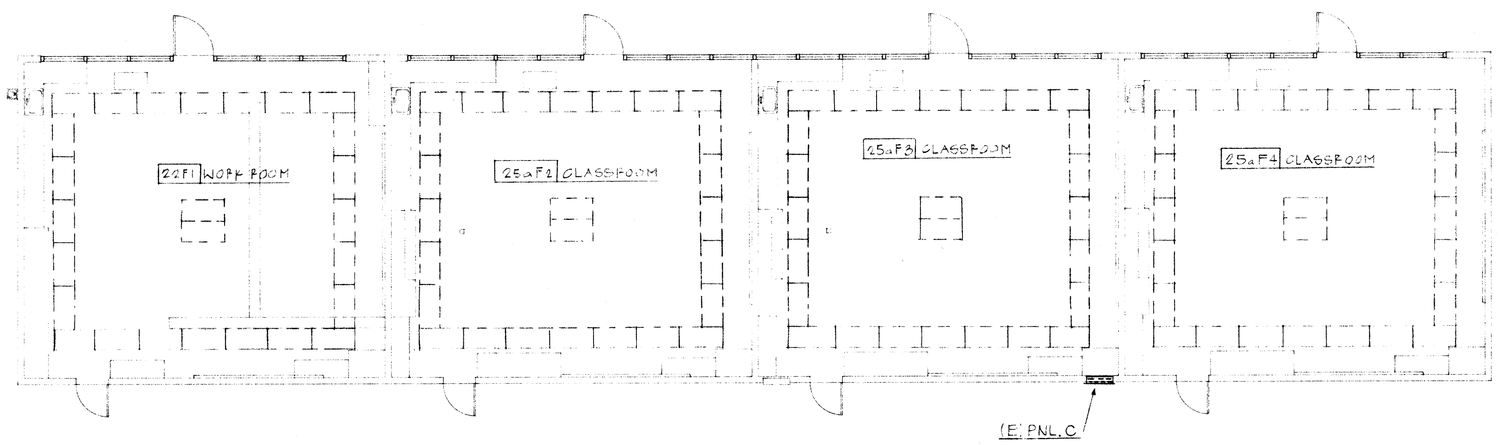

BUILDING F

N

IDENTIFICATION STAMP
Department of General Services
Office of the State Architect

RENFRO RUSSELL & ASSOCIATES

Architecture • Engineering • Interior Design/Space Planning

Donald W. Renfro AIA C 5283
Mark E. Russell AIA C 13726

4800 Stockdale Highway, Suite 304 Bakersfield, California 93309 (805) 327-7075

CONSULTANTS

EUGENE WU
CONSULTING ELECTRICAL ENGINEER
337 N. BLACKSTONE AVE., FRESNO, CALIF.
TELEPHONE (209) 264-4881

PROJECT

BAKERSFIELD CITY SCHOOL DISTRICT

FRANKLIN ELEMENTARY SCHOOL MODERNIZATION

THE ABOVE DRAWINGS AND SPECIFICATIONS AND IDEAS, DESIGNS AND ARRANGEMENTS REPRESENTED THEREBY ARE AND SHALL REMAIN THE PROPERTY OF THE ARCHITECT AND NO PART THEREOF SHALL BE COPIED, DISCLOSED TO OTHERS OR USED IN CONNECTION WITH ANY WORK OR PROJECT OTHER THAN THE SPECIFIED PROJECT FOR WHICH THEY WERE PREPARED, AND DATE WRITTEN WITHOUT THE WRITTEN CONSENT OF THE ARCHITECT. SUBMITTAL OF THESE DRAWINGS OR SPECIFICATIONS SHALL CONSTITUTE CONCLUSIVE EVIDENCE OF ACCEPTANCE OF THESE RESTRICTIONS.

WRITTEN DIMENSIONS ON THESE DRAWINGS SHALL HAVE PRECEDENCE OVER SCALED DIMENSION. CONTRACTOR SHALL VERIFY AND BE RESPONSIBLE FOR ALL DIMENSIONS AND CONDITIONS ON THE JOB AND THIS OFFICE MUST BE NOTIFIED OF ANY VARIATIONS FROM THE DIMENSIONS AND CONDITIONS SHOWN BY THESE DRAWINGS. SHOP DETAILS MUST BE SUBMITTED TO THIS OFFICE FOR APPROVAL BEFORE PROCEEDING WITH FABRICATION.

KEY PLAN

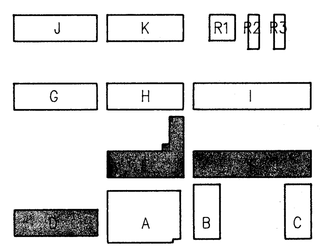

BAKERSFIELD CITY SCHOOL DISTRICT
BOARD OF EDUCATION

DATE	APPROVED

DATE	ISSUED FOR
9-3-91	BIDDING

DATE	REVISIONS

SHEET TITLE

ELECTRICAL LIGHTING PLANS BUILDINGS D,E,F

APPROVED/ARCHITECT Tommy W. Thornton
CHECKED E.W. DATE 8-1-89
DRAWN BY W.I. PROJECT NO. 86-216 FK

SHEET NUMBER 86216ME21C8

E-3

OF 8 SHEETS