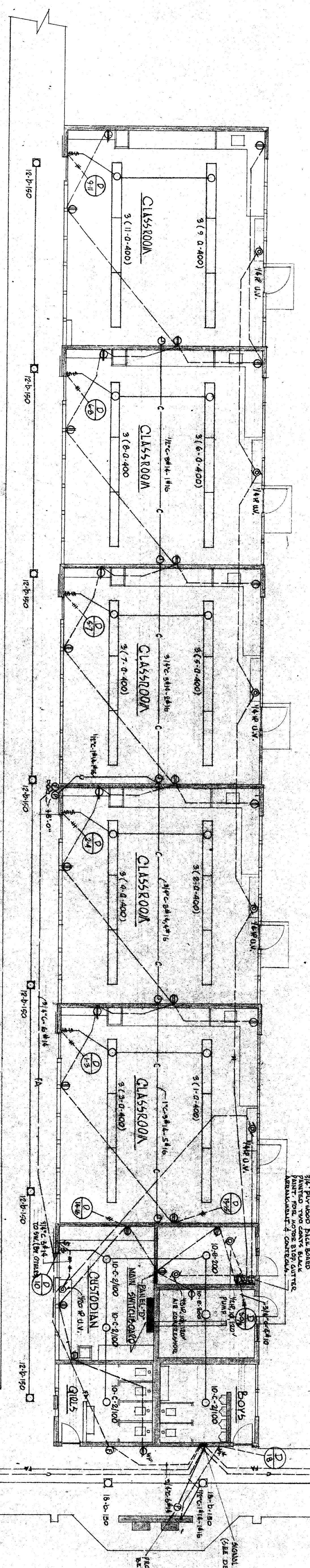
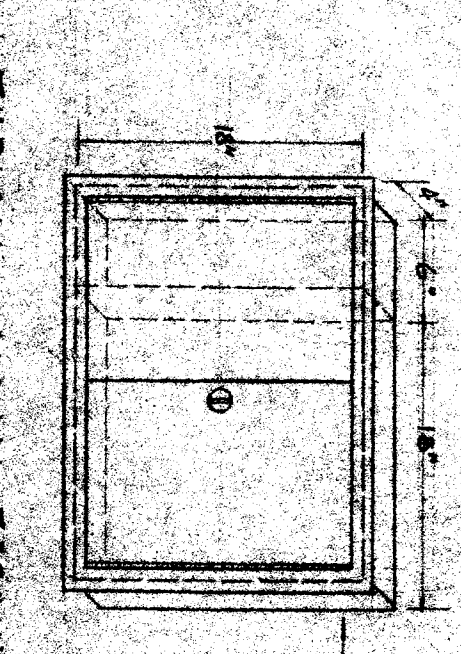


FLOOR PLAN OF UNIT "C" ELECTRICAL LAYOUT  
SCALE 1/8" = 1'-0"

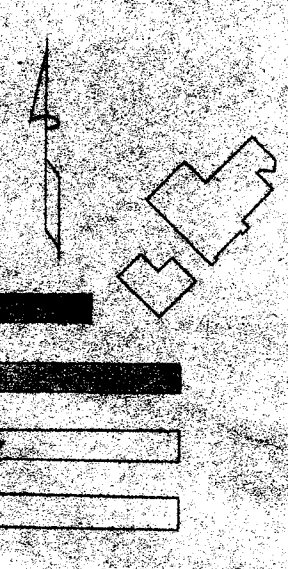
NOTE:  
SEE SHEET E-2  
FOR TYPE OF FUTURE  
ROUTING.



FLOOR PLAN OF UNIT "D" ELECTRICAL LAYOUT  
SCALE 1/8" = 1'-0"



TYPICAL SIGNAL TERMINAL CABINET  
SCALE 1/4" = 1'-0"



OFFICE OF SUPERINTENDENT OF SCHOOLS  
STATE OF CALIFORNIA  
DEPARTMENT OF PUBLIC WORKS  
DIVISION OF ARCHITECTURE

BAKERSFIELD CITY SCHOOL DIST  
BAKERSFIELD, CALIFORNIA  
BOARD OF EDUCATION

APPROVED	DATE	REVISION	DATE	REVISION	DATE	REVISION

EDWARD LOWE  
 ELECTRICAL ENGINEER  
 200 SOUTH BROADWAY  
 BAKERSFIELD, CALIFORNIA

ERNEST L. MCCOY A.I.A. ARCHITECT  
 1011 H STREET  
 BAKERSFIELD, CALIFORNIA

BENTON PARK SCHOOL  
 WILSON ROAD & BENTON STREET  
 BAKERSFIELD, CALIFORNIA

SHEET NO. E-3  
 OF 4 SHEETS