

KEYNOTES

- 1 EXISTING WATER CLOSET TO BE REMOVED. CAP PIPING BEHIND FINISH SURFACES. SEE 1/4" PLAN FOR NEW WATER CLOSET LOCATION AND PIPING.
- 2 EXISTING URINAL TO BE REMOVED. CAP PIPING BEHIND FINISH SURFACES.
- 3 EXISTING LAVATORY TO BE REMOVED. SCRUBBED CLEAN AND RESET IN THE SAME LOCATION AFTER ALL ARCHITECTURAL WORK HAS BEEN COMPLETED. MOUNT AT HANDICAP HEIGHT. PROVIDE NEW 1/2" NEW P-TRAP, TRAP ARM, WATER STOP AND SUPPLY. CONNECT TO EXISTING PIPING IN WALL AS REQ'D FOR HANDICAP HEIGHT.
- 4 (E) WATER CLOSET TO BE REMOVED. CAP PIPING BEHIND FINISH SURFACES.
- 5 EXISTING DRINKING FOUNTAIN TO BE REMOVED AND REPLACED WITH NEW DRINKING FOUNTAIN, DE-1. PROVIDE NEW WATER STOP AND SUPPLY, P-TRAP AND TRAP ARM. CONNECT TO EXISTING PIPING IN WALL.
- 6 EXISTING SINK TO BE REMOVED. SCRUBBED CLEAN AND RESET IN THE SAME LOCATION AFTER ALL ARCHITECTURAL WORK HAS BEEN COMPLETED.
- 7 NEW SRS-2 NEW WATER STOPS AND SUPPLIES. NEW P-TRAP AND TRAP ARM. CONNECT TO (E) PIPING IN WALL.
- 8 EXISTING DRINKING FOUNTAIN TO BE REMOVED AND REPLACED WITH NEW DRINKING FOUNTAIN, DE-1. MOUNT AT HANDICAP HEIGHT. PROVIDE NEW WATER STOP AND SUPPLY, P-TRAP AND TRAP ARM. CONNECT TO EXISTING PIPING IN WALL AS REQ'D FOR HANDICAP HEIGHT.
- 9 EXISTING FLOOR DRAIN TO BE REMOVED. CAP PIPING BELOW FLOOR AND LEVEL FLOOR.
- 10 NEW WATER CLOSET WC-1. SAWCUT AND PATCH FLOOR AS REQ'D TO CONNECT NEW 4" CONDENSATE DRAIN TO EXISTING 2" VTR. CONNECT NEW 1" CW TO EXISTING 1" CW IN WALL.
- 11 NEW FLOOR DRAIN FD-1. SAWCUT AND PATCH FLOOR AS REQ'D TO INSTALL NEW 2" W AND 1-1/2" V.
- 12 EXISTING WATER CLOSET TO REMAIN. SCRUB CLEAN & PROVIDE (N) WATER CLOSET TRIM, WGS-1 & EV-1. EXISTING WASH SINK TO BE REMOVED AND REPLACED WITH TWO NEW LAVS. SEE REMODEL PLAN.

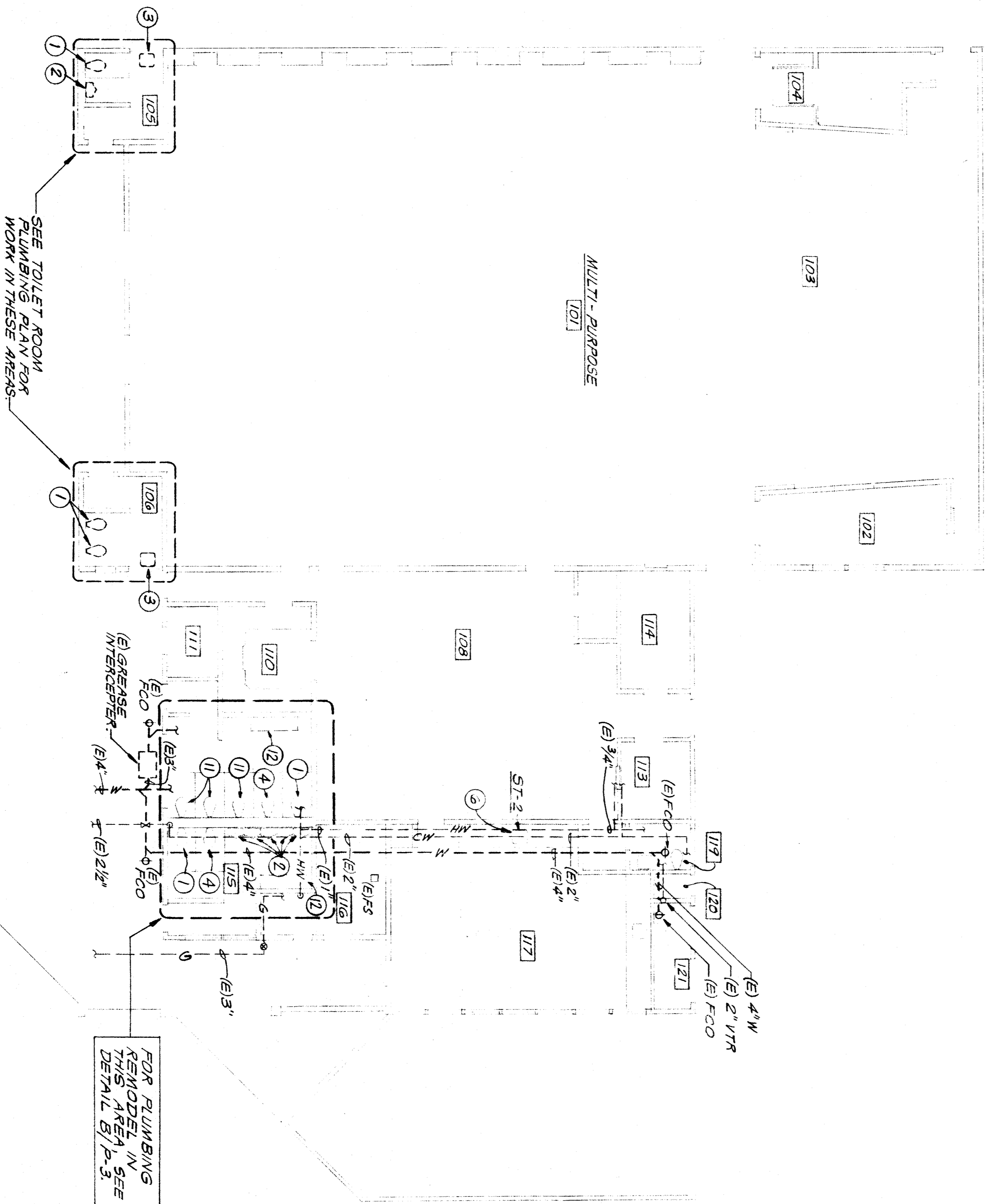
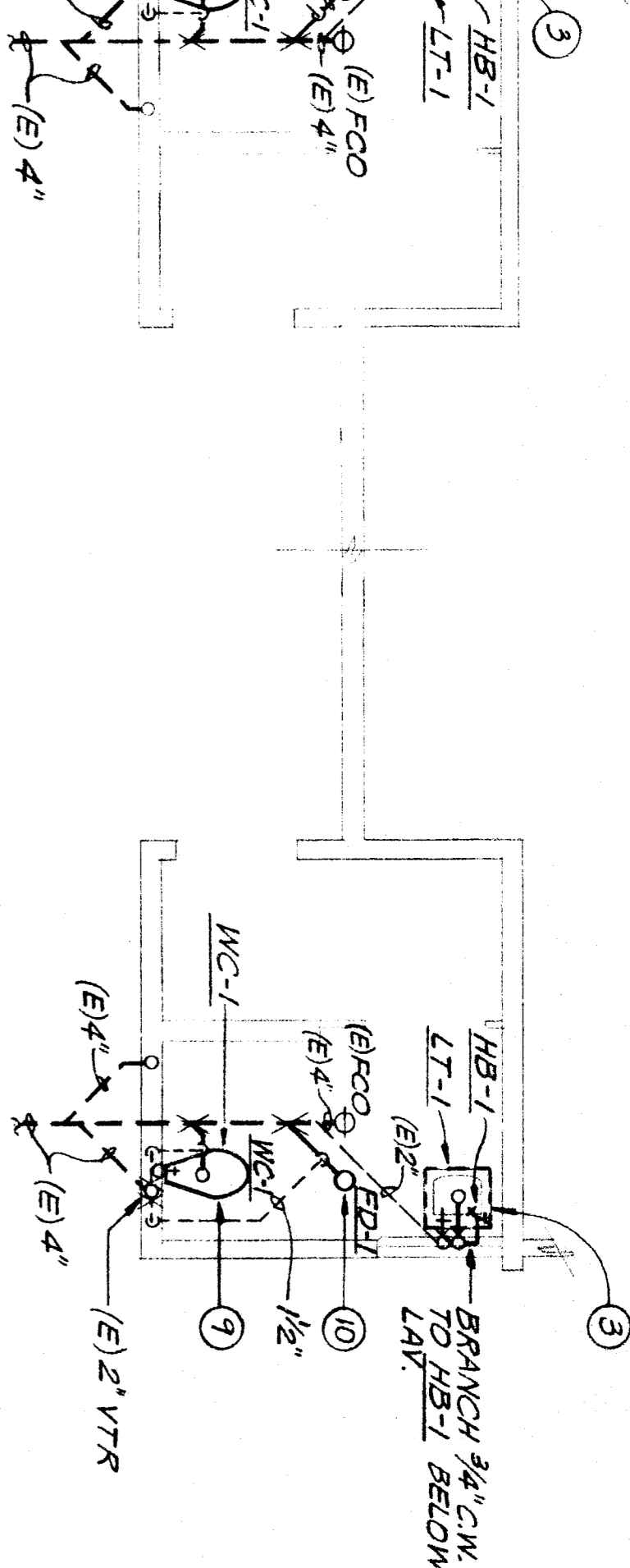
- NOTES:**
1. PLUMBING CONTRACTOR TO VERIFY EXACT LOCATION AND DEPTH OF POINTS OF CONNECTION TO EXISTING UTILITIES.
 2. MINIMUM DOMESTIC WATER PIPE SIZE TO BE 3/4", UNLESS NOTED OTHERWISE. USE A REDUCING EL AT WALL IF NECESSARY.
 3. INSTALLATION OF SEWER, WATER, AND GAS SERVICES IN STREETS TO BE IN ACCORDANCE WITH GOVERNING AUTHORITY REQUIREMENTS.

PROJECT NOTE:
ALL WORK INDICATED X OUT AS OMIT HAS BEEN INSTALLED UNDER O.S.A. APPLICATION NO. 55072.

PLUMBING LEGEND		
SYMBOL	ITEM	ABBR
—	SOIL OR WASTE	S OR W
—	VENT	V
—	VENT RISER	VR
—	VENT THRU ROOF	VTR
—	DOMESTIC COLD WATER	CM
—	DOMESTIC HOT WATER	HM
—	DOMESTIC HOT WATER RETURN	HMR
—	NATURAL GAS	G
—	CONDENSATE DRAIN	CD
—	EXISTING PIPING	CO
—	FLOOR CLEANOUT	FCO
—	CLEANOUT TO GRADE	COTG
—	WALL CLEANOUT	WCO
—	PIPING TURN UP	
—	PIPING TURN DOWN	
—	POINT OF CONNECTION	POC
(E)	EXISTING	
(N)	NEW	
(A)	ABOVE CEILING	ABV CLG
(B)	BELOW FLOOR	BLV FLR
(TYP)	TYPICAL	
(CONT)	CONTINUATION	
(S)	SHUT-OFF VALVE IN BOX	SOV
(G)	GATE VALVE	
(V)	CHECK VALVE	
(P)	PLUG VALVE	

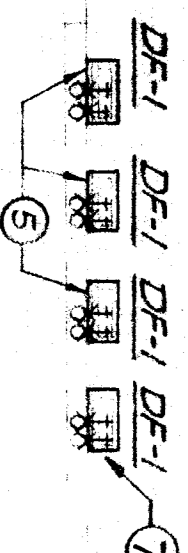
GENERAL PROJECT NOTE - COORDINATION OF WORK:

Layout of materials, equipment and systems is generally diagrammatic unless specifically dimensioned. Some work may be shown offset for clarity. The actual locations of all materials, piping, ductwork, equipment, supports, and all other items shall be determined by the installer. Verify the proper voltage and phase of all equipment with the electrical plans. All conflicts shall be called to the attention of the Architect and the Engineer prior to the installation of any work or the ordering of any equipment.




SEE TOILET ROOM PLUMBING PLAN FOR WORK IN THESE AREAS

FOR PLUMBING REMODEL IN THIS AREA, SEE DETAIL B/P-3.



BUILDING A PLUMBING PLAN

SCALE: 1/8" = 1'-0"



pechin associates aia
 1400 easton drive suite 138
 bakersfield, ca 93309 (805) 322-2021
 C-8366
 Lawrence M. Beckler
 Project Number: 408-O-088
 Plot Date:

Frank West Elementary School
Modernization
Bakersfield City School District

DATE	ISSUE FOR
DATE	REVISION

THESE DRAWINGS, RELATED SPECIFICATIONS, IDEAS, DESIGNS, AND ARRANGEMENTS REPRESENTED THEREBY ARE AND SHALL REMAIN THE PROPERTY OF THE ARCHITECT, AND NO PART THEREOF SHALL BE REPRODUCED, COPIED, OR USED IN CONNECTION WITH ANY WORK OR PROJECT OTHER THAN THE SPECIFIC PROJECT FOR WHICH THEY HAVE BEEN PREPARED AND DEVELOPED WITHOUT THE WRITTEN CONSENT OF THE ARCHITECT. VISUAL CONTACT WITH THESE DRAWINGS OR SPECIFICATIONS SHALL CONSTITUTE CONCLUSIVE EVIDENCE OF ACCEPTANCE OF THESE RESTRICTIONS.

WRITTEN DIMENSIONS ON THESE DRAWINGS SHALL HAVE PRECEDENCE OVER SCALED DIMENSIONS. CONTRACTORS SHALL VERIFY DIMENSIONS TO BE RESPONSIBLE FOR ALL DIMENSIONS AND CONDITIONS ON THE JOB AND THIS OFFICE MUST BE NOTIFIED OF ANY VARIATIONS FROM THE DIMENSIONS AND CONDITIONS SHOWN BY THESE DRAWINGS.

DETAILED SHOP DRAWINGS MUST BE SUBMITTED TO THIS OFFICE FOR REVIEW BEFORE PROCEEDING WITH THE FABRICATION OF ANY PRODUCT TO BE INCLUDED IN THIS PROJECT.