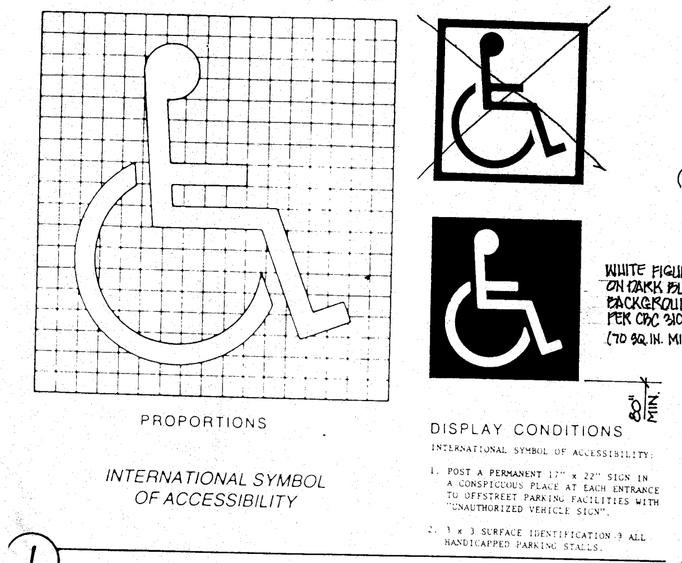

1. HANDICAPP SYMBOL

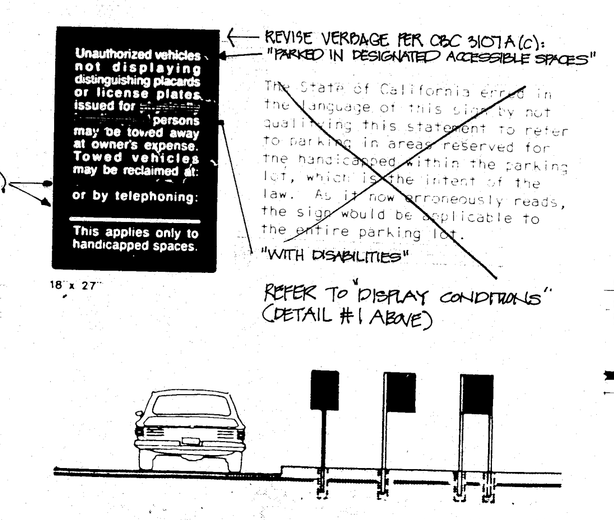

5. TRAFFIC ENTRY WARNING SIGNS

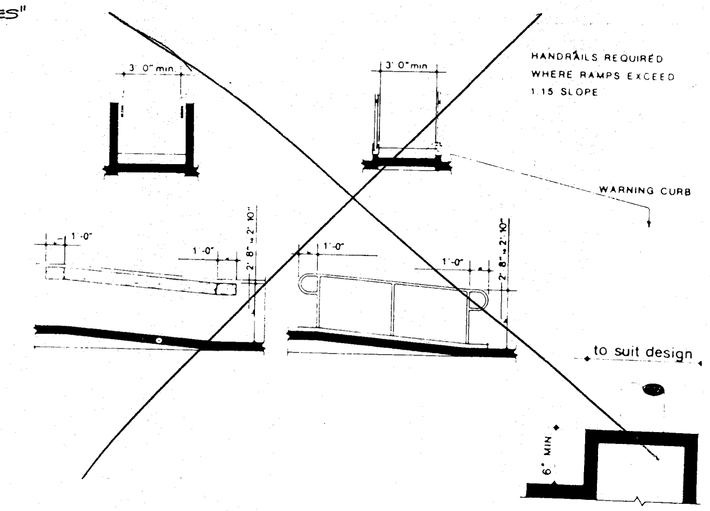

9. HANDRAILS AT RAMP

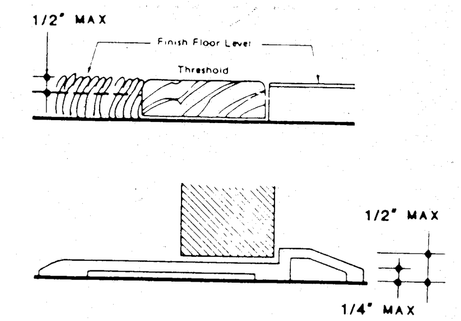

13. THRESHOLDS

17. TOILET IDENTITY SIGNS

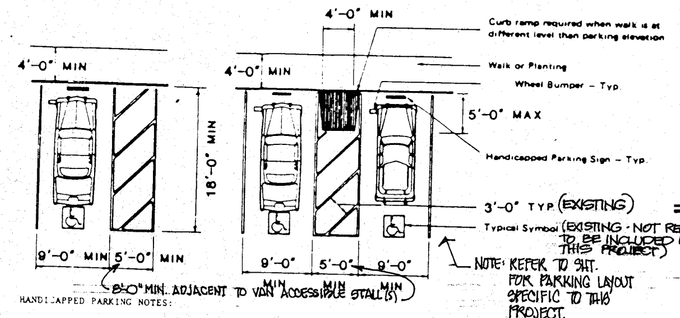

HANDICAPPED PARKING NOTES:

1. PARKING SPACES FOR THE DISABLED ARE REQUIRED TO BE LOCATED AS NEAR AS PRACTICAL TO A PRIMARY ENTRANCE.
2. HANDICAPPED SPACE MUST PERMIT USE OF EITHER OF CAR DOORS
3. BUMPERS REQUIRED WHEN NO CURB OR BARRIER IS PROVIDED WHICH WILL PREVENT ENCROACHMENT OF CARS OVER WALKWAYS
4. WHEELCHAIR USERS MUST NOT BE FORCED TO GO BEHIND PARKED CARS OTHER THAN THEIR OWN.
5. WHEN ONLY ONE SPACE IS PROVIDED IT IS TO BE 14 FEET WIDE, LINED TO PROVIDE A 9 FOOT PARKING AREA AND A 5 FOOT LOADING & UNLOADING AREA.
6. WHEN MORE THAN ONE SPACE IS REQUIRED ( ) (PROVIDED), TWO SPACES CAN BE PROVIDED WITHIN A 23 FOOT WIDE AREA LINED TO PROVIDE ONE 9 FOOT WIDE PARKING SPACE ON EACH SIDE OF A 5 FOOT WIDE LOADING & UNLOADING AREA.
7. EACH PARKING SPACE IS REQUIRED TO BE AT LEAST 18 FEET LONG.
8. SURFACE SLOPES OF PARKING SPACES FOR THE DISABLED SHOULD BE MINIMAL BUT ARE REQUIRED NOT TO EXCEED ¼ INCH PER FOOT IN ANY DIRECTION.
9. RAMPS SHALL NOT ENCROACH INTO ANY PARKING SPACE.

2. PARKING STALLS
EXISTING - DO NOT INCLUDE IN THIS PROJECT EXCEPT FOR H.C. PARKING SIGN.

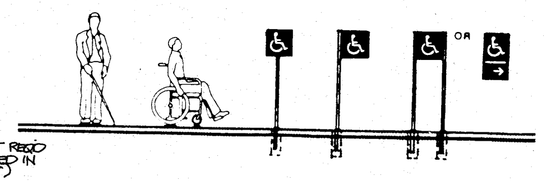

DIRECTIONAL SIGNS:

1. PROVIDE SIGNS WITH INTERNATIONAL SYMBOL OF ACCESSIBILITY INDICATING LOCATION OF EACH ACCESSIBLE ENTRY. PROVIDE ADDITIONAL DIRECTIONAL SIGNS AS REQUIRED.

6. WALKWAY DIRECTIONAL SIGNS

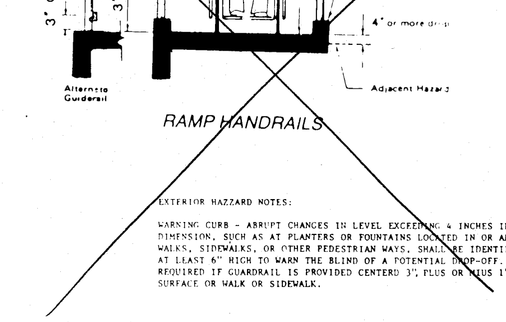

EXTERIOR HAZARD NOTES:

WARNING CURB - ABRUPT CHANGES IN LEVEL EXCEEDING 4 INCHES IN A VERTICAL DIMENSION, SUCH AS AT PLANTERS OR FOUNTAINS LOCATED IN OR ADJACENT TO WALKS, SIDEWALKS, OR OTHER PEDESTRIAN WAYS, SHALL BE IDENTIFIED BY CURBS AT LEAST 6" HIGH TO WARN THE BLIND OF A POTENTIAL DROP-OFF. NO CURB IS REQUIRED IF GUARDRAIL IS PROVIDED CENTERED 3" PLUS OR MINUS 1" ABOVE SURFACE ON WALK OR SIDEWALK.

10. EXTERIOR HAZARD

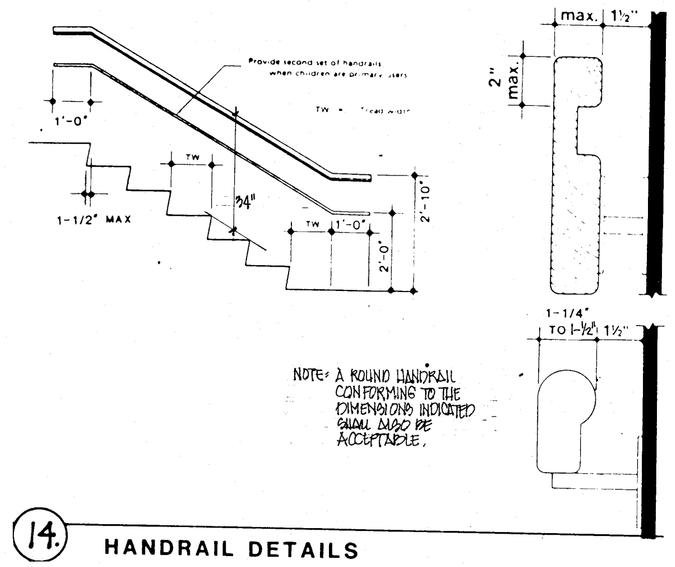

NOTE: A ROUND HANDRAIL CONFORMING TO THE DIMENSIONS INDICATED SHALL ALSO BE ACCEPTABLE.

14. HANDRAIL DETAILS

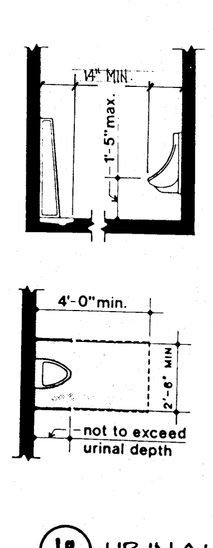

Urinals. Provide ~~stall type or wall hung~~ urinals* with an elongated rim at a maximum height of 17 inches. Flush controls are to be hand operated, are to meet the same requirements as the flush controls for the water closet, and are to be no more than 44 inches above the floor. Provide a clear space 30 inches by 48 inches in front of urinals. Although not emphasized in the regulations, the accessible wall hung urinal should be the maximum elongated rim type available.* + 14" MIN.

* Refer to 24 CAC. Section P 1503
** Refer to 24 CAC. Section P 1504

18a URINALS

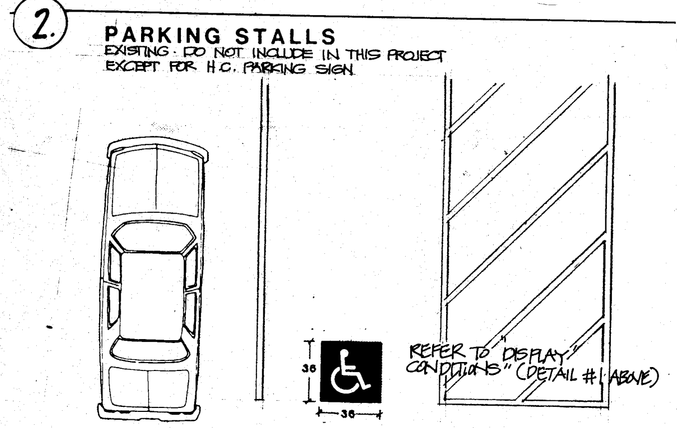

3. HANDICAP PARKING STALL SYMBOL
EXISTING - DO NOT INCLUDE IN THIS PROJECT

CURB RAMP NOTES:

1. CURB RAMPS ARE REQUIRED ANYWHERE A PEDESTRIAN'S PATH OF TRAVEL CROSSES A CURB, INCLUDING EACH CORNER OF STREET INTERSECTIONS.
2. CURB RAMPS MAY BE CONSTRUCTED EITHER BY LOWERING AN AREA AT SIDEWALK OR BY BUILDING UP THE SURFACE FROM FACE OF CURB INTO STREET.
3. CURB RAMP SURFACES, INCLUDING SLOPING SIDES, ARE REQUIRED TO BE SLIP RESISTANT AND TO BE A CONTRASTING FINISH FROM ADJACENT SIDEWALK.

NOTE:

CONTACT ROAD DEPARTMENT - PUBLIC WORKS PRIOR TO INSTALLATION OF CURB RAMP.

7. CURB RAMP

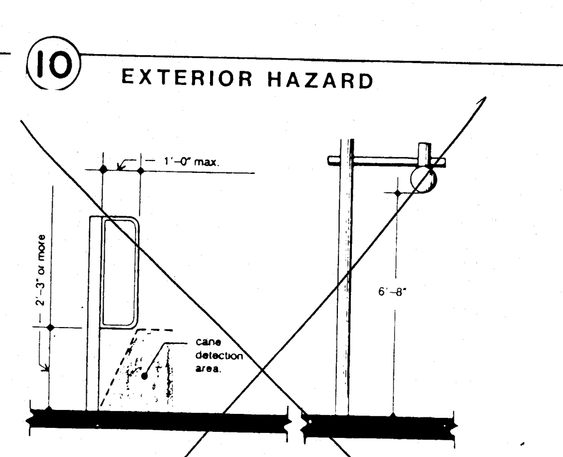

EXTERIOR HAZARD NOTES:

1. ANY OBSTRUCTION THAT OVERHANGS A ROUTE BY WHICH A PEDESTRIAN MAY PASS IS REQUIRED TO BE AT LEAST 80" ABOVE WALKING SURFACE AS MEASURED TO BOTTOM OF OBSTRUCTION.
2. OBJECTS WITH THEIR LEADING EDGES BETWEEN 27" AND 80" FROM WALK CANNOT PROTRUDE MORE THAN 4" INTO WALKS, SIDEWALKS, CORRIDORS, AND HALLS.
3. OBJECTS WITH THEIR LEADING EDGES WITHIN 27" OF WALK MAY PROTRUDE ANY DISTANCE, BUT MAY NOT REDUCE THE REQUIRED CLEAR SPACE.
4. FREE STANDING OBJECTS ON POSTS OR PYLONS MAY OVERHANG 12" FROM 27" TO 80" ABOVE WALKS, CORRIDORS AND HALLS.
5. WALKS, HALLS, CORRIDORS, PASSAGEWAYS, AISLES OR OTHER CIRCULATION SPACE SHALL HAVE 80" MIN. CLEAR HEAD ROOM.

11. EXTERIOR HAZARDS

HARDWARE NOTES:

1. OPERATE FROM A SINGLE EFFORT, NO GRASPING OR WRIST MOVEMENT
2. LEVERS, PUSH-PULLS OR PANIC DEVICES MOUNTED @ 30" TO 44" HIGH

15. HARDWARE

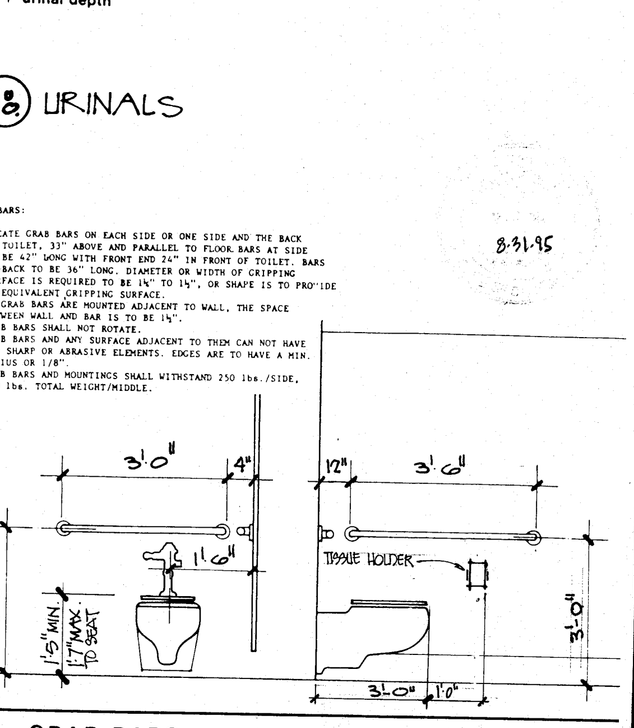

GRAB BARS:

1. LOCATE GRAB BARS ON EACH SIDE OR ONE SIDE AND THE BACK OF TOILET, 33" ABOVE AND PARALLEL TO FLOOR BARS AT SIDE TO BE 42" LONG WITH FRONT END 24" IN FRONT OF TOILET. BARS IN BACK TO BE 36" LONG. DIAMETER OR WIDTH OF GRIPPING SURFACE IS REQUIRED TO BE 1¼" TO 1½", OR SHAPE IS TO PROVIDE AN EQUIVALENT GRIPPING SURFACE.
2. IF GRAB BARS ARE MOUNTED ADJACENT TO WALL, THE SPACE BETWEEN WALL AND BAR IS TO BE 1½".
3. GRAB BARS SHALL NOT ROTATE.
4. GRAB BARS AND ANY SURFACE ADJACENT TO THEM CAN NOT HAVE ANY SHARP OR ABRASIVE ELEMENTS. EDGES ARE TO HAVE A MIN. RADIUS OF 1/8".
5. GRAB BARS AND MOUNTINGS SHALL WITHSTAND 250 lbs./SIDE, 500 lbs. TOTAL WEIGHT/MIDDLE.

19. GRAB BARS
NOTE: LOCATE TOILET FLUSH VALVE AT WIDE SIDE RELATIVE TO FIXTURE ℄

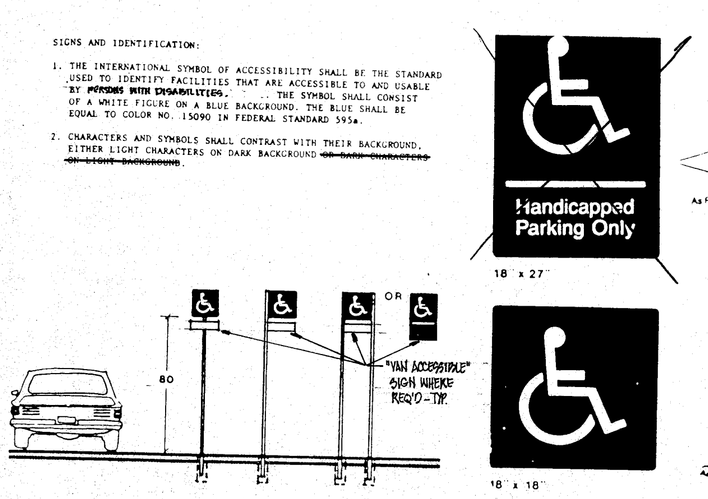

4. HANDICAPPED PARKING SIGNS

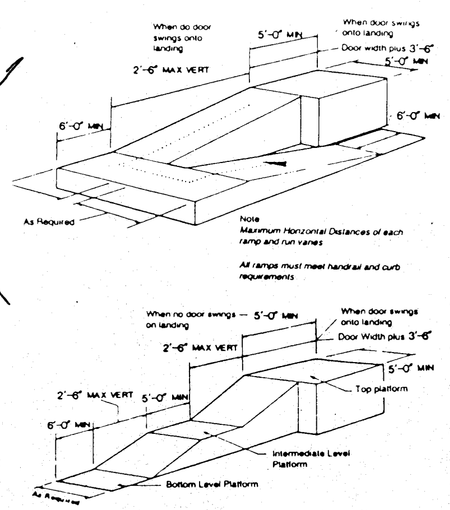

RAMP NOTES:

1. MAXIMUM ALLOWABLE SLOPE OF A RAMP IS 1:12.
2. LANDINGS ARE REQUIRED AT TOP AND BOTTOM OF EVERY RAMP.
3. PEDESTRIAN RAMPS SERVING PRIMARY ENTRANCES TO BUILDINGS WITH OCCUPANCY LOAD OF 300 OR MORE WILL REQUIRE 60" CLEARANCE WIDTH.
4. RAMPS WITH OCCUPANCY LOAD OF LESS THAN 50 MAY BE 36" WIDE. (HOTELS, APARTMENT HOUSES, CONVENTS, MONASTERIES, DORMITORIES)
5. INTERMEDIATE LANDINGS WILL BE REQUIRED TO BE 60" LONG IN THE DIRECTION OF TRAVEL.
6. HANDRAILS WILL BE REQUIRED ON EACH SIDE OF RAMP, CONTINUOUS FOR FULL LENGTH OF RAMP (SLOPES EXCEEDING 1:20)
7. RAMPS WITH SLOPES OF 1:16 OR GREATER WILL REQUIRE SLIP RESISTANT FINISH

8. RAMP DETAIL



BUILDING ENTRY AND DIRECTIONAL SIGNS NOTES:

1. ACCESSIBLE BUILDING ENTRANCES ARE REQUIRED TO BE IDENTIFIED WITH AT LEAST ONE STANDARD SIGN AND ADDITIONAL DIRECTIONAL SIGNS AS REQUIRED TO BE VISIBLE TO PERSONS ALONG APPROACHING PEDESTRIAN WAYS.
2. WHEN A BUILDING CONTAINS AN ENTRANCE OTHER THAN THE MAIN ENTRANCE WHICH IS RAMPED FOR USE BY HANDICAPPED PERSONS, A SIGN SHOWING ITS LOCATION IS REQUIRED TO BE POSTED AT OR NEAR MAIN ENTRANCE.
3. PROVIDE SIGNS WITH INTERNATIONAL SYMBOL OF ACCESSIBILITY INDICATING LOCATION OF EACH ACCESSIBLE ENTRY. PROVIDE ADDITIONAL DIRECTIONAL SIGNS AS REQUIRED.
4. DOORMATS TO BE ANCHORED TO FLOOR AR APPROVED LOCAL.

12. ENTRY SIGNS

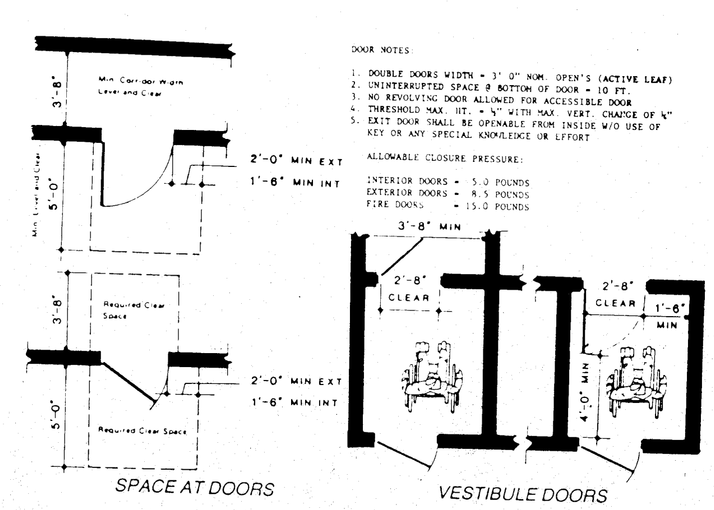

DOOR NOTES:

1. DOUBLE DOORS WIDTH = 3'-0" NOM. OPEN'S (ACTIVE LEAF)
2. UNINTERRUPTED SPACE @ BOTTOM OF DOOR = 10 FT.
3. NO REVOLVING DOOR ALLOWED FOR ACCESSIBLE DOOR.
4. THRESHOLD MAX. HT. = ¼" WITH MAX. VERT. CHANGE OF ¼"
5. EXIT DOOR SHALL BE OPERABLE FROM INSIDE W/O USE OF KEY OR ANY SPECIAL KNOWLEDGE OR EFFORT

ALLOWABLE CLOSURE PRESSURE:

INTERIOR DOORS = 5.0 POUNDS
EXTERIOR DOORS = 8.5 POUNDS
FIRE DOORS = 15.0 POUNDS

16. DOOR CLEARANCES

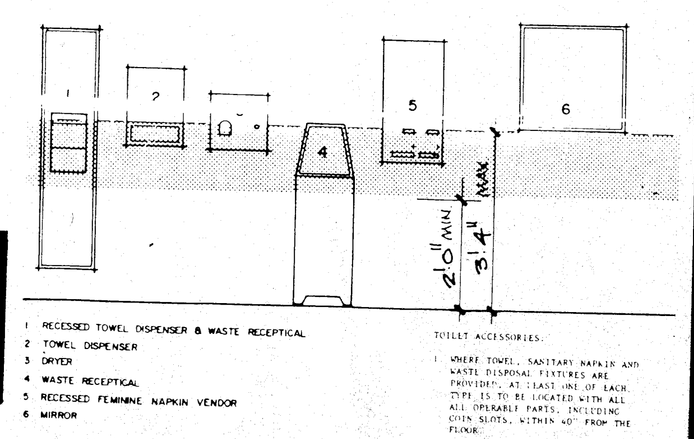

1 RECESSED TOWEL DISPENSER & WASTE RECEPTICAL
2 TOWEL DISPENSER
3 DRYER
4 WASTE RECEPTICAL
5 RECESSED FEMININE NAPKIN VENDOR
6 MIRROR

TOILET ACCESSORIES:

1. WHERE TOWEL, SANITARY NAPKIN AND WASTE DISPOSAL FIXTURES ARE PROVIDED, AT LEAST ONE OF EACH TYPE IS TO BE LOCATED WITH ALL OPERABLE PARTS, INCLUDING COIN SLOTS, WITHIN 40" FROM THE FLOOR.
2. MOUNT MIRRORS WITH BOTTOM EDGE NO MORE THAN 40" FROM THE FLOOR
3. LOCATE TOILET TISSUE DISPENSERS ON WALL WITHIN 12" OF THE FRONT EDGE OF TOILET SEAT

20. TOILET ACCESSORIES

THESE DRAWINGS, RELATED SPECIFICATIONS, IDEAS, DESIGNS, AND ARRANGEMENTS REPRESENTED THEREBY ARE AND SHALL REMAIN THE PROPERTY OF THE ARCHITECTS AND SHALL NOT BE USED, DISCLOSED, TO OTHERS OR USED IN CONNECTION WITH ANY WORK OR PROJECT OTHER THAN THE SPECIFIED PROJECT FOR WHICH THEY HAVE BEEN PREPARED AND DEVELOPED WITHOUT THE WRITTEN CONSENT OF THE ARCHITECTS. ALL REPRODUCTIONS OF THESE DRAWINGS OR SPECIFICATIONS SHALL CONSTITUTE CONCLUSIVE EVIDENCE OF ACCEPTANCE OF THESE RESTRICTIONS.

WRITTEN DIMENSIONS ON THESE DRAWINGS SHALL HAVE PRECEDENCE OVER SCALED DIMENSIONS. CONTRACTORS SHALL VERIFY AND BE RESPONSIBLE FOR ALL DIMENSIONS AND CONDITIONS ON THE JOB, AND THE ARCHITECTS SHALL BE NOTIFIED BY THOSE DEVIATIONS FROM THE DIMENSIONS AND CONDITIONS SHOWN.

DETAILED SHOP DRAWINGS MUST BE SUBMITTED TO THIS OFFICE FOR REVIEW BEFORE PROCEEDING WITH THE FABRICATION OF ANY PRODUCT TO BE INCLUDED IN THIS PROJECT.

ISSUE FOR	DATE

REVISION	DATE

Frank West Elementary School
Modernization
Bakersfield City School District

C-8866

pechin associates architects aia
1400 easton drive suite 138
bakersfield, ca 93309 (805)322-2021

SHEET
H-1

Project Number: 408-0688
Plot Date: 12/14/89