

NOTE: CONTRACTOR IS TO VERIFY ALL DIMENSIONS ON THE WORK AND REPORT ANY DISCREPANCIES TO THE ARCHITECT IMMEDIATELY. ALL DIMENSIONS ARE TO FACE UNLESS OTHERWISE NOTED.

DIVISION OF SCHOOL HOUSE PLANNING

DIVISION OF ARCHITECTURE

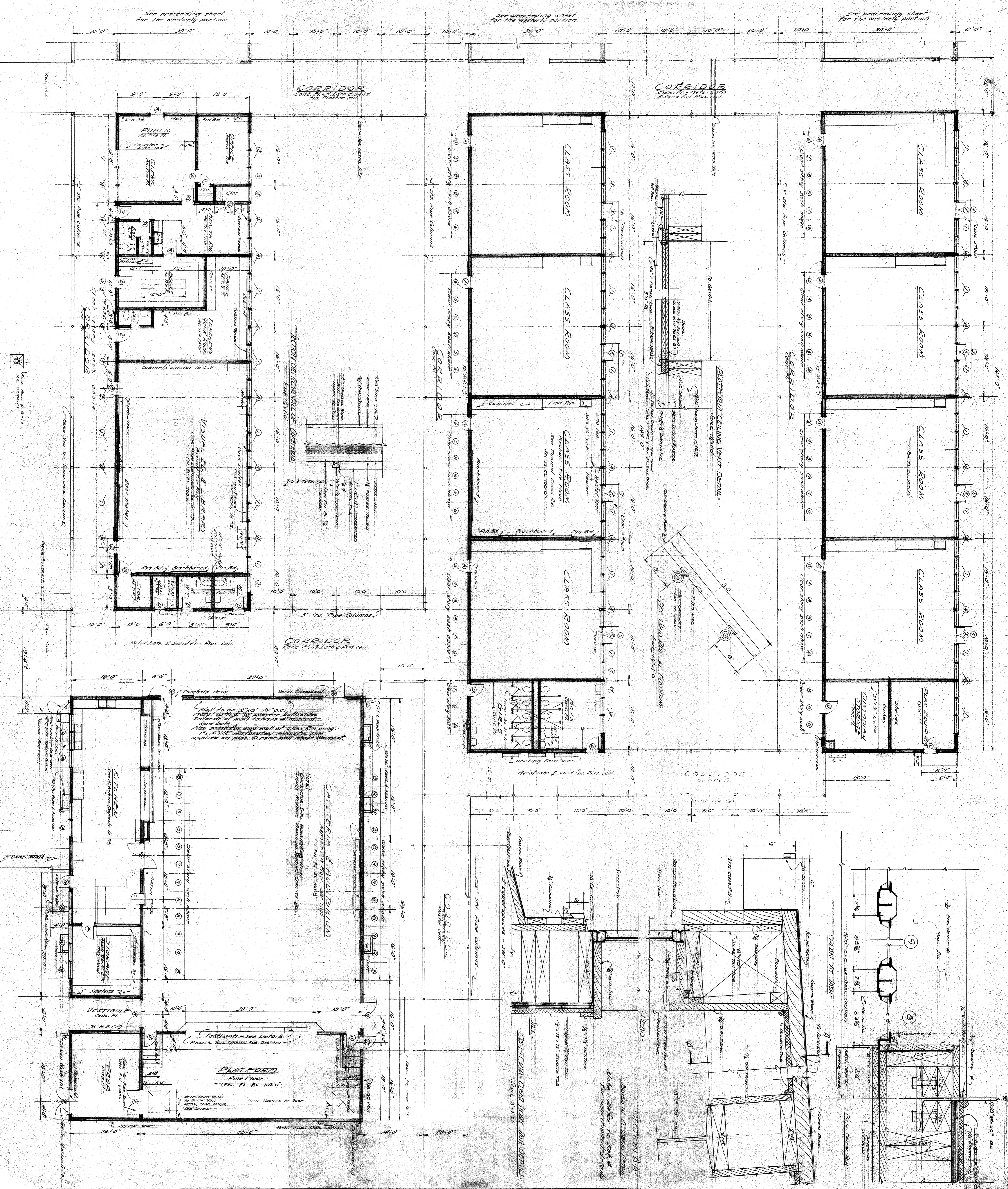
APPROVED COUNTY SUPERINTENDENT OF SCHOOLS 1948

APPROVED BAKERSFIELD SCHOOL DIST. 1948

APPROVED CASTRO LANE SCHOOL FOR BAKERSFIELD CITY SCHOOL DIST. CALIFORNIA

CHARLES H. BIGGAR
A.I.A. ARCHITECT
& ASSOCIATES
HABERLE BLDG.
BAKERSFIELD CALIF.

STATE OF CALIFORNIA, DEPARTMENT OF PUBLIC WORKS
DIVISION OF ARCHITECTURE
527-48
5913
Ziegler, J. B. (Seal)



NOTE: CONTRACTOR IS TO VERIFY ALL DIMENSIONS AND LOCATIONS OF ALL STRUCTURAL MEMBERS AND TO REPORT ANY DISCREPANCIES TO THE ARCHITECT IMMEDIATELY UPON COMMENCEMENT OF THE CONTRACT.

DIVISION OF SCHOOL HOUSE PLANNING

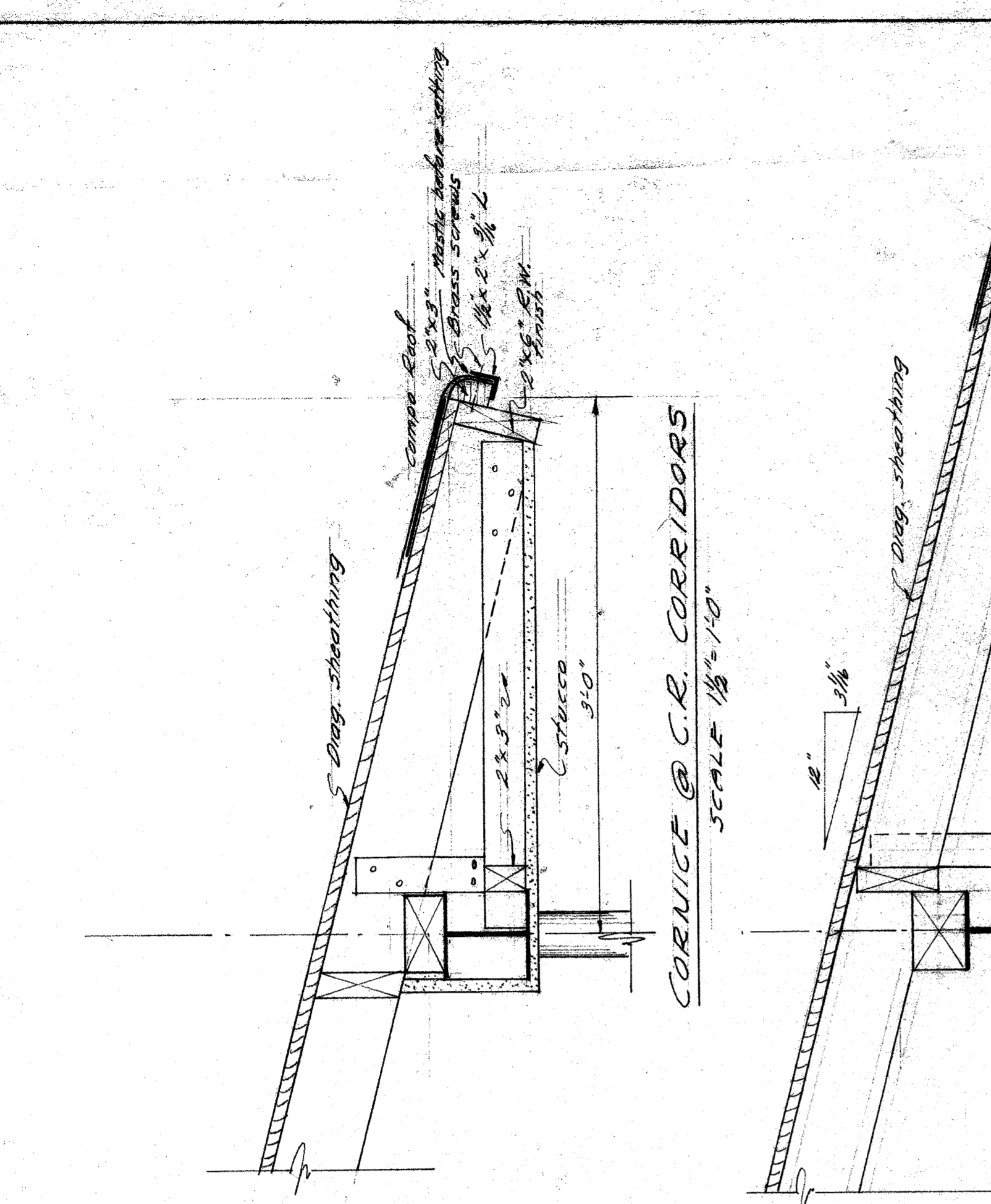
DIVISION OF ARCHITECTURE

APPROVED
COUNTY SUPERINTENDENT
OF SCHOOLS
1948

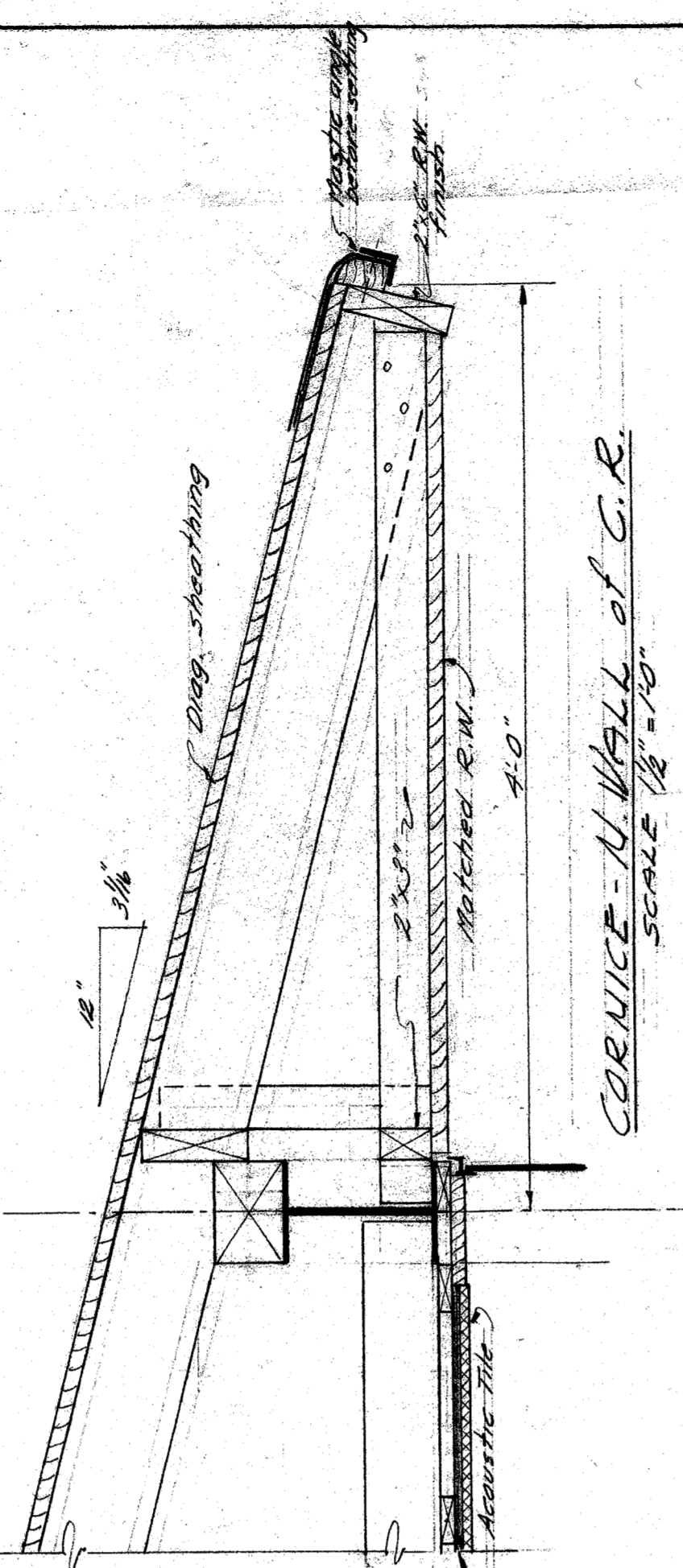
APPROVED
BAKERSFIELD SCHOOL DIST.
1948

CASTRO LANE SCHOOL
FOR
BAKERSFIELD CITY SCHOOL DIST.
CALIFORNIA


CHARLES H. BIGGAR
ARCHITECT
& ASSOCIATES
HABERLE BUILDING
BAKERSFIELD CALIFORNIA



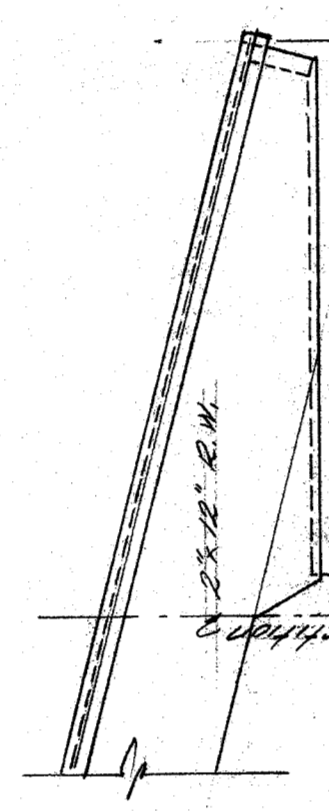
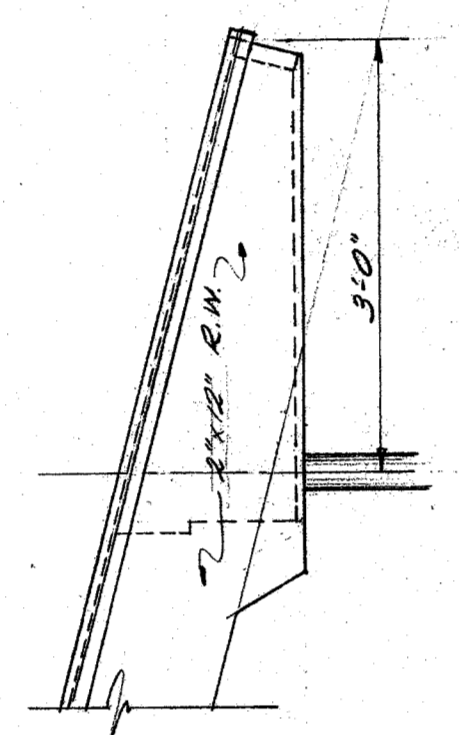
CORNICE @ C.R. CORRIDORS
SCALE 1/8" = 1'-0"



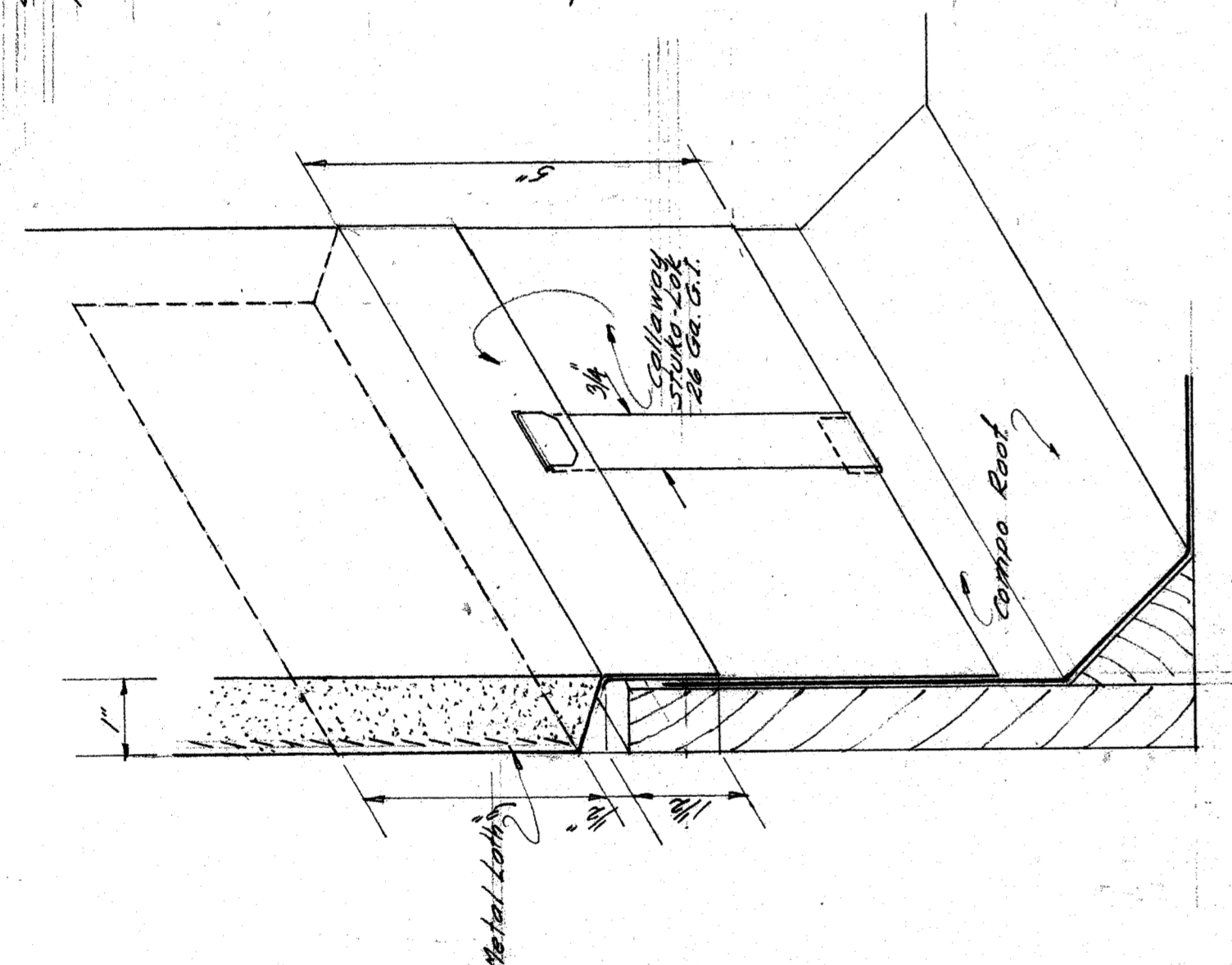
CORNICE - U WALL of C.R.
SCALE 1/8" = 1'-0"



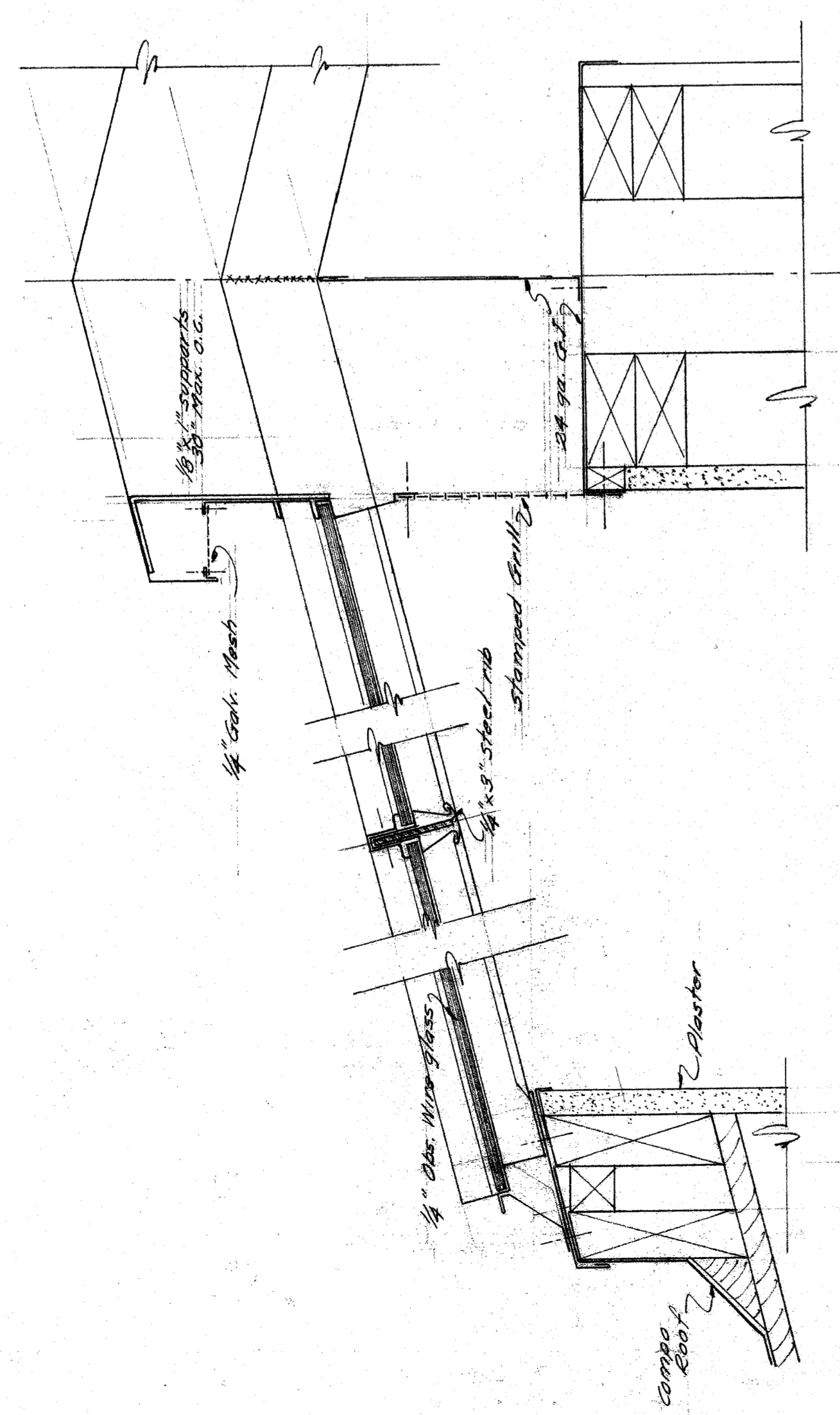
GABLE DETAIL
SCALE 1/8" = 1'-0"



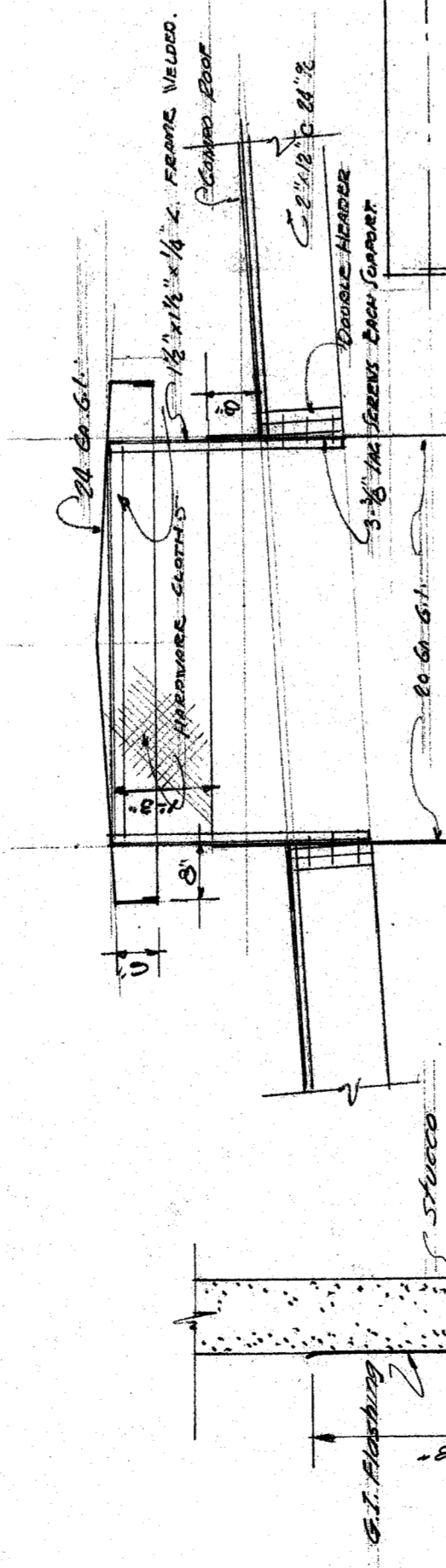
GABLE DETAILS
SCALE 1/8" = 1'-0"



FLASHING DETAIL
SCALE 1/8" = 1'-0"

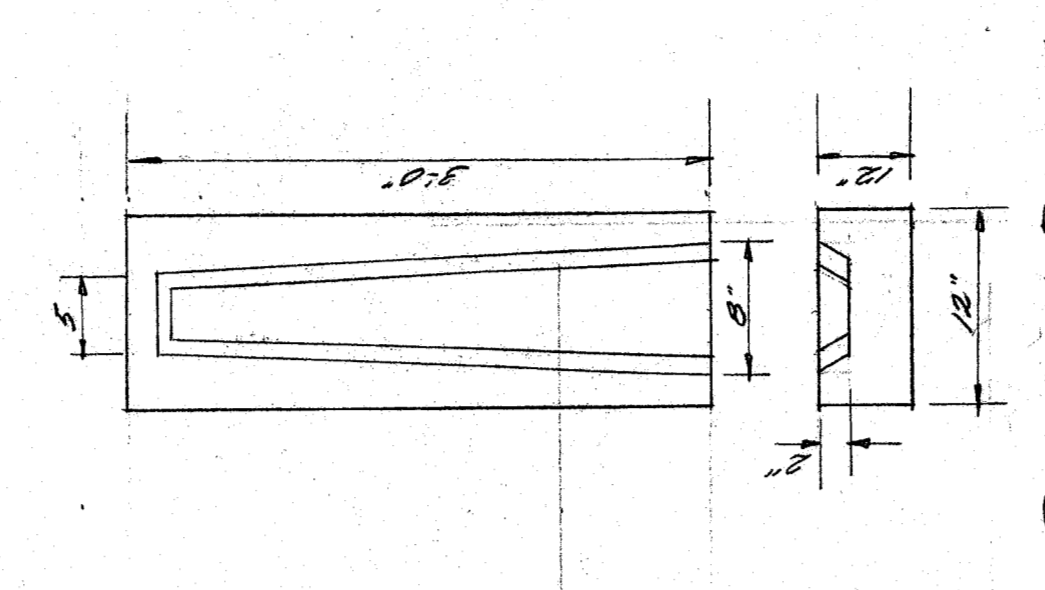


SKYLIGHT DETAIL
SCALE 3/8" = 1'-0"

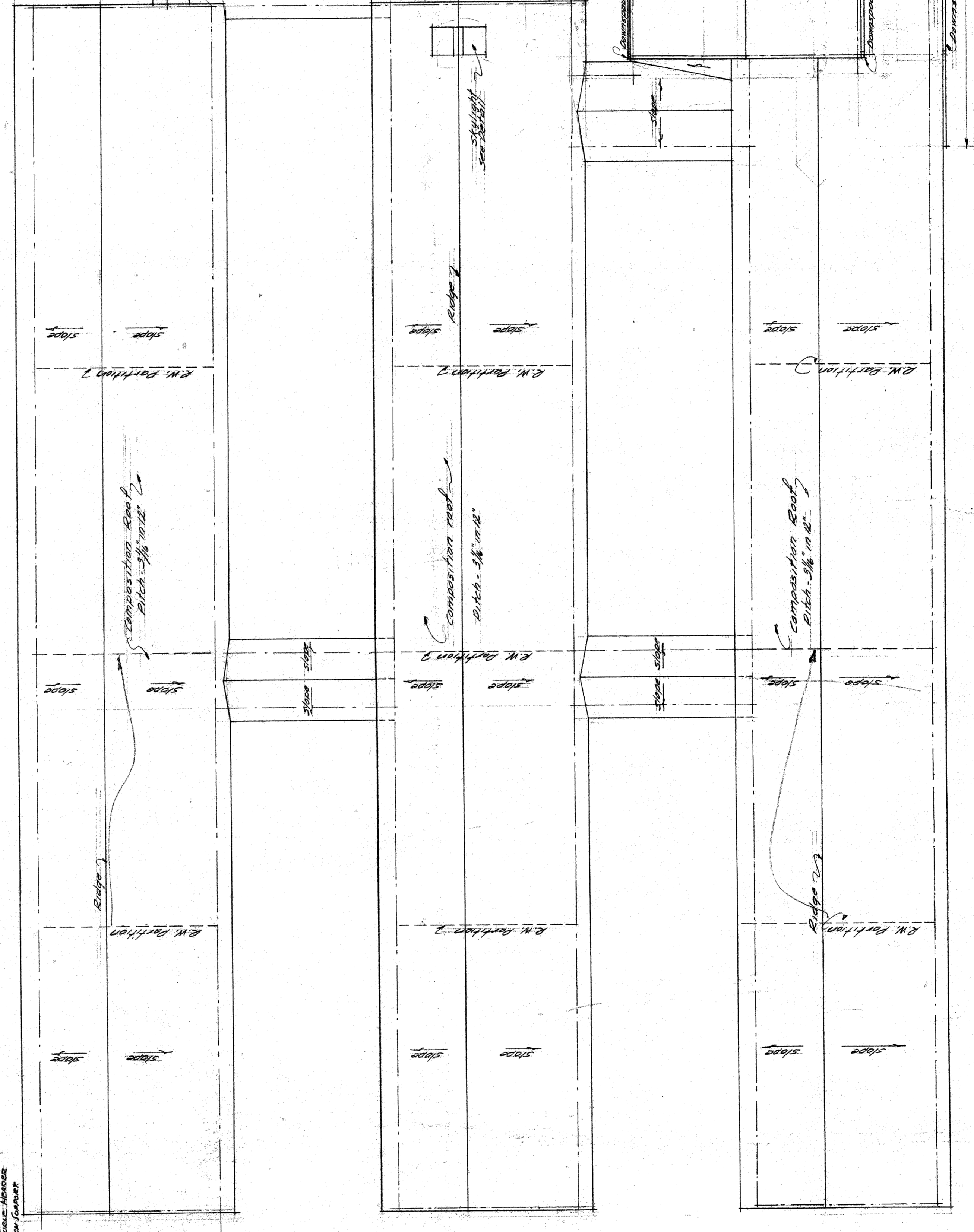


PLATFORM ROOF VENT DETAIL
SCALE 3/8" = 1'-0"

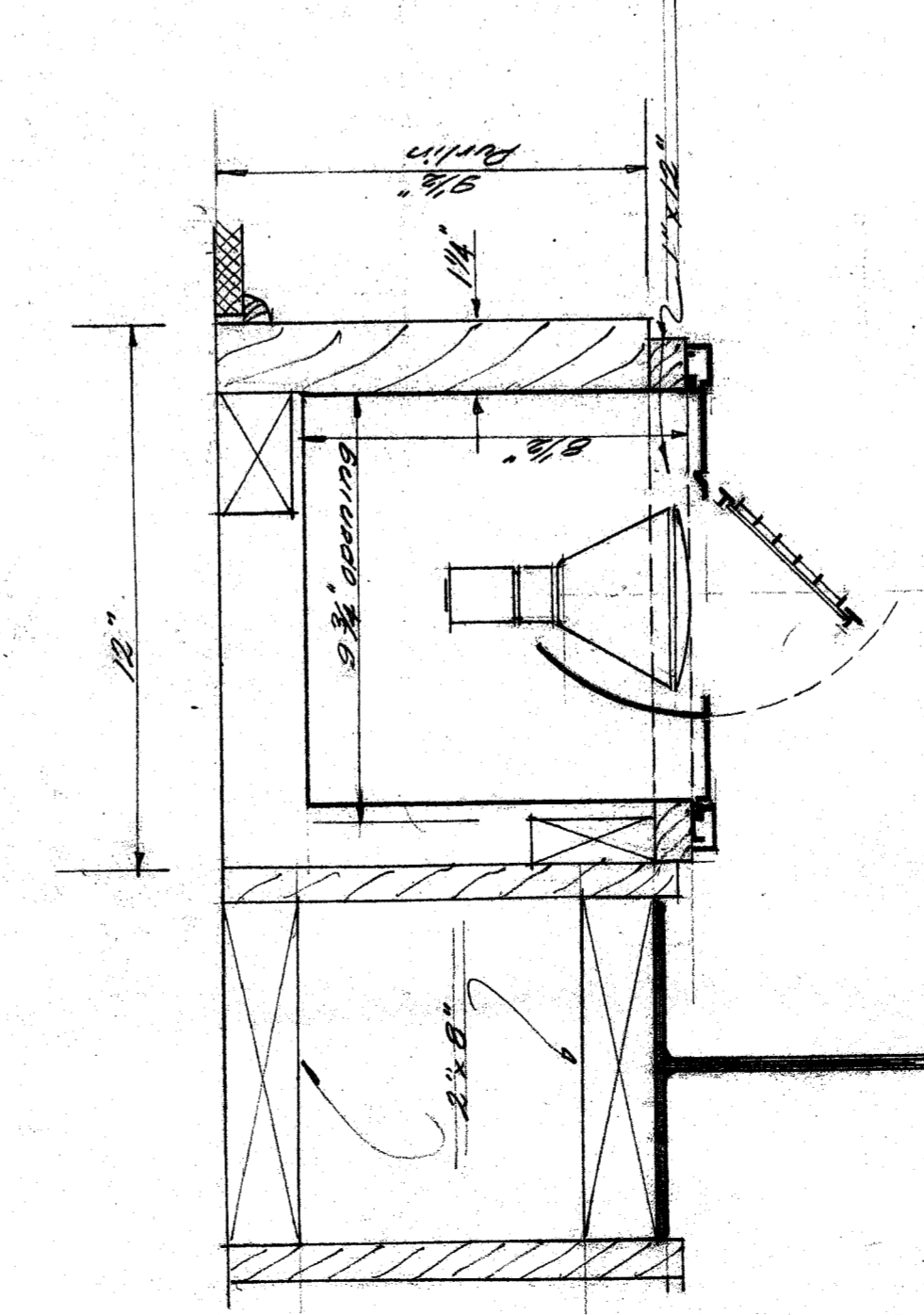
FLASHING @
BRICK & PLASTER



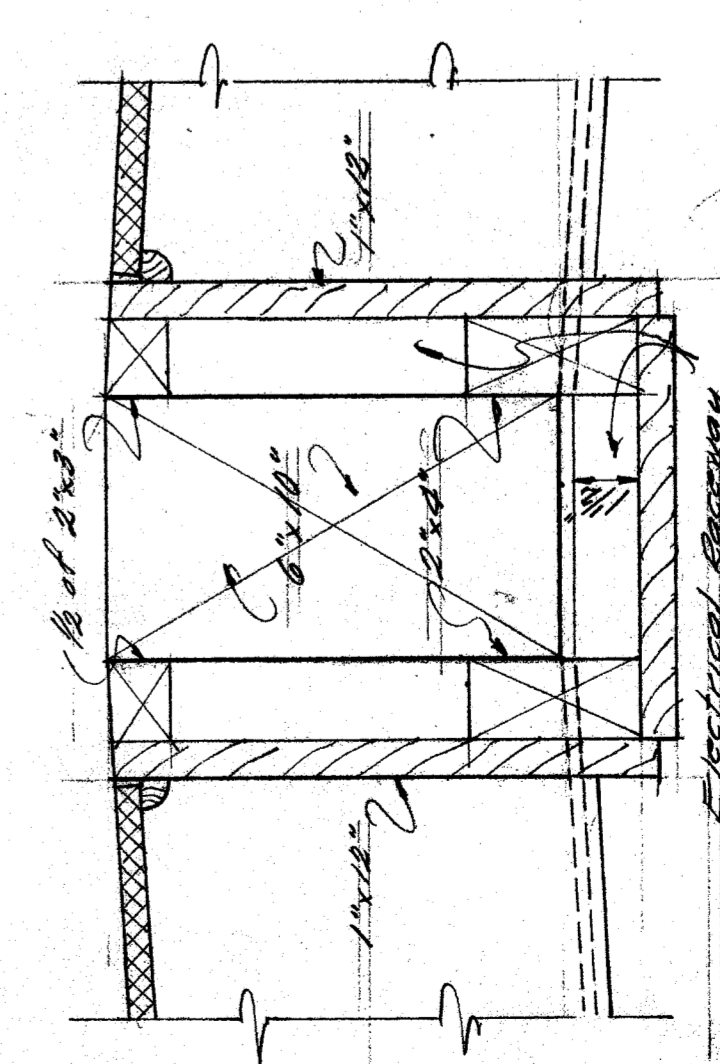
SPLASH BLOCK



ROOF PLAN
SCALE 1/8" = 1'-0"



FLOOD LAMP RECESS
DETAIL
SCALE 3/8" = 1'-0"



CURB
OF LAID
SCALE 3/8" = 1'-0"

Note: All other spaces shall be
filled with 2x4's or 2x6's with 1/2"
sheathing or suitable material
gaining with 5/8" sheathing when
required.

NOTE: CONTRACTOR IS TO VERIFY ALL DIMENSIONS ON THE WORK
AND REPORT TO THE ARCHITECT IMMEDIATELY
MUST BE RETURNED ON COMPLETION OF THE CONTRACT.




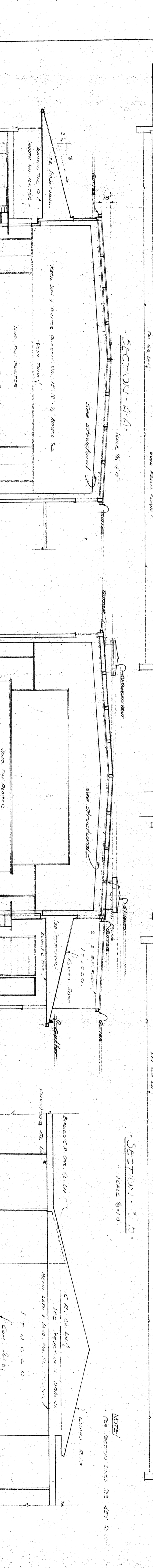
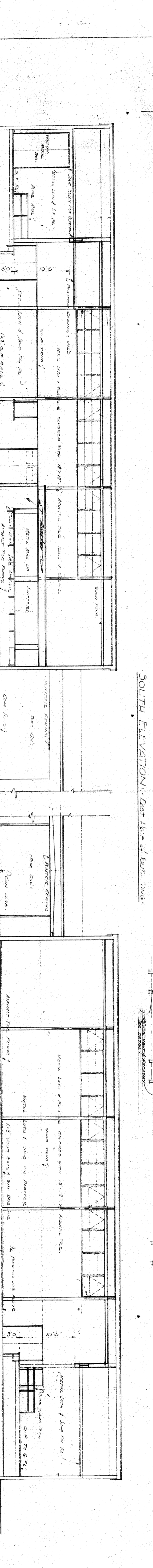
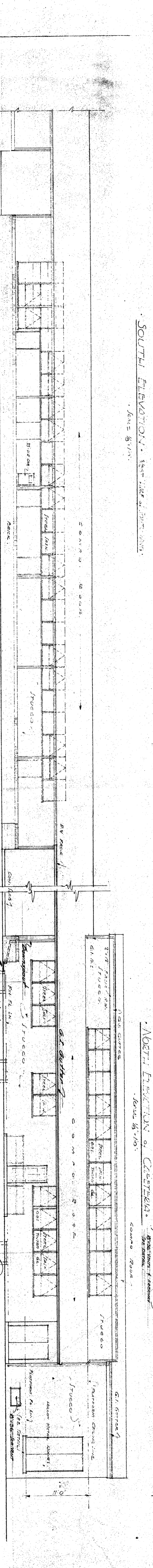
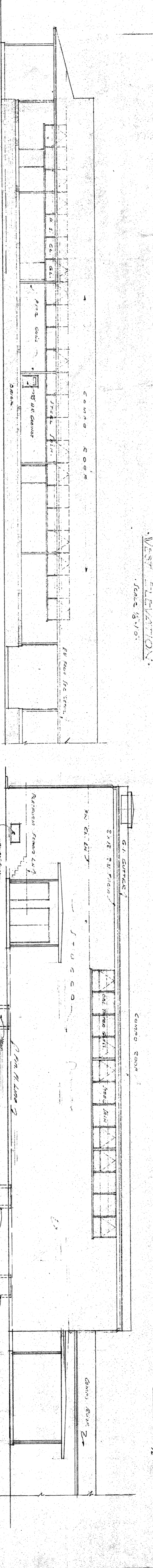
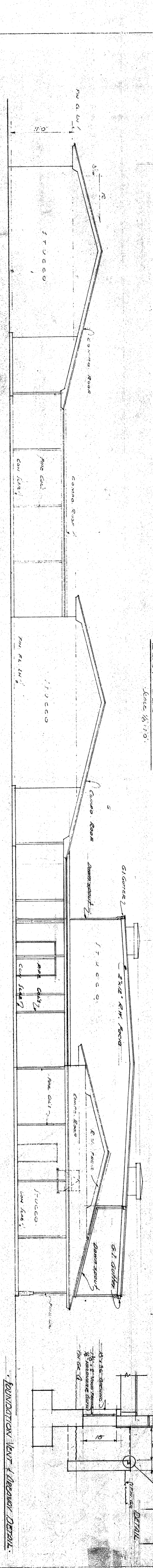
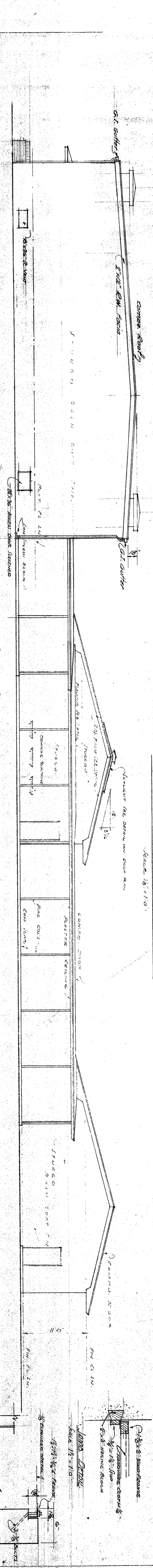
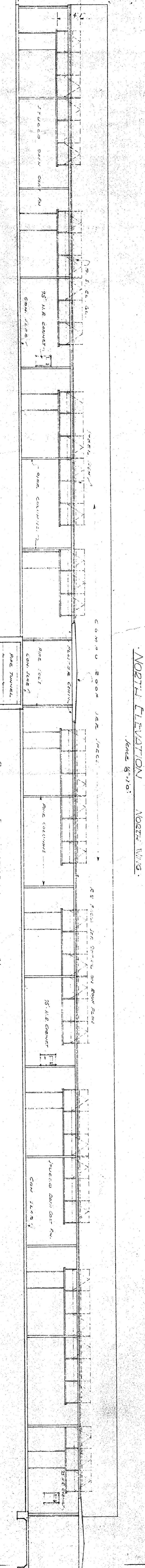
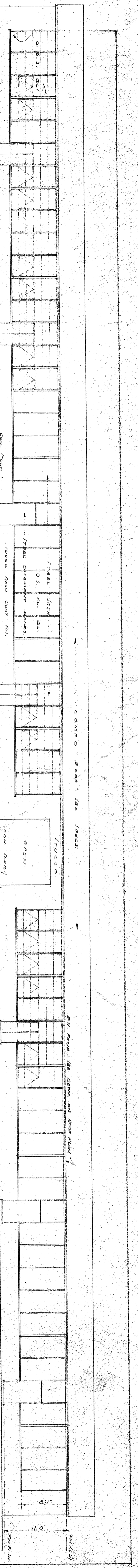
DIVISION OF ARCHITECTURE
STATE OF CALIFORNIA, DEPARTMENT OF PUBLIC WORKS
DIVISION OF ARCHITECTURE
APPROVED
5/8/48
Kearney W. Bickelmeier

APPROVED
COUNTY SUPERINTENDENT
OF SCHOOLS
1948

APPROVED
BAKERSFIELD SCHOOL DIST.
JUL 15 1948
Ray W. [Signature]

CASTRO LANE SCHOOL
FOR
BAKERSFIELD CITY SCHOOL DIST.
CALIFORNIA

C.B. [Signature]
CHARLES H. BIGGAR
A.I.A. ARCHITECT
& ASSOCIATES
HABERFELDE BUIL
BAKERSFIELD CALIF



NOTE: CONTRACTOR IS TO VERIFY ALL DIMENSIONS ON THE DRAWING AND REPORT ANY DISCREPANCIES TO THE ARCHITECT IMMEDIATELY UPON COMMENCEMENT OF THE CONTRACT.

DIVISION OF SCHOOL HOUSE PLANNING

DIVISION OF ARCHITECTURE

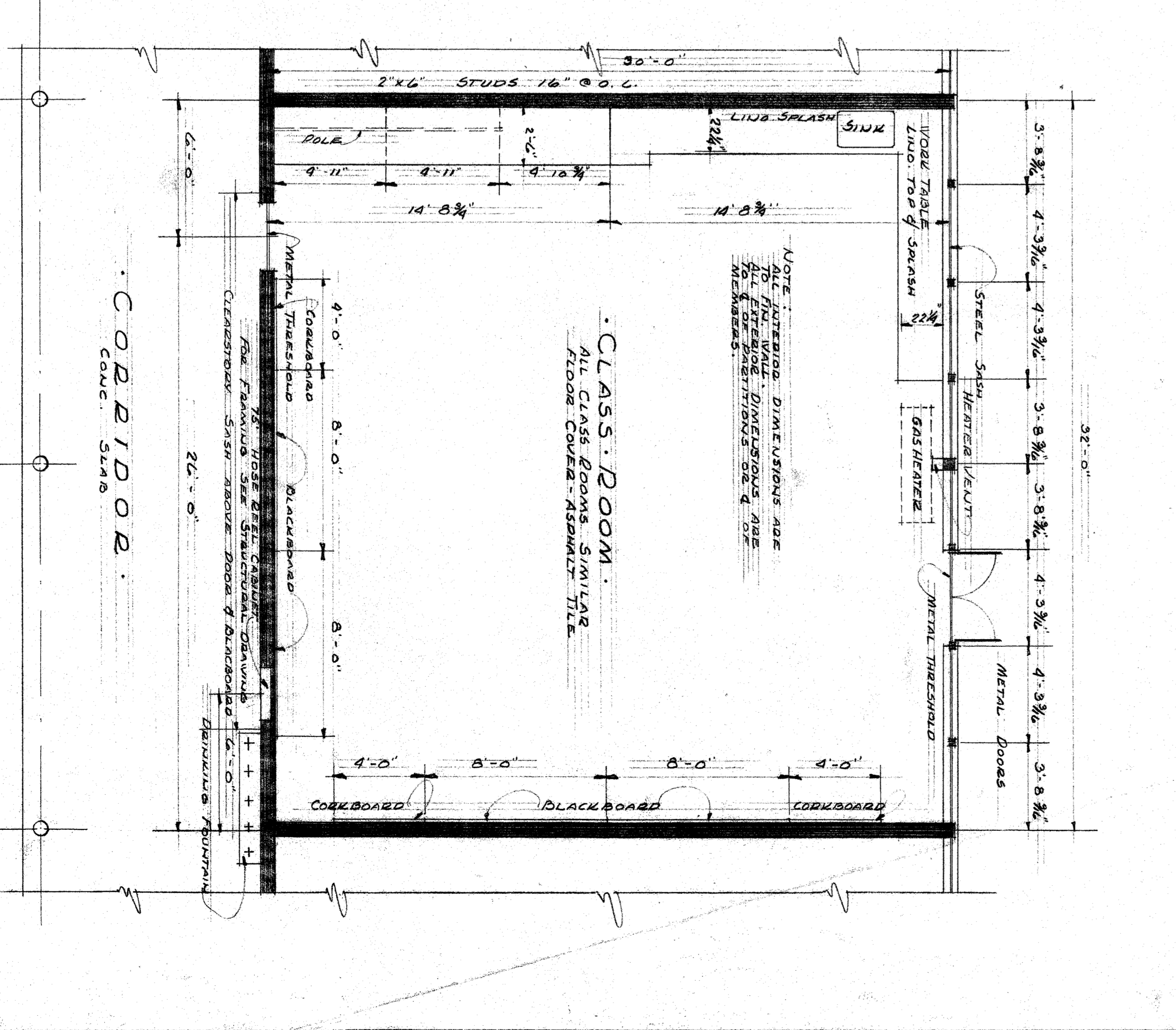
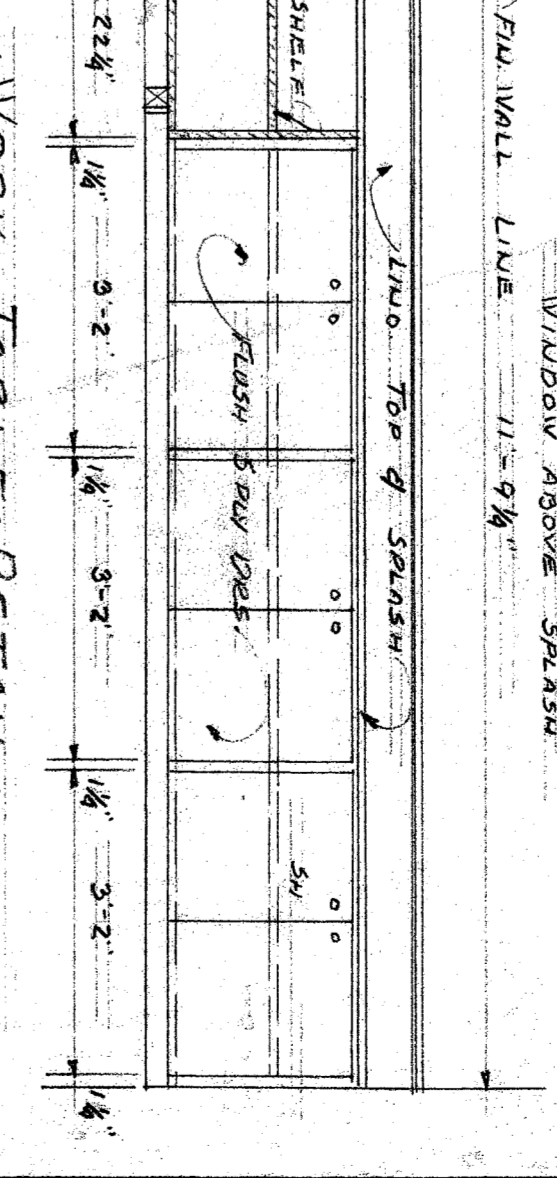
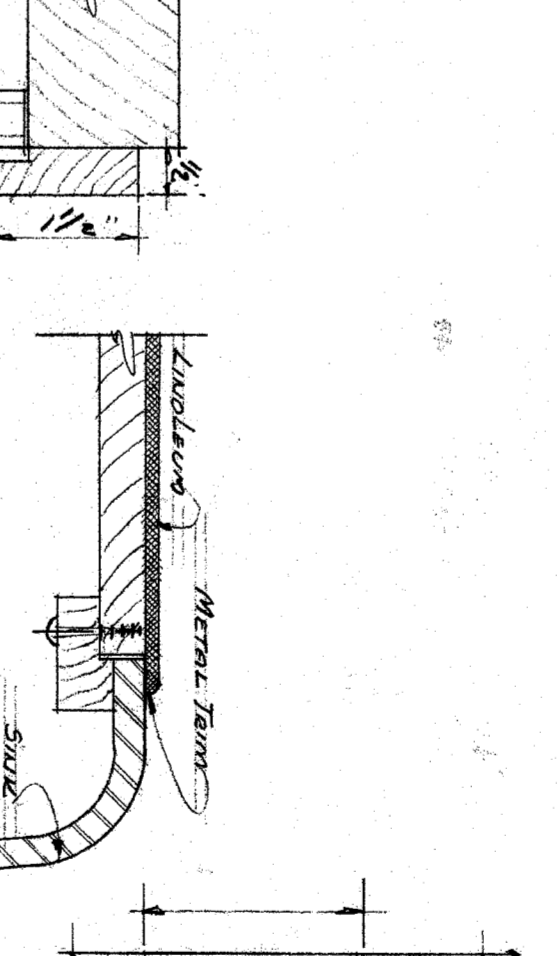
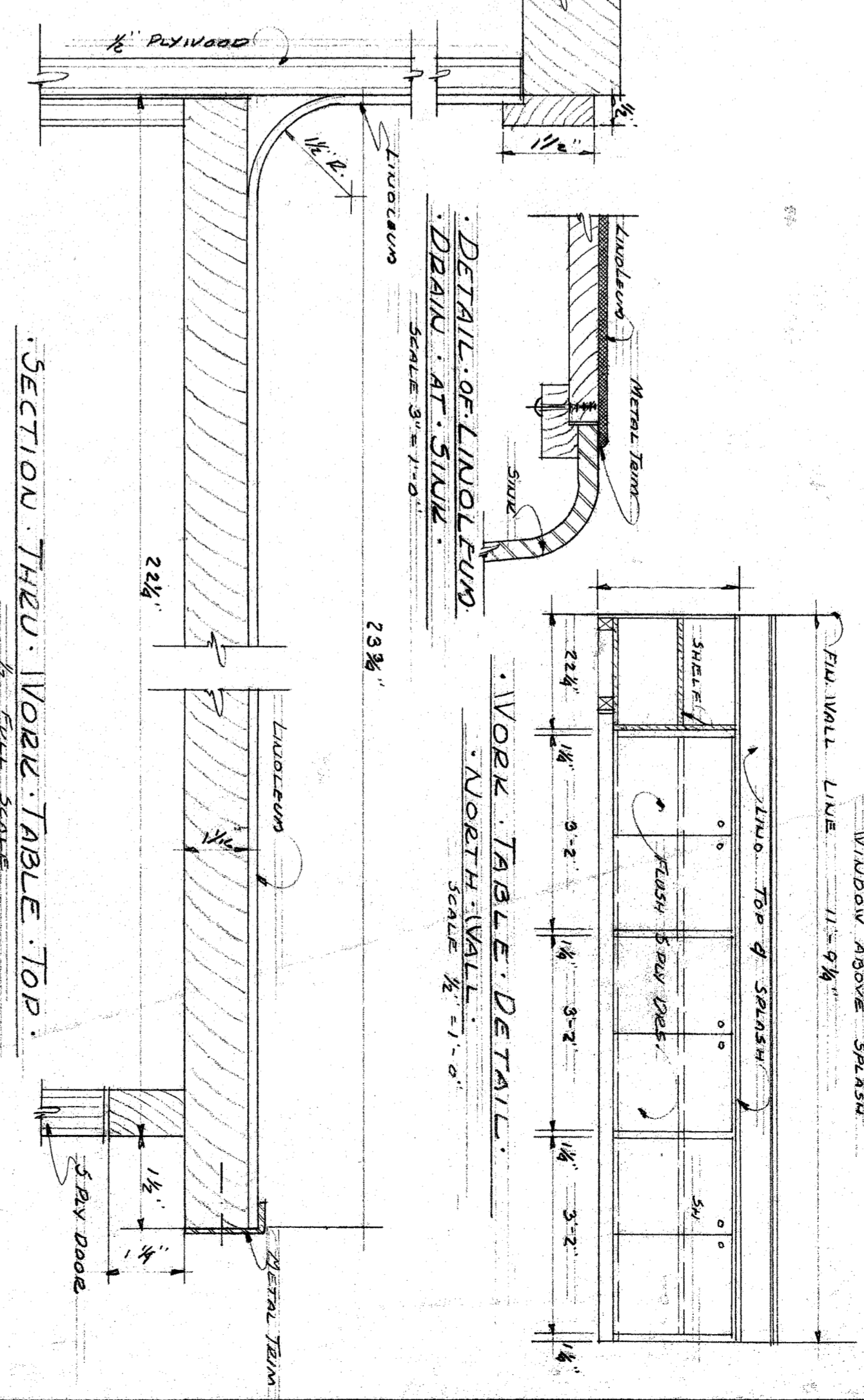
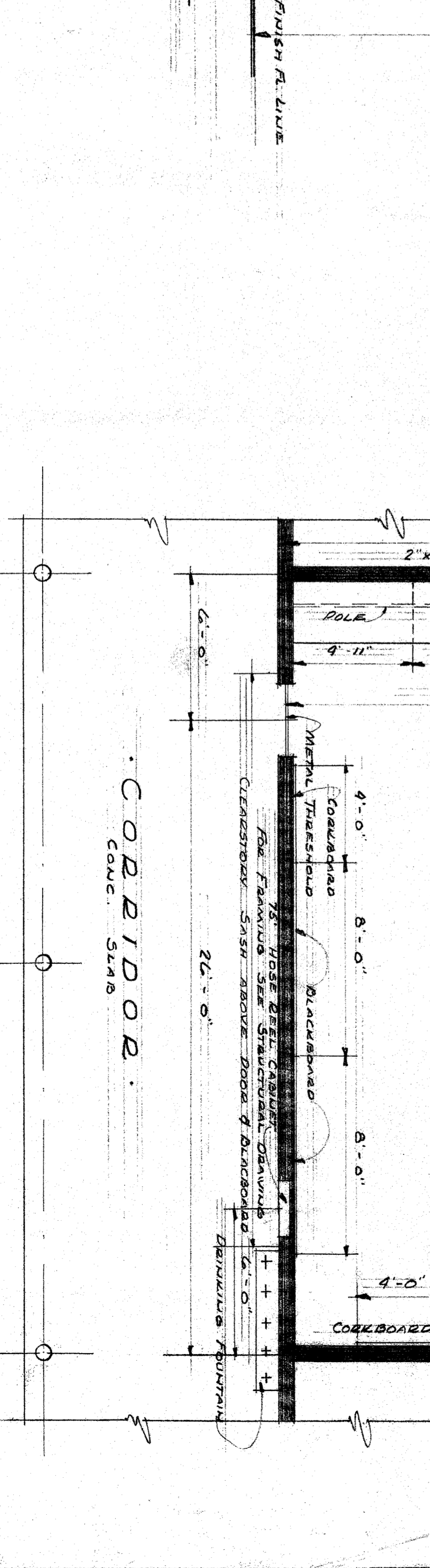
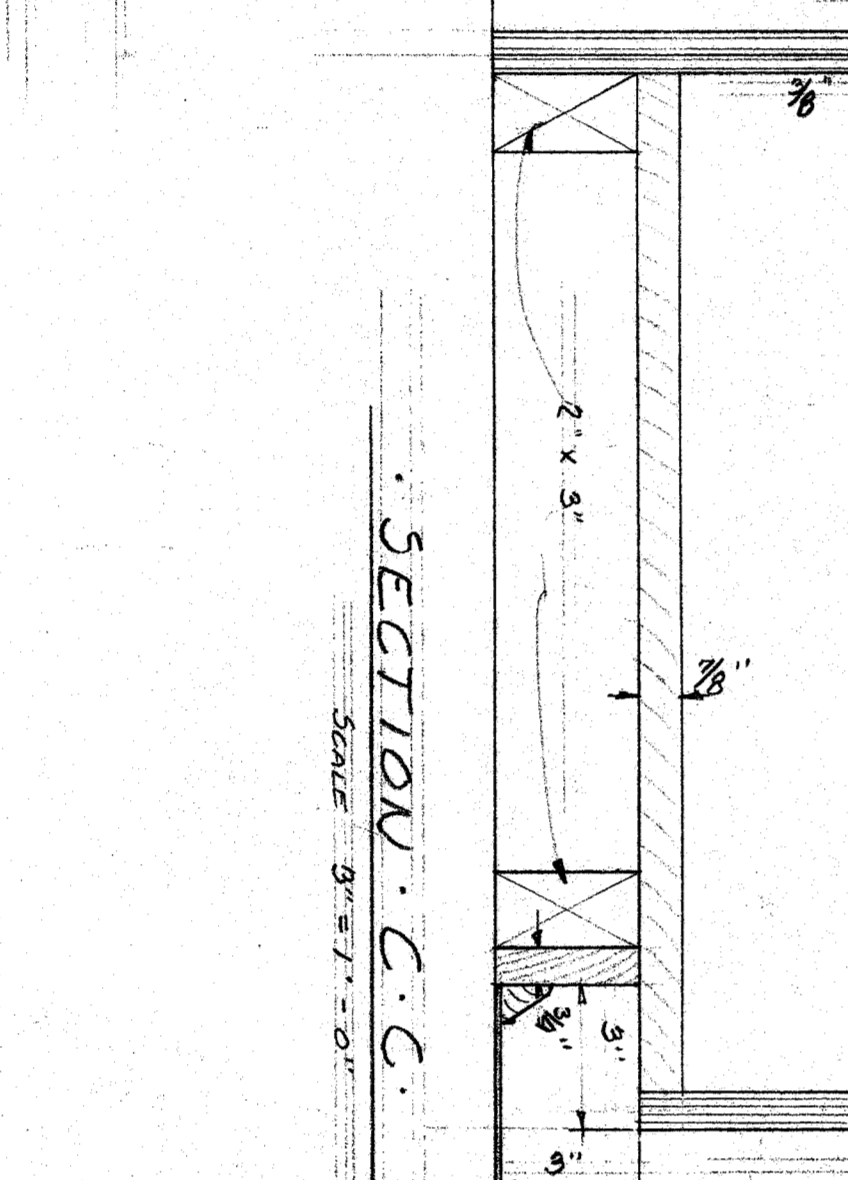
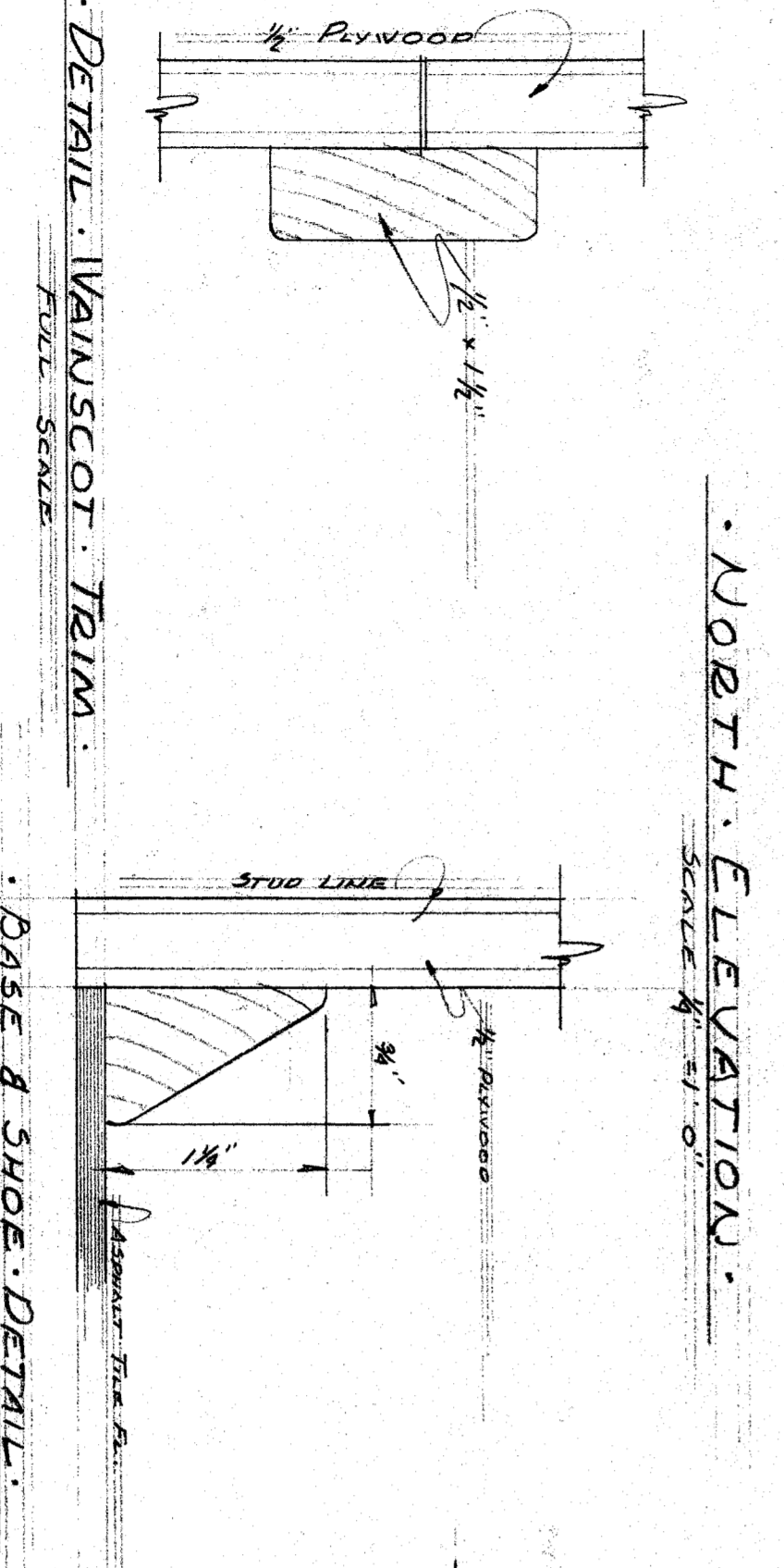
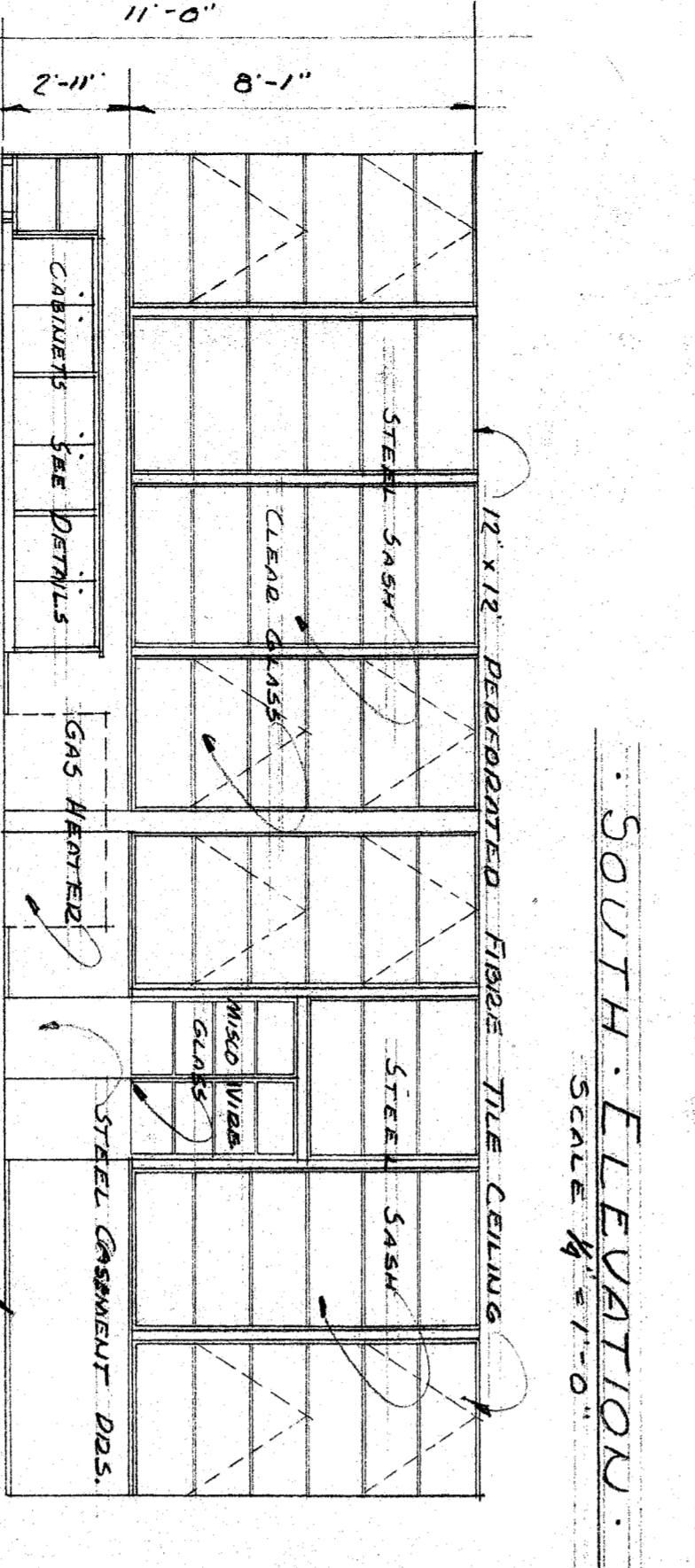

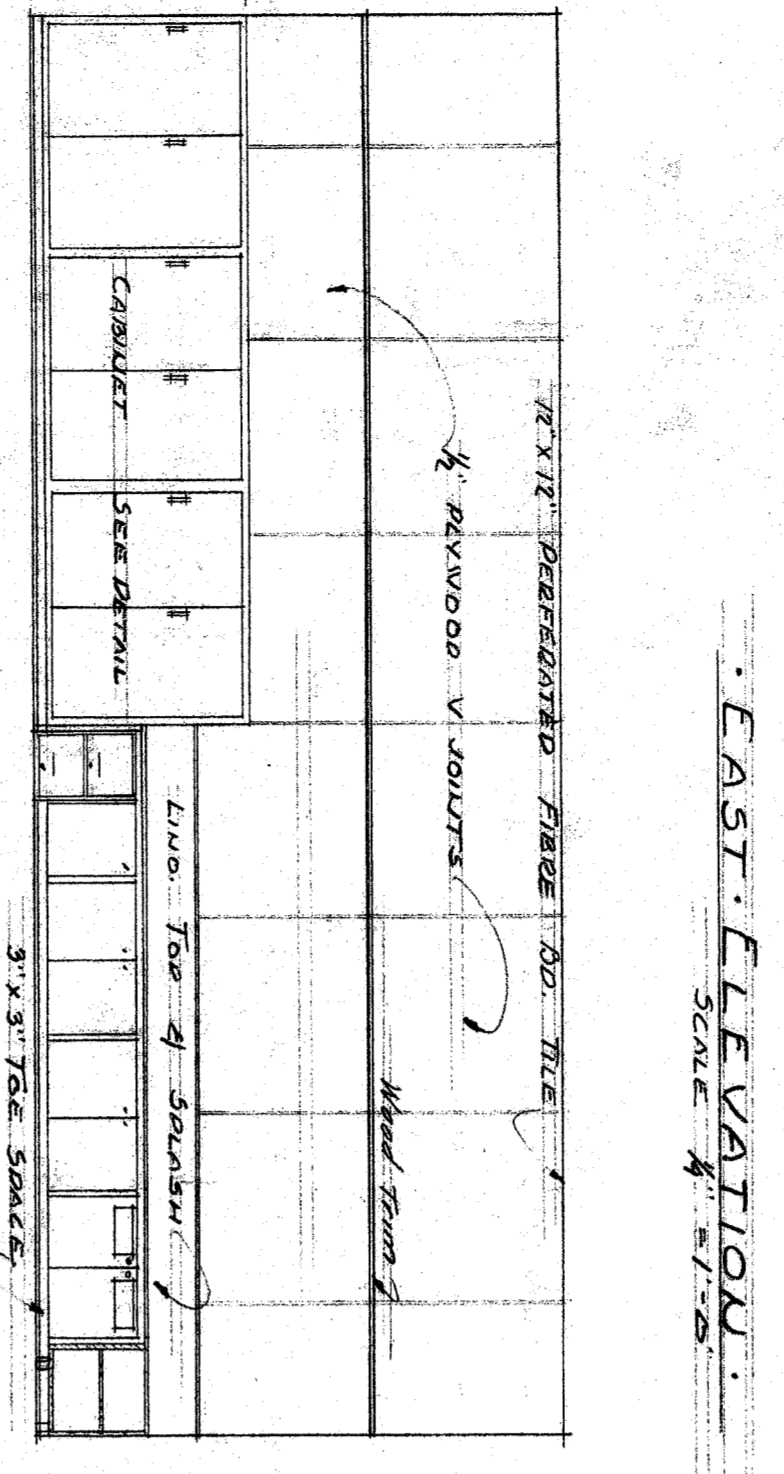

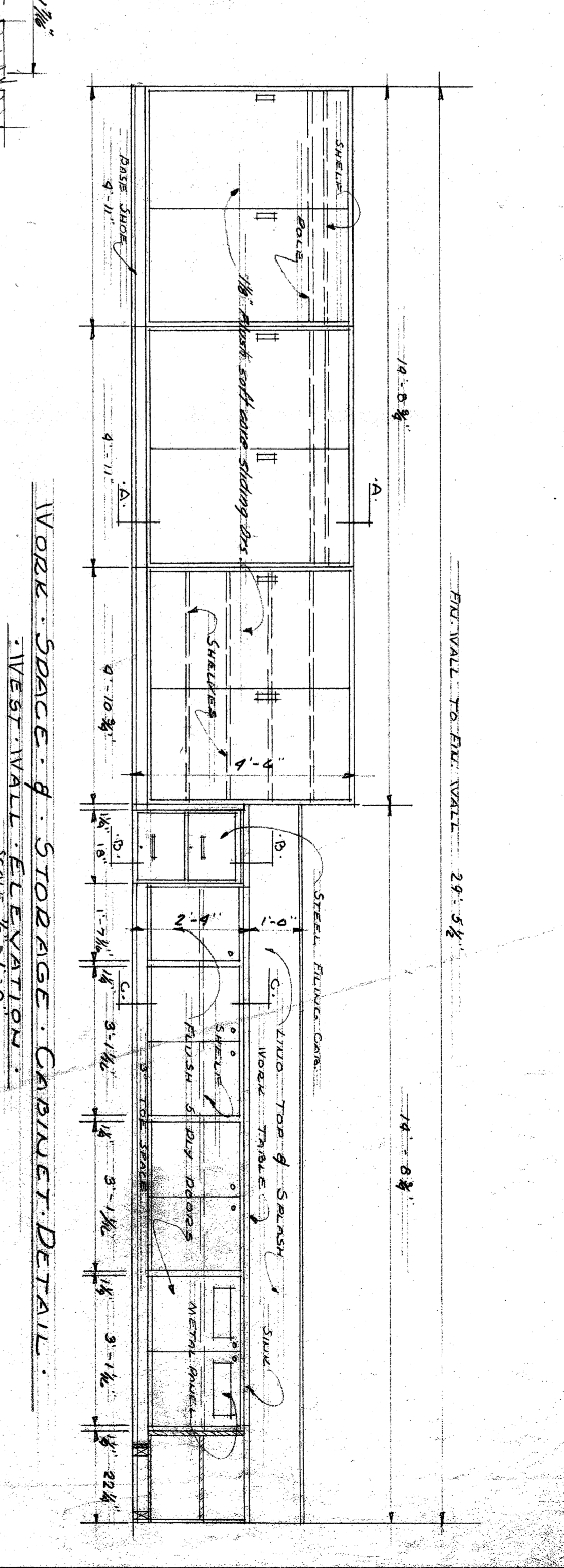
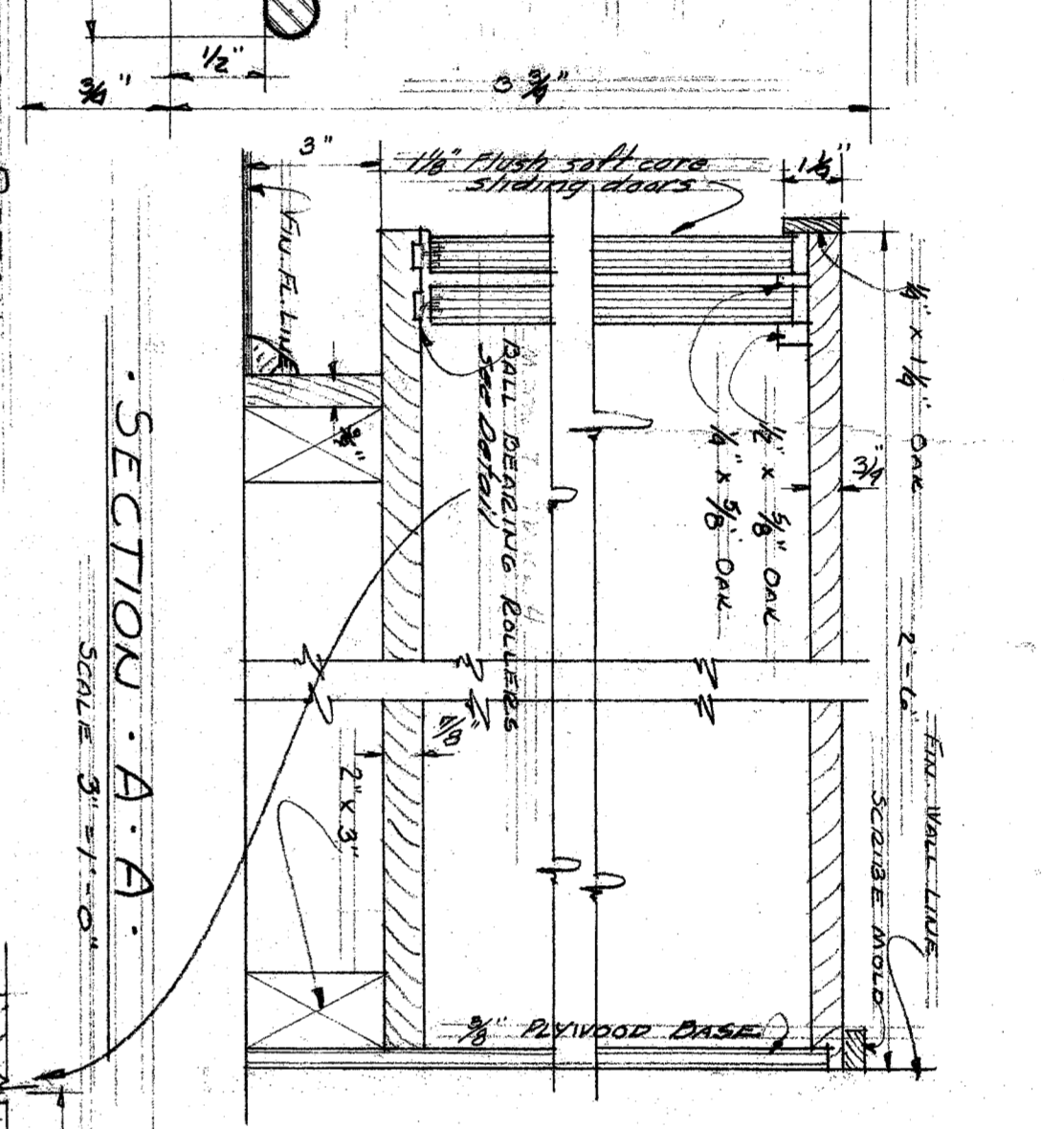
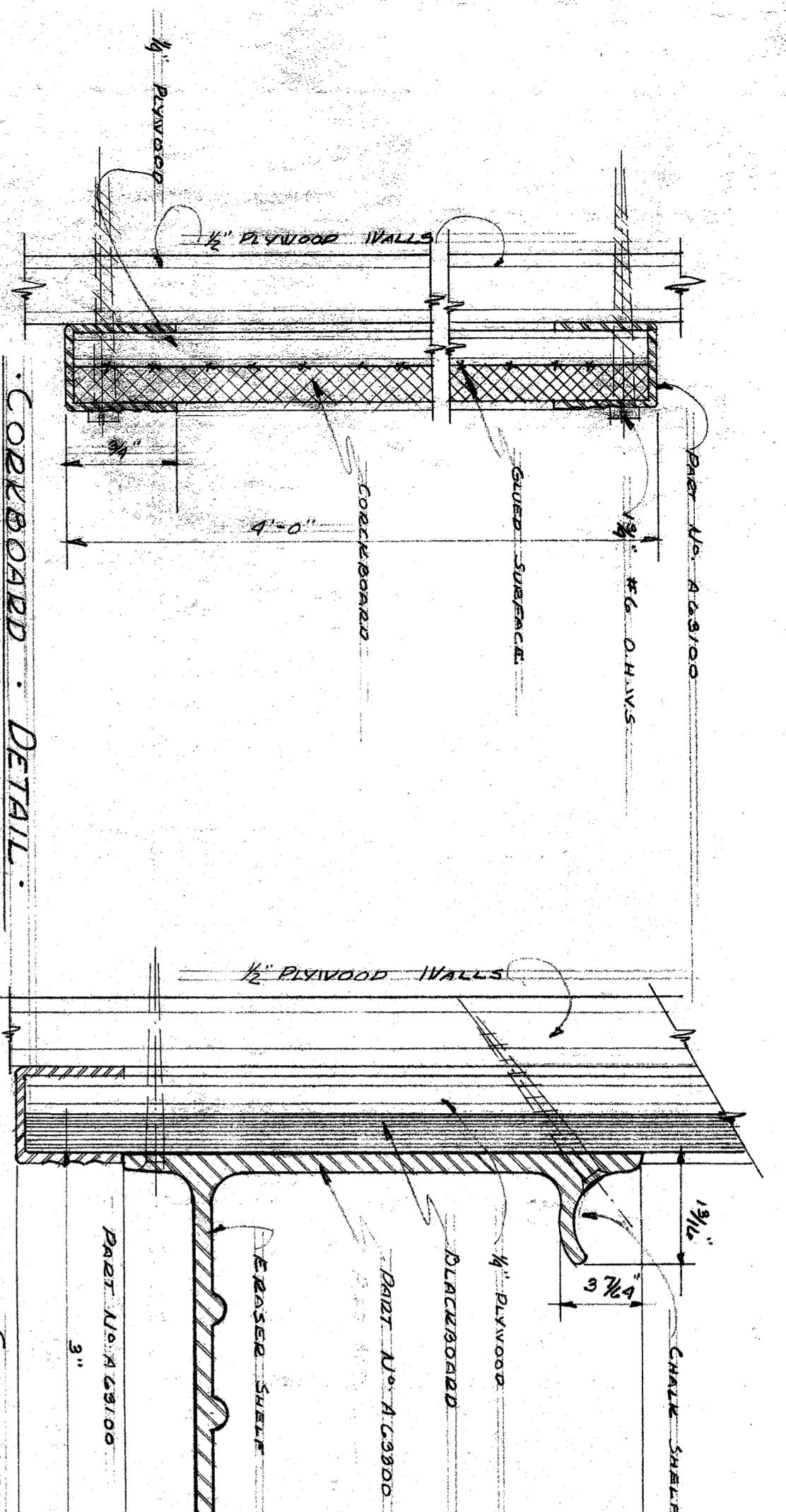
APPROVED COUNTY SUPERINTENDENT OF SCHOOLS 1948

APPROVED BAKERSFIELD SCHOOL DIST. Jan 15/2 1948

CASTRO LANE SCHOOL FOR BAKERSFIELD CITY SCHOOL DIST. BAKERSFIELD CALIFORNIA

CHARLES H. BIGGA A.I.A. ARCHITECT & ASSOCIATE HABERFELDE BULL BAKERSFIELD CALIF

H.R.B.



NOTE: CONTRACTOR IS TO VERIFY ALL DIMENSIONS ON THE WORK AND REPORT TO ARCHITECT IMMEDIATELY IN WRITING.

DIVISION OF SCHOOL HOUSE PLANNING

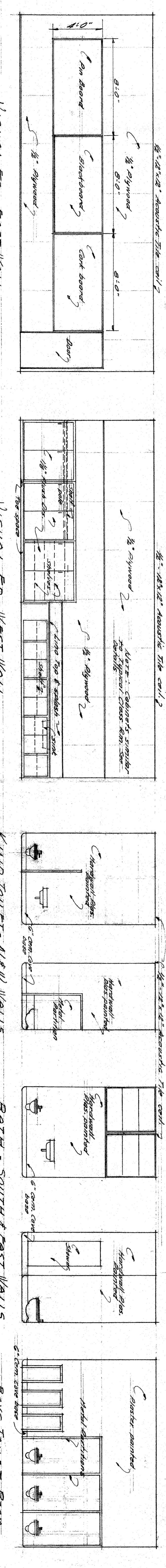

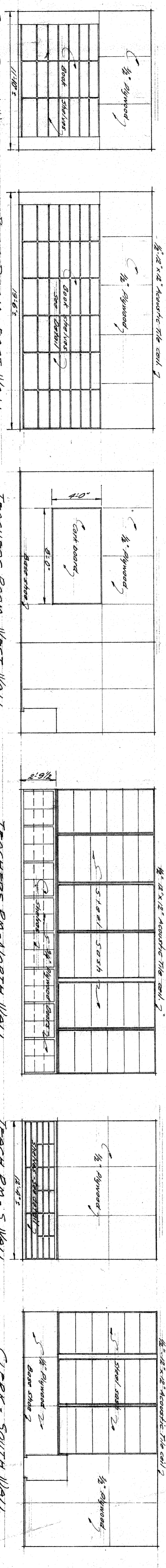
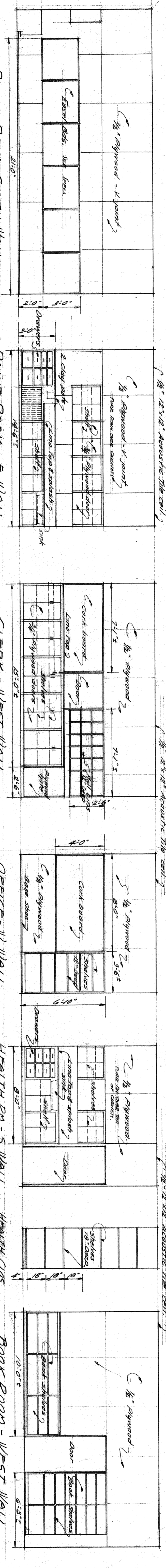

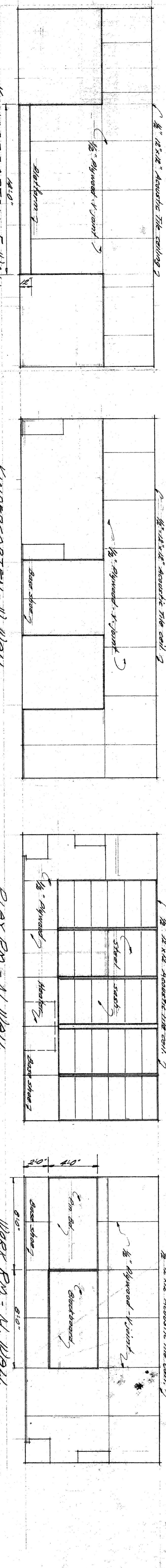
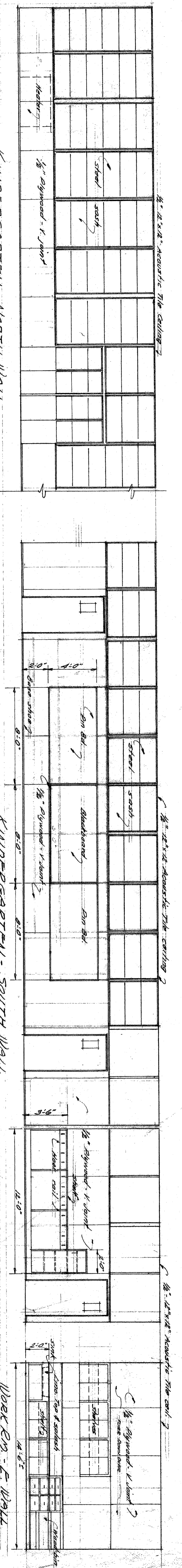
DIVISION OF ARCHITECTURE

APPROVED SUPERINTENDENT OF SCHOOLS 1948

APPROVED BAKERSFIELD SCHOOL DIST. 1948

CASTRO LANE SCHOOL FOR BAKERSFIELD CITY SCHOOL DISTRICT CALIFORNIA

C. B. O'NEILL
CHARLES H. BIGG
A. I. A. ARCHITECTS
& ASSOCIATES
HABERFELDE BUILDING
BAKERSFIELD CALIF.



ROOM ELEVATIONS

Visual Ed. - East Wall

Visual Ed. - West Wall

Kind. Toilet - All W. Walls

Bath - South & East Walls

Boys Toilet Room

CONTRACTOR IS TO VERIFY ALL DIMENSIONS ON THE WORK. THIS DRAWING IS THE PROPERTY OF THE ARCHITECT AND MUST BE RETURNED ON COMPLETION OF THE CONTRACT.

DIVISION OF SCHOOL HOUSE PLANNING

DIVISION OF ARCHITECTURE

APPROVED COUNTY SUPERINTENDENT OF SCHOOLS 1948


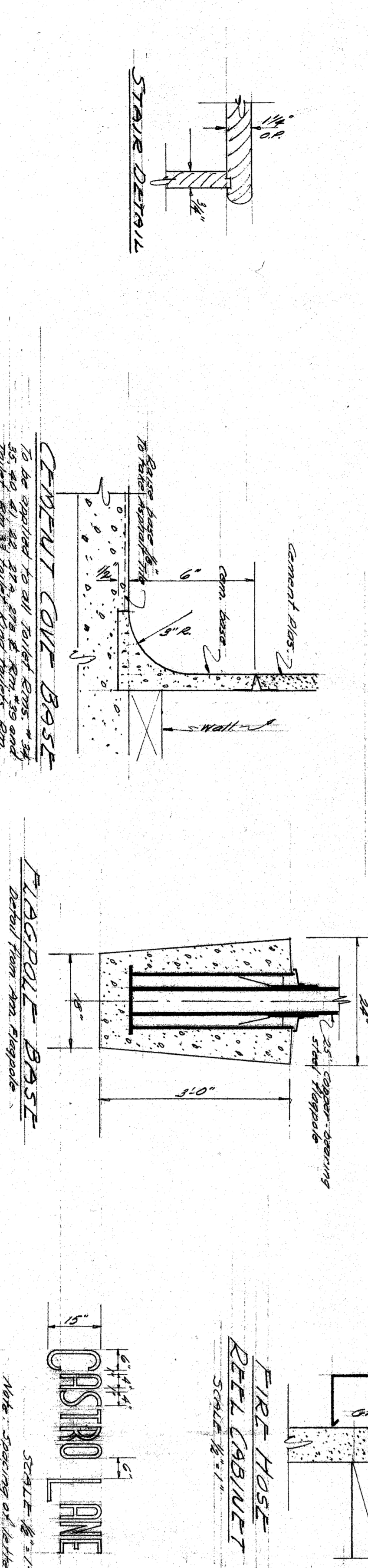
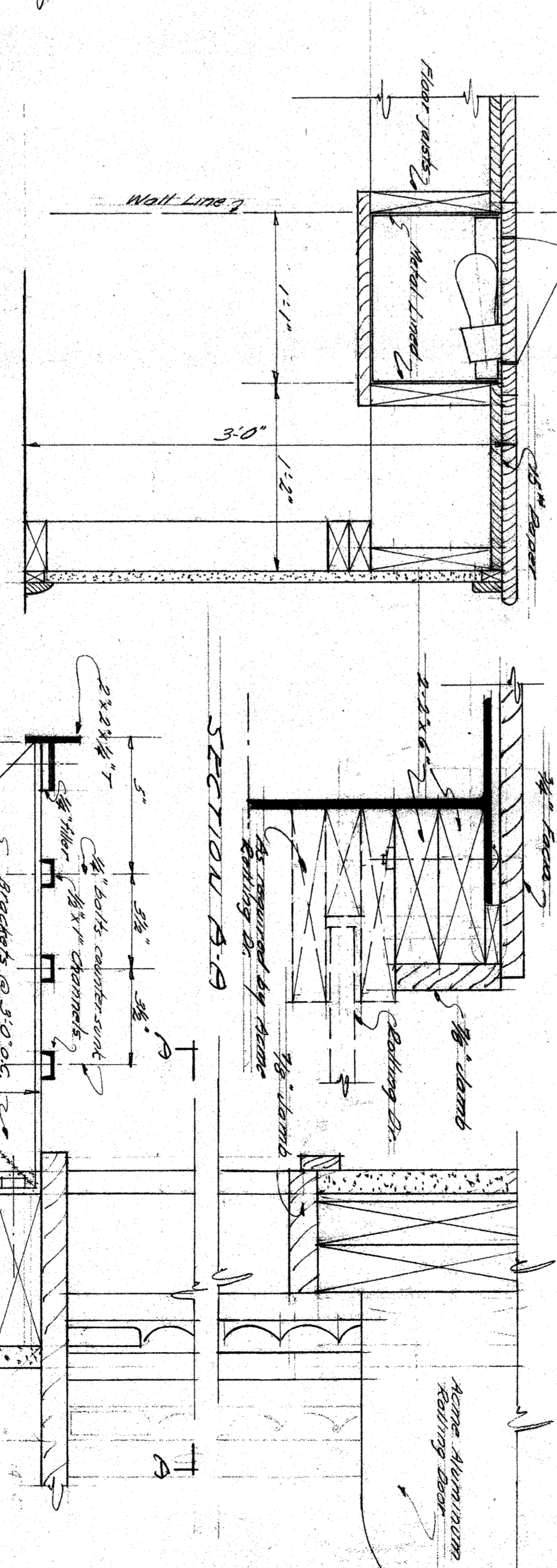
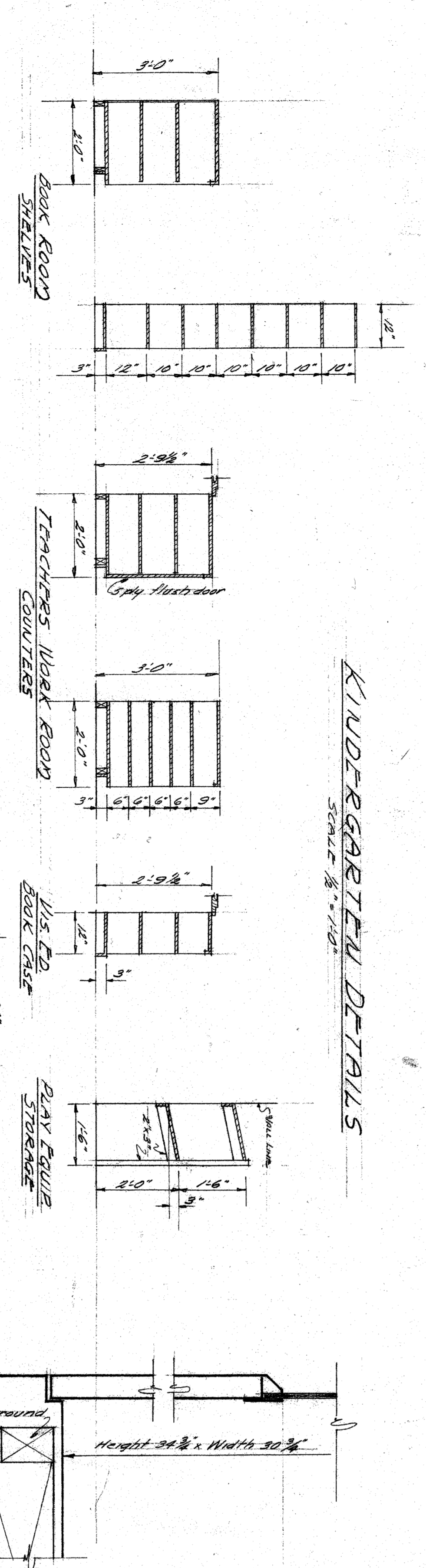
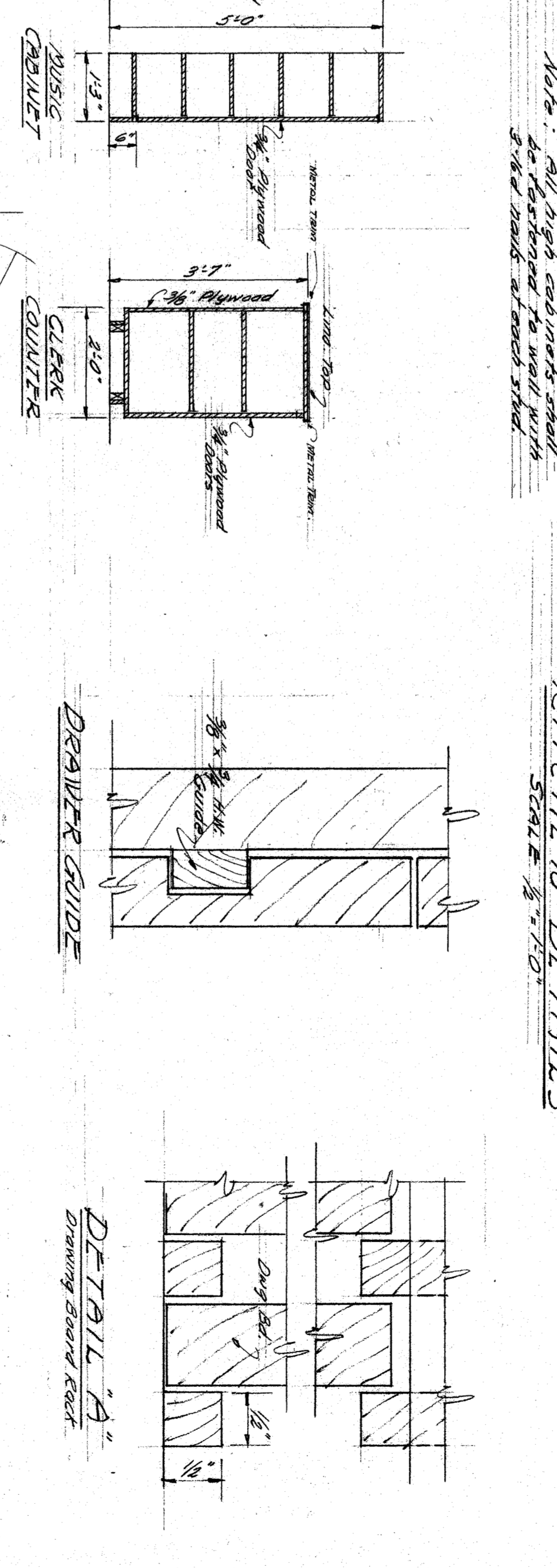
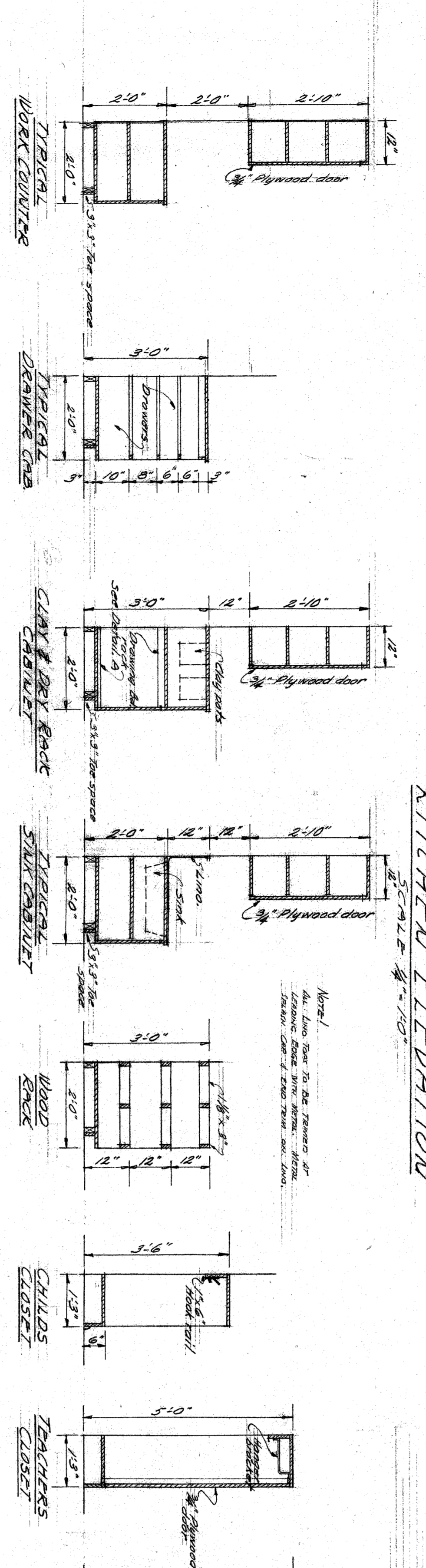
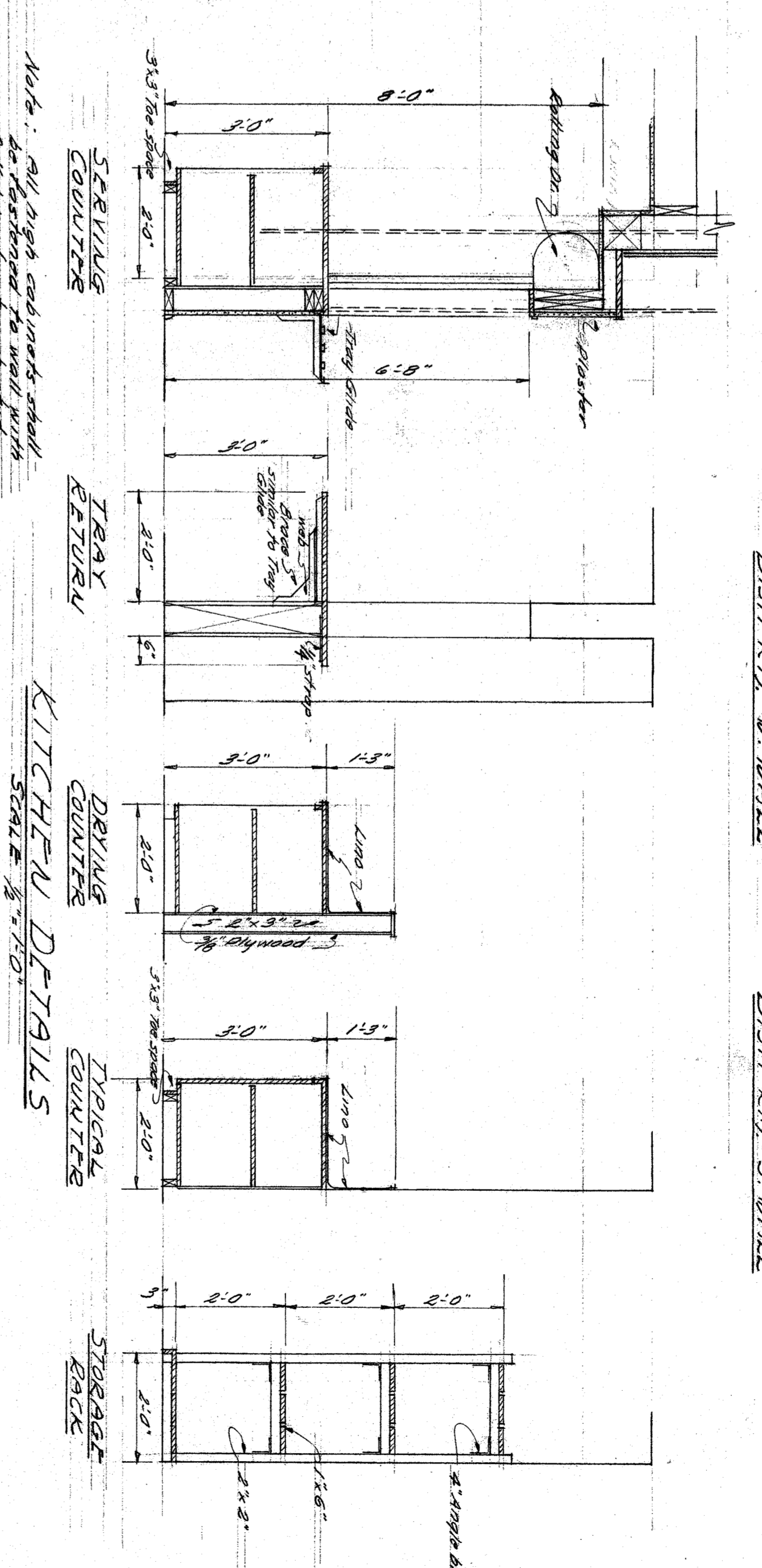
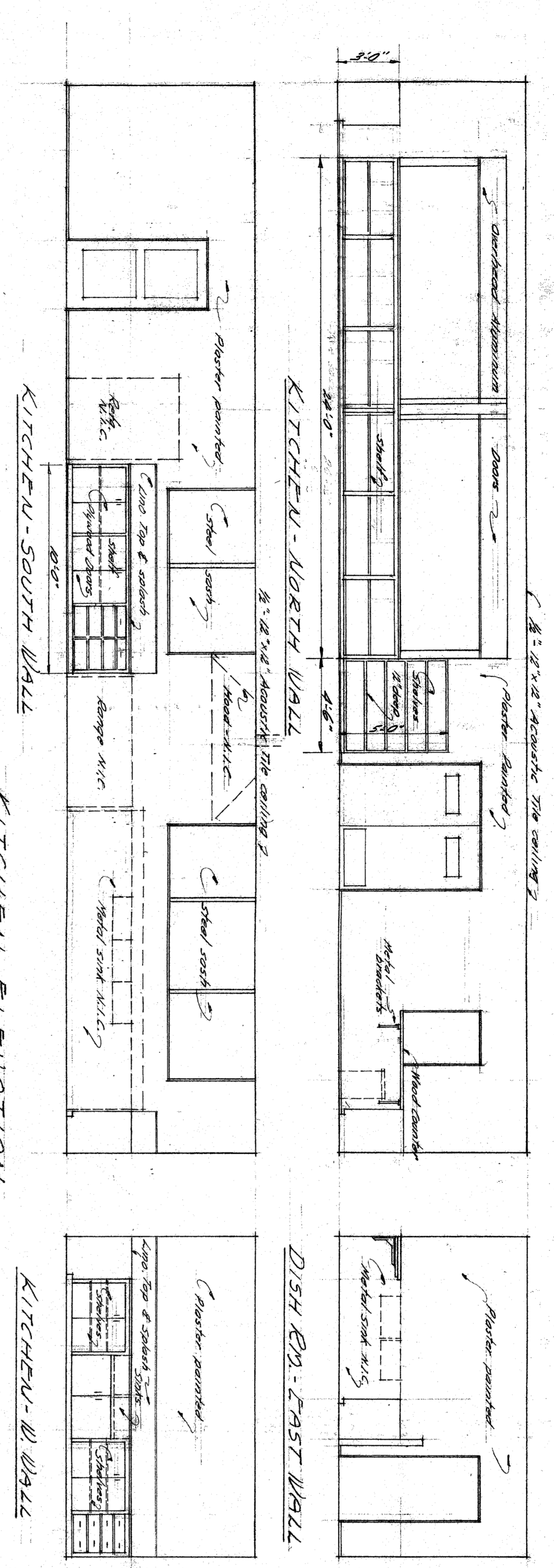
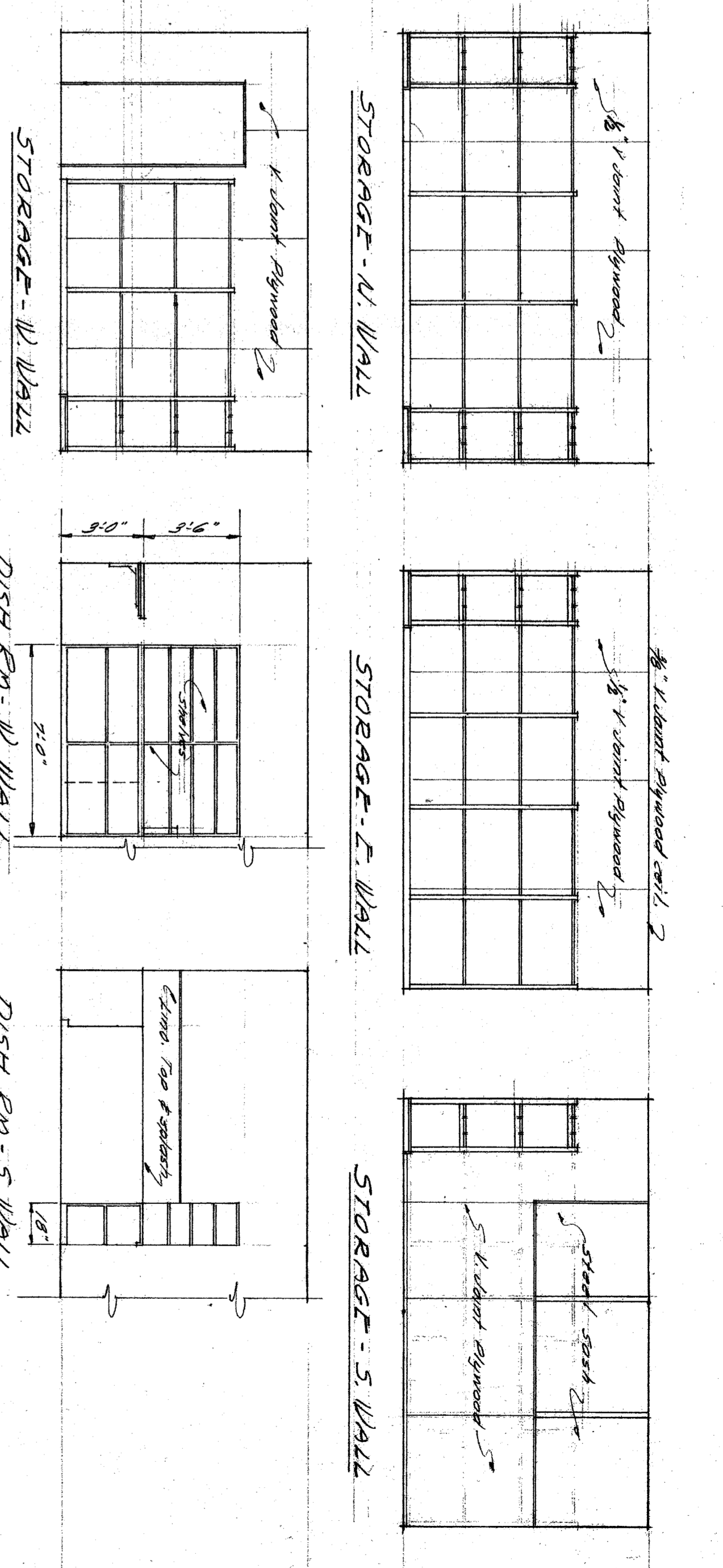
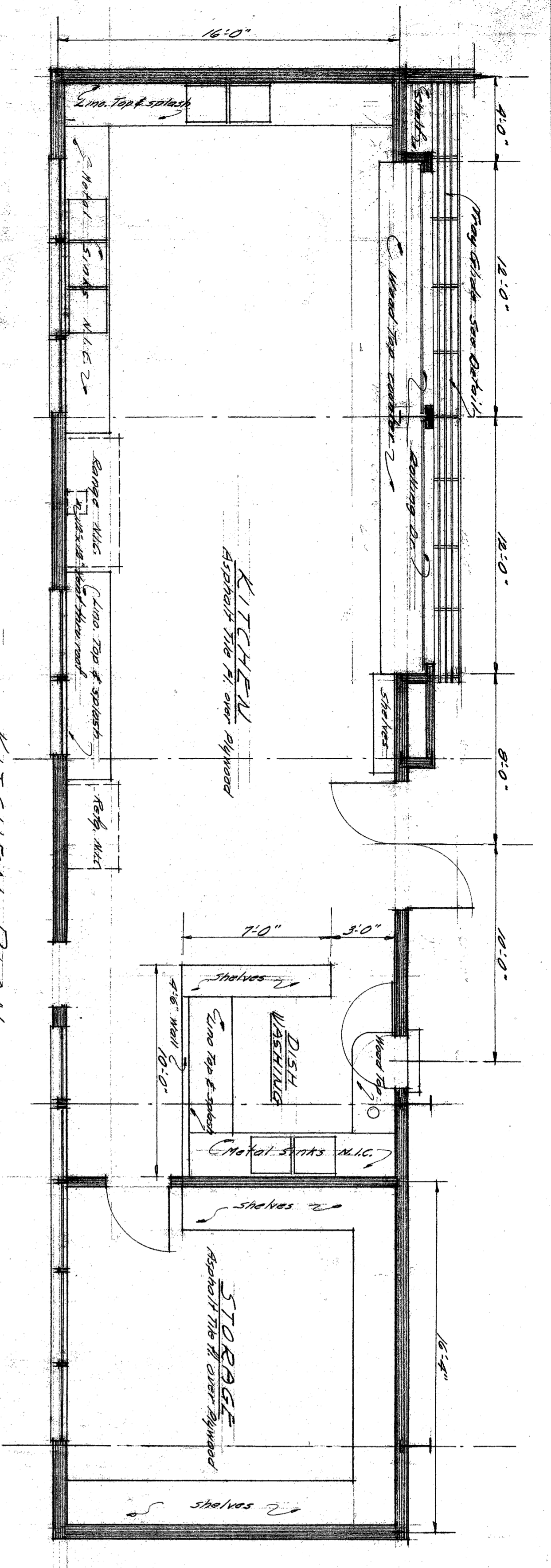
APPROVED BAKERSFIELD SCHOOL DIST. 1948

CASTRO LANE SCHOOL FOR BAKERSFIELD CITY SCHOOL DIST. BAKERSFIELD CALIFORNIA

CHARLES H. BIGGAR A.I.A. ARCHITECT & ASSOCIATE HABERFELDE BUILDING BAKERSFIELD CALIFORNIA

DATE OF CALIFORNIA DEPARTMENT OF PUBLIC WORKS APPROVED DIVISION OF ARCHITECTURE 5.2.27.48

5813 *Alvin M. ...*



CASTRO LANE SCHOOL
SCALE 1/8" = 1'-0"

CASTRO LANE SCHOOL
SCALE 1/8" = 1'-0"

CASTRO LANE SCHOOL
SCALE 1/8" = 1'-0"

CASTRO LANE SCHOOL
SCALE 1/8" = 1'-0"

CASTRO LANE SCHOOL
SCALE 1/8" = 1'-0"

CASTRO LANE SCHOOL
SCALE 1/8" = 1'-0"

CASTRO LANE SCHOOL
SCALE 1/8" = 1'-0"

CASTRO LANE SCHOOL
SCALE 1/8" = 1'-0"

CASTRO LANE SCHOOL
SCALE 1/8" = 1'-0"

CASTRO LANE SCHOOL
SCALE 1/8" = 1'-0"

CASTRO LANE SCHOOL
SCALE 1/8" = 1'-0"

CASTRO LANE SCHOOL
SCALE 1/8" = 1'-0"

CASTRO LANE SCHOOL
SCALE 1/8" = 1'-0"

CASTRO LANE SCHOOL
SCALE 1/8" = 1'-0"

CASTRO LANE SCHOOL
SCALE 1/8" = 1'-0"

CASTRO LANE SCHOOL
SCALE 1/8" = 1'-0"

CASTRO LANE SCHOOL
SCALE 1/8" = 1'-0"

CASTRO LANE SCHOOL
SCALE 1/8" = 1'-0"

CASTRO LANE SCHOOL
SCALE 1/8" = 1'-0"

CASTRO LANE SCHOOL
SCALE 1/8" = 1'-0"

CASTRO LANE SCHOOL
SCALE 1/8" = 1'-0"

CASTRO LANE SCHOOL
SCALE 1/8" = 1'-0"

CASTRO LANE SCHOOL
SCALE 1/8" = 1'-0"

CASTRO LANE SCHOOL
SCALE 1/8" = 1'-0"

CASTRO LANE SCHOOL
SCALE 1/8" = 1'-0"

CASTRO LANE SCHOOL
SCALE 1/8" = 1'-0"

CASTRO LANE SCHOOL
SCALE 1/8" = 1'-0"

CASTRO LANE SCHOOL
SCALE 1/8" = 1'-0"

CASTRO LANE SCHOOL
SCALE 1/8" = 1'-0"

CASTRO LANE SCHOOL
SCALE 1/8" = 1'-0"

CASTRO LANE SCHOOL
SCALE 1/8" = 1'-0"

CASTRO LANE SCHOOL
SCALE 1/8" = 1'-0"

CASTRO LANE SCHOOL
SCALE 1/8" = 1'-0"

CASTRO LANE SCHOOL
SCALE 1/8" = 1'-0"

CASTRO LANE SCHOOL
SCALE 1/8" = 1'-0"

CASTRO LANE SCHOOL
SCALE 1/8" = 1'-0"

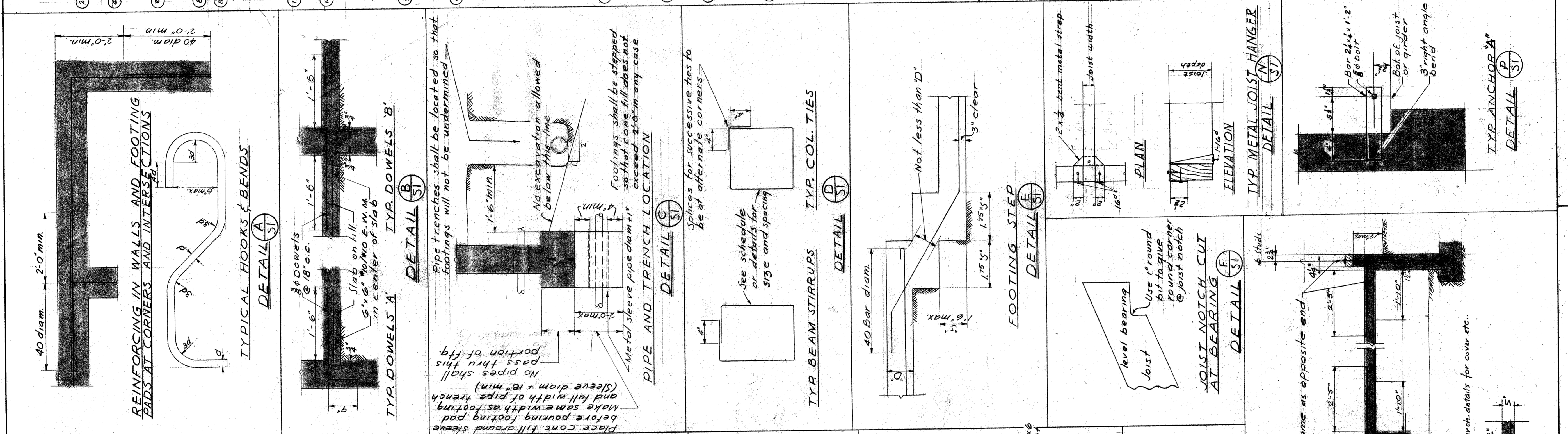
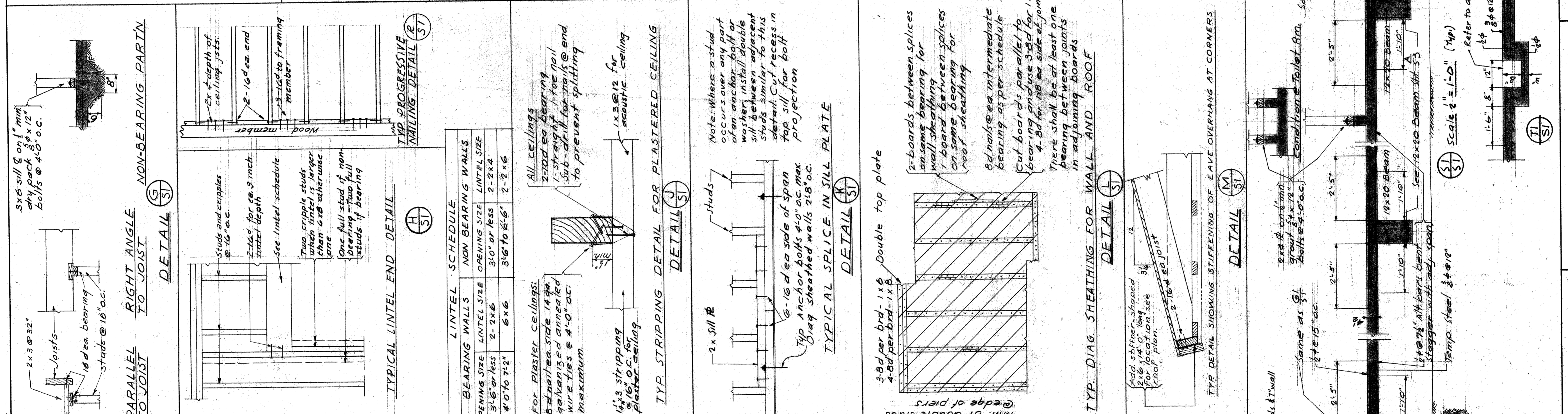
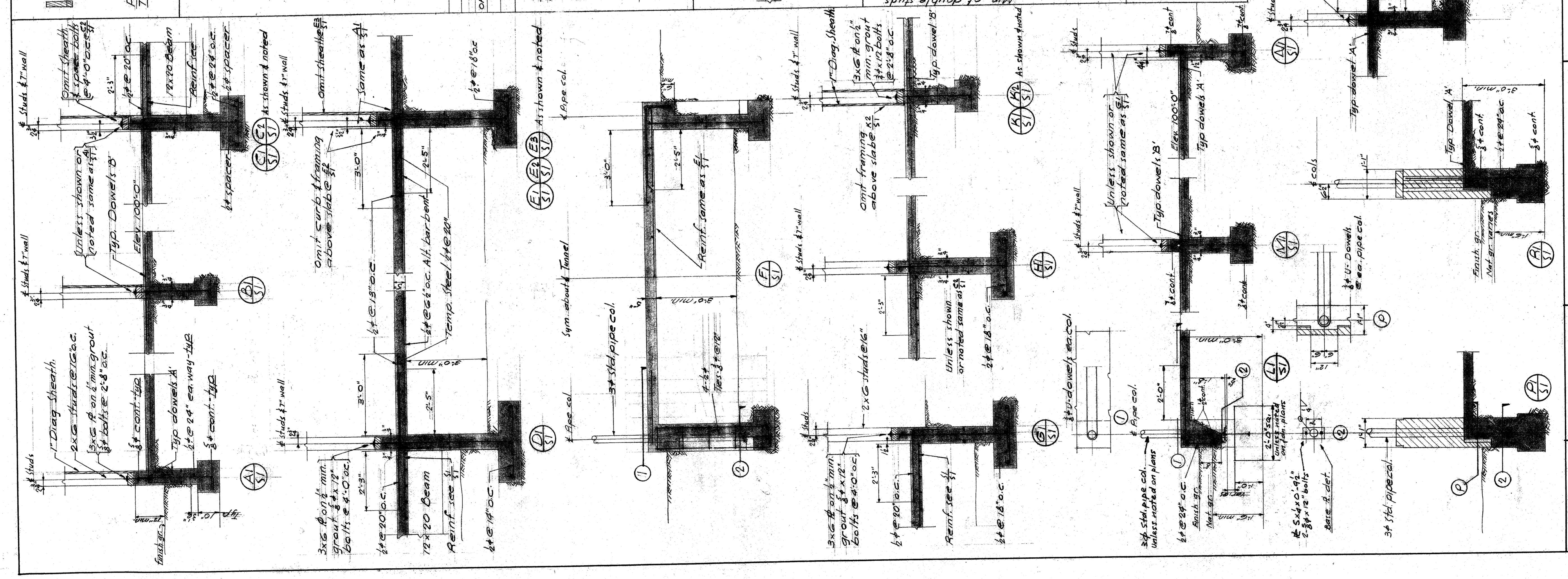
CASTRO LANE SCHOOL
SCALE 1/8" = 1'-0"

CASTRO LANE SCHOOL
SCALE 1/8" = 1'-0"

CASTRO LANE SCHOOL
SCALE 1/8" = 1'-0"

CASTRO LANE SCHOOL
SCALE 1/8" = 1'-0"

CASTRO LANE SCHOOL
SCALE 1/8" = 1'-0"



GENERAL NOTES

REINFORCED CONCRETE:

- Soil supporting footing is sandy loam.
- Soil bearing value used in design assumed to be 10,000 lbs. per sq. ft. on 12" x 12" test.
- Use 100# concrete for footings and walls.
- No brick or porous material shall be used to support footing steel off ground.
- All concrete shall have a min. ultimate compressive strength of 3,500 lbs. per sq. in.
- Anchor bolts and dowels shall be securely held in place.
- Surface concrete is placed shall lap 40 bar diam. except that columns may lap 30 bar diam. min. unless noted.
- Separate bars 2" diam. o.c. at all laps (1/2" clear).
- Column dowels may be separated, 1" min. clear.
- Rein. steel shall have the min. protective concrete covering indicated below.
 - Columns (main steel) 3"
 - Slabs 2"
 - Beams sides tops and soffits 1 1/2"
- Slabs on fill other than walls shall be reinf. 6"x6" 10#/10" E.W.M. (electric welded wire fabric) placed in center of slab.
- See Arch. or Mech. drawings for location of pipe, vent and other openings.
- Anchorage of dowels shall be equivalent to bar splice details.

STRUCTURAL STEEL:

- Rivets shall be 3/8". Bolts shall be 3/4" unless otherwise noted.
- When stress is not given, use minimum direct stress to develop the strength of the members.
- Standard beam connections or connections of equal strength shall be used for all beam connections not shown.
- Base plates shall be bedded on dry pack of 1" min. thickness.
- All structural steel shall be A-7 conforming to the AISC specification.
- All welding shall be done by the electric shielded arc process.
- Provide "Magniflux" inspection where called for or various details.

TIMBER:

- All framing lumber to be grade 1200F Douglas Fir except beams 5" or more in width which are to be 1600 D.F. Post, beams, etc. to be S4S.
- Members shall be treated Douglas Fir set in dry pack of min. and bored to comply with 8"x12" tables in A.C.I. Code.
- Studs shall be spaced @ 16" o.c. max. and of the size shown on plans.
- No structural member shall be cut for pipes unless specifically shown or made with small openings shall be framed with double joists or rafters of full length.
- Joists shall be spliced at supports only (except as detailed).
- Splices shall have a lap of joists not less than 1-0 with 3-16d nails with a depth up to 6" and 1-16d additional for an increase in depth over 6".
- Splices on all supports shall be placed between rafters or joists.
- Holes for bolts shall be bored with a bit of the same nominal diam. as the bolt.
- All roof sheathing shall be 1/2" or 5/8" T&G end matched.

REINFORCED BRICK:

- All masonry shall be gouted brick masonry 1/4 quart of concrete per sack of cement Grout Mix: some brick.
- Gouted joint brick shall be grade M.M. burned clay brick.
- Splices in reinf. steel shall lap 50 bar diam.

NAILING SCHEDULE

Joists or rafters to sides of studs 8" or less 3-16d
 Joists or rafters to top of stud 2-16d
 Studs to bearing toe nail ea. side 2-10d
 Blocking to bearing joists or rafters 2-10d
 Blocking to joists or rafters toe nail ea. side ea. end 2-10d
 Sheathing to interior bearings 2-8d @ end bearings: 3-8d 1-16d 3-8d 4-8d
 Cross bridging between joists or rafters - toe nail ea. end 2-8d
 Herringbone blocking 2-10d
 Ceiling strips 2-8d
 Rubbers to studs 2-10d
 1" ribbon 2-8d
 2" ribbon 2-16d
 Double top plates to top of stud 2-20d
 Lower plates to top of plate 16d @ 18"
 Multiple studs stagger for widths more than 4" 16d @ 18"
 Built up beams 8" or less in depth - staggered 16d @ 18"
 Double joists or rafters staggered 8d @ 18"
 where blocked apart - @ ea. block 2-20d

LEGEND

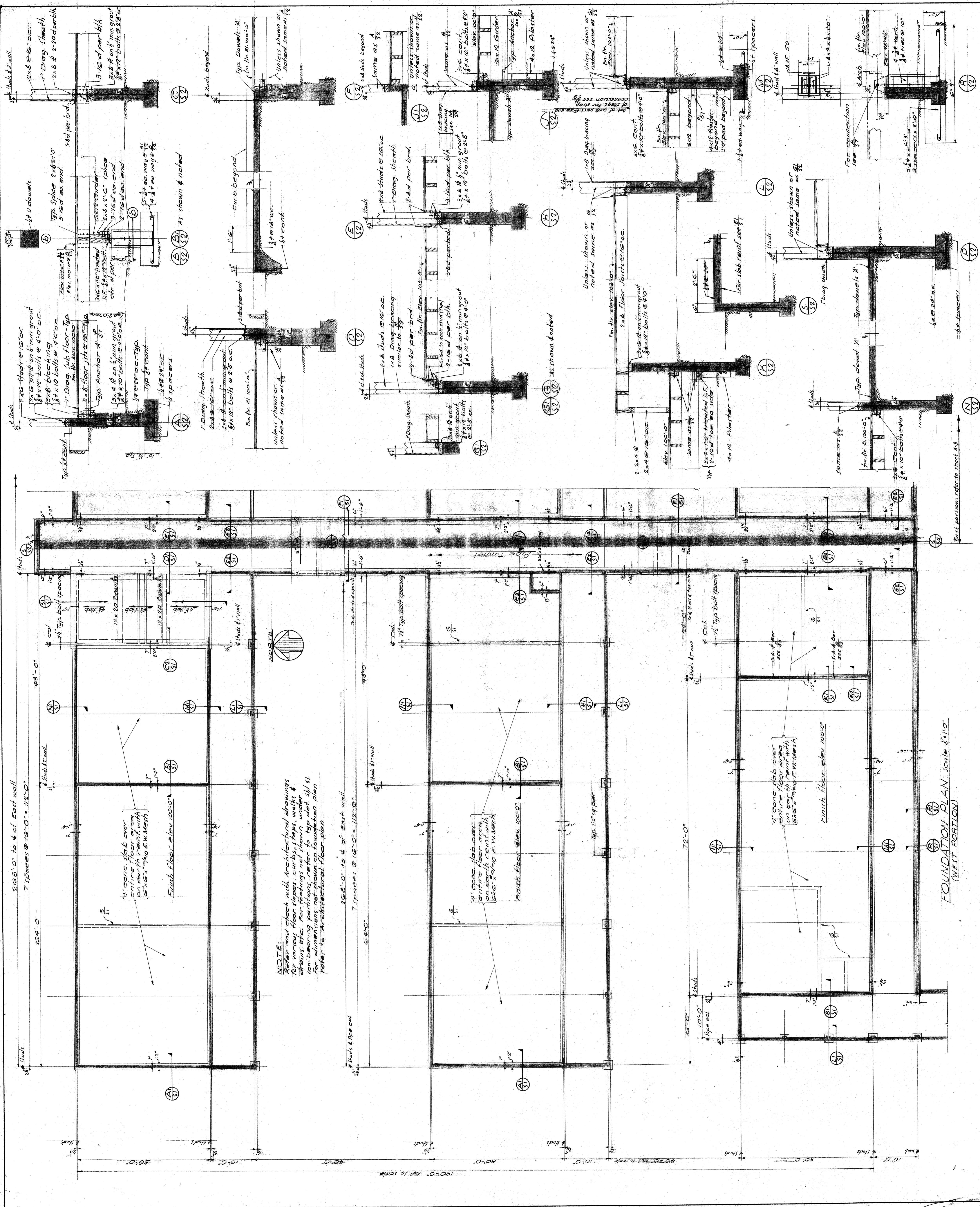
Concrete in section
 Wood in section
 Brick in section
 Footing step
 Elevation at bottom of footing

CASTRO LANE SCHOOL FOR BAKERSFIELD CITY SCHOOL DIST. BAKERSFIELD CALIFORNIA

CHARLES H. BIGGAR A.I.A. ARCHITECT & ASSOCIATES BAKERSFELDE BUILDING BAKERSFIELD CALIFORNIA

HILLMAN & NOWELL STRUCTURAL ENGINEERS ARCHITECTS BAKERSFIELD CALIFORNIA

NOTE: CONTRACTOR IS TO VERIFY ALL DIMENSIONS ON THE WORK. THIS DRAWING IS THE PROPERTY OF THE ARCHITECT AND MUST BE RETURNED ON COMPLETION OF THE CONTRACT.



NOTE:
 Refer and check with Architectural drawings for various floor slopes, curbs, steps, walks & drains etc. For footings not shown, under all sl non-bearing partitions, refer to upper plan. Refer to Architectural floor plan.

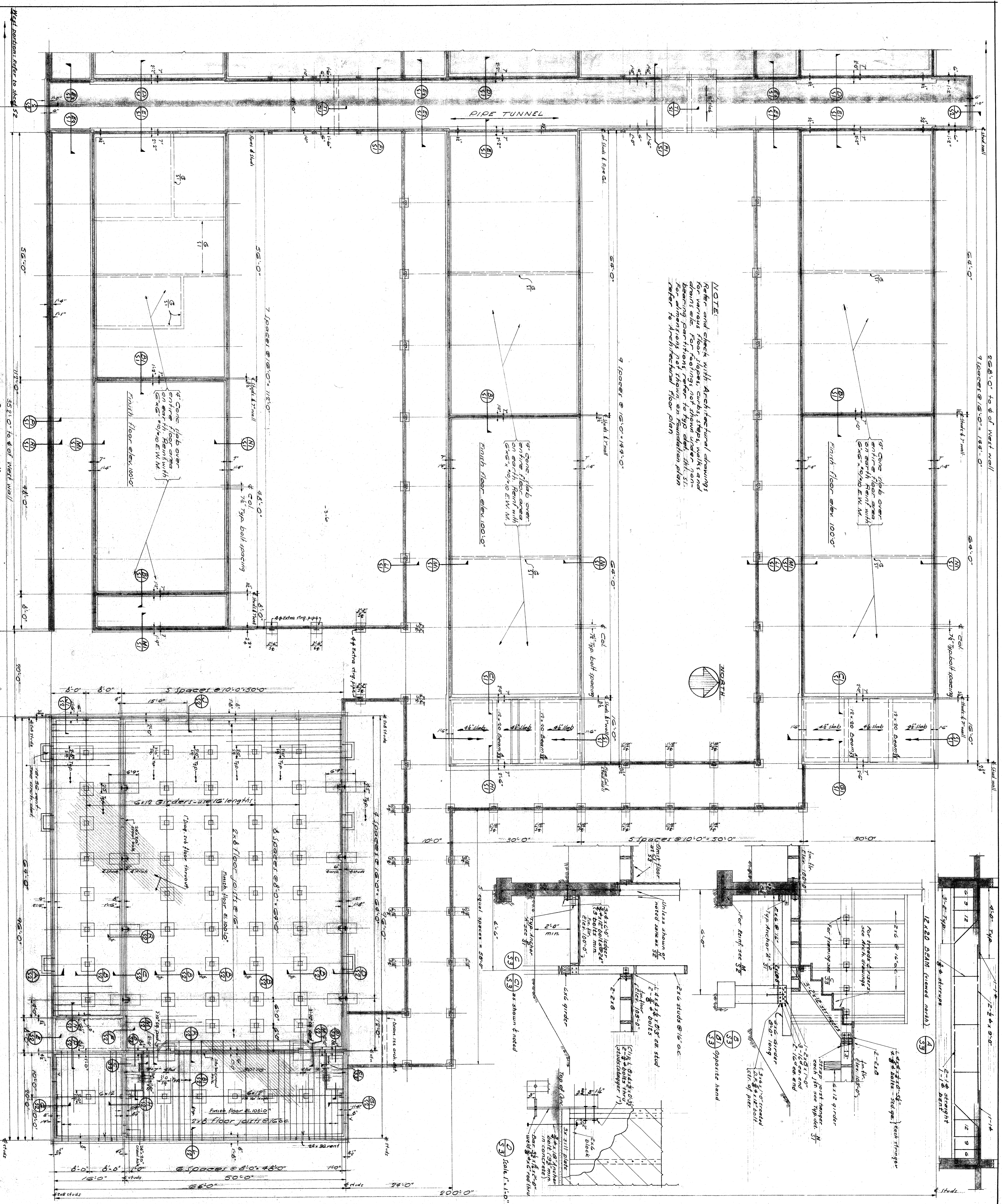
FOUNDATION PLAN (Scale 1/4" = 1'-0")
 (WEST PORTION)

UNLESS NOTED SCALE 1/4" = 1'-0"
 DRAWN: P. B. [Signature]
 CHECKED: J. COOK
 REVISIONS:
 CHARLES H. BIGGAR
 A. I. A. ARCHITECT
 & ASSOCIATES
 HABERFELDE BUILDING
 BAKERSFIELD CALIFORNIA

CASTRO LANE SCHOOL
 FOR CAST
 BAKERSFIELD CITY SCHOOL DIST.
 BAKERSFIELD CALIFORNIA

STATE OF CALIFORNIA DEPARTMENT OF PUBLIC WORKS
 DIVISION OF ARCHITECTURE
 APPROVED: 5-27-48
 REGISTERED ARCHITECT
 5813 [Signature]

HILLMAN & NOWELL
 STRUCTURAL ENGINEERS
 ARCHITECTS BUILDING, LOS ANGELES 5
 [Signature]
 NOTE: CONTRACTOR IS TO VERIFY ALL DIMENSIONS ON THE WORK. ALL DIMENSIONS MUST BE RETURNED ON COMPLETION OF THE CONTRACT.



NOTE:
 Refer and check with Architectural drawings for various floor joists, girders, walls and bearing partitions. Refer to typ. det. 34.51. For dimensions not shown, on foundation plan refer to Architectural floor plan.

FOUNDATION PLAN Scale 1/4"=1'-0"

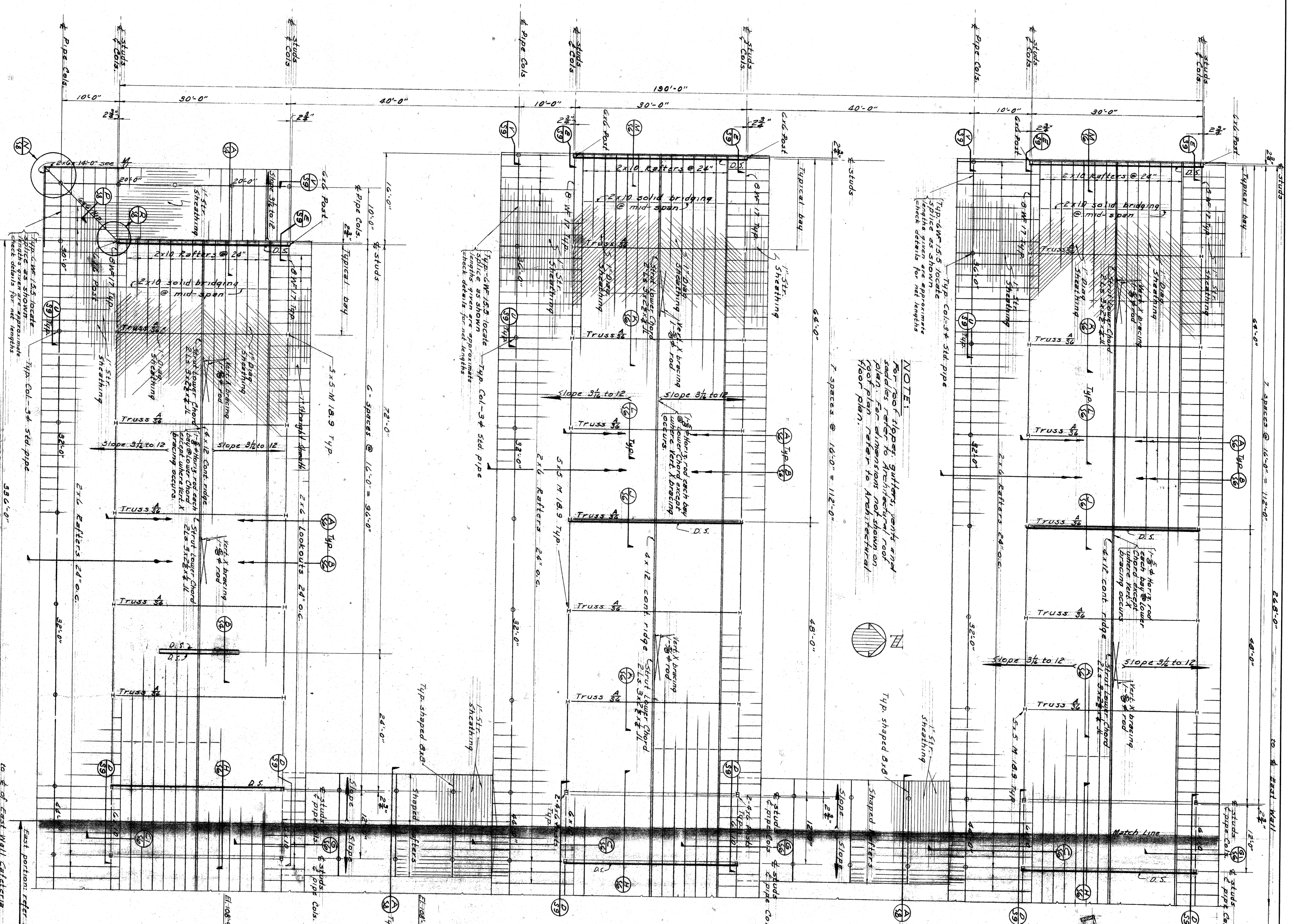
HILLMAN & NOWELL
 STRUCTURAL ENGINEERS
 1000 WEST 10TH STREET
 LOS ANGELES, CALIFORNIA

STATE OF CALIFORNIA, DEPARTMENT OF PUBLIC WORKS
 DIVISION OF ARCHITECTURE
 APPROVED: 5-27-48
 5813

CASTRO LANE SCHOOL
 FOR
 BAKERSFIELD CITY SCHOOL DIST.
 BAKERSFIELD CALIFORNIA

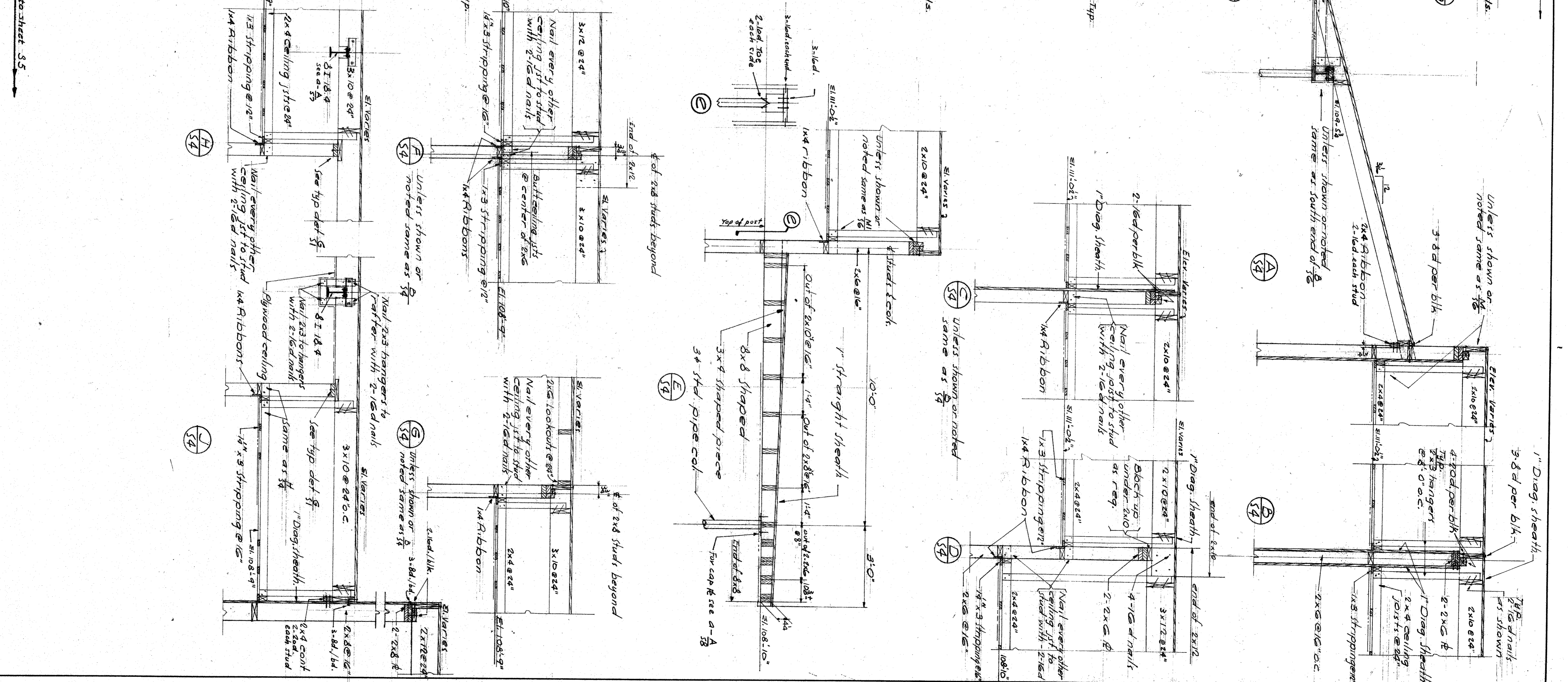
CHARLES H. BIGGAR
 A.I.A. ARCHITECT
 & ASSOCIATES
 HABERFELDE BUILDING
 BAKERSFIELD CALIFORNIA

33



ROOF FRAMING PLAN
WEST PORTION
Scale: 1/8" = 1'-0"

10' E. of East Wall Centerline



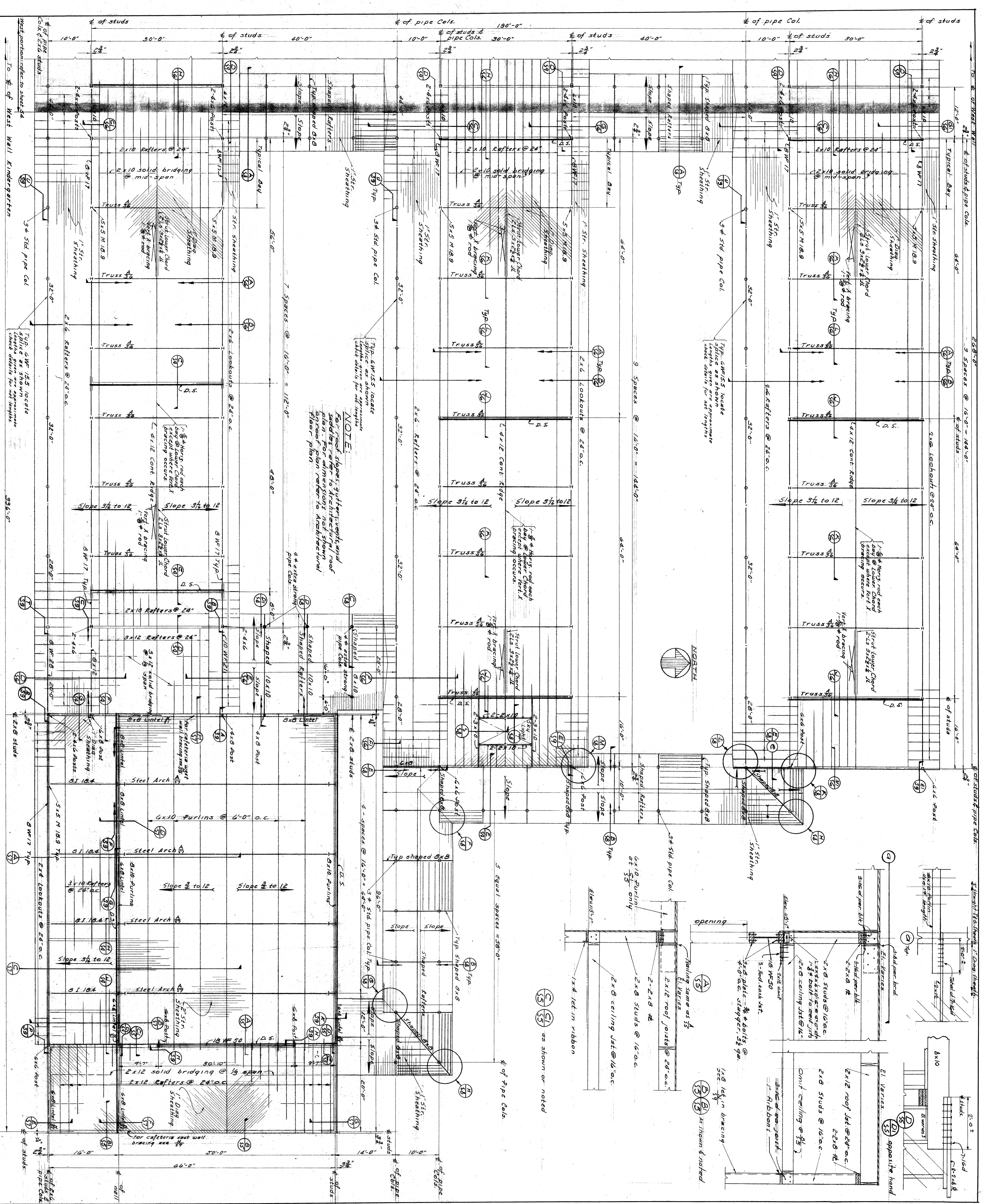
HILLMAN & NOWELL
ARCHITECTS
1000 BROADWAY
LOS ANGELES 5
CALIFORNIA

STATE OF CALIFORNIA, DEPARTMENT OF PUBLIC WORKS
DIVISION OF ARCHITECTURE
5-27-48
159123
Zelma M. Brown

CASTRO LANE SCHOOL
FOR
BAKERSFIELD CITY SCHOOL DIST.
BAKERSFIELD, CALIFORNIA

CHARLES H. BIGGAR
A.I.A. ARCHITECT
& ASSOCIATES
HABERFELDE BUILDING
BAKERSFIELD CALIFORNIA

NOTE: CONTRACTOR IS TO VERIFY ALL DIMENSIONS ON THE WORK. THIS DRAWING IS THE PROPERTY OF THE ARCHITECT AND SHALL BE RETURNED ON COMPLETION OF THE WORK.



ROOF FRAMING PLAN
EAST PORTION
Scale: 1/8" = 1'-0"

HILTMAN & NOWELL
STRUCTURAL ENGINEERS
1000 WEST 10TH STREET
LOS ANGELES, CALIFORNIA
James Nowell

STATE OF CALIFORNIA DEPARTMENT OF PUBLIC WORKS
DIVISION OF ARCHITECTURE
APPROVED: 3-27-46
SEALS: [Signature]

CASTRO LANE SCHOOL
FOR
BAKERSFIELD CITY SCHOOL DIST.
CALIFORNIA
BAKERSFIELD, CALIFORNIA

CHARLES H. BIGGAR
A.I.A. ARCHITECT
& ASSOCIATES
HABERLE BUILDING
BAKERSFIELD CALIFORNIA
UNITS: MARKED SCALE 1/8" = 1'-0"
DRAWN: H. VALE
REVISIONS: [Blank]

SHEET NO. 55

NOTE: CONTRACTOR IS TO VERIFY ALL DIMENSIONS ON THE WORK. THIS DRAWING IS THE PROPERTY OF THE ARCHITECT AND MUST BE RETURNED ON COMPLETION OF THE CONTRACT.

NOTE:
For roof slopes, gutters, ventilation saddles refer to architectural roof plan. For dimensions not shown on roof plan refer to architectural floor plan.

1x8 let-in bracing
2x8 studs @ 16" o.c.
2x12 roof let @ 24" o.c.
2x8 studs @ 16" o.c.
2x8 ceiling let @ 16" o.c.
Opposite hand

2x8 studs @ 16" o.c.
2x8 ceiling let @ 16" o.c.
1x8 let-in ribbon

2x8 studs @ 16" o.c.
2x8 ceiling let @ 16" o.c.
1x8 let-in ribbon

2x8 studs @ 16" o.c.
2x8 ceiling let @ 16" o.c.
1x8 let-in ribbon

2x8 studs @ 16" o.c.
2x8 ceiling let @ 16" o.c.
1x8 let-in ribbon

2x8 studs @ 16" o.c.
2x8 ceiling let @ 16" o.c.
1x8 let-in ribbon

2x8 studs @ 16" o.c.
2x8 ceiling let @ 16" o.c.
1x8 let-in ribbon

2x8 studs @ 16" o.c.
2x8 ceiling let @ 16" o.c.
1x8 let-in ribbon

2x8 studs @ 16" o.c.
2x8 ceiling let @ 16" o.c.
1x8 let-in ribbon

2x8 studs @ 16" o.c.
2x8 ceiling let @ 16" o.c.
1x8 let-in ribbon

2x8 studs @ 16" o.c.
2x8 ceiling let @ 16" o.c.
1x8 let-in ribbon

2x8 studs @ 16" o.c.
2x8 ceiling let @ 16" o.c.
1x8 let-in ribbon

2x8 studs @ 16" o.c.
2x8 ceiling let @ 16" o.c.
1x8 let-in ribbon

2x8 studs @ 16" o.c.
2x8 ceiling let @ 16" o.c.
1x8 let-in ribbon

2x8 studs @ 16" o.c.
2x8 ceiling let @ 16" o.c.
1x8 let-in ribbon

2x8 studs @ 16" o.c.
2x8 ceiling let @ 16" o.c.
1x8 let-in ribbon

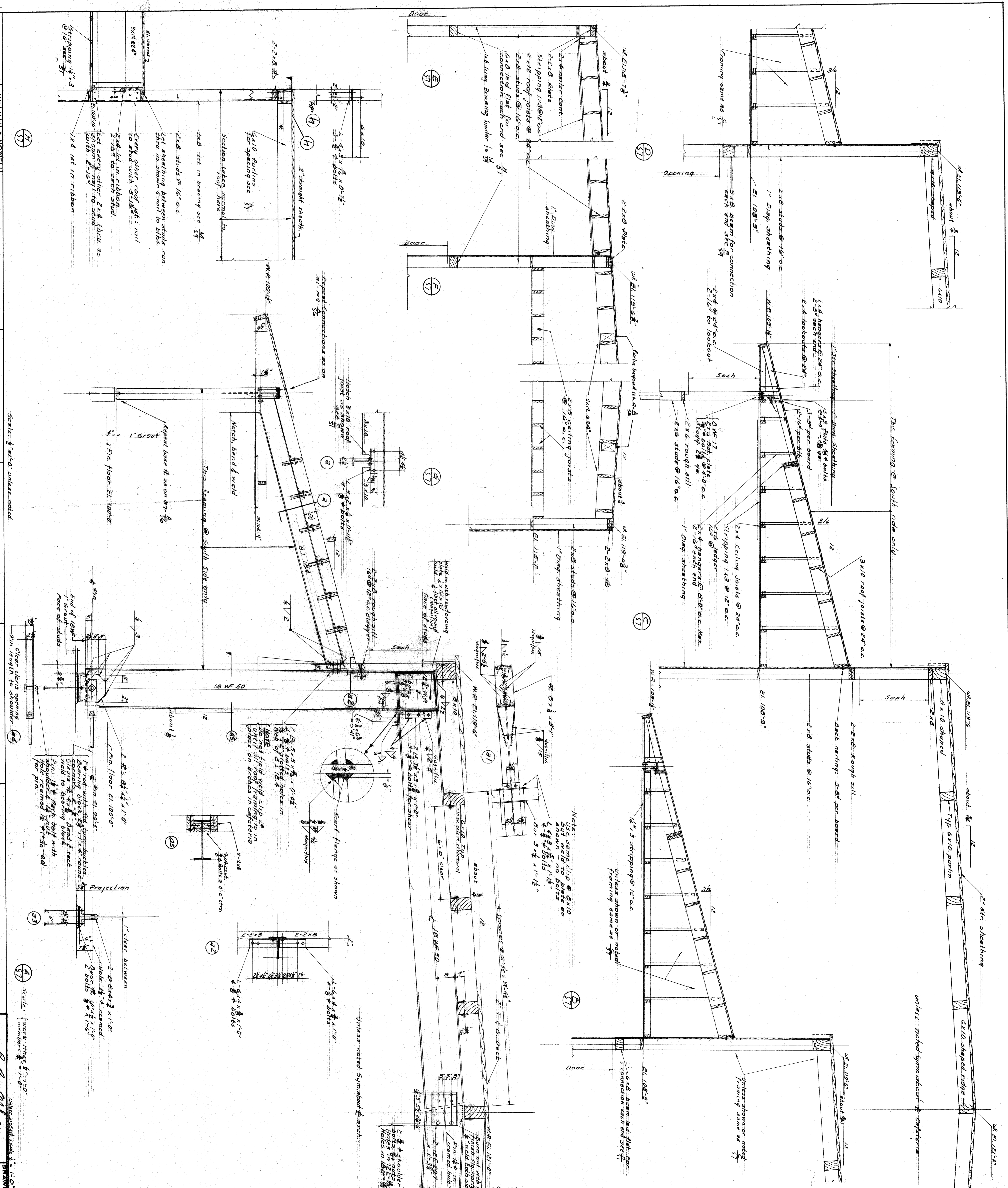
2x8 studs @ 16" o.c.
2x8 ceiling let @ 16" o.c.
1x8 let-in ribbon

2x8 studs @ 16" o.c.
2x8 ceiling let @ 16" o.c.
1x8 let-in ribbon

2x8 studs @ 16" o.c.
2x8 ceiling let @ 16" o.c.
1x8 let-in ribbon

2x8 studs @ 16" o.c.
2x8 ceiling let @ 16" o.c.
1x8 let-in ribbon

2x8 studs @ 16" o.c.
2x8 ceiling let @ 16" o.c.
1x8 let-in ribbon



HILLMAN & NOWELL
STRUCTURAL ENGINEERS
MEMBERS ASSOCIATION OF ARCHITECTS

CASTRO LANE SCHOOL
FOR
BAKERSFIELD CITY SCHOOL DIST.
CALIFORNIA

CHARLES H. BIGGAR
A.I.A. ARCHITECT
& ASSOCIATES
HABERFELDE BUILDING
BAKERSFIELD CALIFORNIA

Scale: 1/4" = 1'-0" unless noted

Work: 1/8" = 1'-0"

Unless noted Sym about arch.

Note: Use same clip as shown in 101. No bolts shown unless noted.

Notes: 1. 2x8 rough sill 100" x 12" x 10" 2. 2x8 rough sill 100" x 12" x 10" 3. 2x8 rough sill 100" x 12" x 10"

Notes: 1. 2x8 rough sill 100" x 12" x 10" 2. 2x8 rough sill 100" x 12" x 10" 3. 2x8 rough sill 100" x 12" x 10"

Notes: 1. 2x8 rough sill 100" x 12" x 10" 2. 2x8 rough sill 100" x 12" x 10" 3. 2x8 rough sill 100" x 12" x 10"

Notes: 1. 2x8 rough sill 100" x 12" x 10" 2. 2x8 rough sill 100" x 12" x 10" 3. 2x8 rough sill 100" x 12" x 10"

CONTRACTOR TO VERIFY ALL DIMENSIONS ON THE WORK AND REPORT TO THE ARCHITECT IMMEDIATELY IN WRITING. NO CORRECTIONS WILL BE MADE AFTER THE WORK HAS BEEN COMPLETED.

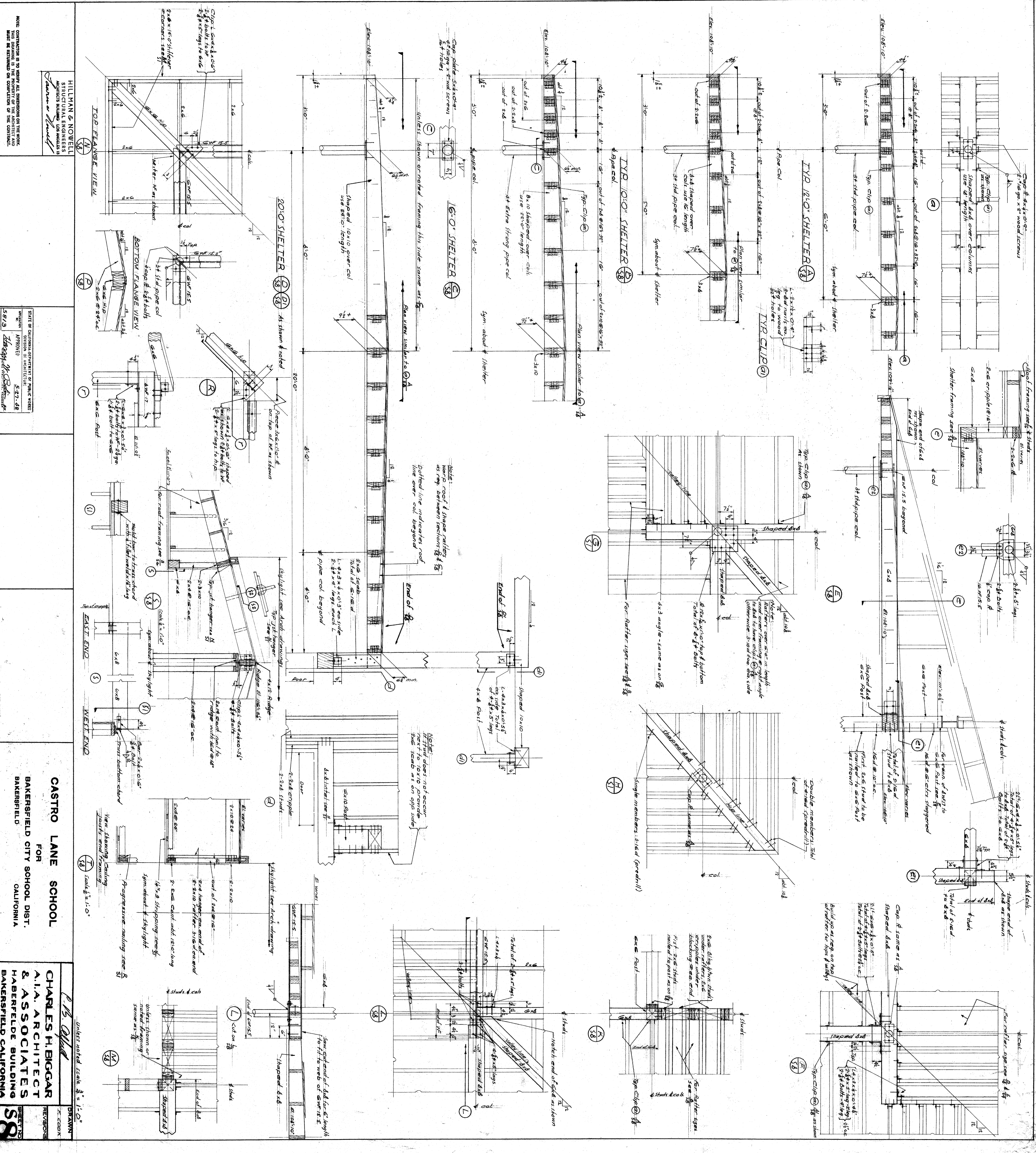
DATE: 5-27-48

APPROVED: [Signature]

SCALE: 1/4" = 1'-0" UNLESS NOTED

CASTRO LANE SCHOOL FOR BAKERSFIELD CITY SCHOOL DIST. CALIFORNIA

CHARLES H. BIGGAR A.I.A. ARCHITECT & ASSOCIATES HABERFELDE BUILDING BAKERSFIELD CALIFORNIA



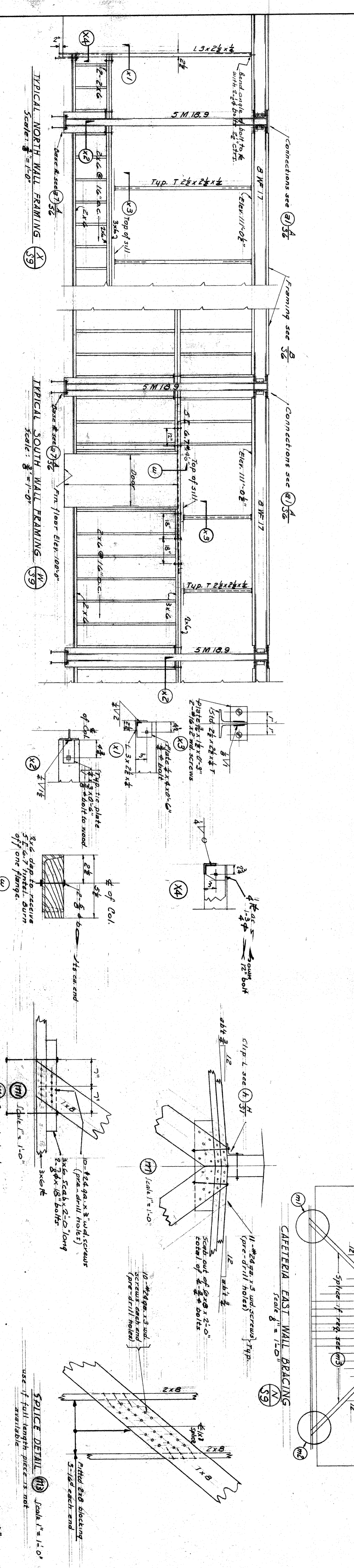
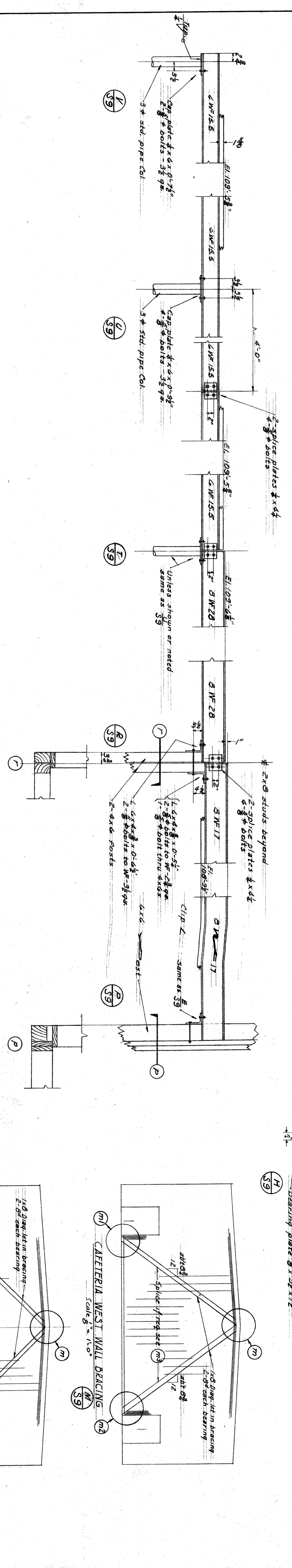
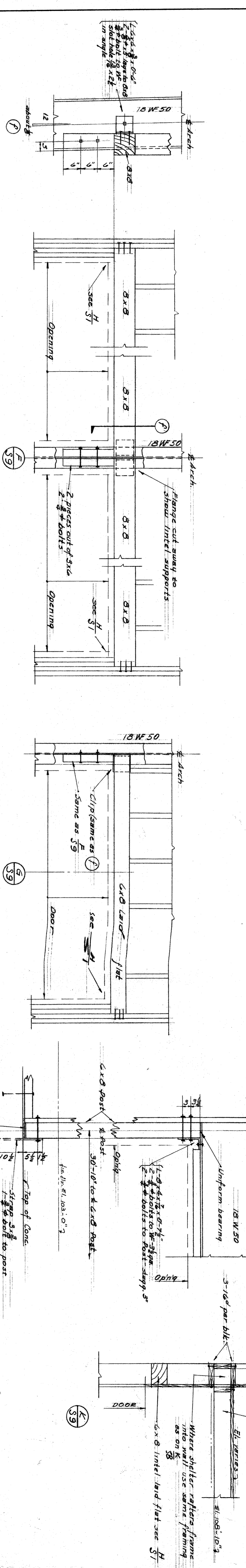
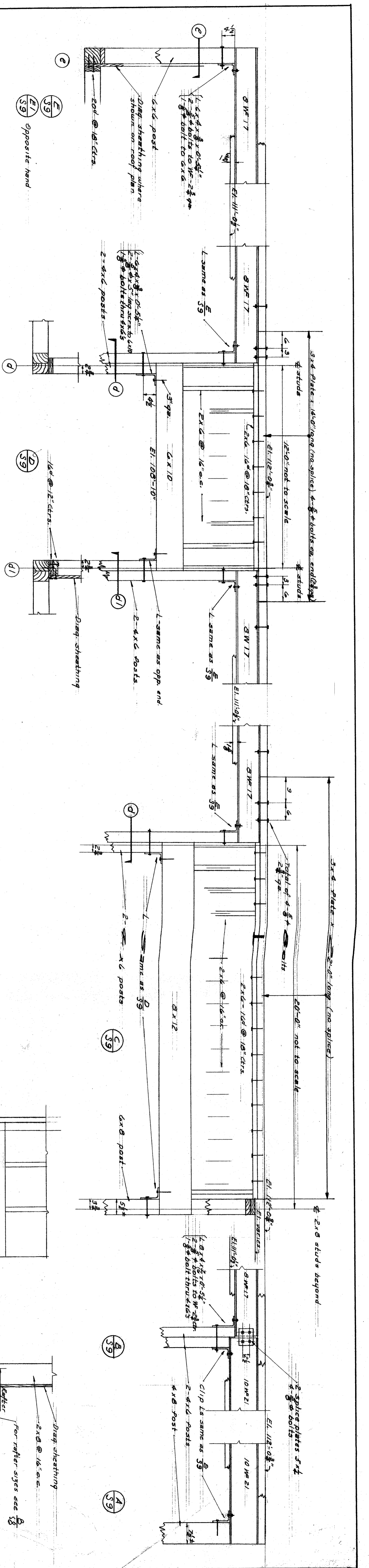
HILLMAN & NOWELL
STRUCTURAL ENGINEERS
1000 BAKERFIELD BLVD
BAKERFIELD, CALIFORNIA

STATE OF CALIFORNIA DEPARTMENT OF PUBLIC WORKS
DIVISION OF ARCHITECTURE
APPROVED
5-27-48
Z. B. BIGGAR

CASTRO LANE SCHOOL
FOR
BAKERSFIELD CITY SCHOOL DIST.
BAKERSFIELD CALIFORNIA

CHARLES H. BIGGAR
AIA ARCHITECT
& ASSOCIATES
HABERFELDE BUILDING
BAKERSFIELD CALIFORNIA

SCALE: UNLESS NOTED SCALE 3/8" = 1'-0"



HILLMAN & NOWELL
STRUCTURAL ENGINEERS
1000 S. GARDEN ST. SUITE 100
LOS ANGELES, CALIFORNIA 90007

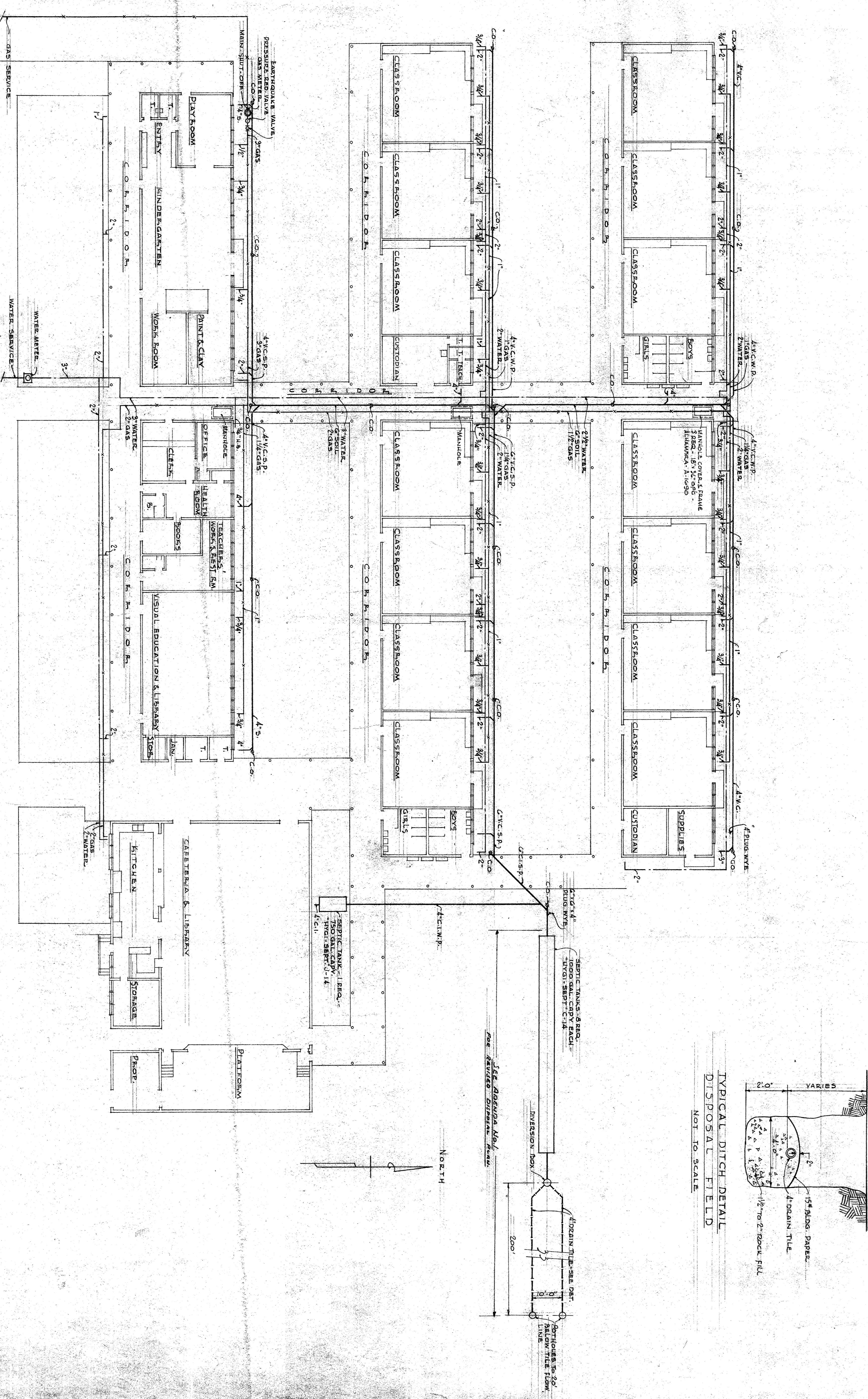
CASTRO LANE SCHOOL
FOR
BAKERSFIELD CITY SCHOOL DIST.
BAKERSFIELD CALIFORNIA

CHARLES H. BIGGAR
A. A. ARCHITECT
& ASSOCIATES
HABERLE BUILDING
BAKERSFIELD CALIFORNIA

NOTE: CONTRACTOR IS TO VERIFY ALL DIMENSIONS ON THE WORK. THIS DRAWING IS THE PROPERTY OF THE ARCHITECT AND MUST BE RETURNED ON COMPLETION OF THE CONTRACT.

STATE OF CALIFORNIA, DEPARTMENT OF PUBLIC WORKS
DIVISION OF ARCHITECTURE
APPROVED
DATE: 12-27-66
REGISTERED ARCHITECT
No. 10000

DATE: 12-27-66
DRAWN: H. W. H. W.
CHECKED: H. W. H. W.
REVISIONS: NONE



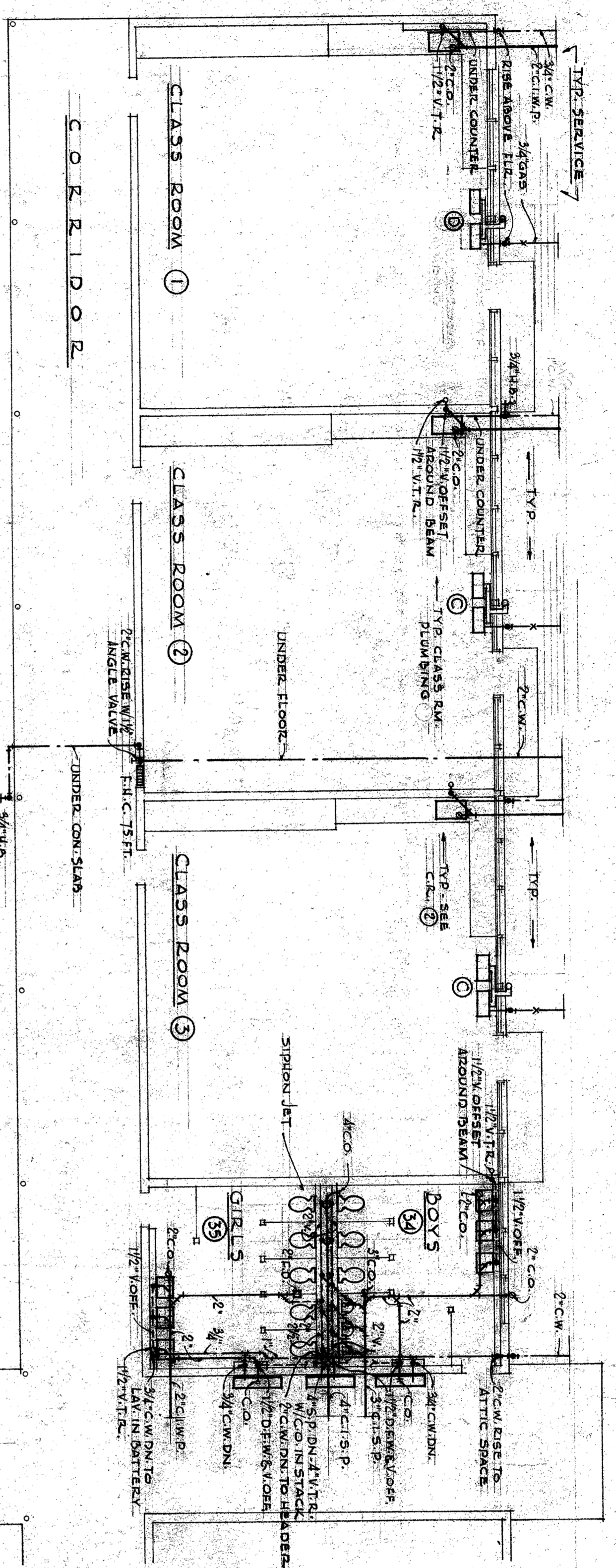
KEY PLAN
SCALE: 1/4" = 1'-0"

NOTE: CONTRACTOR IS TO VERIFY ALL DIMENSIONS ON THE WORK. THIS DRAWING IS THE PROPERTY OF THE ARCHITECT AND SHALL BE RETURNED ON COMPLETION OF THE CONTRACT.

STATE OF CALIFORNIA DEPARTMENT OF PUBLIC WORKS
DIVISION OF ARCHITECTURE
APPROVED: 5-27-48
5813

CASTRO LANE SCHOOL
FOR
BAKERSFIELD CITY SCHOOL DIST.
CALIFORNIA
BAKERSFIELD

CHARLES H. BIGGAR
A.I.A. ARCHITECT
& ASSOCIATES
HABERFELDE BUILDING
BAKERSFIELD CALIFORNIA



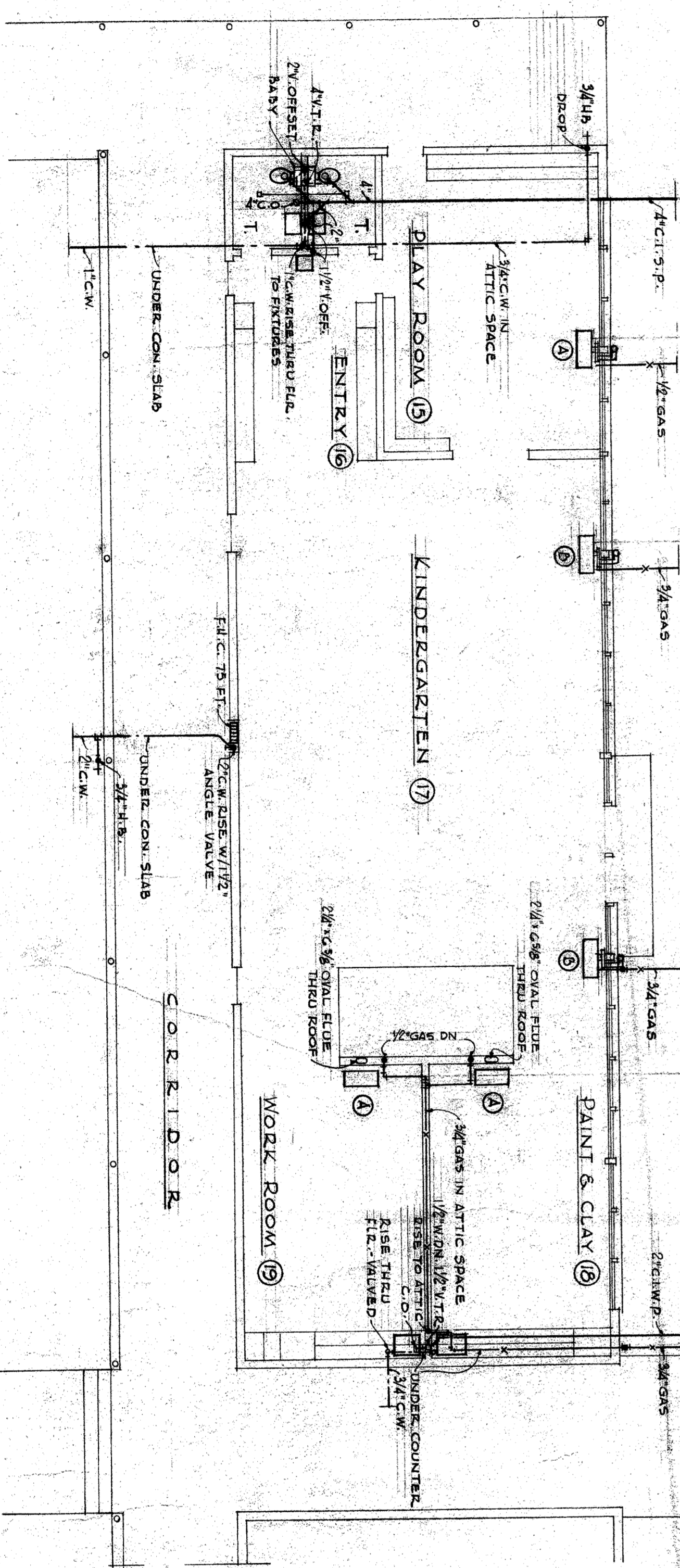
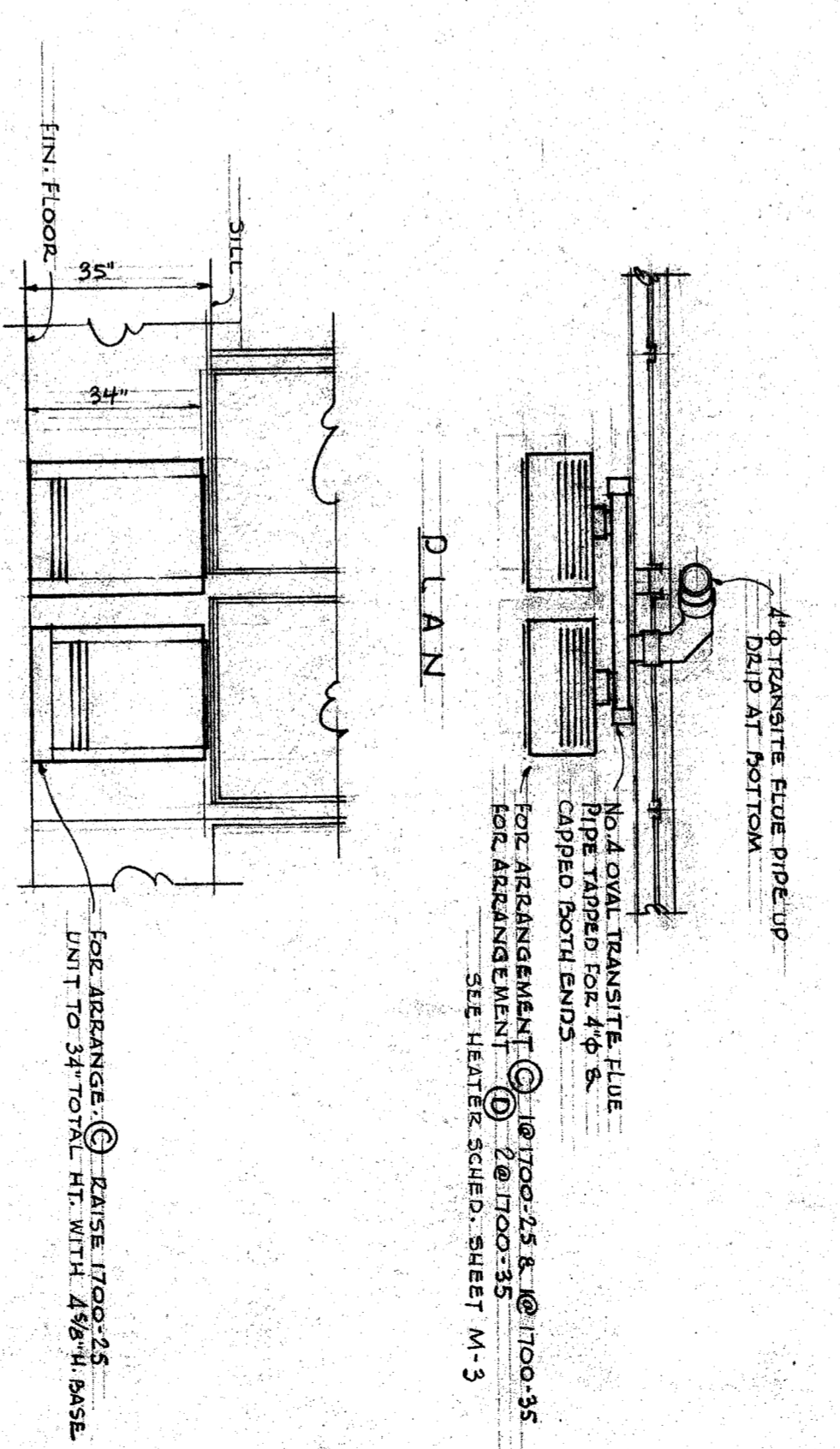
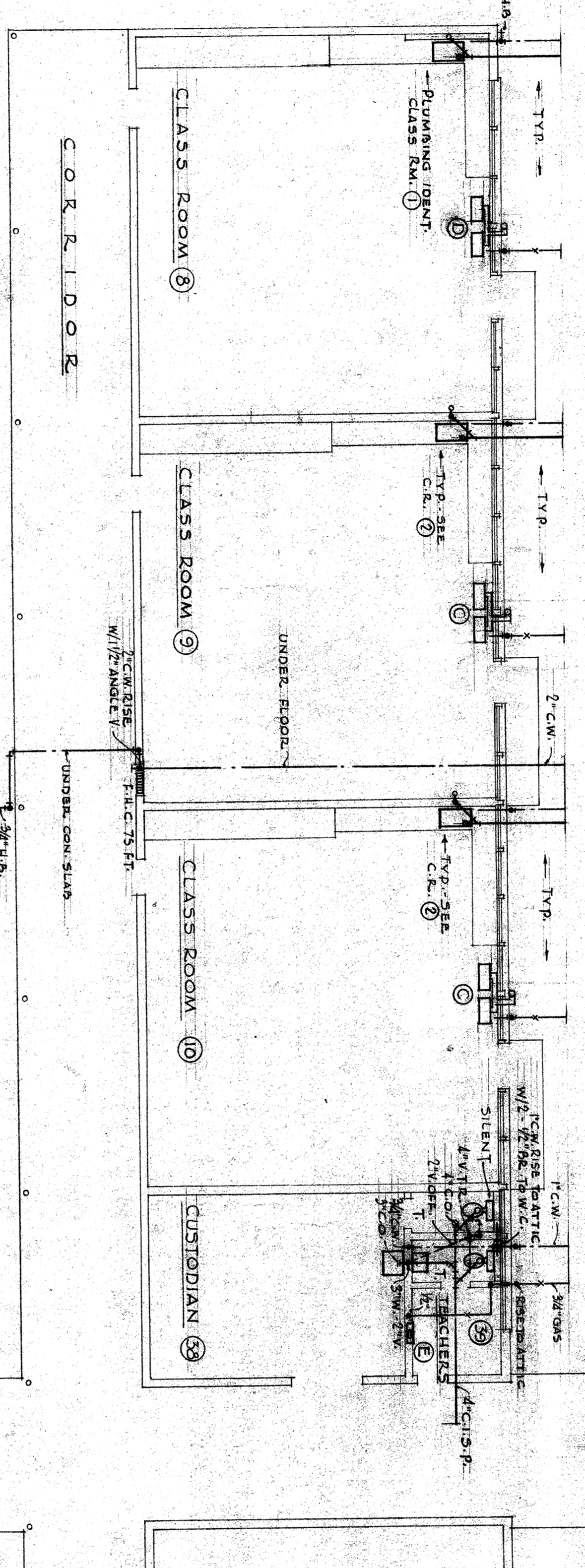
SCHEDULE OF PLUMBING FIXTURE CONNECTIONS

FIXTURE	APPROX.	TRAP	VENT	C.W.	H.W.	REMARKS
WATER CLOSET (MENS)	4	1/2"	1/2"	1/2"	1/2"	F-FLOOR VALVE
WATER CLOSET (WOMEN)	4	1/2"	1/2"	1/2"	1/2"	F-FLOOR VALVE
URINAL	3	3"	3"	3"	3"	1/2" FLUSH VALVE
SHOWER (CLASS ROOM)	2	1/2"	1/2"	1/2"	1/2"	WASTE TO SINK DRAIN
SHOWER	2	1/2"	1/2"	1/2"	1/2"	WASTE TO SINK DRAIN
DRINKING FOUNTAIN	2	1/2"	1/2"	1/2"	1/2"	1/2" HANDLE HOT WATER
HOSE BIBB	4	1/2"	1/2"	1/2"	1/2"	1/2" HANDLE HOT WATER
FLOOR DRAIN	2	2"	2"	2"	2"	1/2" TO SINK DRAIN
FLOOR SINK	3	3"	3"	3"	3"	1/2" TO SINK DRAIN
SCULLERY SINK	3	3"	3"	3"	3"	1/2" TO SINK DRAIN
KITCHEN SINK	3	3"	3"	3"	3"	1/2" TO SINK DRAIN

① CONTINUOUS WASTE & VENT
② NO H.W. EXCEPT AS INDICATED

LEGEND

SYMBOL	DESCRIPTION
(Symbol)	COLD WATER
(Symbol)	HOT WATER
(Symbol)	VENT
(Symbol)	TRAP
(Symbol)	WASTE
(Symbol)	SOIL
(Symbol)	OFFSET
(Symbol)	PIPE
(Symbol)	WALL
(Symbol)	FLOOR
(Symbol)	CEILING
(Symbol)	WALL
(Symbol)	CEILING
(Symbol)	WALL
(Symbol)	CEILING



NOTE: CONTRACTOR IS TO VERIFY ALL DIMENSIONS ON THE WORK. ANY DISCREPANCIES SHOULD BE REPORTED IMMEDIATELY TO THE ARCHITECT. DIMENSIONS SHALL BE TO THE CENTER OF THE CONTRACT.

CASTRO LANE SCHOOL
FOR
BAKERSFIELD CITY SCHOOL DIST.
BAKERSFIELD CALIFORNIA

CHARLES H. BIGGAR
A.I.A. ARCHITECT
& ASSOCIATES
HABERFELDE BUILDING
BAKERSFIELD CALIFORNIA

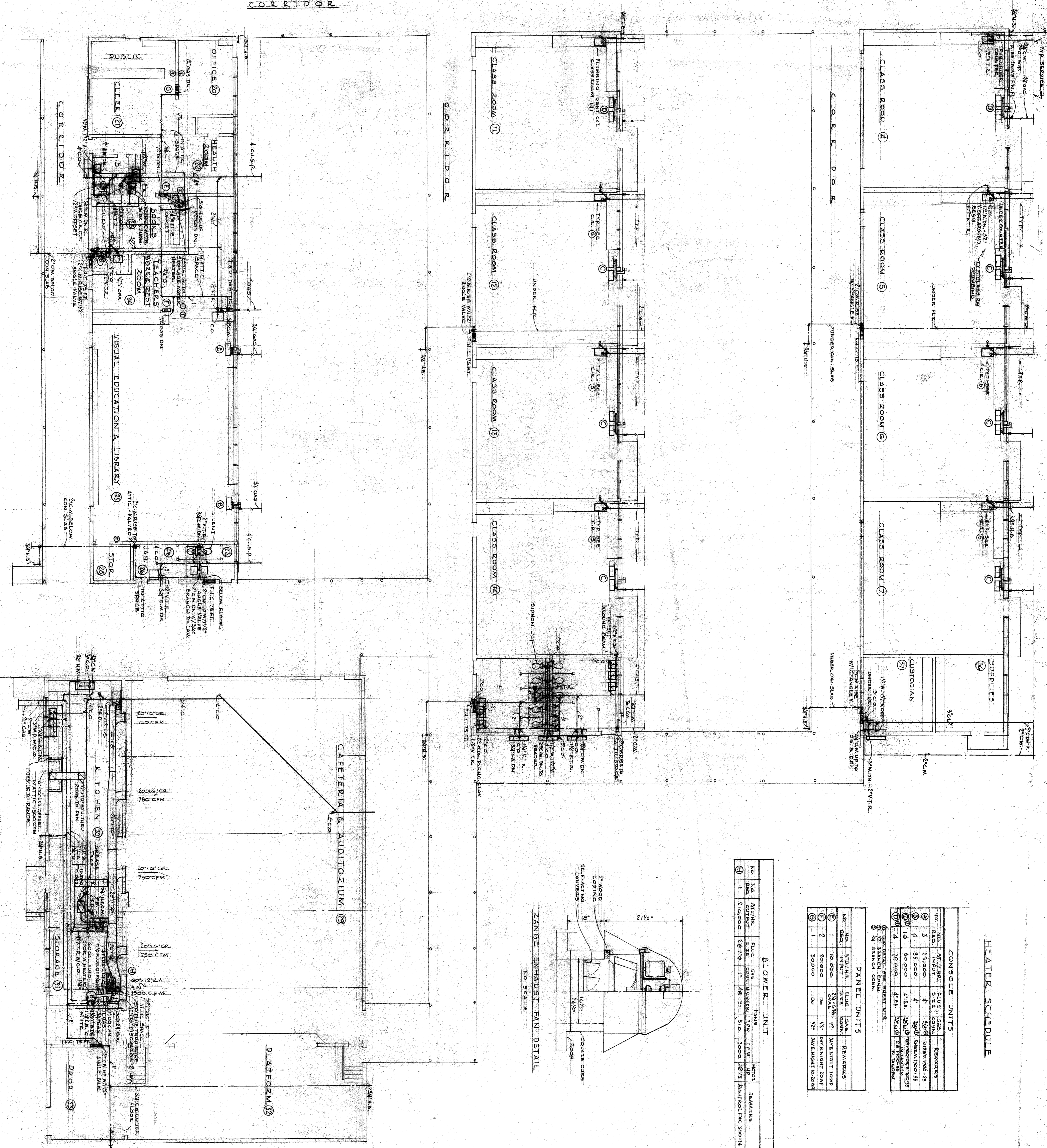
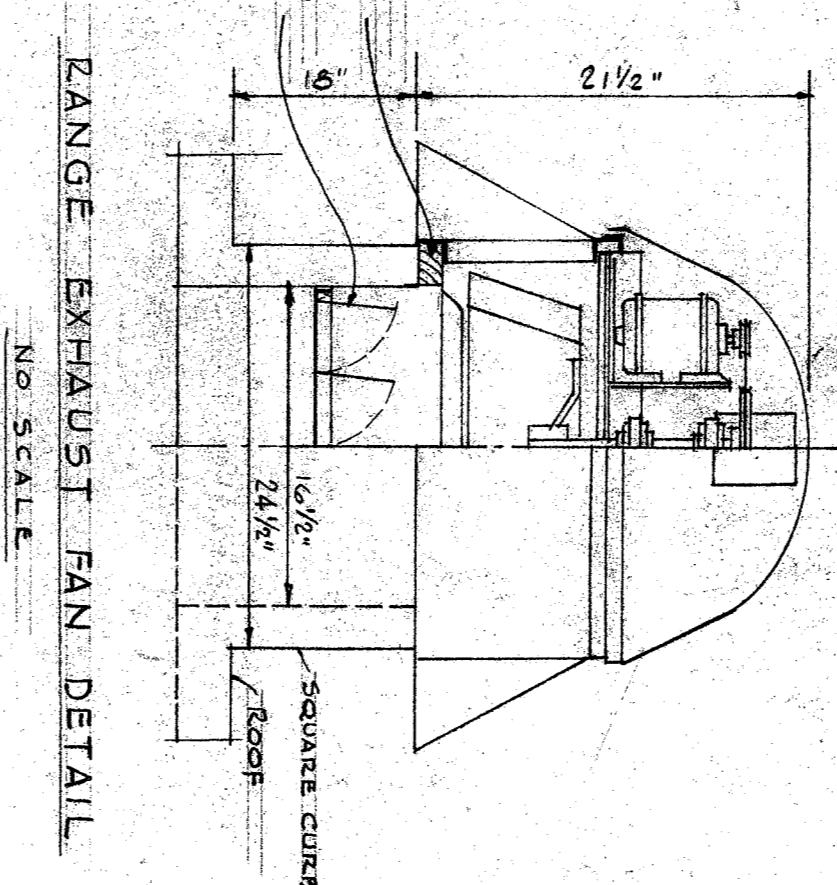
DATE: 5-27-48
APPROVED: [Signature]
DRAWN: [Signature]

HEATER SCHEDULE

CONSOLE UNITS			
NO.	REQ.	HP/TON	REMARKS
1	1	25,000	REMARKS
2	4	35,000	REMARKS
3	10	50,000	REMARKS
4	4	75,000	REMARKS

PANEL UNITS			
NO.	REQ.	HP/TON	REMARKS
1	1	10,000	REMARKS
2	2	20,000	REMARKS
3	1	30,000	REMARKS

BLOWER UNIT			
NO.	REQ.	HP/TON	REMARKS
1	1	10,000	REMARKS
2	1	20,000	REMARKS
3	1	30,000	REMARKS



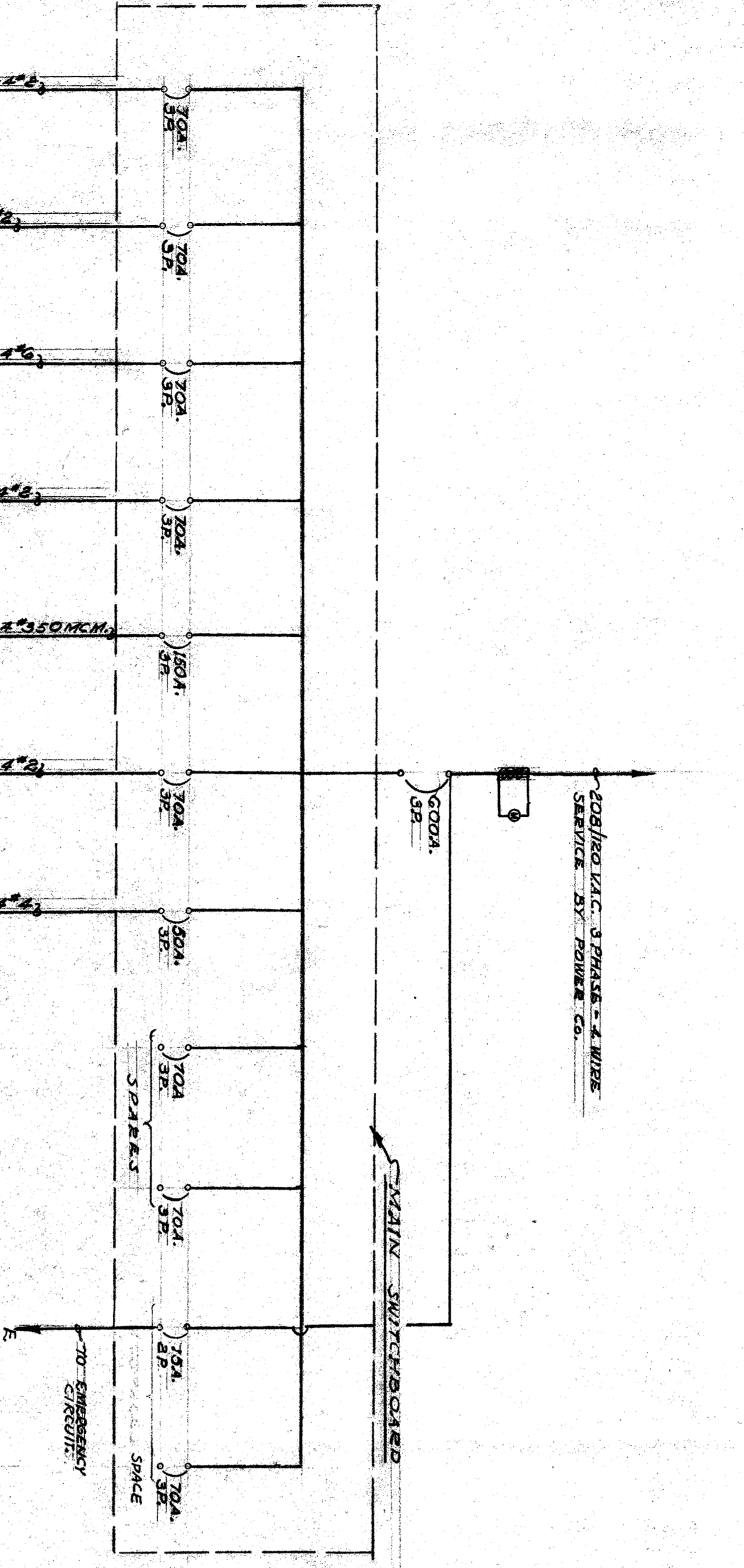
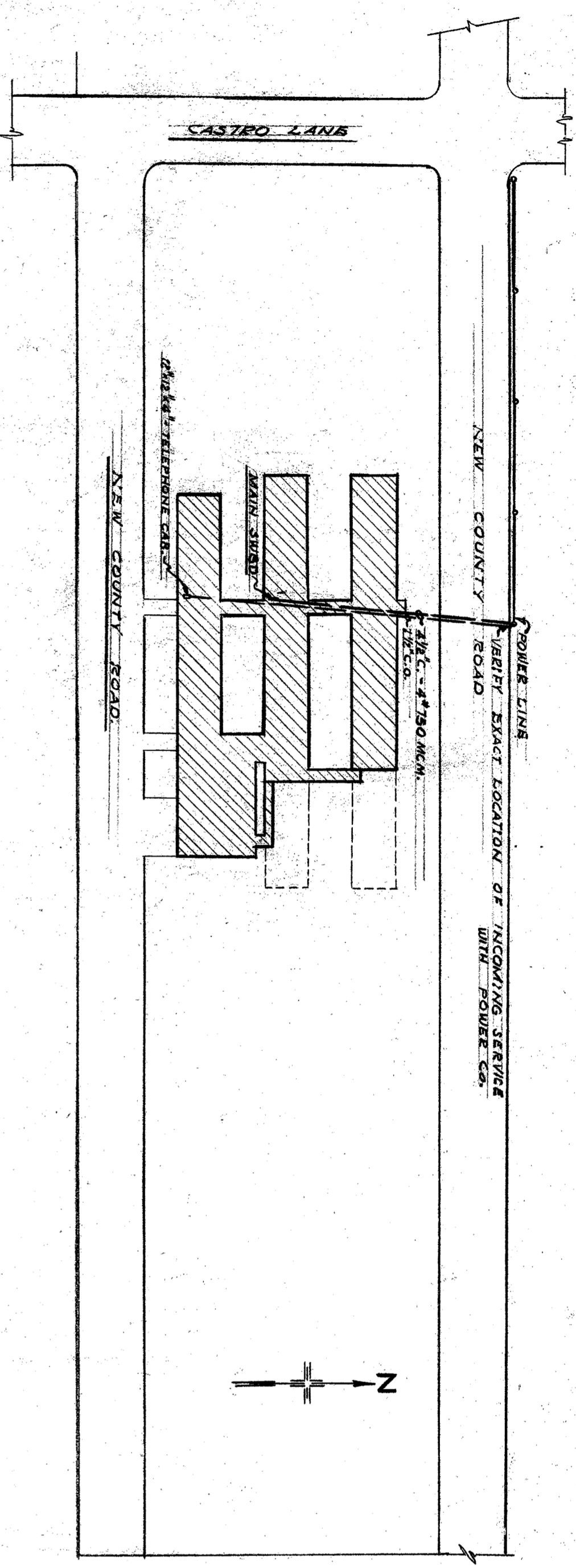
NOTE: CONTRACTOR TO VERIFY ALL DIMENSIONS ON THE WORK. THIS DRAWING IS THE PROPERTY OF THE ARCHITECT AND MUST BE RETURNED ON COMPLETION OF THE CONTRACT.

STATE OF CALIFORNIA DEPARTMENT OF PUBLIC WORKS
DIVISION OF ARCHITECTURE
APPROVED: [Signature]
DATE: 3-27-48
PROJECT: BAKERSFIELD CITY SCHOOL DIST. CALIFORNIA

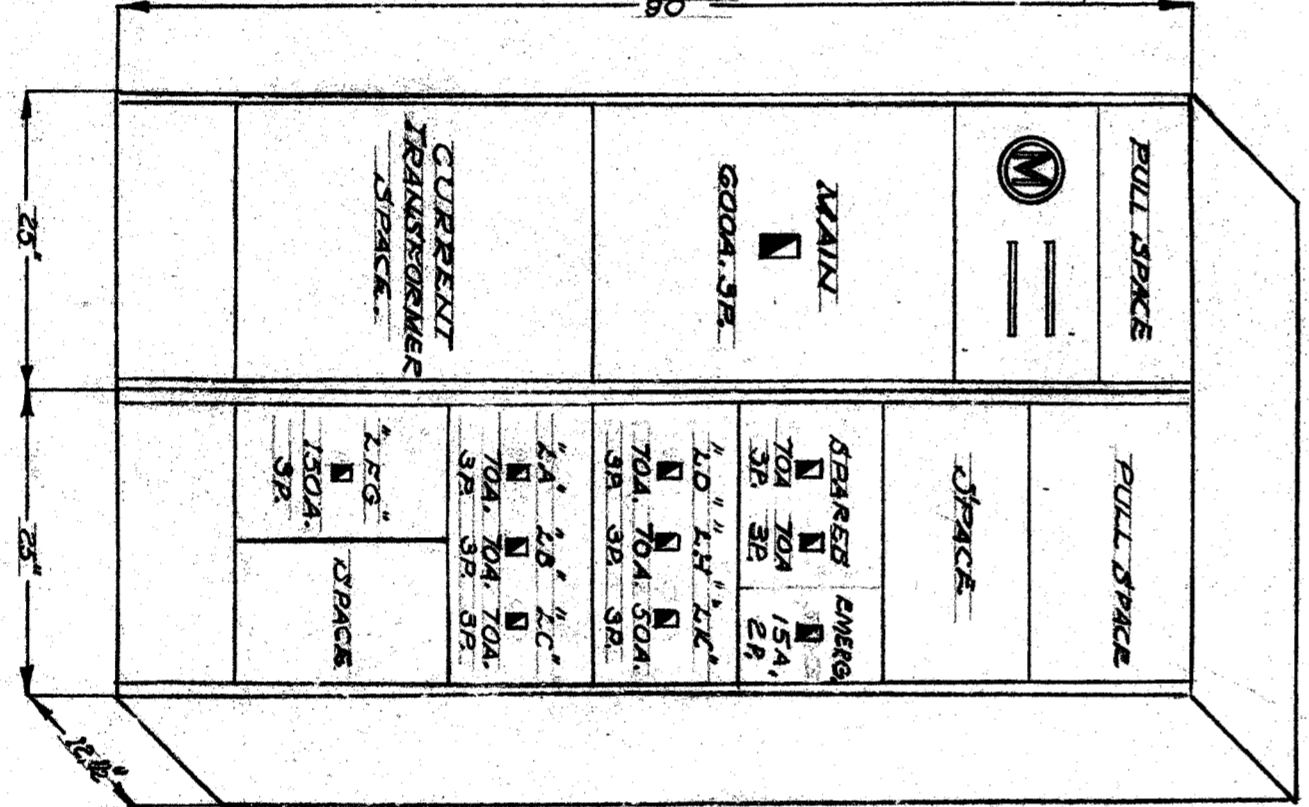
CASTRO LANE SCHOOL
FOR
BAKERSFIELD CITY SCHOOL DIST.
CALIFORNIA

CHARLES H. BIGGAR
A.I.A. ARCHITECT
& ASSOCIATES
HABERFELDE BUILDING
BAKERSFIELD CALIFORNIA

DRAWN BY: [Signature]
REVISIONS: [Table]
M3



LOAD CALCULATION
CONVENTIONAL LOAD = 109510 W.
ULTIMATE LOAD = 109510 W.
7000 W. & 100 K. DEMAND
10000 W. & 91250 = 112455 W. = 91250
USE 2700 W. THROUGH THE SERVICE



- SYMBOLS**
- 30 300' CEILING JOISTING OUTLET - WALLTYPE FIXTURE NUMBER, & CIRCUIT NUMBER SHOWN.
 - 31 300' CEILING LIGHTING OUTLET - SQUARE FLUSH
 - 32 300' CEILING LIGHTING OUTLET - SQUARE FLUSH
 - 33 300' CEILING LIGHTING OUTLET - SQUARE FLUSH
 - 34 300' CEILING LIGHTING OUTLET - SQUARE FLUSH
 - 35 300' CEILING LIGHTING OUTLET - SQUARE FLUSH
 - 36 300' CEILING LIGHTING OUTLET - SQUARE FLUSH
 - 37 300' CEILING LIGHTING OUTLET - SQUARE FLUSH
 - 38 300' CEILING LIGHTING OUTLET - SQUARE FLUSH
 - 39 300' CEILING LIGHTING OUTLET - SQUARE FLUSH
 - 40 300' CEILING LIGHTING OUTLET - SQUARE FLUSH
 - 41 300' CEILING LIGHTING OUTLET - SQUARE FLUSH
 - 42 300' CEILING LIGHTING OUTLET - SQUARE FLUSH
 - 43 300' CEILING LIGHTING OUTLET - SQUARE FLUSH
 - 44 300' CEILING LIGHTING OUTLET - SQUARE FLUSH
 - 45 300' CEILING LIGHTING OUTLET - SQUARE FLUSH
 - 46 300' CEILING LIGHTING OUTLET - SQUARE FLUSH
 - 47 300' CEILING LIGHTING OUTLET - SQUARE FLUSH
 - 48 300' CEILING LIGHTING OUTLET - SQUARE FLUSH
 - 49 300' CEILING LIGHTING OUTLET - SQUARE FLUSH
 - 50 300' CEILING LIGHTING OUTLET - SQUARE FLUSH

- 51 300' CEILING LIGHTING OUTLET - SQUARE FLUSH
- 52 300' CEILING LIGHTING OUTLET - SQUARE FLUSH
- 53 300' CEILING LIGHTING OUTLET - SQUARE FLUSH
- 54 300' CEILING LIGHTING OUTLET - SQUARE FLUSH
- 55 300' CEILING LIGHTING OUTLET - SQUARE FLUSH
- 56 300' CEILING LIGHTING OUTLET - SQUARE FLUSH
- 57 300' CEILING LIGHTING OUTLET - SQUARE FLUSH
- 58 300' CEILING LIGHTING OUTLET - SQUARE FLUSH
- 59 300' CEILING LIGHTING OUTLET - SQUARE FLUSH
- 60 300' CEILING LIGHTING OUTLET - SQUARE FLUSH
- 61 300' CEILING LIGHTING OUTLET - SQUARE FLUSH
- 62 300' CEILING LIGHTING OUTLET - SQUARE FLUSH
- 63 300' CEILING LIGHTING OUTLET - SQUARE FLUSH
- 64 300' CEILING LIGHTING OUTLET - SQUARE FLUSH
- 65 300' CEILING LIGHTING OUTLET - SQUARE FLUSH
- 66 300' CEILING LIGHTING OUTLET - SQUARE FLUSH
- 67 300' CEILING LIGHTING OUTLET - SQUARE FLUSH
- 68 300' CEILING LIGHTING OUTLET - SQUARE FLUSH
- 69 300' CEILING LIGHTING OUTLET - SQUARE FLUSH
- 70 300' CEILING LIGHTING OUTLET - SQUARE FLUSH

FIXTURE SCHEDULE

- F-1 CONCENTRIC RING INDIRECT. SHADE. 300W. 3000'.
- F-2 CONCENTRIC RING INDIRECT. SHADE. 300W. 3000'.
- F-3 CONCENTRIC RING INDIRECT. SHADE. 300W. 3000'.
- F-4 ALUM. ALUMINUM SOCKET. SHADE. 3000'.
- F-5 PORCELAIN REFL. SOCKET WITH SHADE. 3000'.
- F-6 FLUOR SQUARE FIXTURE. 300W. WITH BOX.
- F-7 PLUM. GLASS. DIM. PLENUM. WITH WHITE PORCELAIN. REFLECTOR.
- F-8 ADJUSTABLE RECESSED FIXTURE WITH BAR. 300W.
- F-9 HOLLOW. 100W. FIXTURE. CAT. 300W. STEEL MOUNTED.
- F-10 EXIT LIGHTING FIXTURE. FLUSH TYPE. 300W.

NOTE: CONTRACTOR IS TO VERIFY ALL DIMENSIONS ON THE WORK. THIS DRAWING IS THE PROPERTY OF THE ARCHITECT AND MUST BE RETURNED ON COMPLETION OF THE CONTRACT.

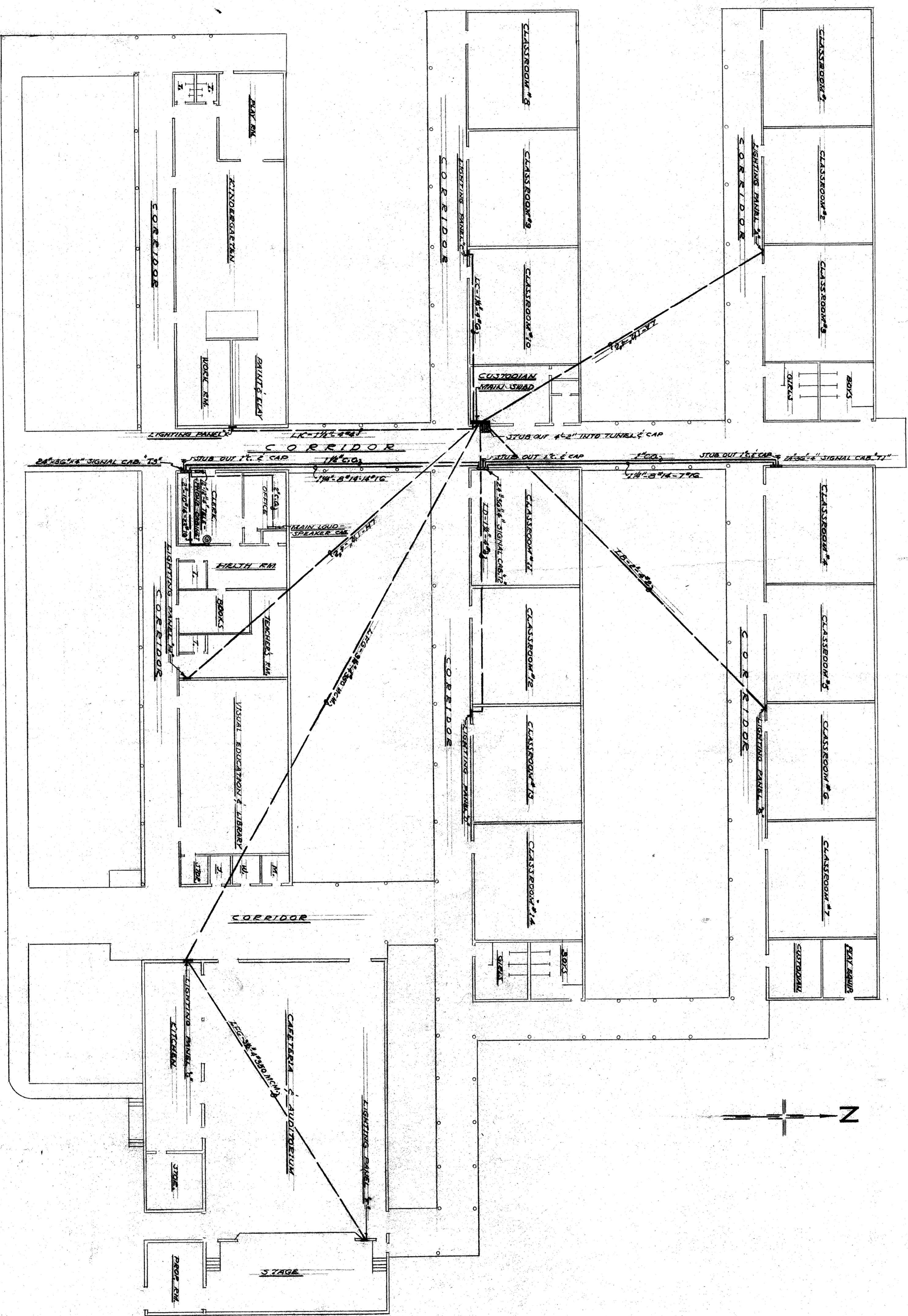
DATE OF SUBMISSION: 5-22-48
APPROVED: [Signature]
DIVISION OF ARCHITECTURE

CASTRO LANE SCHOOL
FOR
BAKERSFIELD CITY SCHOOL DIST.
BAKERSFIELD CALIFORNIA

CHARLES H. BIGGAR
A.I.A. ARCHITECT
& ASSOCIATES
HABERFELDE BUILDING
BAKERSFIELD CALIFORNIA

REVISIONS:
DRAWN:

NOTE: CONSTRUCTION OF THIS PROJECT IS SUBJECT TO THE APPROVAL OF THE STATE OF CALIFORNIA AND MUST BE RETURNED ON COMPLETION OF THE CONTRACT.



SITE PLAN
SCALE 1/8" = 1'-0"

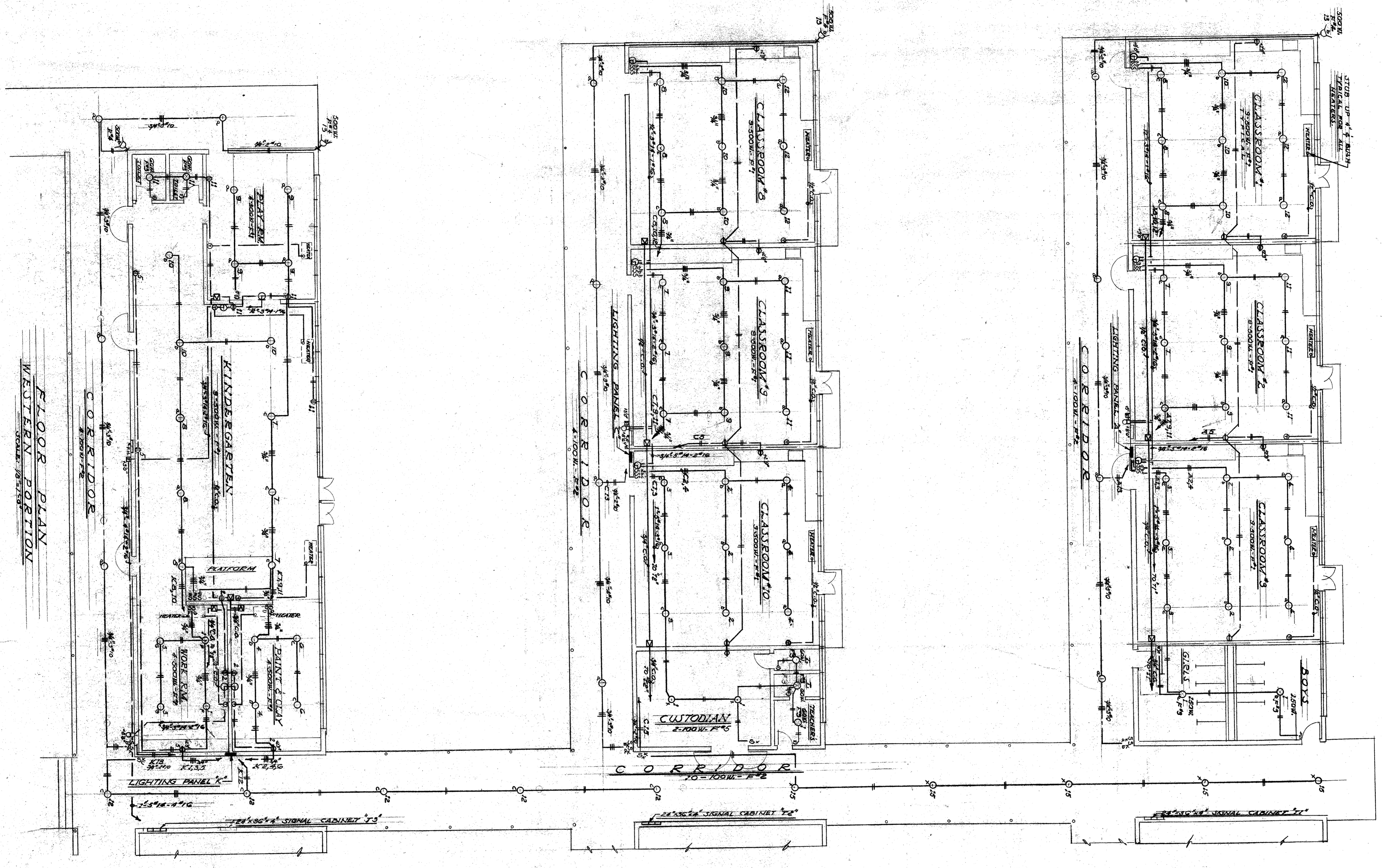
STATE OF CALIFORNIA
DIVISION OF ARCHITECTURE
APPROVED
5-27-48
6813

CASTRO LANE SCHOOL
FOR
BAKERSFIELD CITY SCHOOL DIST.
BAKERSFIELD CALIFORNIA

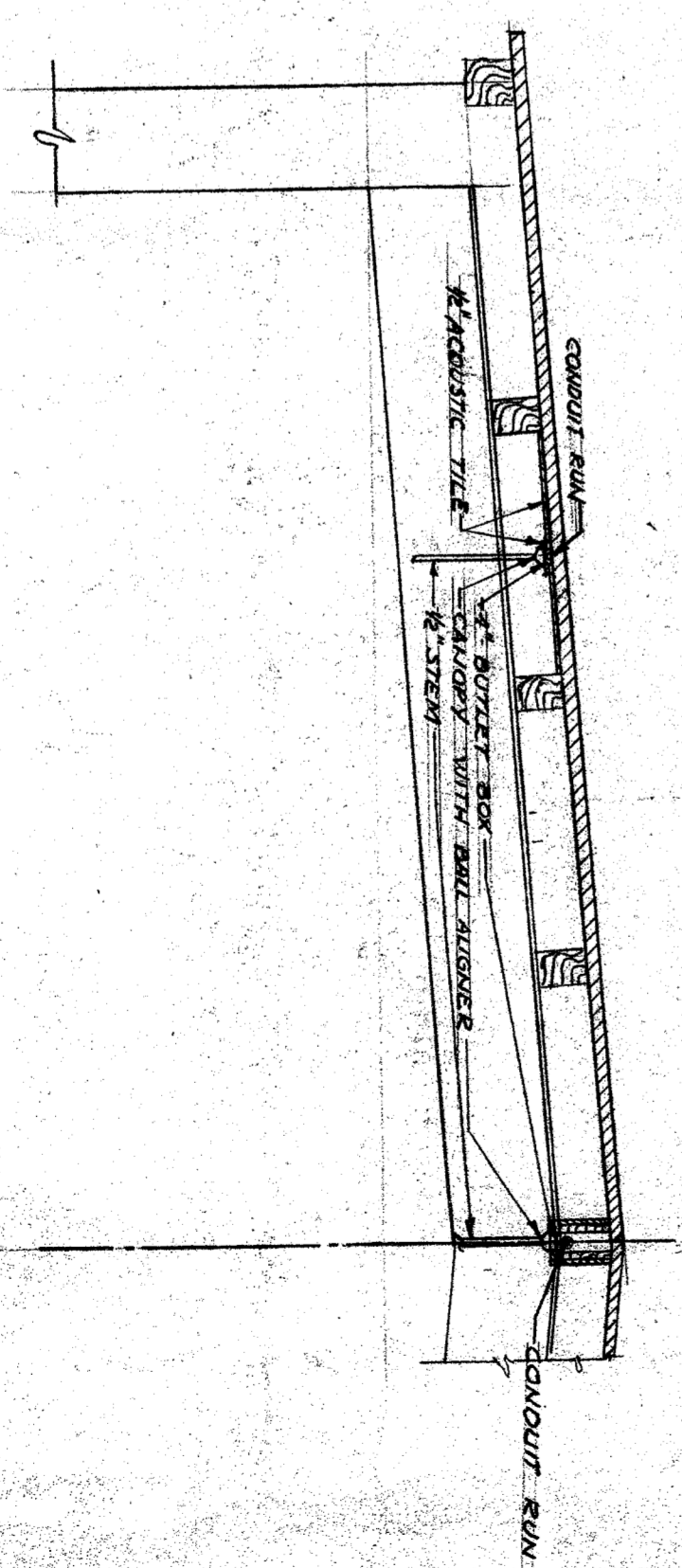
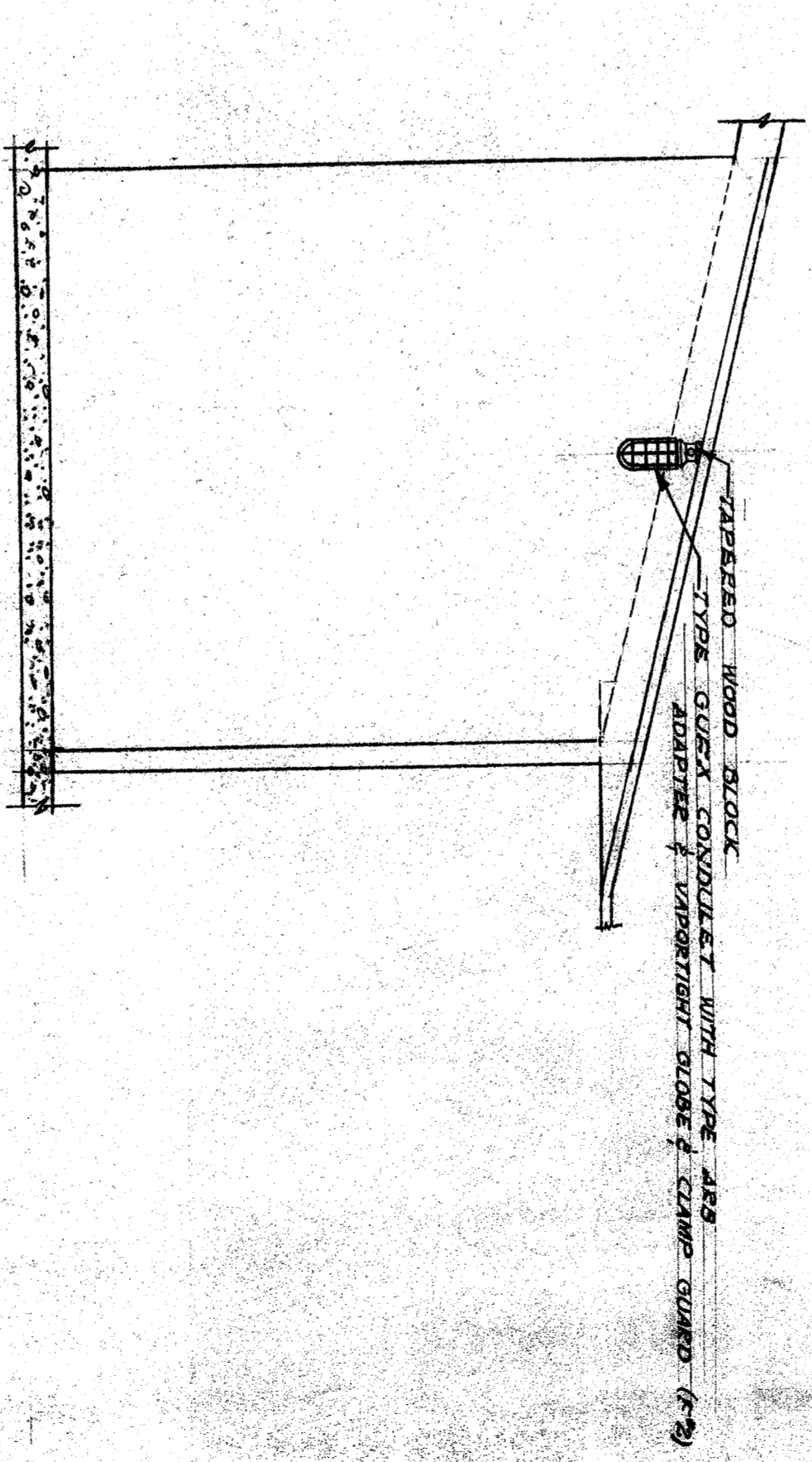
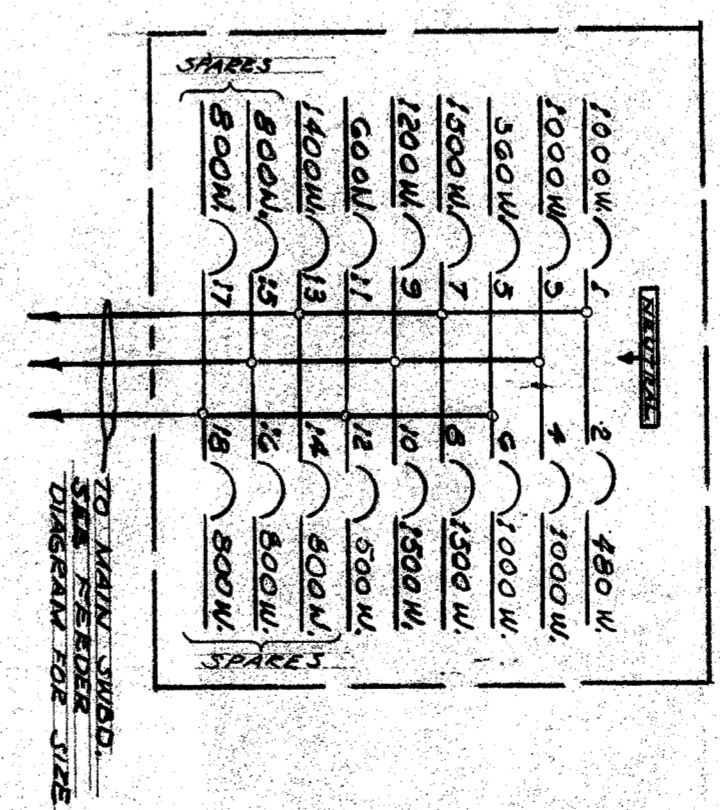
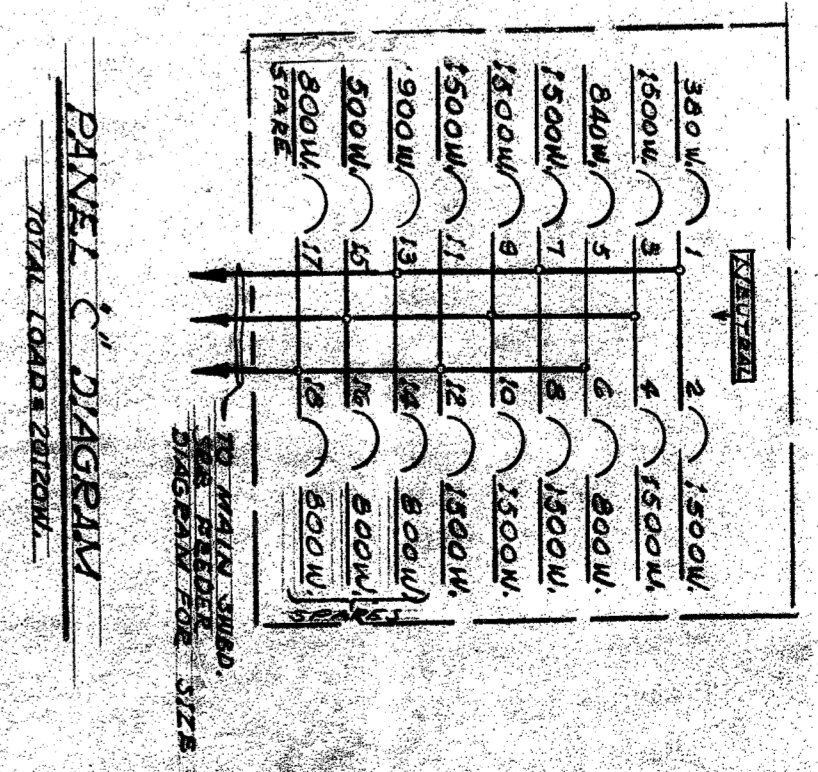
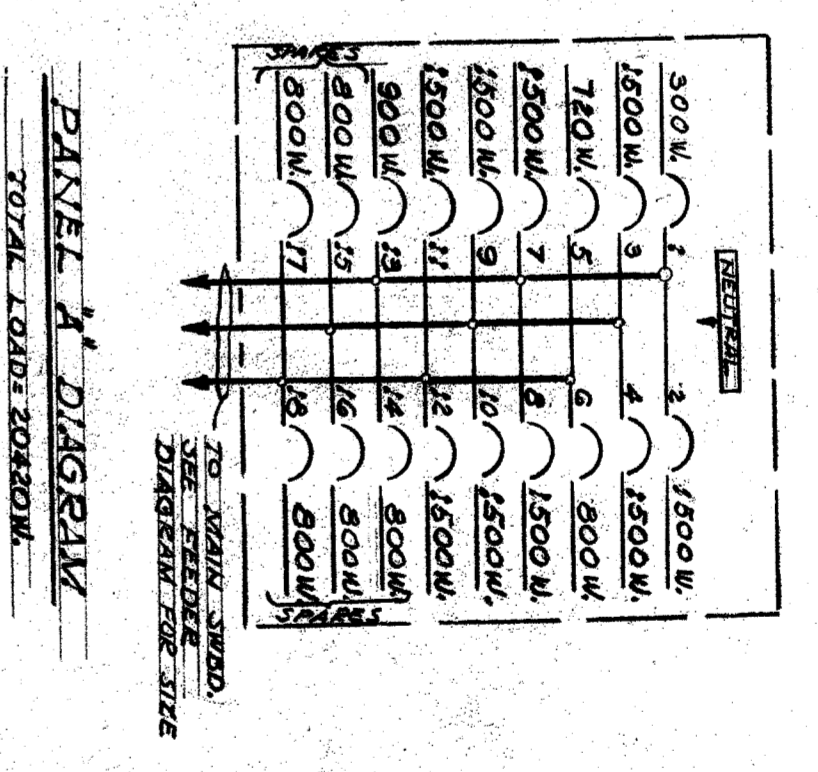
CHARLES H. BIGGAR
A.I.A. ARCHITECT
& ASSOCIATES
HABERFELDE BUILDING
BAKERSFIELD CALIFORNIA

DRAWN
REVISIONS
E2

NOTE: CONTRACTOR IS TO VERIFY ALL DIMENSIONS ON THE WORK. THIS DRAWING IS THE PROPERTY OF THE ARCHITECT AND MUST BE RETURNED ON COMPLETION OF THE CONTRACT.



FLOOR PLAN
WESTERN PORTION
SCALE: 1/8" = 1'-0"



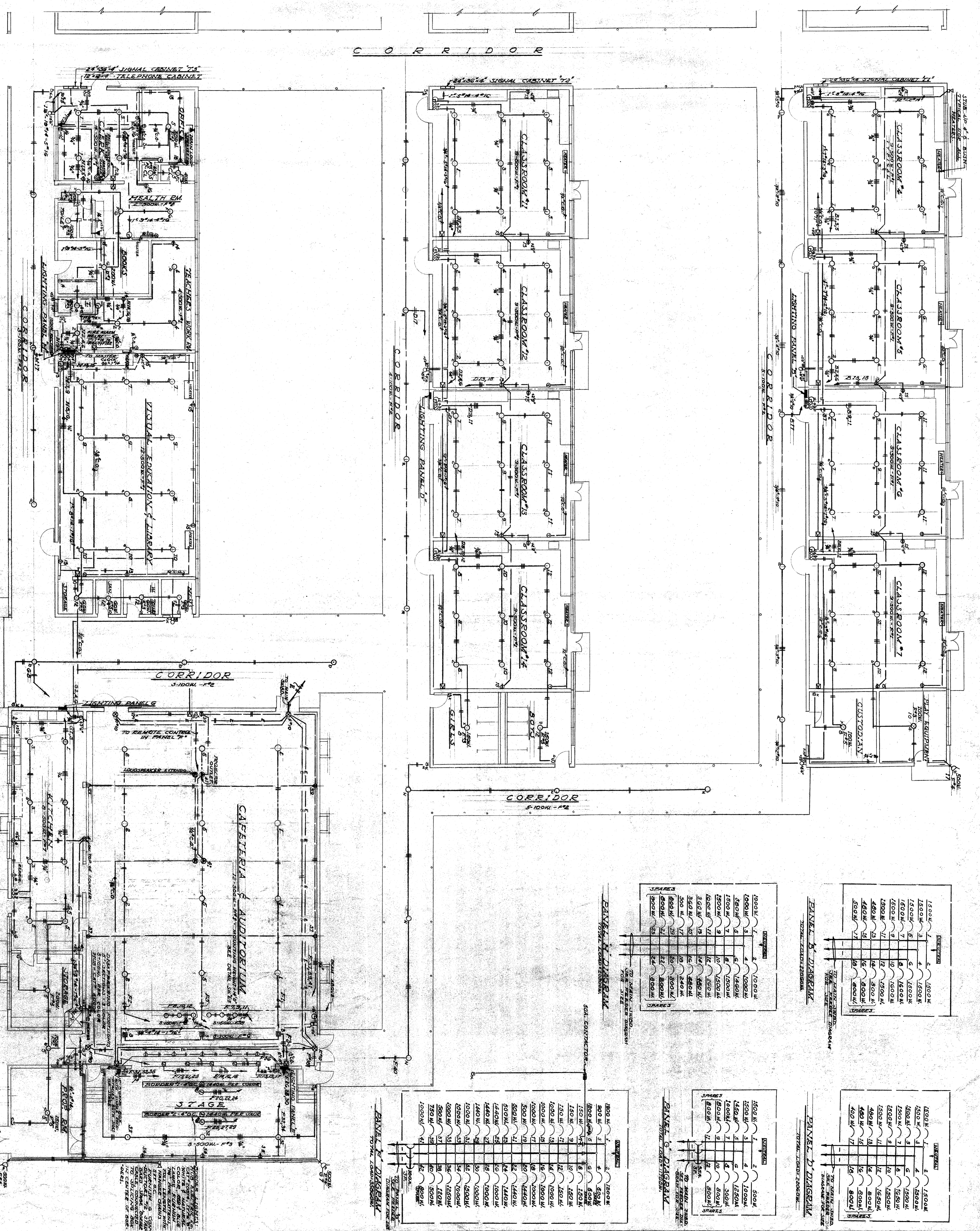
CASTRO LANE SCHOOL
FOR
BAKERSFIELD CITY SCHOOL DIST.
CALIFORNIA

CHARLES H. BIGGAR
A.I.A. ARCHITECT
& ASSOCIATES
HABERFELDE BUILDING
BAKERSFIELD CALIFORNIA

5813
APPROVED: [Signature]
DATE: 5-27-48

NOTE: CONTRACTOR IS TO VERIFY ALL DIMENSIONS ON THE WORK. THIS DRAWING IS THE PROPERTY OF THE ARCHITECT AND MUST BE RETURNED ON COMPLETION OF THE CONTRACT.

FLOOR PLAN
EASTERN PORTION
SCALE: 1/8" = 1'-0"



PANEL A DIAGRAM
TOTAL LOAD 22000 W

SPACES	1	2	3	4	5	6	7	8	9	10	11	12	13	14	15	16	17	18	19	20	21	22	23	24	25
1000 W	1	2	3	4	5	6	7	8	9	10	11	12	13	14	15	16	17	18	19	20	21	22	23	24	25

PANEL B DIAGRAM
TOTAL LOAD 22000 W

SPACES	1	2	3	4	5	6	7	8	9	10	11	12	13	14	15	16	17	18	19	20	21	22	23	24	25
1500 W	1	2	3	4	5	6	7	8	9	10	11	12	13	14	15	16	17	18	19	20	21	22	23	24	25

PANEL C DIAGRAM
TOTAL LOAD 22000 W

SPACES	1	2	3	4	5	6	7	8	9	10	11	12	13	14	15	16	17	18	19	20	21	22	23	24	25
1500 W	1	2	3	4	5	6	7	8	9	10	11	12	13	14	15	16	17	18	19	20	21	22	23	24	25

PANEL D DIAGRAM
TOTAL LOAD 22000 W

SPACES	1	2	3	4	5	6	7	8	9	10	11	12	13	14	15	16	17	18	19	20	21	22	23	24	25
1500 W	1	2	3	4	5	6	7	8	9	10	11	12	13	14	15	16	17	18	19	20	21	22	23	24	25

CASTRO LANE SCHOOL
FOR
BAKERSFIELD CITY SCHOOL DIST.
BAKERSFIELD CALIFORNIA

CHARLES H. BIGGAR
AIA ARCHITECT
& ASSOCIATES
HAERFELDE BUILDING
BAKERSFIELD CALIFORNIA

APPROVED
DATE: 4-27-49
BY: [Signature]