



FLEWELLING & MODOY
architects education

HEADQUARTERS OFFICE:
141 South Main Avenue, Suite 1100
Bakersfield, CA 93304
TEL: 805.833.8877 FAX: 805.833.8877
EMAIL: info@flewellingmodoy.com

ANTIDOTE VALLEY OFFICE:
10100 Valley Blvd., Suite 100
Bakersfield, CA 93309
TEL: 805.833.8877 FAX: 805.833.8877
EMAIL: info@flewellingmodoy.com
An Employee Owned Corporation



ARCHITECT
CONSULTANT



IDENTIFICATION STAMP
DIV. OF THE STATE ARCHITECT
APPROX. 11.2.8.17
AC: J. M. P. No. C-14311
DATE: 11/15/2010

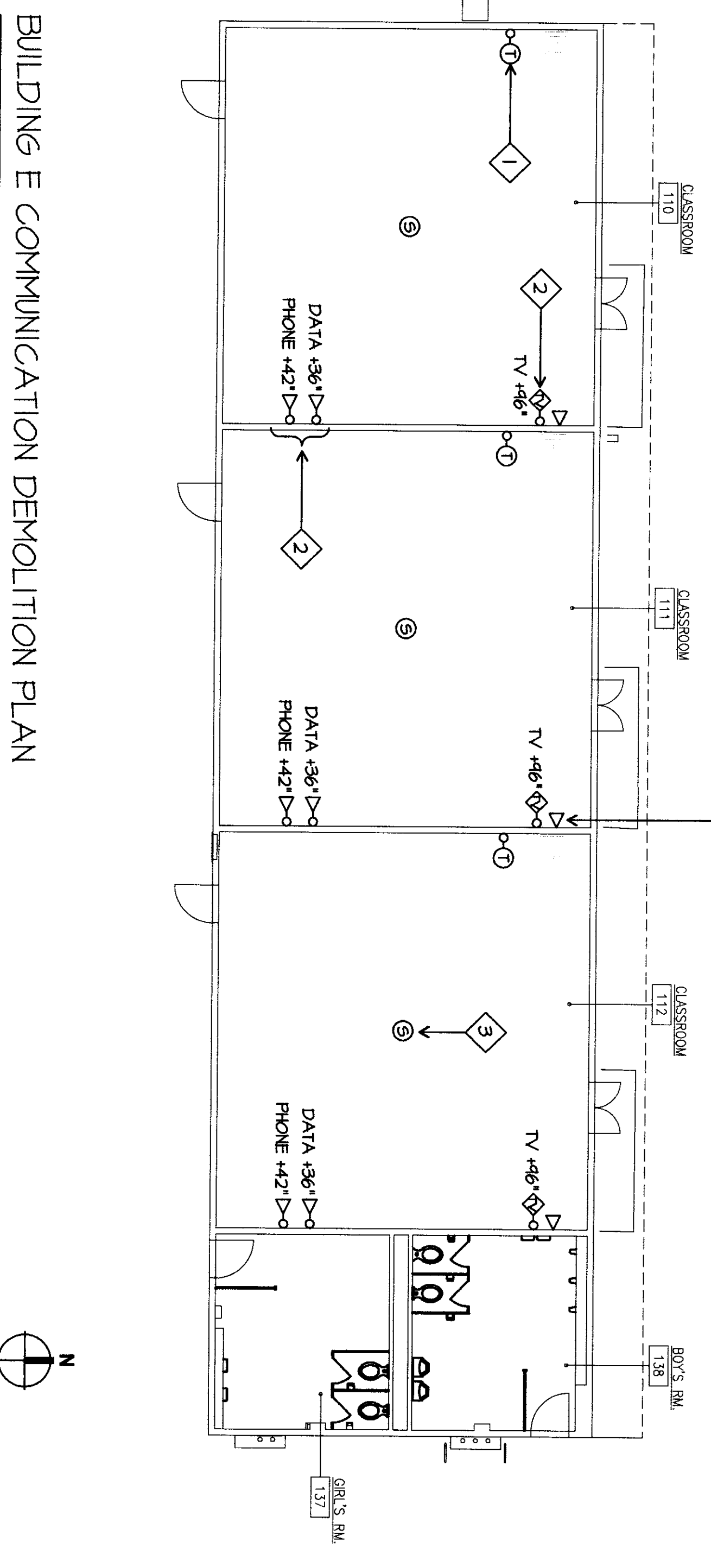
Revision	By	Date	Description

MODERNIZATION PROJECT AT
EVERGREEN ELEMENTARY SCHOOL
2800 ROSE LAURE DRIVE
BAKERSFIELD, CA 93304

BAKERSFIELD CITY SCHOOL DISTRICT
BUILDING E COMMUNICATION
DEMOLITION PLAN
BUILDING E COMMUNICATION
PLAN

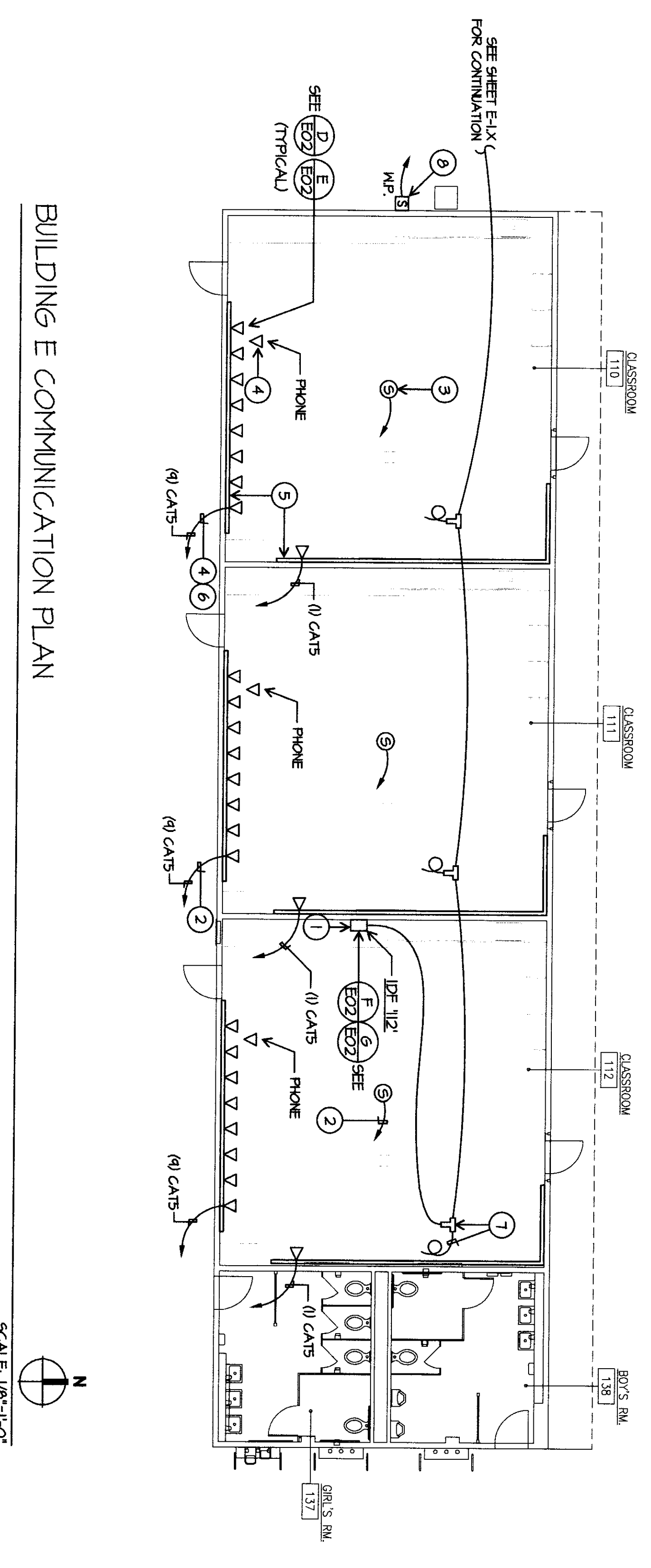
Doc No:
1804000
Date:
1-14-2009
E-72

- COMMUNICATION DEMOLITION PLAN NOTES
- 1 REFER TO MECHANICAL PLANS FOR COORDINATION, TYPICAL.
 - 2 REMOVE WHENOLD COMPLETE, TYPICAL. REMOVE TV, DATA AND TELEPHONE DINGS. REMOVE ALL CABLE COMPLETE, TYPICAL.
 - 3 REMOVE SPEAKERS AND ALL SPEAKER CABLE COMPLETE, TYPICAL.



BUILDING E COMMUNICATION DEMOLITION PLAN

SCALE 1/8"=1'-0"



BUILDING E COMMUNICATION PLAN

SCALE 1/8"=1'-0"

- COMMUNICATION PLAN NOTES
- 1 CONTRACTOR SHALL PROVIDE NEW IDF ENCLOSURE, INSTALL AND CONNECT NEW CABLES TO THE IDF. PROVIDE 12" X 12" X 12" MIDDLE ATLANTIC DWV BRIST WITH A HEDGESS FRONT DOOR AND BRACKET FOR PA AND TELEPHONE TERMINATIONS.
 - 2 SUPPORT TELEPHONE AND/OR DATA AND/OR SPEAKER CABLES HURRY W/YELLOW HOOKS AT LEAST 8" ABOVE CEILING, TYPICAL. COMMUNICATION CABLE(S) AND THEIR SUPPORT(S) SHALL BE INDEPENDENT FROM FIRE ALARM CABLE SUPPORT, TYPICAL.
 - 3 PROVIDE ATLAS NODE, #8700W, 20W/70W OR 100W, CEILING MOUNTED SPEAKER. PROVIDE A DEDICATED CATS CABLE BACK W/ALERTIVE. TERMINATE ON 66 BLOCK. TERMINATE SHIELDED CABLE ON SPEAKER. PROVIDE 3 SERVICE LOOPS OF CABLE AT EACH SPEAKER LOCATION.
 - 4 PROVIDE (0) CATS TO EAST/CEILING HOLE, #4000, 100' 0" OR 150' 0" TELEPHONE WITH RJ45 JACK AT EXTENDING OTHER. PROVIDE 10' 0" CABLE LENGTH IN IDF ENCLOSURE.
 - 5 SURFACE MOUNT WHENOLD BRAND TWO COMPARTMENT 400 SERIES BACKWAY FITTINGS, BACKPATS AND DEVICES FOR A COMPLETE SYSTEM, TYPICAL. COORDINATE EXACT LOCATION WITH ROBERT VAN TASSEL SUPERVISOR, PLANNING AND CONSTRUCTION BAKERSFIELD CITY SCHOOL DISTRICT, 561-631-5888, MONDAY AT 10:00 A.M.T.
 - 6 PROVIDE (0) CATS CABLES BACK TO CLOSEST IDF AND TERMINATION PATCH PANEL, TYPICAL.
 - 7 PROVIDE BRONZE TONGUE & GORE WITH 1/2" D SHIELD COMPRESSION TERMINATIONS, TYPICAL. CABLE CONTINUES TO ADJACENT CLASSROOM. INTERIOR TV CABLE SHALL BE RG6 QUAD SHIELD CABLE. PROVIDE 15' OF EXTRA CABLE PER CLASSROOM (SMART BOARD SIDE OF ROOM). CALIBRATE EACH CABLE FOR ATTENUATION. PROVIDE RESULTS TO GARY TAYLOR, BAKERSFIELD CITY SCHOOL DISTRICT, 561-631-5745.
 - 8 EXTERIOR SPEAKER PER SPECIFICATIONS.