


FLEWELLING & WOODY
architects education

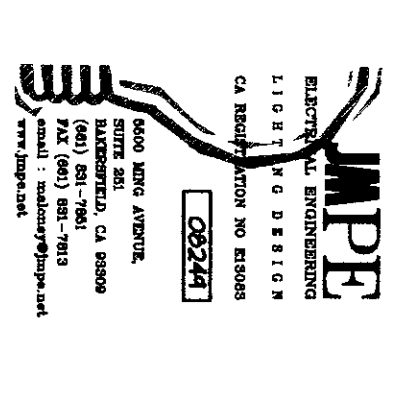
HEADQUARTERS OFFICE:
141 South Lake Avenue, Suite 100
Brea, CA 92623
TEL: 949.451.4817
FAX: 949.451.4817
EMAIL: info@flewellingandwoody.com

ANIERLOPE WALLEY OFFICE:
1024 West Laverne Boulevard
Brea, CA 92623
TEL: 949.451.4817
FAX: 949.451.4817
EMAIL: info@flewellingandwoody.com


An Employee Owned Corporation



CONSULTANT



ARCHITECT



IDENTIFICATION SHEET
DW OR THE STATE ARCHITECT
APR 03 11 2 8 17
AC/LEWIS & CLARK ARCHITECTS
DATE: MARCH 28 2009

Table with columns: No., Date, Description. Includes revision notes for the communication plan.

MODERNIZATION PROJECT AT
EVERGREEN ELEMENTARY SCHOOL
2600 ROSE LAURE DRIVE
BAKERSFIELD, CA 93304

BAKERSFIELD CITY SCHOOL DISTRICT
BUILDING D COMMUNICATION
DEMOLITION PLAN
BUILDING D COMMUNICATION
PLAN

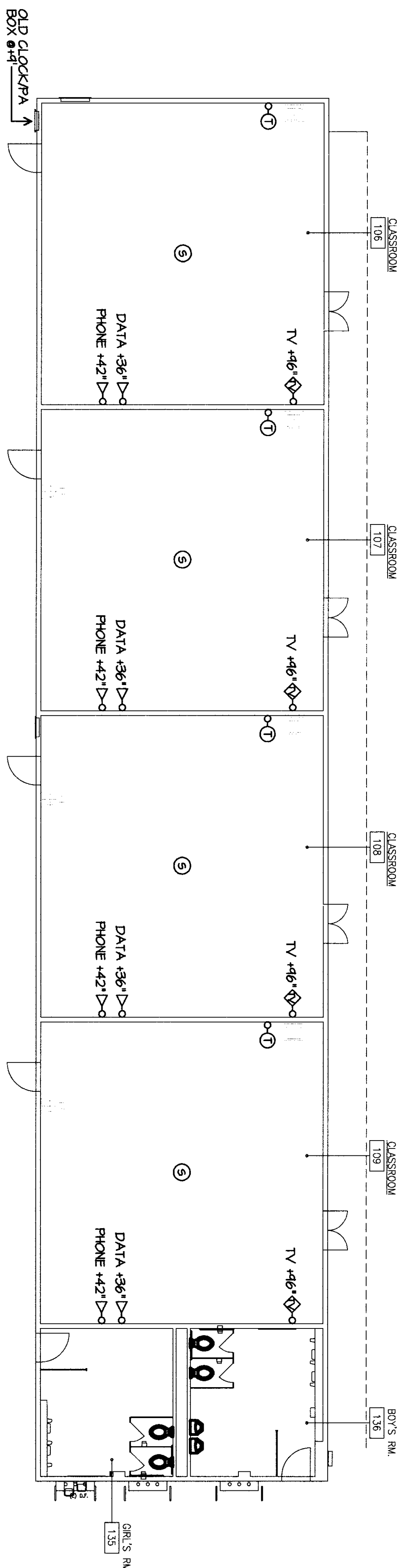
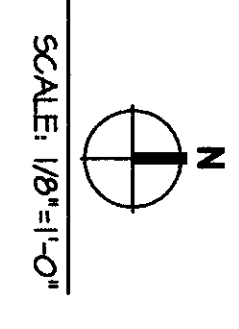
Job No. 1894200
Date 1-14-2009
E-6.2

- COMMUNICATION DEMOLITION PLAN NOTES
1 REFER TO MECHANICAL PLANS FOR COORDINATION, TYPICAL.
2 REMOVE WIREMOLD COMPLETE, TYPICAL. REMOVE TV, DATA AND TELEPHONE DROPS. REMOVE ALL CABLE COMPLETE, TYPICAL.
3 REMOVE SPEAKERS AND ALL SPEAKER CABLE COMPLETE, TYPICAL.

COMMUNICATION PLAN NOTES

- 1 COMPONENTS MATCH EXISTING TYPICAL. DATA RACK ENCLOSURE SHALL BE TYPE 20 66 INCH RACK 50 PARS #644189 MOUNTED ON 5800 STAND OFF BE ACETES FOR PA AND TELEPHONE TERMINATIONS.
2 SUPPORT TELEPHONE AND/OR DATA AND/OR SPEAKER CABLES EVERY 3 W/ YELLOW HOODS AT LEAST 8" ABOVE CEILING, TYPICAL. COMMUNICATION CABLES TYPICAL.
3 PROVIDE ATLAS MODEL #8272-W 2W/7W OR EQUAL CEILING MOUNTED 66 RACK. TERMINATE WIREMOLD CABLE ON SPEAKER. PROVIDE SERVICE LOOPS OF CABLE AT EACH SPEAKER LOCATION.
4 PROVIDE CENTERED PASTORICH MODEL #8086 10X21X21 COLOR SANSFONTE TELEPHONE WITH RJ11 JACK AT EXISTING OUTLET. PROVIDE DEDICATED CAT 5 CABLE (GENERAL CABLE #8980) TO DJR CABINET. LEAVE ONE FOOT EXTRA CABLE LENGTH IN DJR ENCLOSURE.
5 SURFACE MOUNT WIREMOLD BRAND TWO COMPARTMENT 5400 SERIES BACKEVAW FITTINGS, FACETS AND DEVICES FOR A COMPLETE SYSTEM, TYPICAL. COORDINATE EXACT LOCATION WITH ROBERT VAN TASSEL SUPERVISOR. PLANNING AND CONSTRUCTION BAKERSFIELD CITY SCHOOL DISTRICT 664-831-3666. REVIEW ON 01/09/09.
6 PROVIDE 60 CAT5 CABLES BACK TO CORSET DJR AND TERMINATE ON PATCH PANEL, TYPICAL.
7 PROVIDE 10 CONDUIT TUBES WITH QUAD SHIELD COMPRESSION CLASSROOM INTERIOR TV CABLE SHALL BE QUAD SHIELD CABLE. PROVIDE 15' OF EXTRA CABLE PER CLASSROOM (SMART BOARD SIDE OF ROOM). CALIBRATE EACH CABLE FOR ATTENUATION. PROVIDE RESULTS TO CART TAYLOR BAKERSFIELD CITY SCHOOL DISTRICT 664-831-3666.
8 EXTERIOR SPEAKER PER SPECIFICATIONS.

BUILDING D COMMUNICATION DEMOLITION PLAN



BUILDING D COMMUNICATION PLAN

