


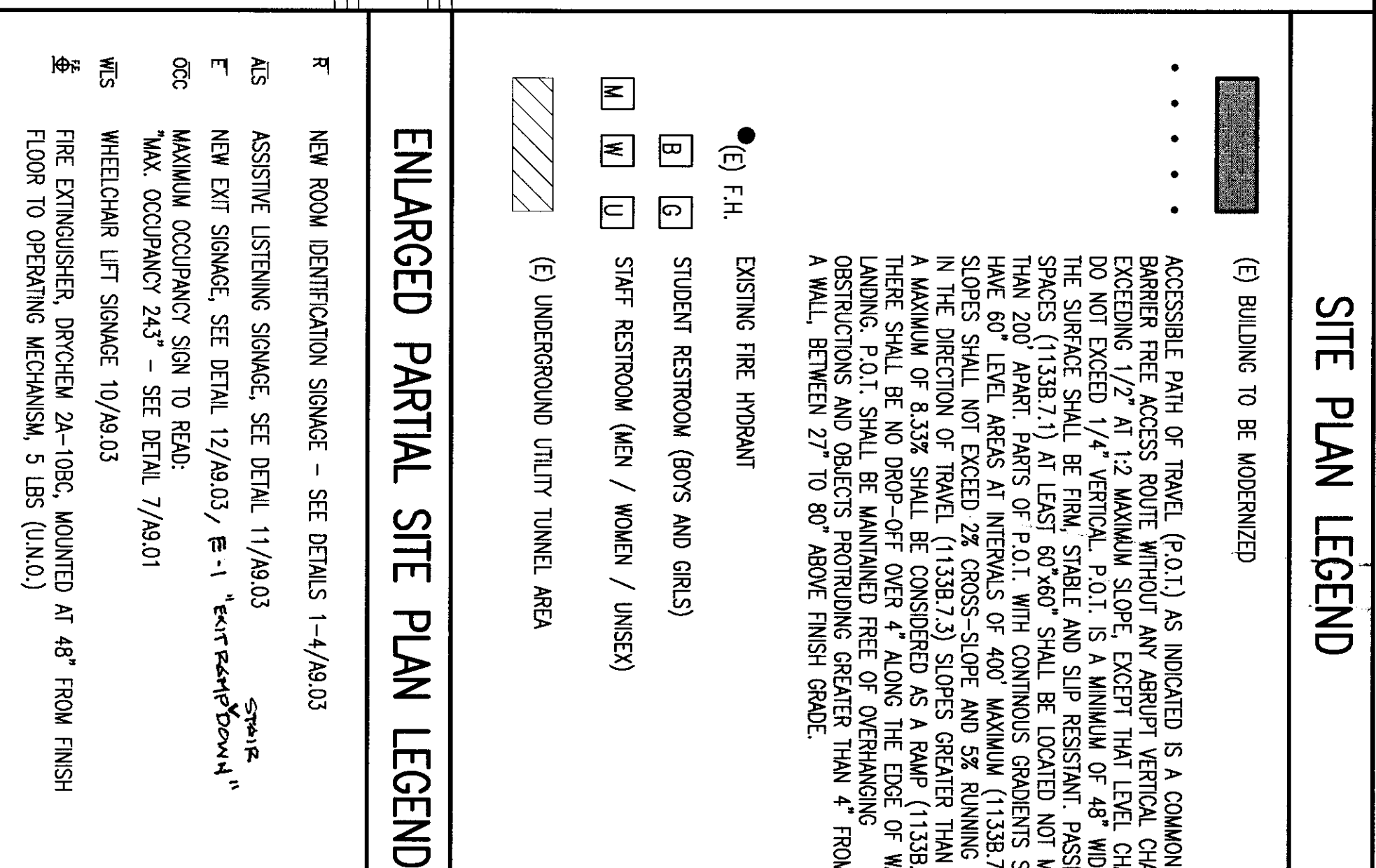
**FLEWELLING & MOODY**  
 architects education

**HEADQUARTERS OFFICE:**  
 2050 Broadway  
 Oakland, California 94612  
 TEL: (415) 778-3644  
 FAX: (415) 778-3645  
 Email: flemoody@flewoody.com

**AMBERLE VALLEY OFFICE:**  
 2800 Rose Marie Drive  
 Berkeley, California 94705  
 TEL: (925) 833-5242  
 FAX: (925) 833-5243  
 Email: AmberleValley@flewoody.com  
 An Employer Owned Corporation



**SITE PLAN**  
SCALE: 1/8"=1'-0"



**SITE PLAN LEGEND**

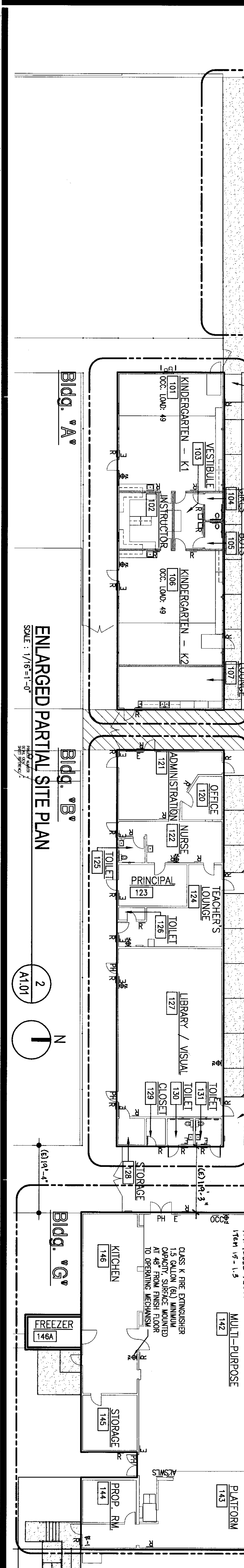
(E) BUILDING TO BE MODERNIZED

..... ACCESSIBLE PATH OF TRAVEL (P.O.T.) AS INDICATED IS A COMMON BARRIER FREE ACCESS ROUTE WITHOUT ANY ARBITRARY VERTICAL CHANGES EXCEPTING L.I.D. AT 1/2" PER FOOT. SCISSOR EXITS AND LEVEL CHANGES TO THE SURFACE SHALL BE FIRM, SLIP RESISTANT AND SHIP RESISTANT. PASSING SPACES (113B.7.1) AT LEAST 80"x80" SHALL BE LOCATED NOT MORE THAN 200' APART. PARTS OF P.O.T. WITH CONTINUOUS GRADEMENTS SHALL HAVE 80' LEVEL AREAS AT INTERVALS OF 400' MAXIMUM. AT 1/32" PER FOOT IN THE DIRECTION OF TRAVEL (113B.7.2) SLOPES GREATER THAN 5% TO A MAXIMUM OF 8.33% SHALL BE CONSIDERED AS A RAMP (113B.5). THERE SHALL BE NO DROP-OFF OVER 4" ALONG THE EDGE OF WALK OR CURB. P.O.T. SHALL BE MAINTAINED FREE OF OBSTRUCTIONS. OBSTRUCTIONS SHALL BE MAINTAINED LESS THAN 4" FROM A WALL BETWEEN 27" TO 80" ABOVE FINISH GRADE.

- (E) F.H. EXISTING FIRE HOBPOINT
- B STUDENT RESTROOM (BOYS AND GIRLS)
- G STAFF RESTROOM (MEN / WOMEN / UNSEX)
- (E) UNDERGROUND UTILITY TUNNEL AREA

**ENLARGED PARTIAL SITE PLAN LEGEND**

- R NEW ROOM IDENTIFICATION SIGNAGE - SEE DETAILS 1-4/19.03
- ALS ASSISTIVE LISTENING SIGNAGE. SEE DETAIL 11/19.03
- E NEW EXT SIGNAGE. SEE DETAIL 12/19.03 / E-1 "EXIT" Signs
- OCG MAXIMUM OCCUPANCY. SIGN TO READ: MAX. OCCUPANCY 243 - SEE DETAIL 7/19.01
- W3S WHEELCHAIR LIFT SIGNAGE. 10/19.03
- W3E WHEELCHAIR LIFT SIGNAGE. 2A-109C. MOUNTED AT 48" FROM FINISH FLOOR TO OPERATING MECHANISM. 5 LBS (U.N.O.)



**ENLARGED PARTIAL SITE PLAN**  
SCALE: 1/8"=1'-0"