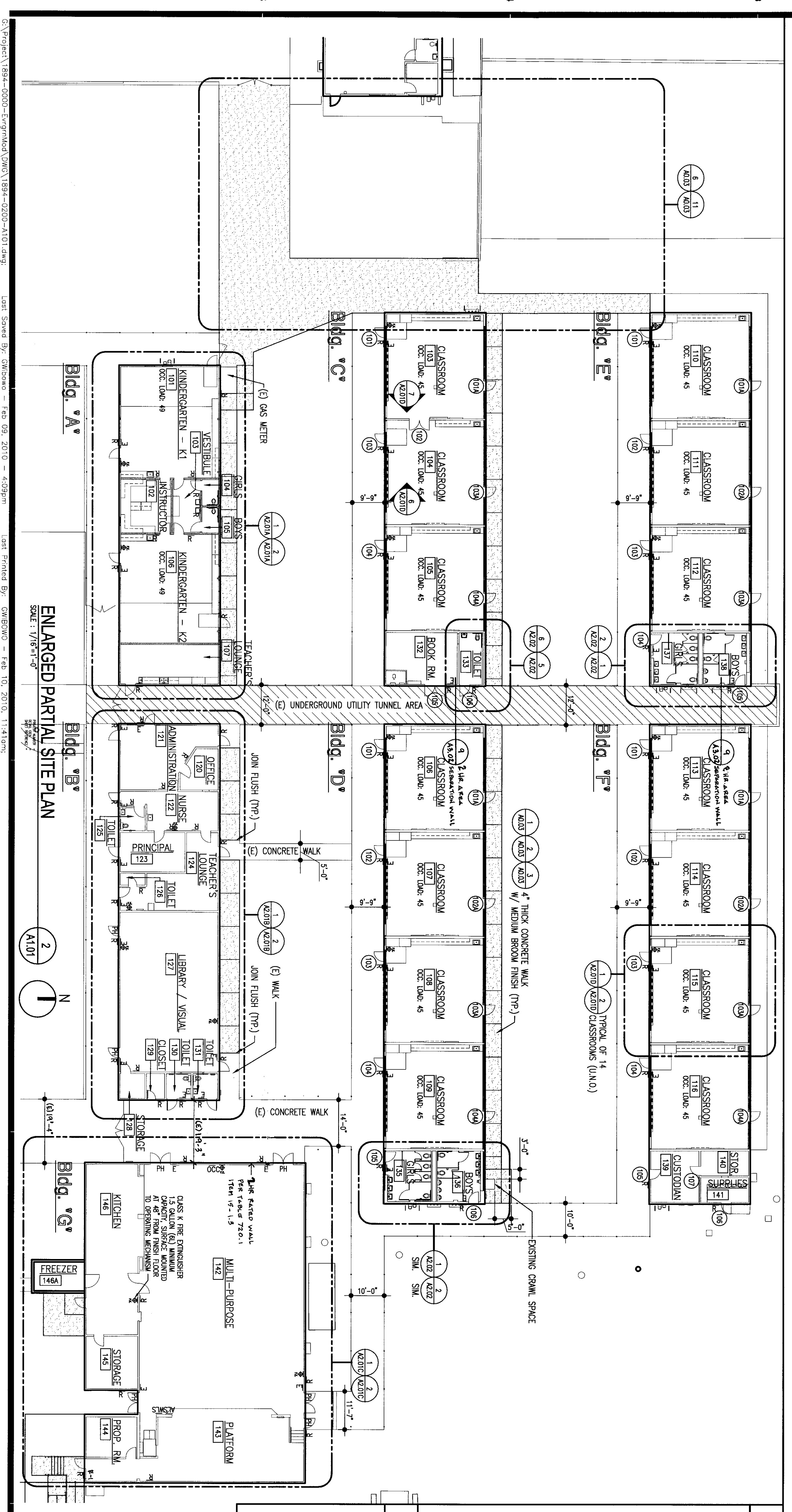


SITE PLAN
SCALE: 1"=40'-0"



ENLARGED PARTIAL SITE PLAN
SCALE: 1/8"=1'-0"

SITE PLAN LEGEND


- (E) BUILDING TO BE MODERNIZED
 - ACCESSIBLE PATH OF TRAVEL (P.O.T.) AS INDICATED IS A COMMON BARRIER FREE ACCESS ROUTE WITHOUT ANY ARBITRARY VERTICAL CHANGES EXCEPT AT RAMP AND CURB CUTS. EXCEPT FOR LEVEL CHANGES OF 1/2" OR LESS, ALL RAMP SLOPES SHALL BE 1:12. THE SURFACE SHALL BE FIRM, STABLE AND SLIP RESISTANT. PASSING SPACES (113B.2.1) AT LEAST 80"x60" SHALL BE LOCATED NOT MORE THAN 200' APART. PARTS OF P.O.T. WITH CONTINUOUS OBSTRUCTIONS SHALL HAVE 80" CLEARANCES AT INTERSECTIONS OF 400' MAXIMUM AT 1:12.5% SLOPE. SLOPES SHALL BE 1:12.5% MAXIMUM. SLOPES GREATER THAN 5% TO A MAXIMUM OF 8.33% SHALL BE CONSIDERED AS A RAMP (113B.5). THERE SHALL BE NO DROP-OFF OVER 4" ALONG THE EDGE OF WALK OR RAMP. P.O.T. SHALL BE MAINTAINED FREE OF OBSTRUCTIONS. OBSTRUCTIONS SHALL BE MAINTAINED MORE THAN 4' FROM A WALL, BETWEEN 27" TO 80" ABOVE FINISH GRADE.
 - (E) F.H. EXISTING FIRE HOBPOINT
 - (S) STUDENT RESTROOM (BOYS AND GIRLS)
 - (M) STAFF RESTROOM (MEN / WOMEN / UNSEX)
 - (E) UNDERGROUND UTILITY TUNNEL AREA
- ENLARGED PARTIAL SITE PLAN LEGEND**
- R NEW ROOM IDENTIFICATION SIGNAGE - SEE DETAILS 1-4/18.03
 - ALS ASSISTIVE LISTENING SIGNAGE, SEE DETAIL 11/18.03
 - E NEW EXT. SIGNAGE, SEE DETAIL 12/18.03 / E-1 "EXIT" SIGNAGE
 - OCG MAXIMUM OCCUPANCY, SIGN TO READ: MAX. OCCUPANCY 243 - SEE DETAIL 7/18.01
 - W3S WHEELCHAIR LIFT SIGNAGE 10/18.03
 - W3S WHEELCHAIR LIFT SIGNAGE 2A-109C, MOUNTED AT 48" FROM FINISH FLOOR TO OPERATING MECHANISM, 5 LBS (U.N.O.)

FLEWELLING & MOODY
architects education

HEADQUARTERS OFFICE:
1415 Franklin Street
Pasadena, California 91107
Tel: 626.796.2444
Fax: 626.796.2447
Email: info@flewellingandmoody.com

AMBLER WAREHOUSE OFFICE:
1800 W. Main Street
Lombard, California 95244
Tel: 925.427.7171
Fax: 925.427.7171
Email: info@flewellingandmoody.com

An Equal Opportunity Employer



PROJECT: MODERNIZATION PROJECT AT EVERGREEN ELEMENTARY SCHOOL
2800 ROSE MARIE DRIVE
BARKERFIELD, CA 93304

ARCHITECT: FLEWELLING & MOODY

DATE: 11.2.8.17

SCALE: 1/8" = 1'-0"

PROJECT NO.: 1894

DATE: 1-26-2010

PROJECT NAME: ENLARGED PARTIAL SITE PLAN

PROJECT NO.: A101

PROJECT PHASING SCHEDULE

PHASE I

- DISTRICT ABATEMENT CONTRACTOR : 6/14/2010 THROUGH 7/15/2010 (31 DAYS)
- I A SUBMITTALS AND ORDERING : 5/17/2010 THROUGH 7/14/2010 (59 DAYS)
- I B ~~CONTRACTOR~~ / KINDERGARTEN : 7/14/2010 THROUGH 11/10/2010 (120 DAYS)
- AND BUILDINGS "C" AND "D"

PHASE II

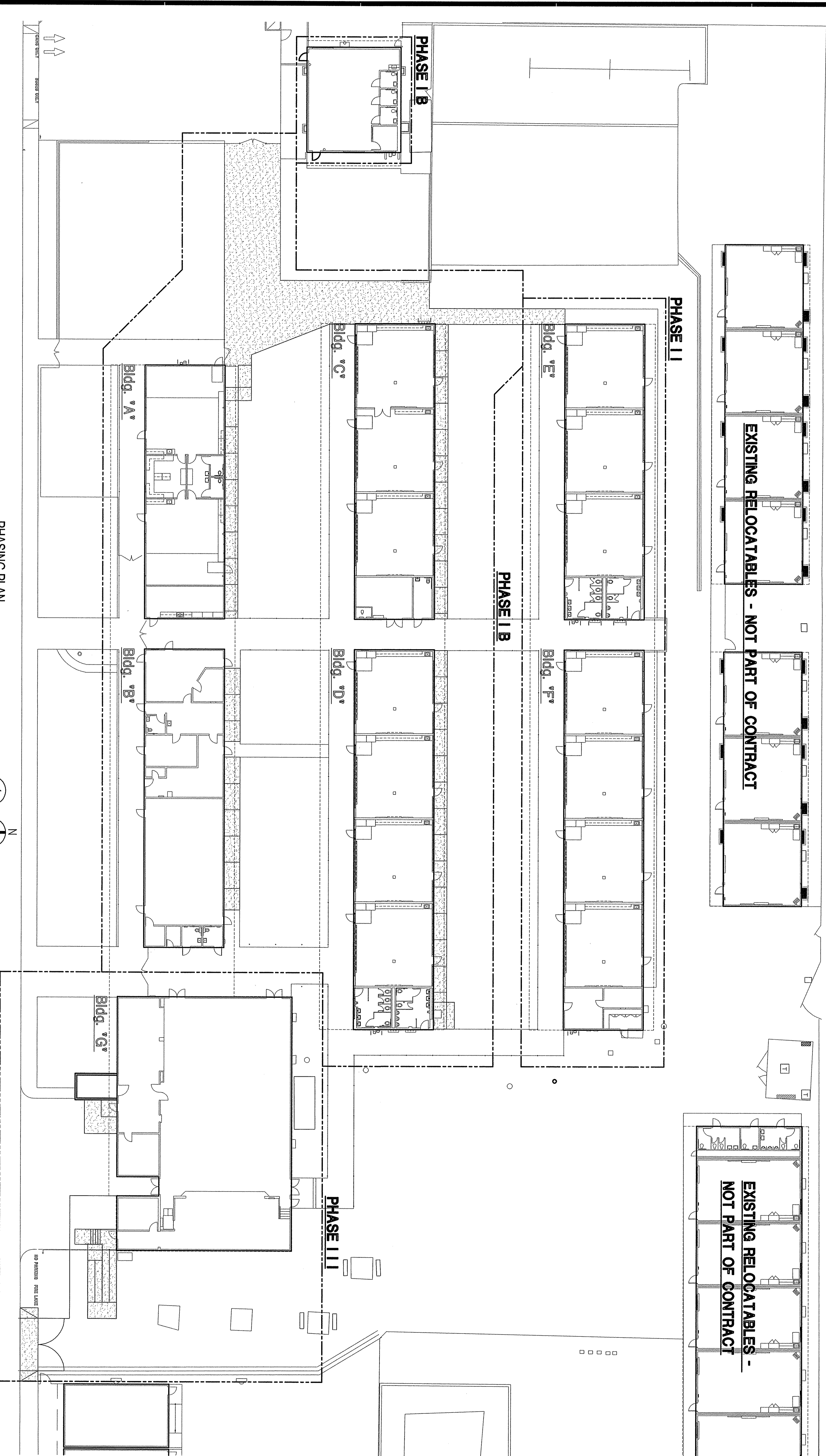
- DISTRICT ABATEMENT CONTRACTOR : 11/15/2010 THROUGH 12/14/2010 (30 DAYS)
- BUILDINGS "E" AND "F" : 12/20/2010 THROUGH 2/17/2011 (60 DAYS)

PHASE III

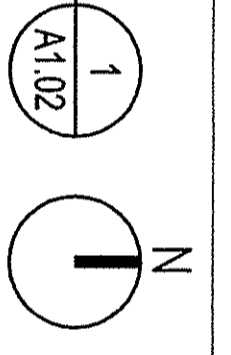
- DISTRICT ABATEMENT CONTRACTOR : 2/21/2011 THROUGH 3/22/2011 (30 DAYS)
- BUILDING "G" / ADMINISTRATION : 3/23/2011 THROUGH 6/10/2011 (80 DAYS)

PHASING NOTES

1. THE WORK UNDER THIS CONTRACT IS INTENDED TO BE PERFORMED AND COMPLETED IN SPECIFIC PHASES AS OUTLINED IN THE "PROJECT PHASING PLAN". IT IS THE SOLE RESPONSIBILITY OF THE CONTRACTOR TO COORDINATE AND SCHEDULE ALL WORK IN SUCH A MANNER AS TO INSURE TIMELY COMPLETION OF EACH PHASE. IT IS UNDERSTOOD THAT CERTAIN WORK DURING THAT PHASE MAY BE REQUIRED TO BE PERFORMED OUTSIDE THE SPECIFIC AREA OF THE PARTICULAR PHASE IN ORDER TO PROVIDE FOR TIMELY COMPLETION. ALL SUCH WORK REQUESTED BY CONTRACTOR TO BE OUT OF PHASE OR THE PHYSICAL BOUNDARIES OF A PHASE SHALL FIRST BE APPROVED BY THE OWNER AND ARCHITECT AND SHALL NOT WARRANT ADDITIONAL COST TO THE OWNER. LIKEWISE, ALL SUCH WORK PROPOSED BY THE CONTRACTOR SHALL BE PERFORMED DURING NON-SCHOOL HOURS AND SHALL BE EITHER COMPLETED, OR SAFELY SECURED, BY THE NEXT REGULAR START OF SCHOOL HOURS.
2. EACH PHASE WILL HAVE INDEPENDENT LIQUIDATED DAMAGES. LIQUIDATED DAMAGES SHALL BE \$2,500.00 PER DAY.
3. EACH PHASE MUST BE COMPLETED AND ACCEPTED BY THE DISTRICT / ARCHITECT PRIOR TO THE NEXT PHASE COMMENCING.



PHASING PLAN
SCALE: 1/8" = 1'-0"




FLEWELLING & MOODY
architects + education

HEADQUARTERS OFFICE:
141 South Lake Avenue, 2nd Floor
Pasadena, California 91101
Tel: 626.792.3637 Fax: 626.792.3637
E-Mail: info@flewellingmoody.com

ANTELOPE VALLEY OFFICE:
14000 West 14th Street
Livermore, California 94550
Tel: 925.462.0771 Fax: 925.462.2343
E-Mail: fhwatson@flewellingmoody.com

An Employee Owned Corporation



AGENCY

IDENTIFICATION STATE
DIV. OF THE STATE ARCHITECT
APR03 11 9 8 17
A.C. WILSON
F.S. SCHAFFNER
DATE: MAR 18 2010

No.	Date	Description

All dimensions shall be checked at this job by the contractor and
found to be correct. The contractor shall be responsible for the accuracy of
the information shown on this drawing. The contractor shall be held
responsible for the accuracy of the information shown on this drawing.
The contractor shall be held responsible for the accuracy of the
information shown on this drawing.

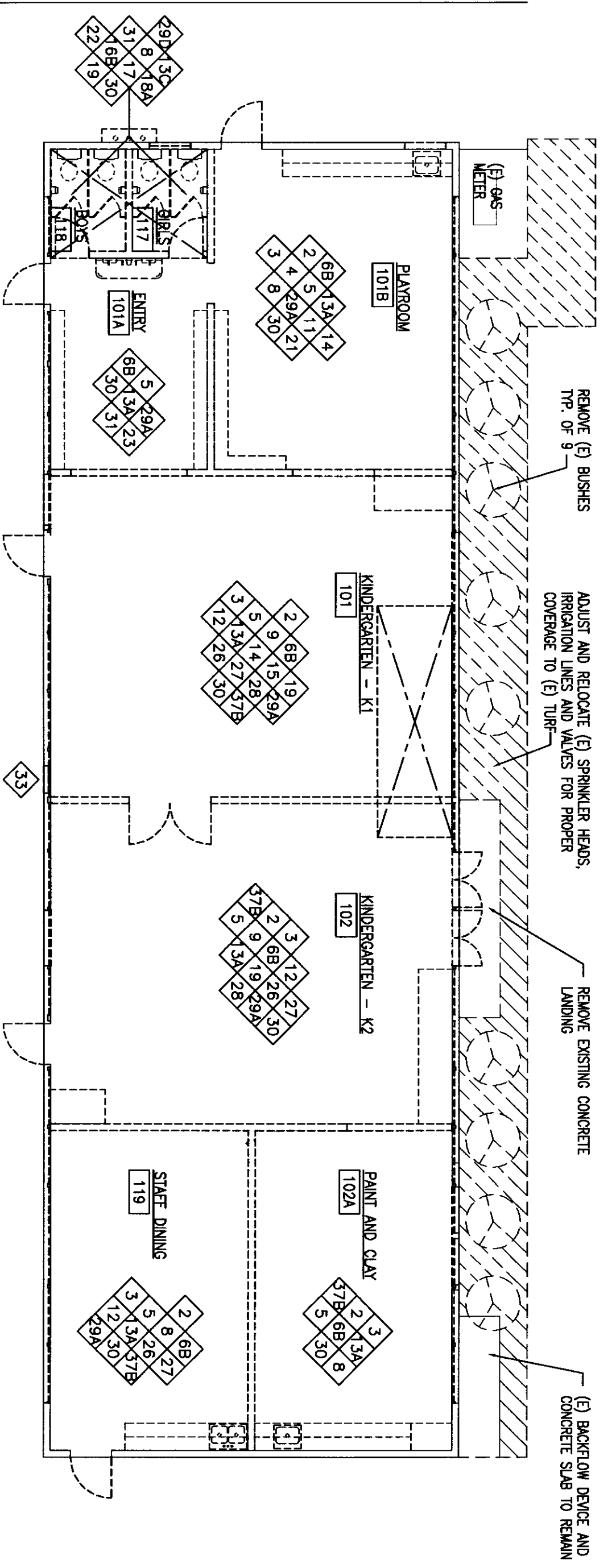
**MODERNIZATION PROJECT AT
EVERGREEN ELEMENTARY SCHOOL**
2600 ROSE MARIE DRIVE
EVERGREEN, CA 95024

BAKERSFIELD CITY SCHOOL DISTRICT

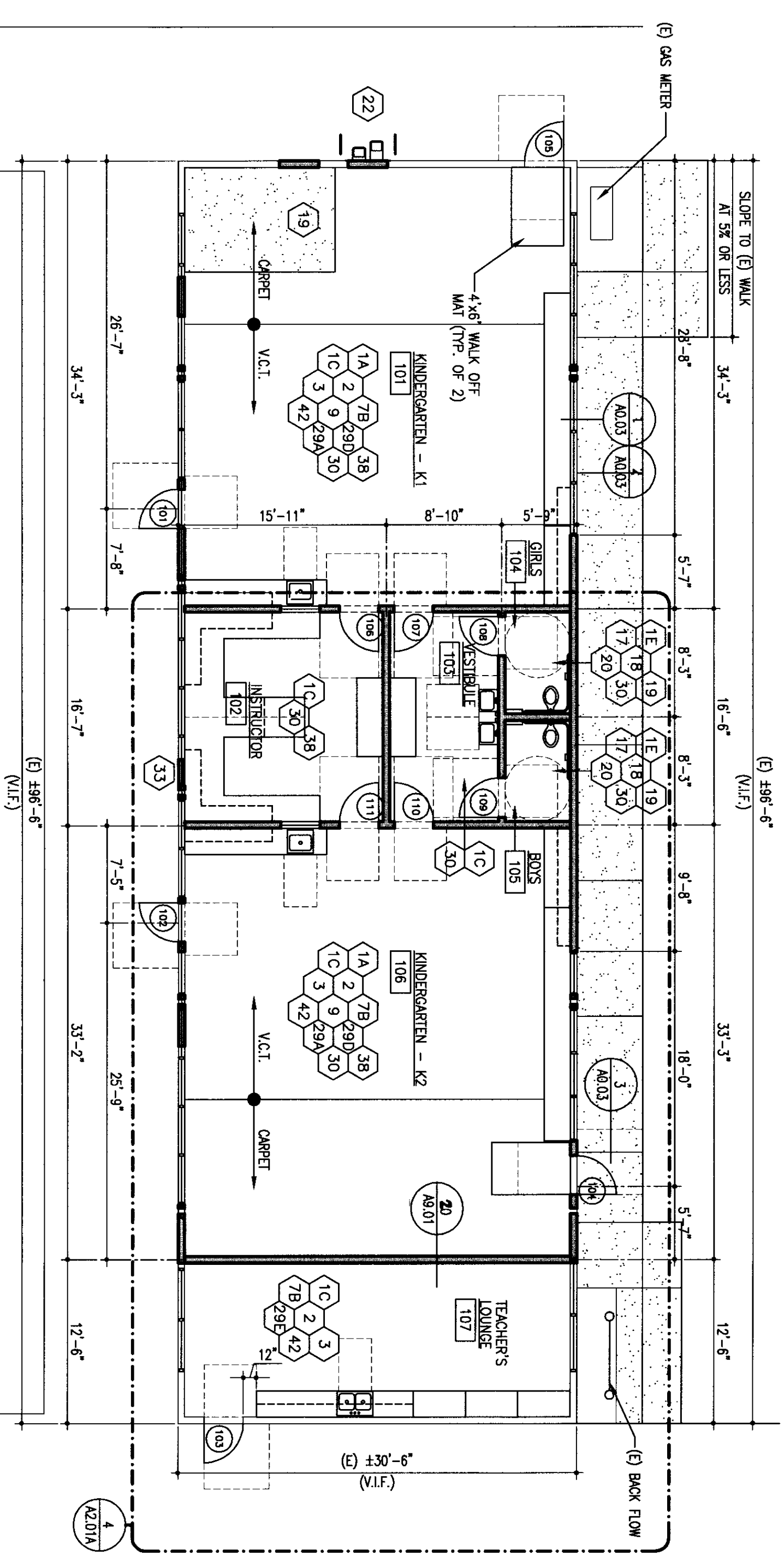
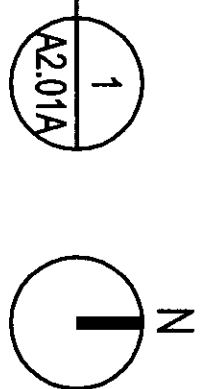
Job No. 1894
Date 1-26-2010

PHASING PLAN

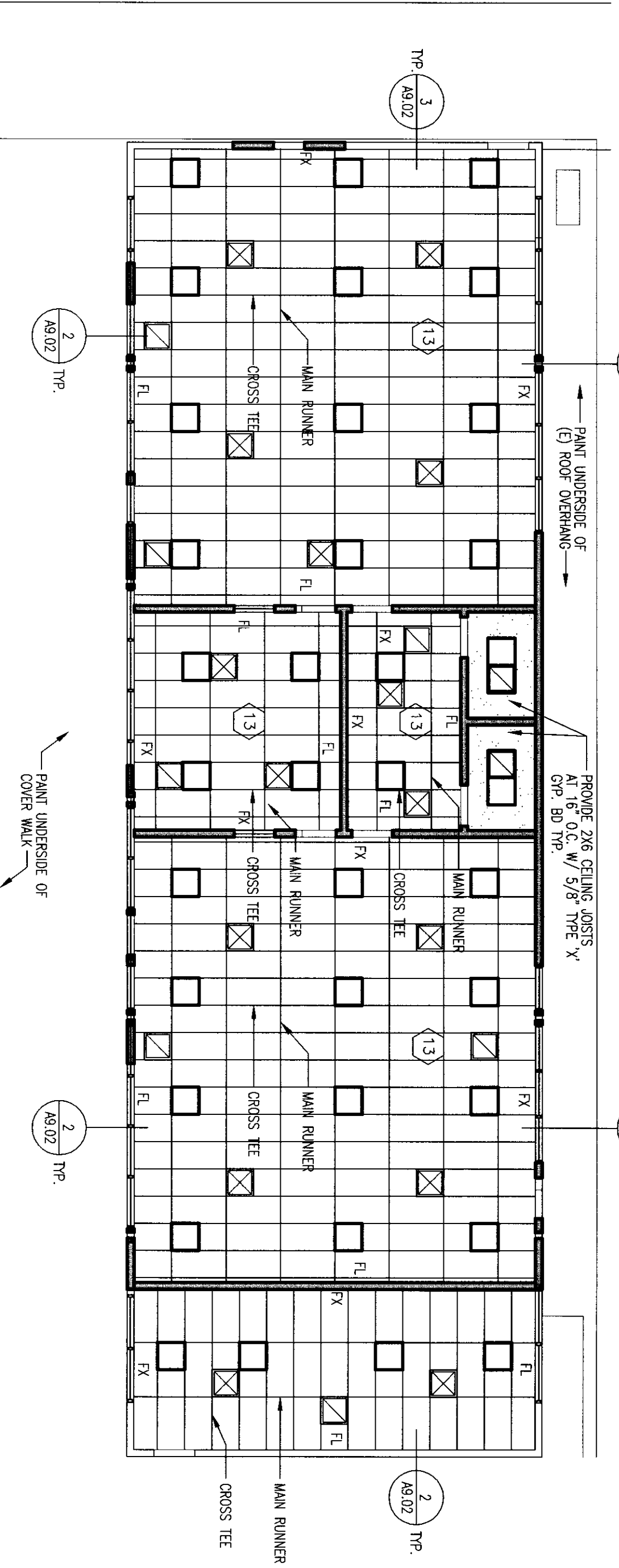
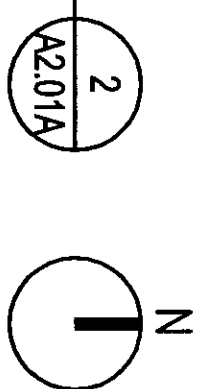
A1.02



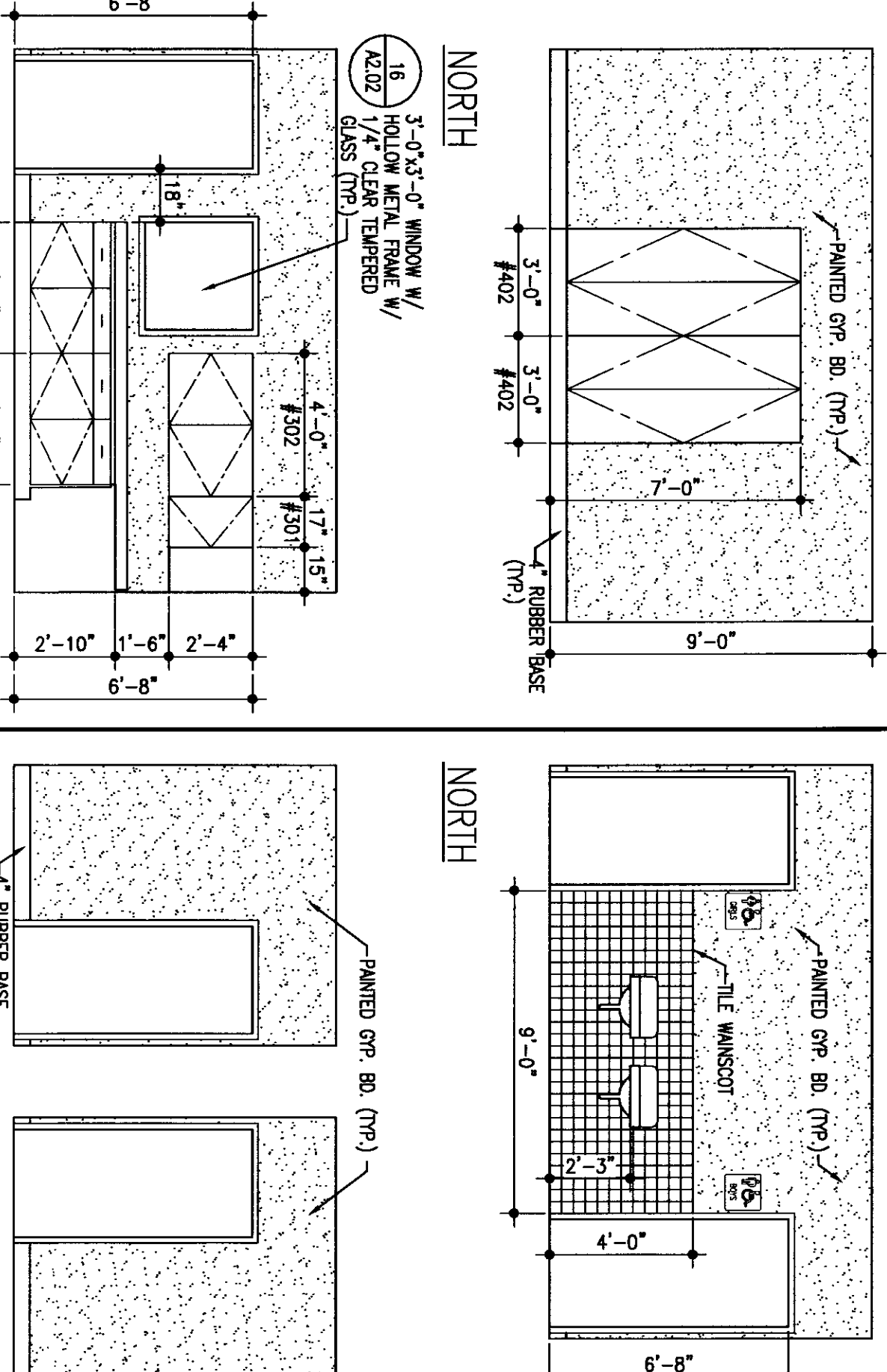
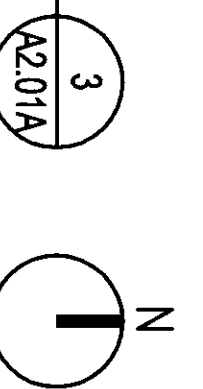
DEMOLITION PLAN -
BUILDING "A" - KINDERGARTEN
SCALE: 1/8" = 1'-0"



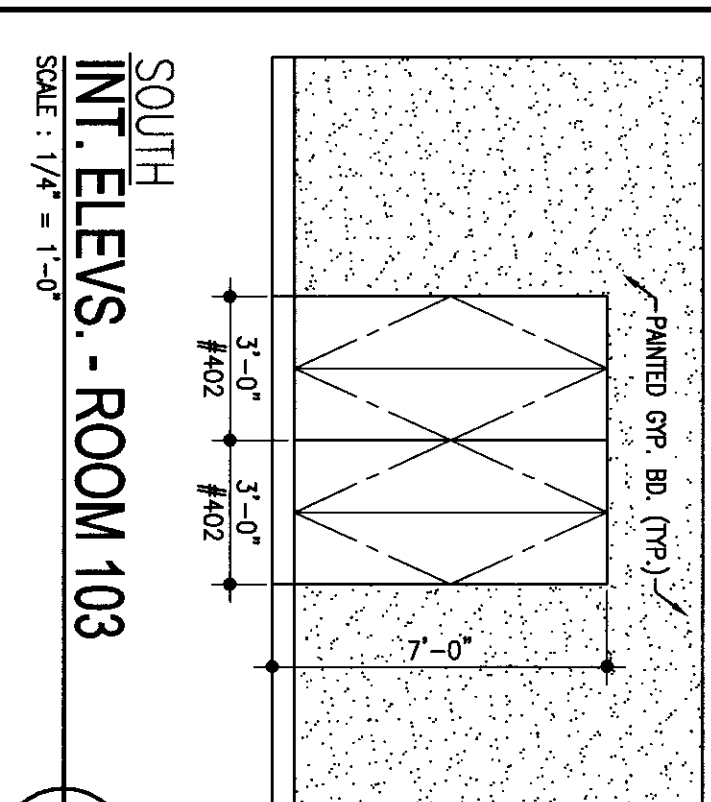
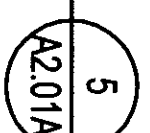
RECONSTRUCTION PLAN -
BUILDING "A" - KINDERGARTEN
SCALE: 1/8" = 1'-0"



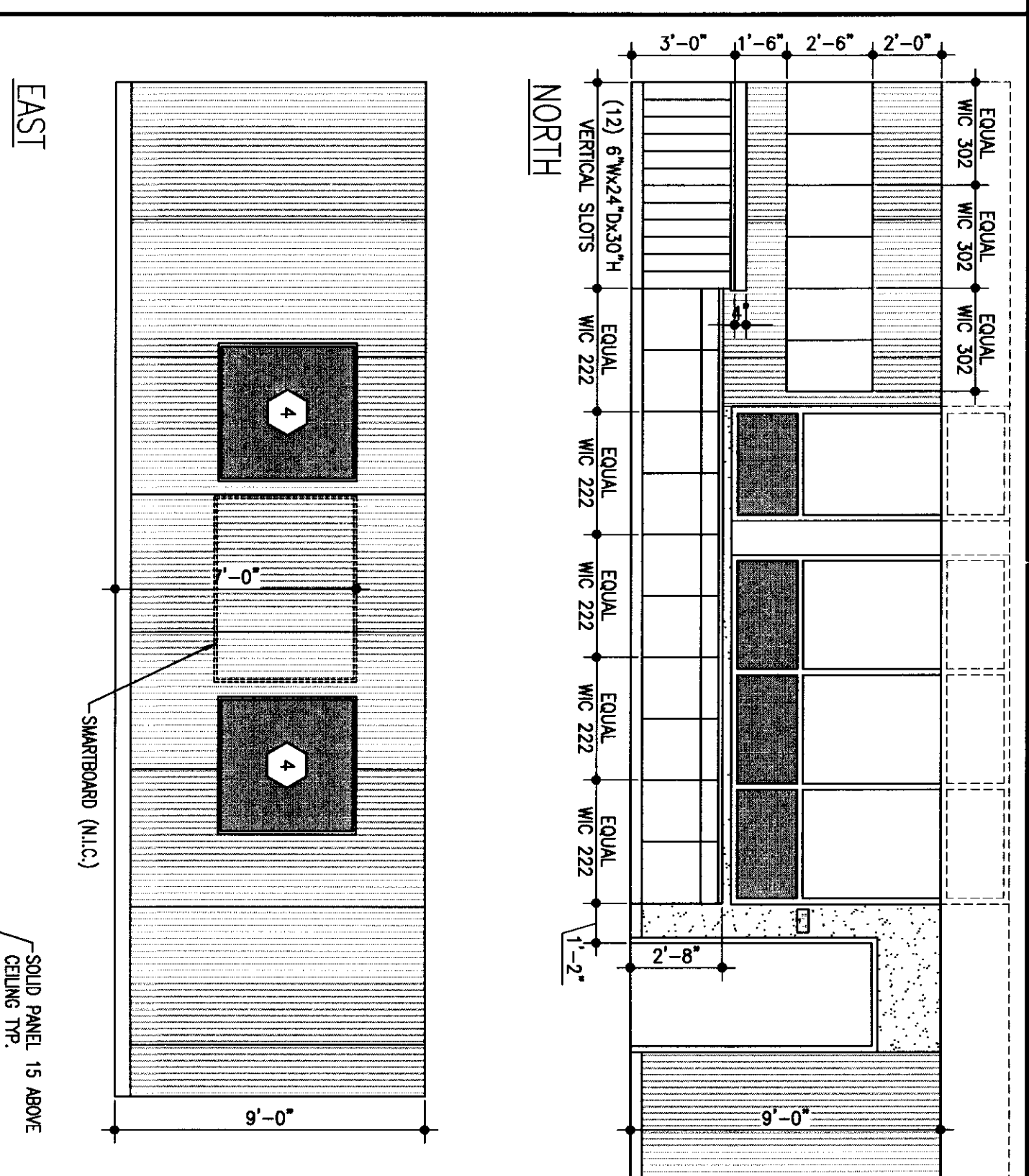
REFLECTED CEILING PLAN -
BUILDING "A" - KINDERGARTEN
SCALE: 1/8" = 1'-0"



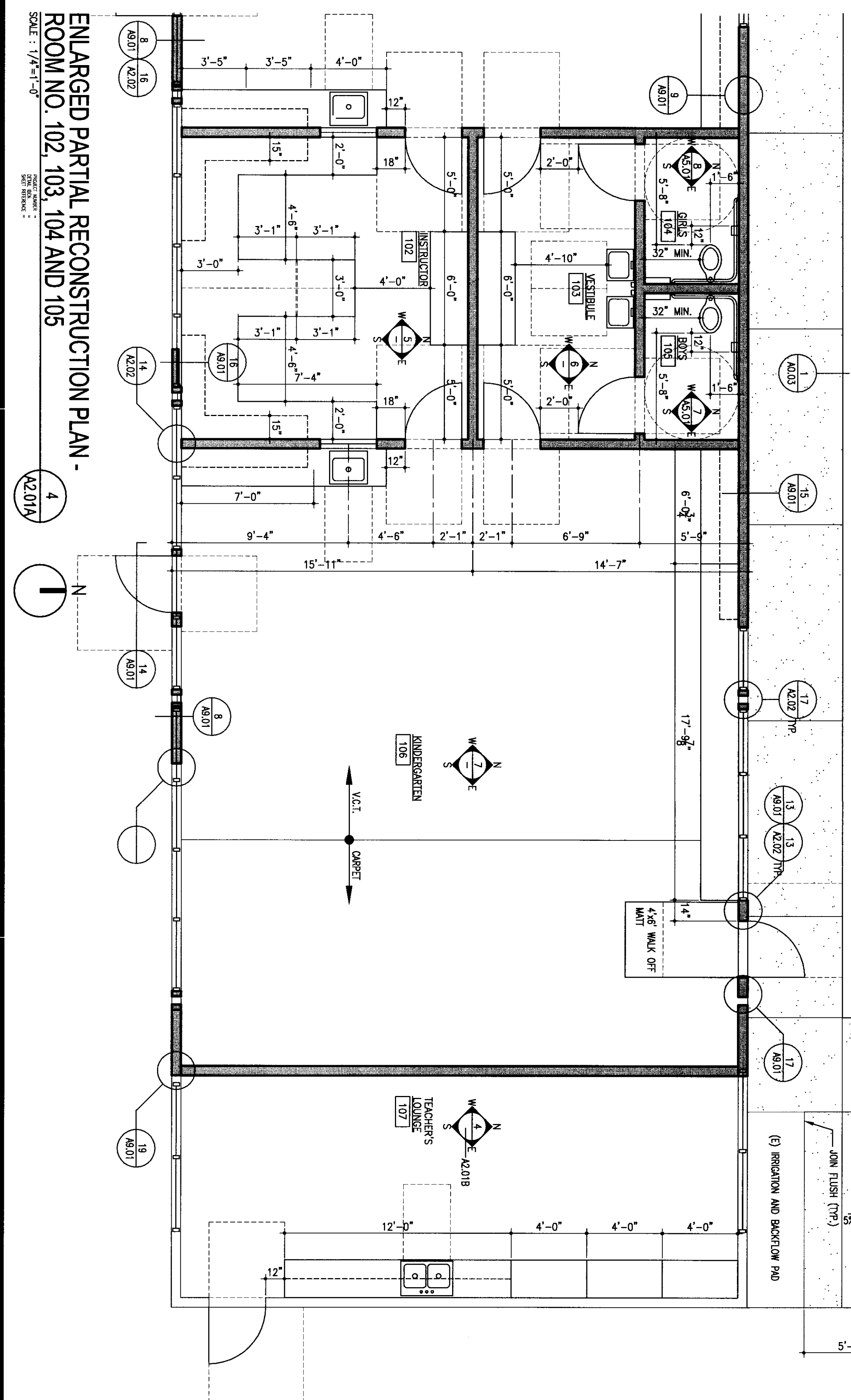
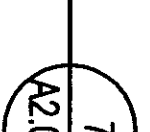
INT. ELEV. - ROOM 102
SCALE: 1/4" = 1'-0"



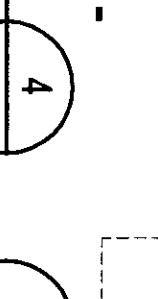
SOUTH INT. ELEV. - ROOM 103
SCALE: 1/4" = 1'-0"



INT. ELEV. - ROOM 106
SCALE: 1/4" = 1'-0"



ENLARGED PARTIAL RECONSTRUCTION PLAN -
ROOM NO. 102, 103, 104 AND 105
SCALE: 1/4" = 1'-0"





FLEWELLIN & MOODY
architects + education

HEADQUARTERS OFFICE:
14 Duval Street, Suite 200
Petaluma, California 94951
Tel: 707.769.1100 Fax: 707.769.1101
Email: info@flewellingandmoody.com

ATEMORE VALLEY OFFICE:
Lutero, California 95034
Tel: 925.947.7111 Fax: 925.947.3400
Email: atemorevalley@flewellingandmoody.com

An Employee-Owned Corporation



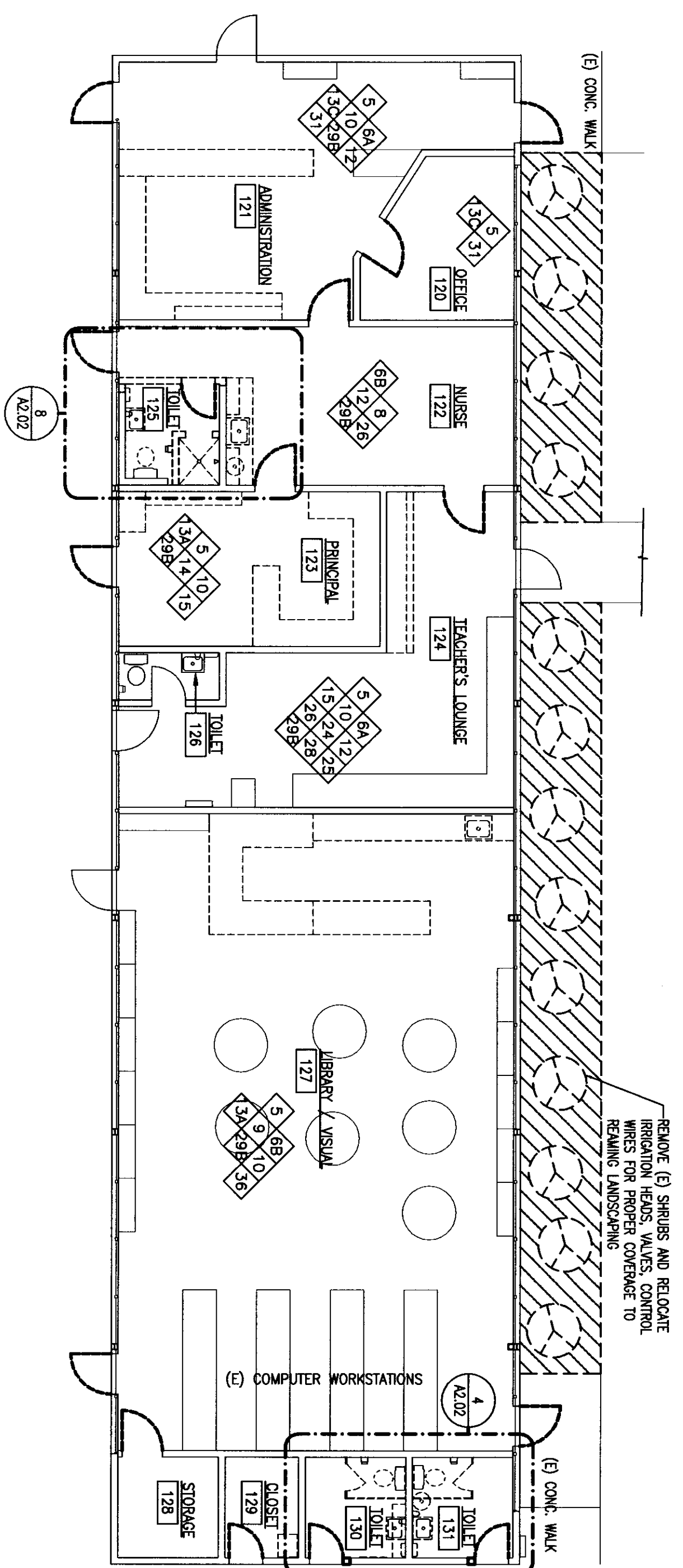
IDENTIFICATION STAMP
DIV. OF THE STATE ARCHITECT
APPROX. 11.8.8.1.7
AC 1118 8117
F.S. 1188 8117
DATE: MAR 18 2010

Drawn by:
Reviewed by:
No. 1000:
Description:

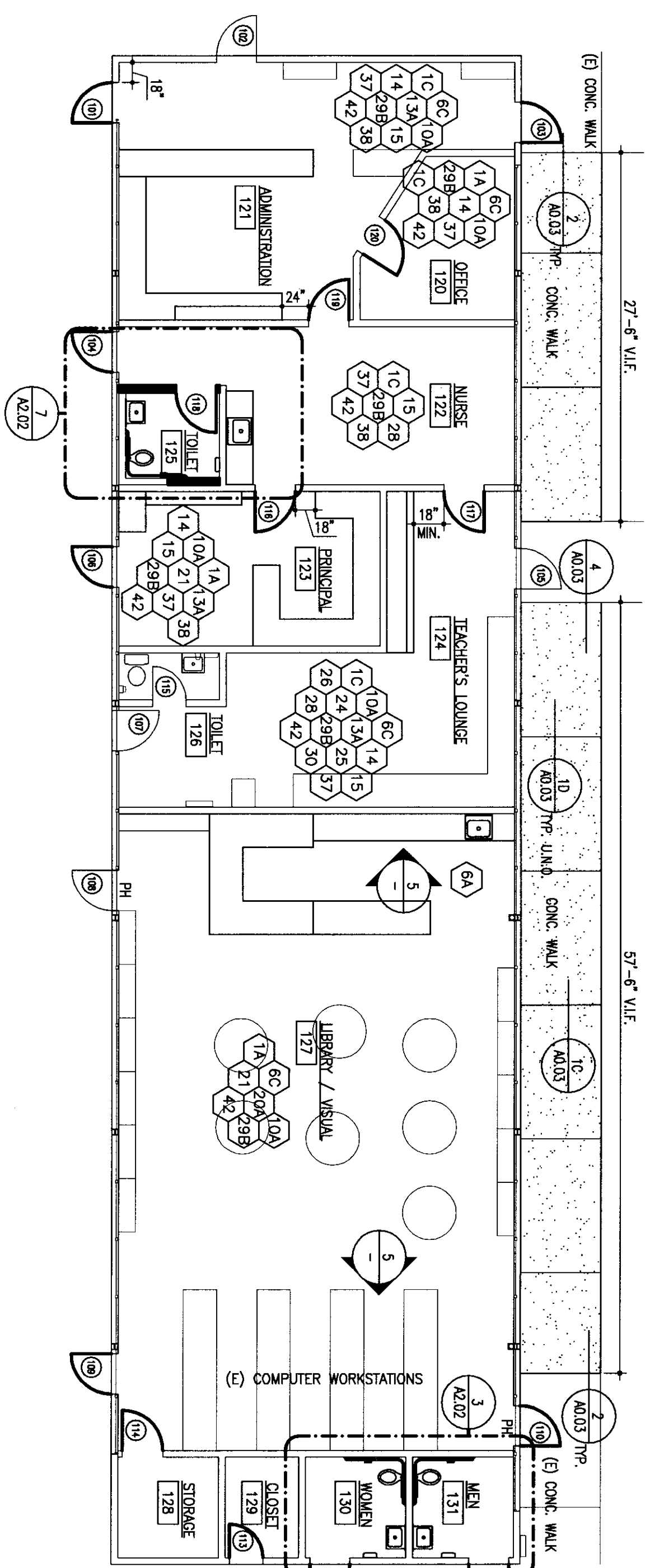
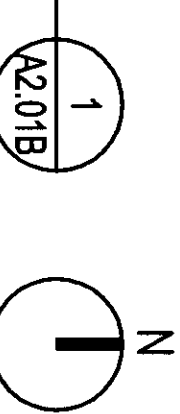
MODERNIZATION PROJECT AT
EVERGREEN ELEMENTARY SCHOOL
2600 ROSE WARE DRIVE
BAKERSFIELD, CA 93304

BAKERSFIELD CITY SCHOOL DISTRICT
BUILDING "A" - KINDERGARTEN
DEMOLITION PLAN
RECONSTRUCTION PLAN
REFLECTED CEILING PLAN
INTERIOR ELEVATIONS

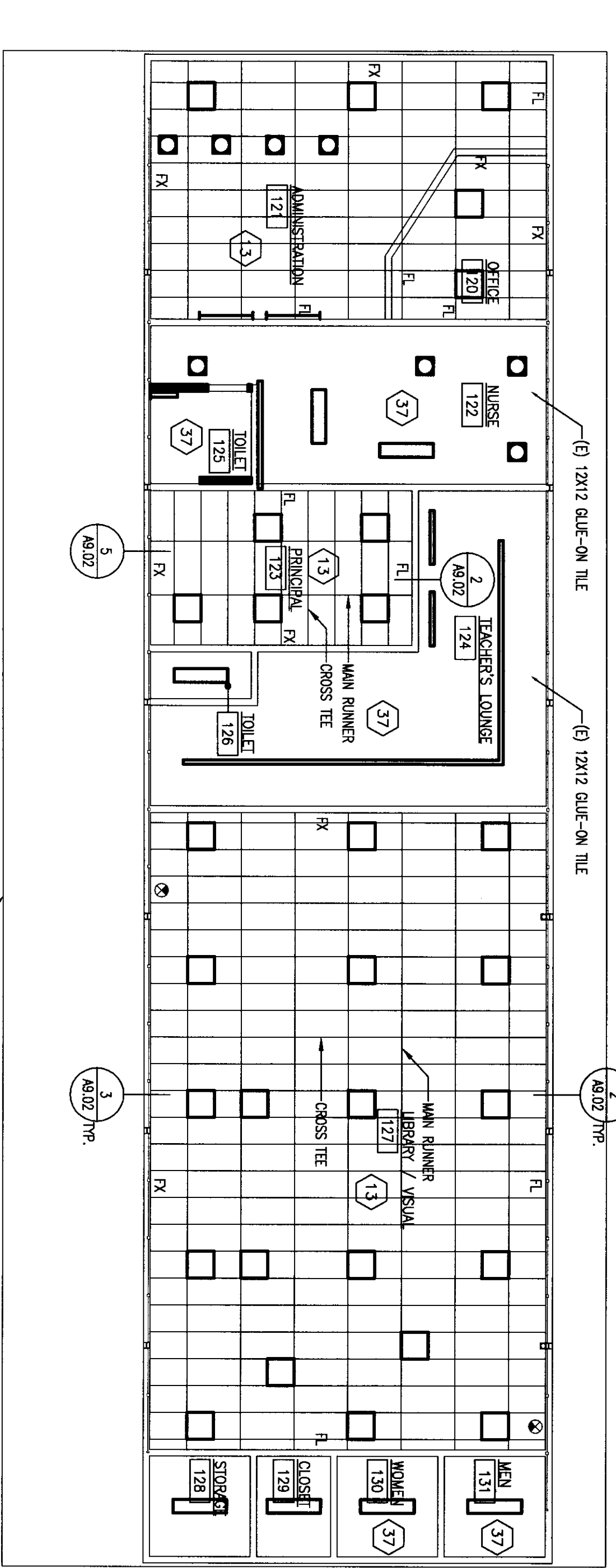
1894
A2.01A
Date: 1-26-2010



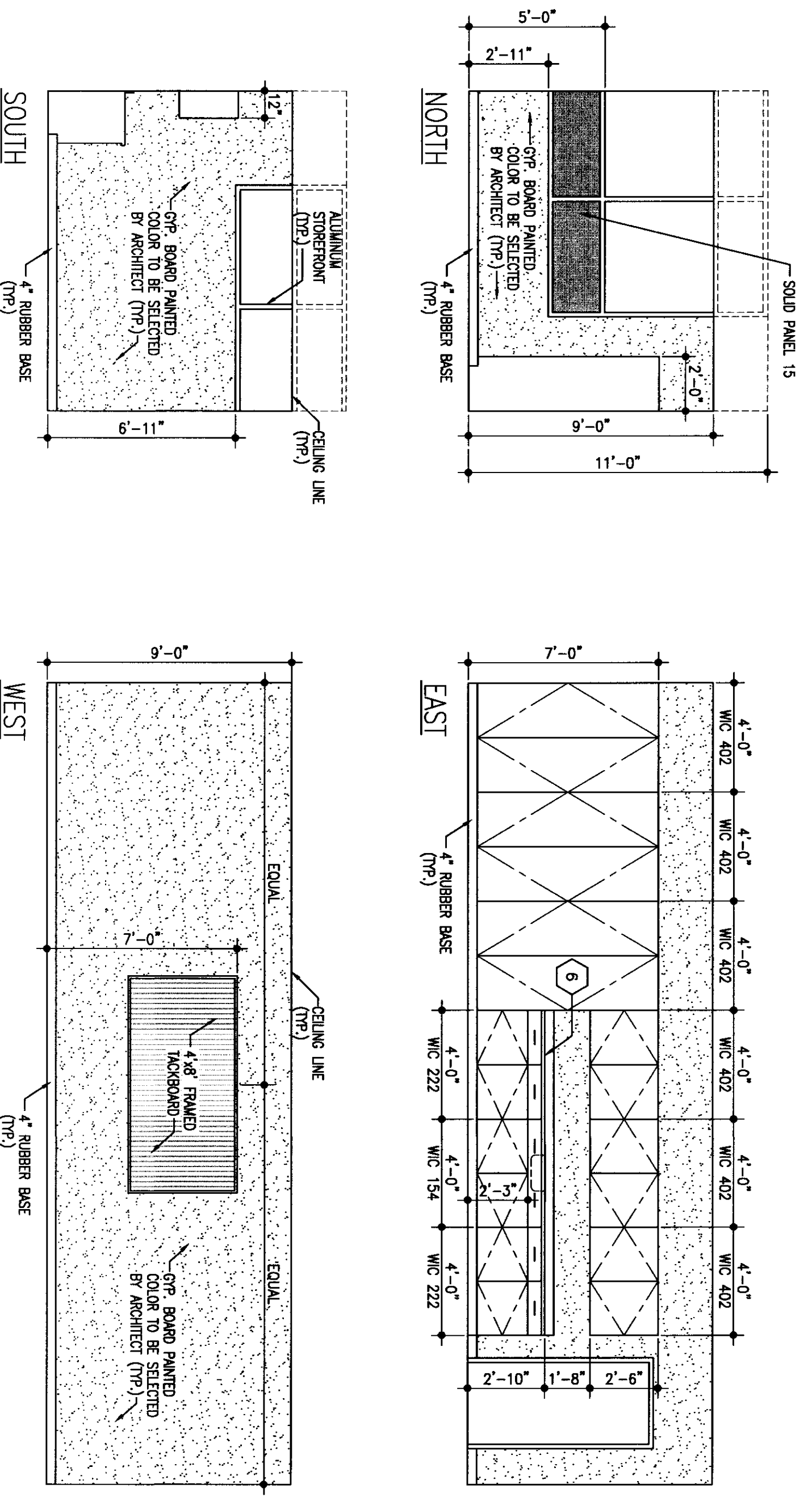
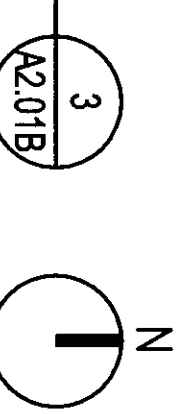
DEMOLITION PLAN - BUILDING "B" - ADMINISTRATION



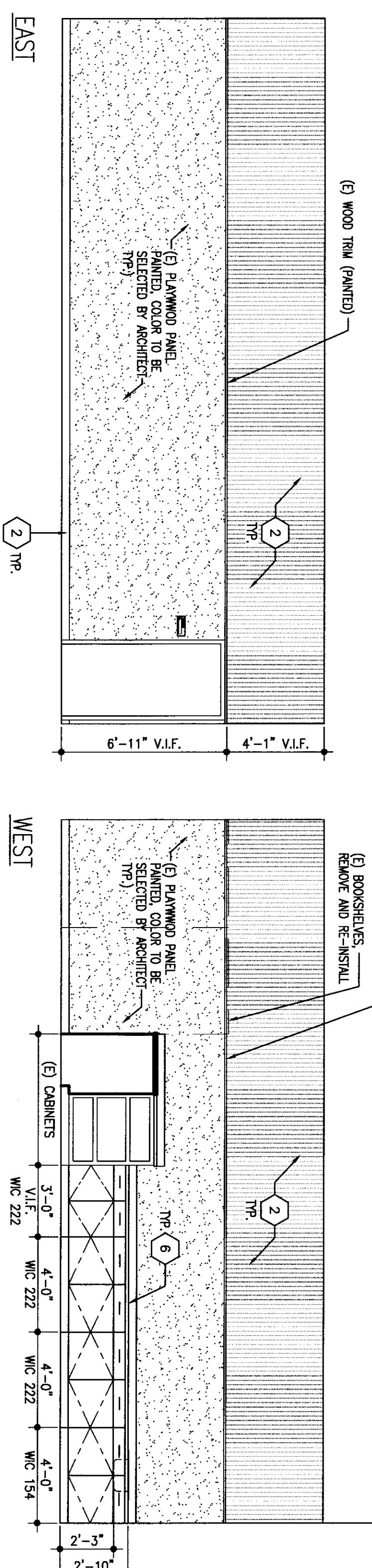
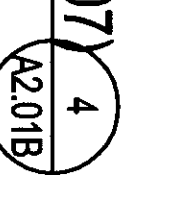
RECONSTRUCTION PLAN - BUILDING "B" - ADMINISTRATION



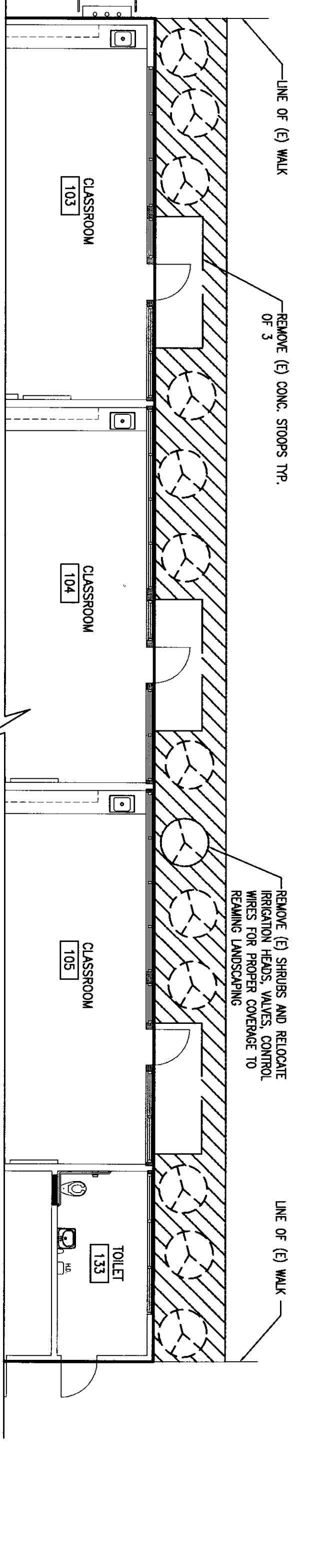
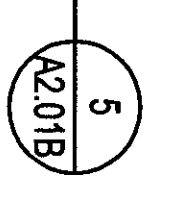
REFLECTED CEILING PLAN - BUILDING "B" - ADMINISTRATION



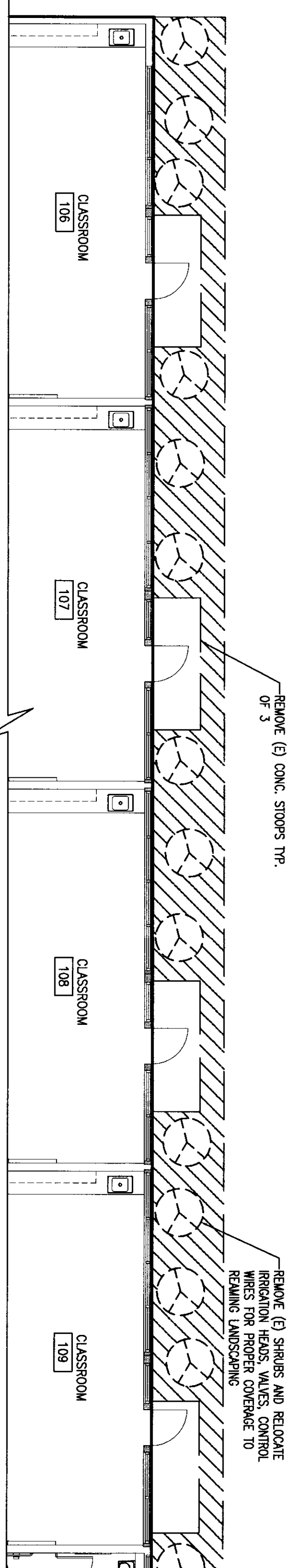
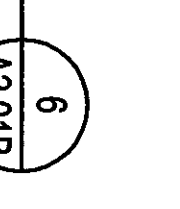
INTERIOR ELEVATIONS - BUILDING "A" - TEACHERS' LOUNGE (ROOM 107)



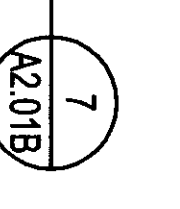
INTERIOR ELEVATIONS - BUILDING "B" - LIBRARY / VISUAL (ROOM 127)



PARTIAL DEMOLITION PLAN - BUILDING "C" - CLASSROOMS



PARTIAL DEMOLITION PLAN - BUILDING "D" - CLASSROOMS




FLEWELLING & MOODY
architects education

HEADQUARTERS OFFICE:
1415 Broadway, Suite 100
Berkeley, California 94701
510.841.8777 FAX 510.841.8777
Email: flewelli@flemoody.com

MILPITAS VALLEY OFFICE:
10000 N. Main Street, Suite 100
Milpitas, California 95035
650.946.0771 FAX 650.946.2943
Email: flewelli@flemoody.com

An Employee Owned Corporation



CONTRACT NUMBER: _____

DATE: _____

PROJECT: _____

CLIENT: _____

DESIGNATION: _____

DATE: _____

PROJECT: _____

CLIENT: _____

DESIGNATION: _____

DATE: _____

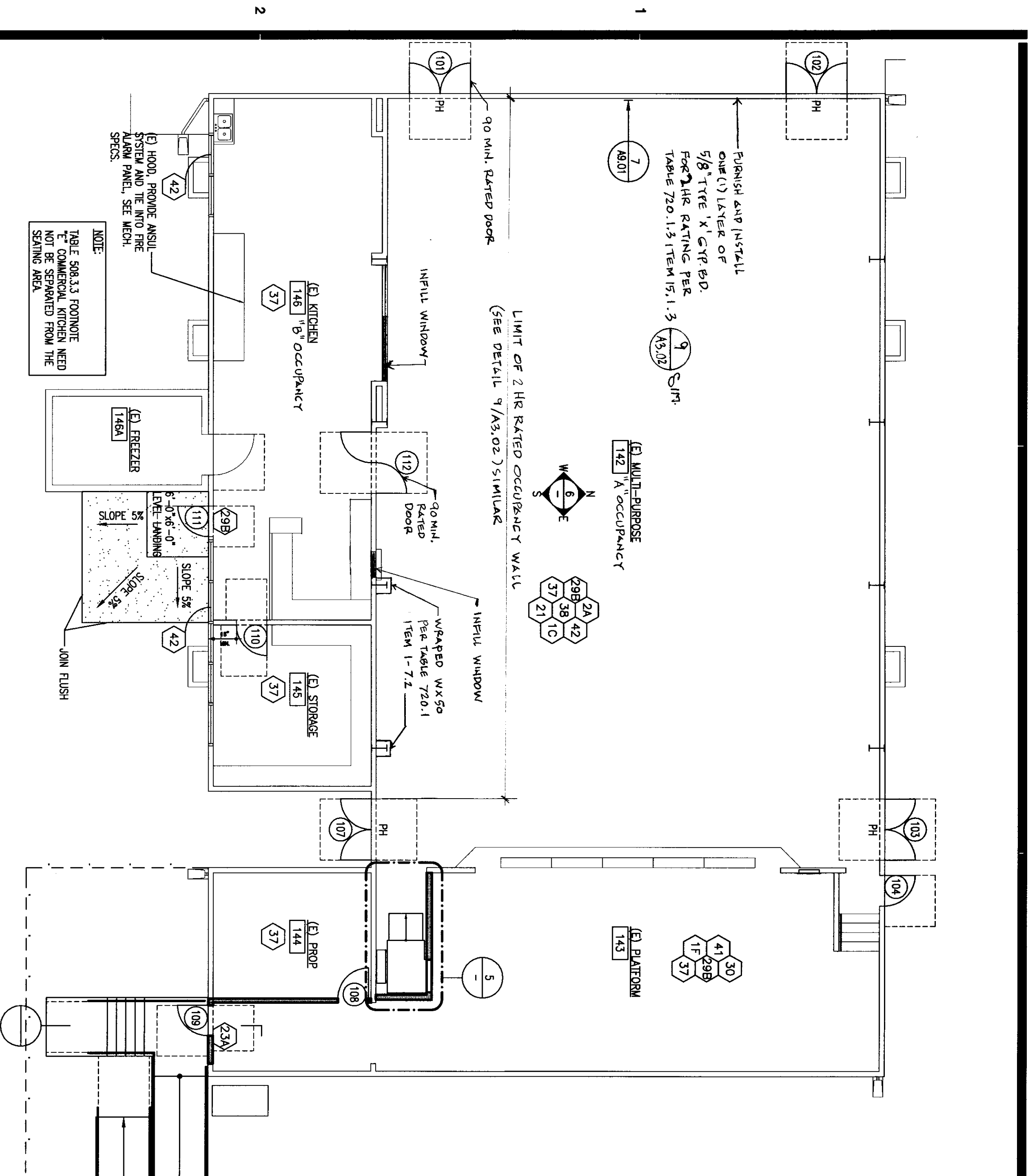
MODERNIZATION PROJECT AT EVERGREEN ELEMENTARY SCHOOL
2600 ROSE MADE DRIVE
BAKERSFIELD, CA 93304

BAKERSFIELD CITY SCHOOL DISTRICT

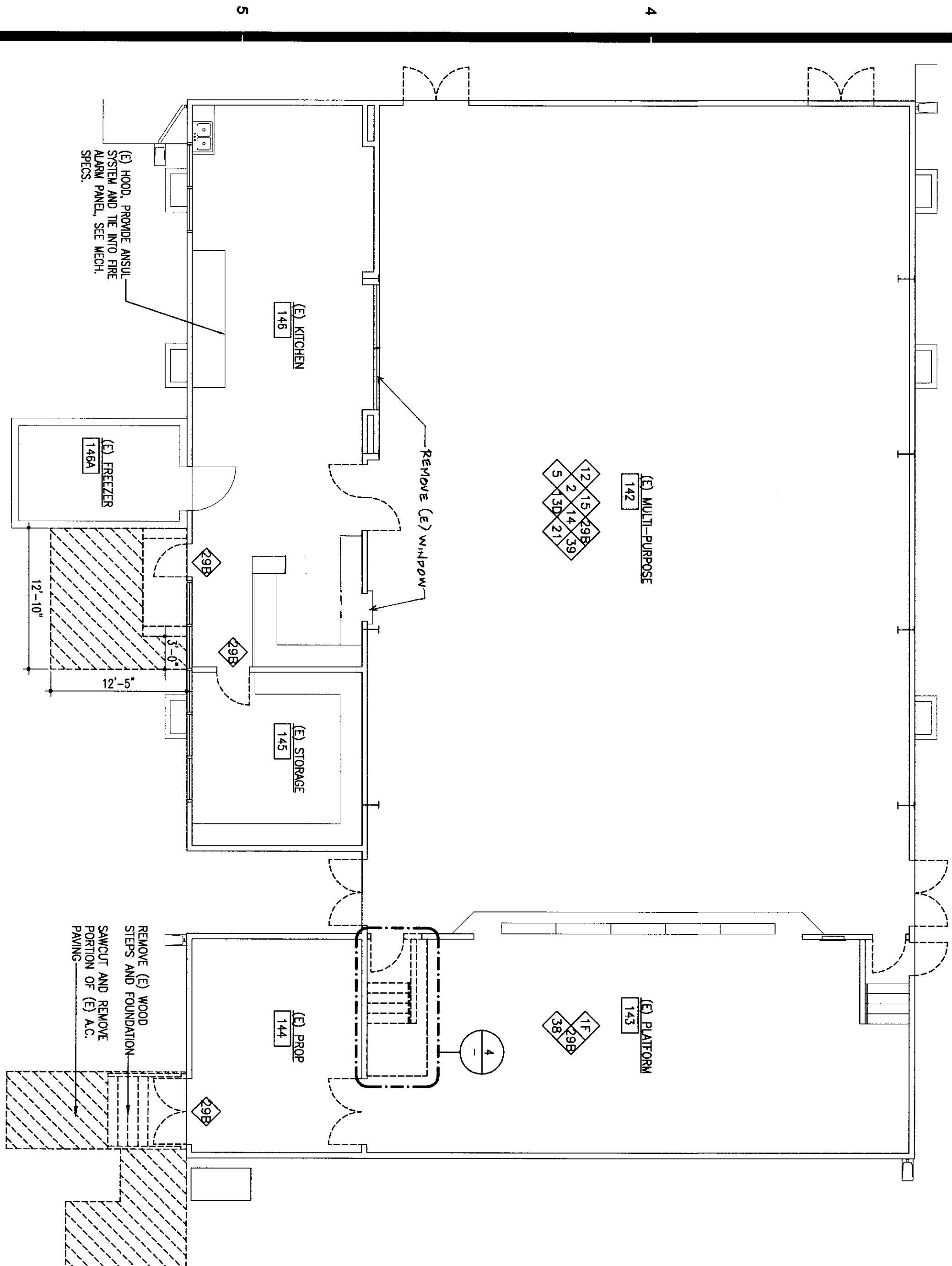
1894

A2.01B

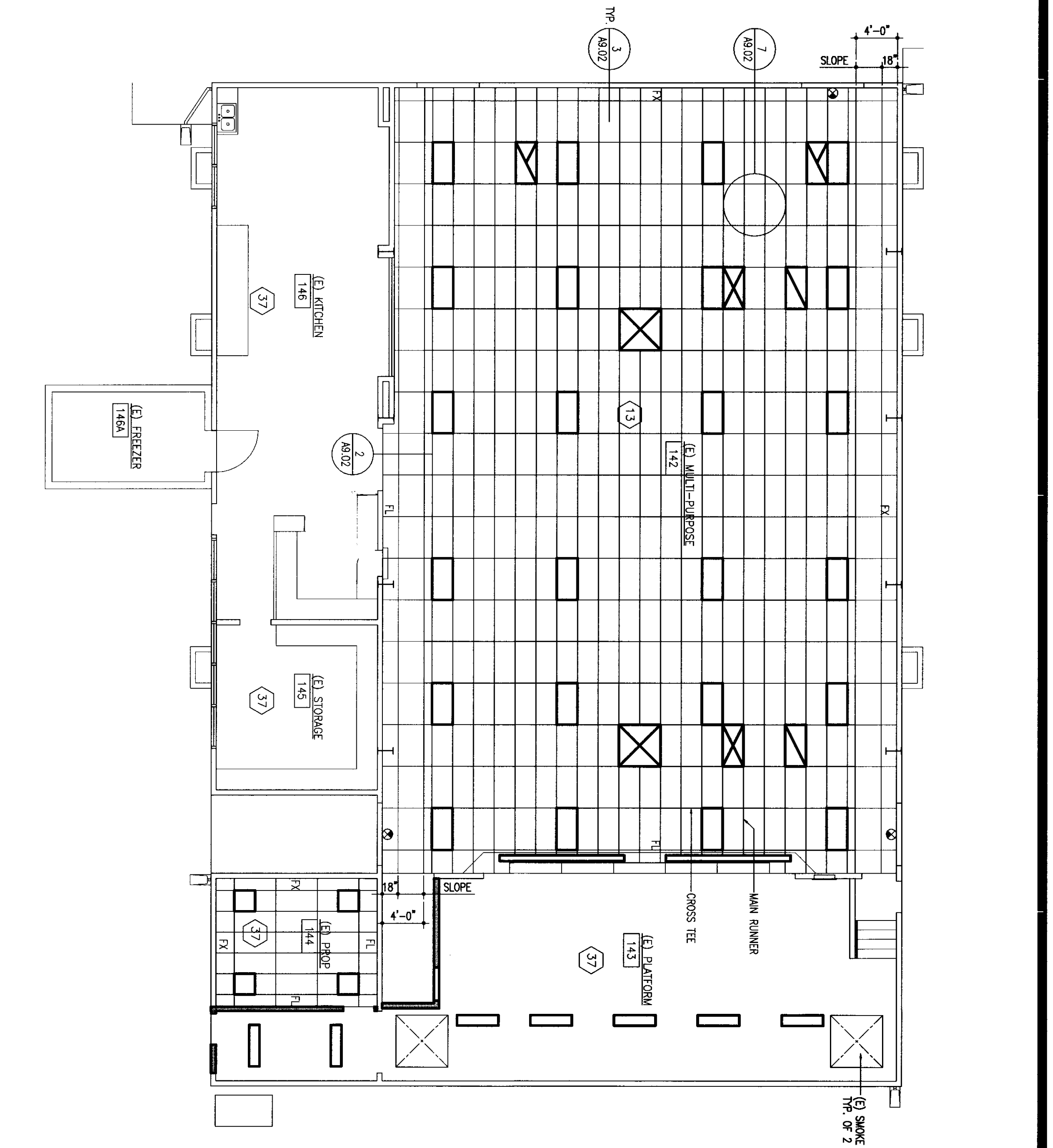
1-26-2010



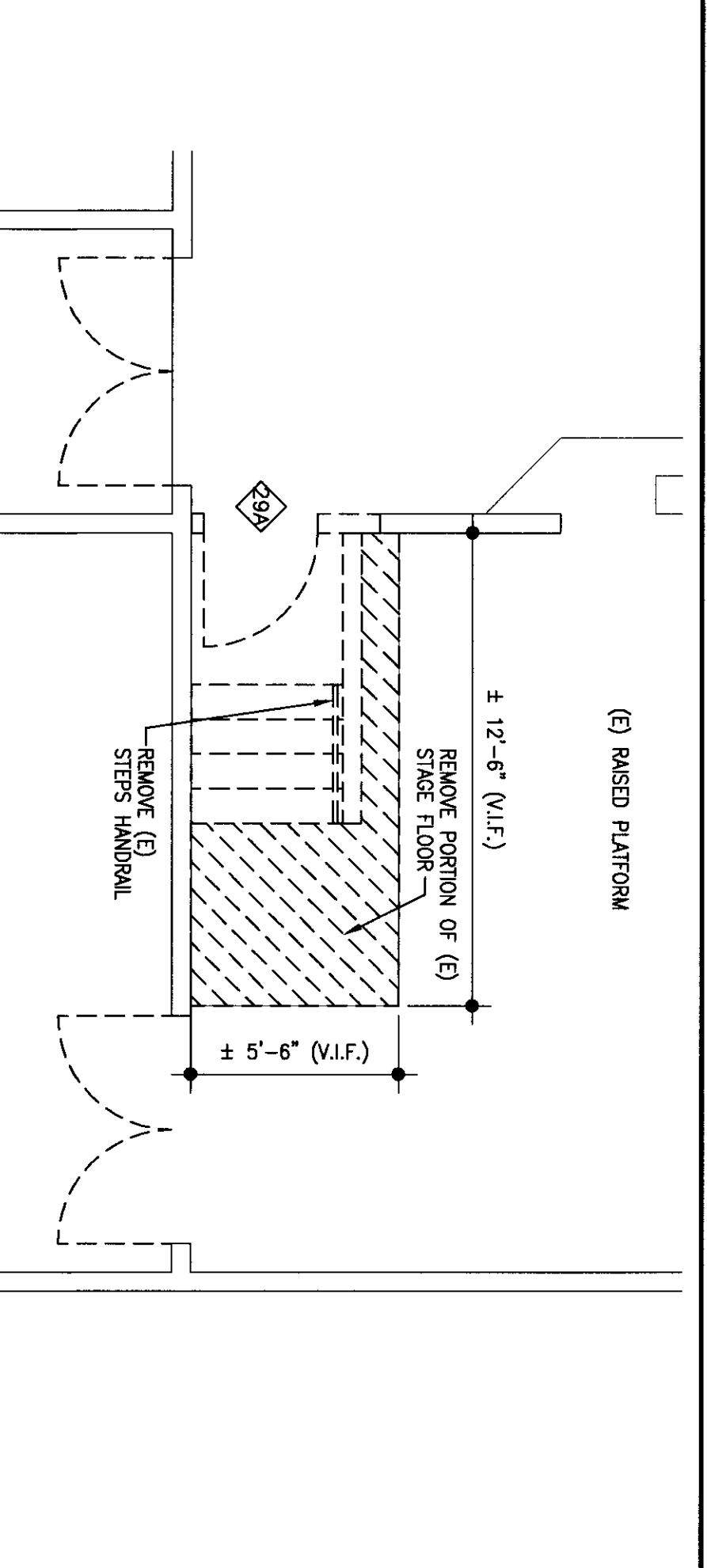
RECONSTRUCTION PLAN - BUILDING "G" - MULTI-PURPOSE
 SCALE: 1/8"=1'-0"
 SHEET NO. 2



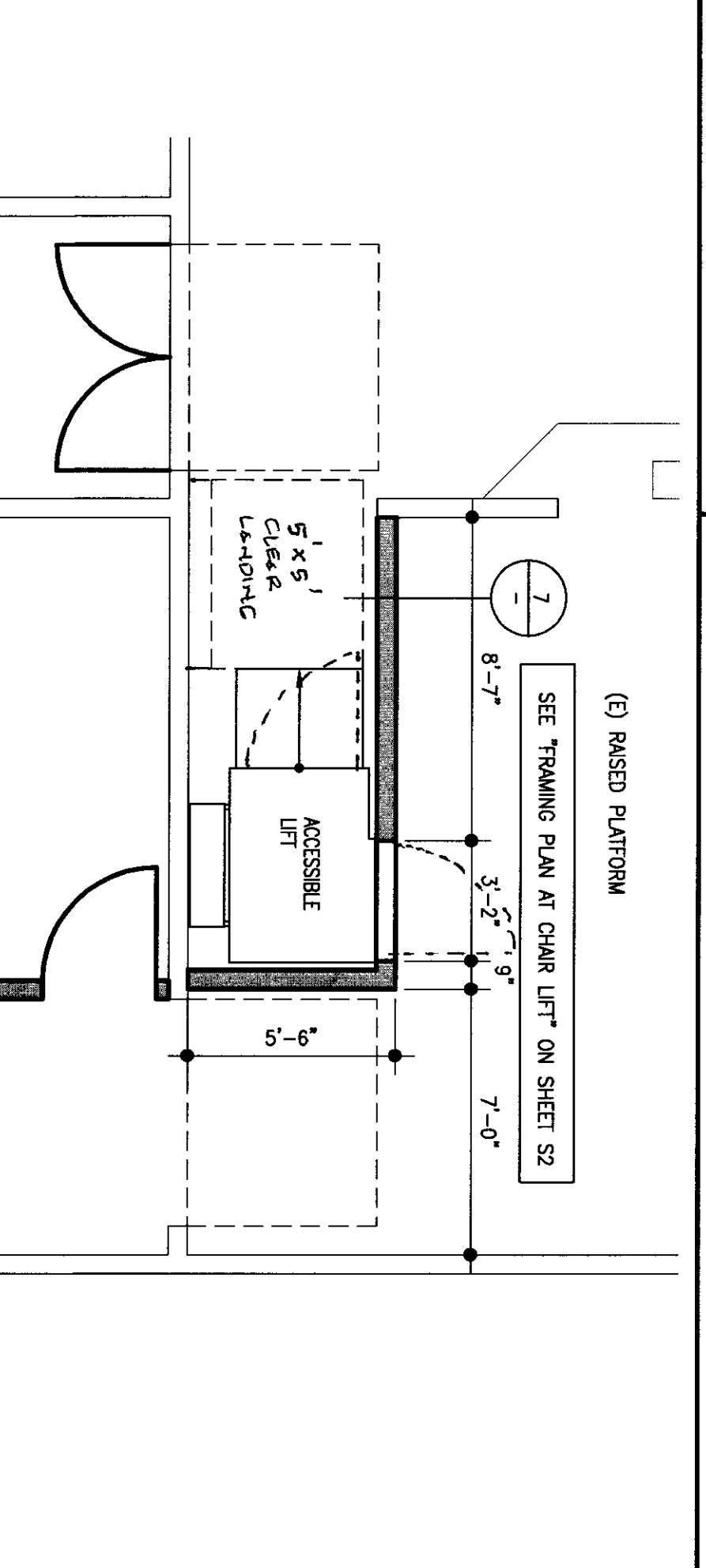
DEMOLITION PLAN - BUILDING "G" - MULTI-PURPOSE
 SCALE: 1/8"=1'-0"
 SHEET NO. 1



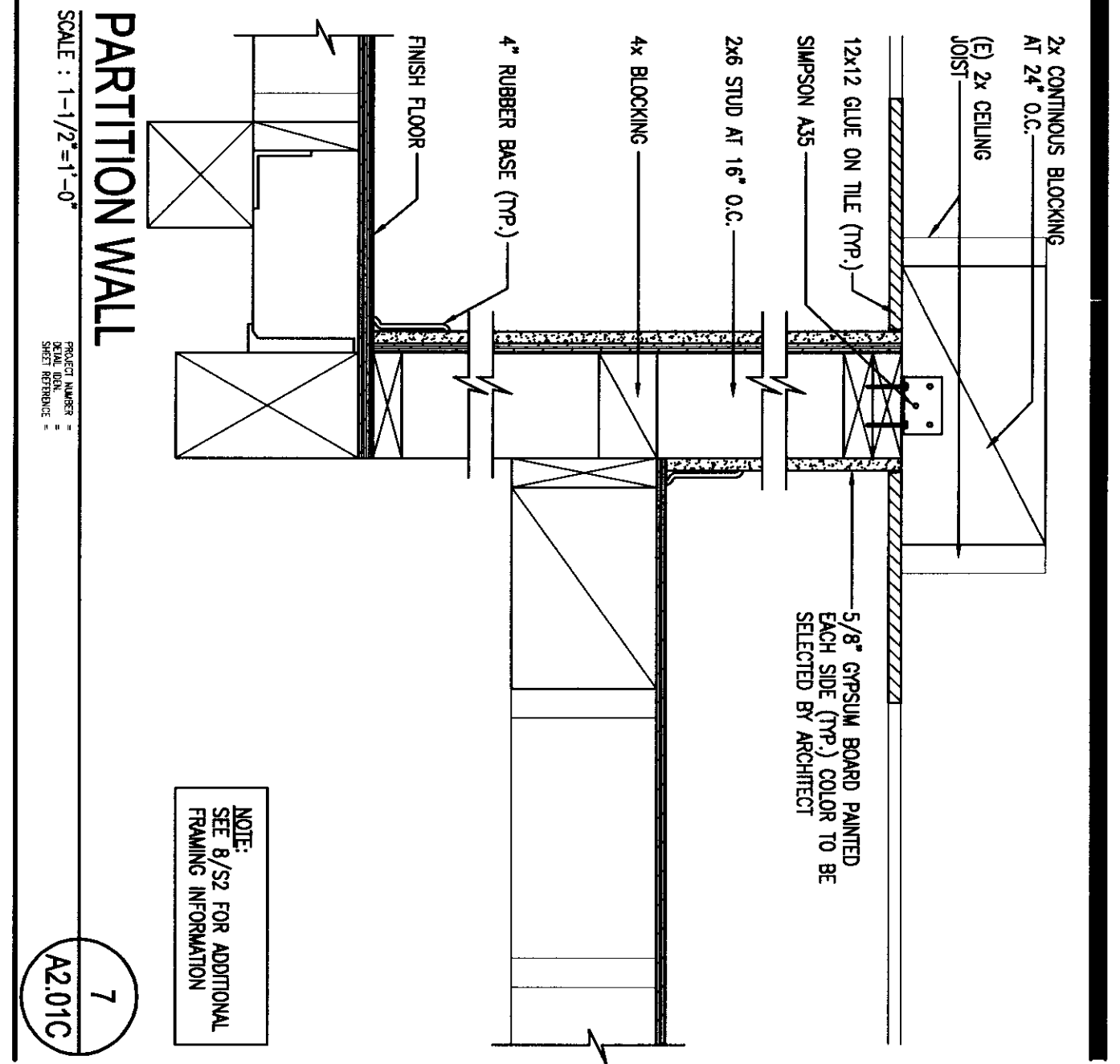
REFLECTED CEILING PLAN - BUILDING "G" - MULTI-PURPOSE
 SCALE: 1/8"=1'-0"
 SHEET NO. 3



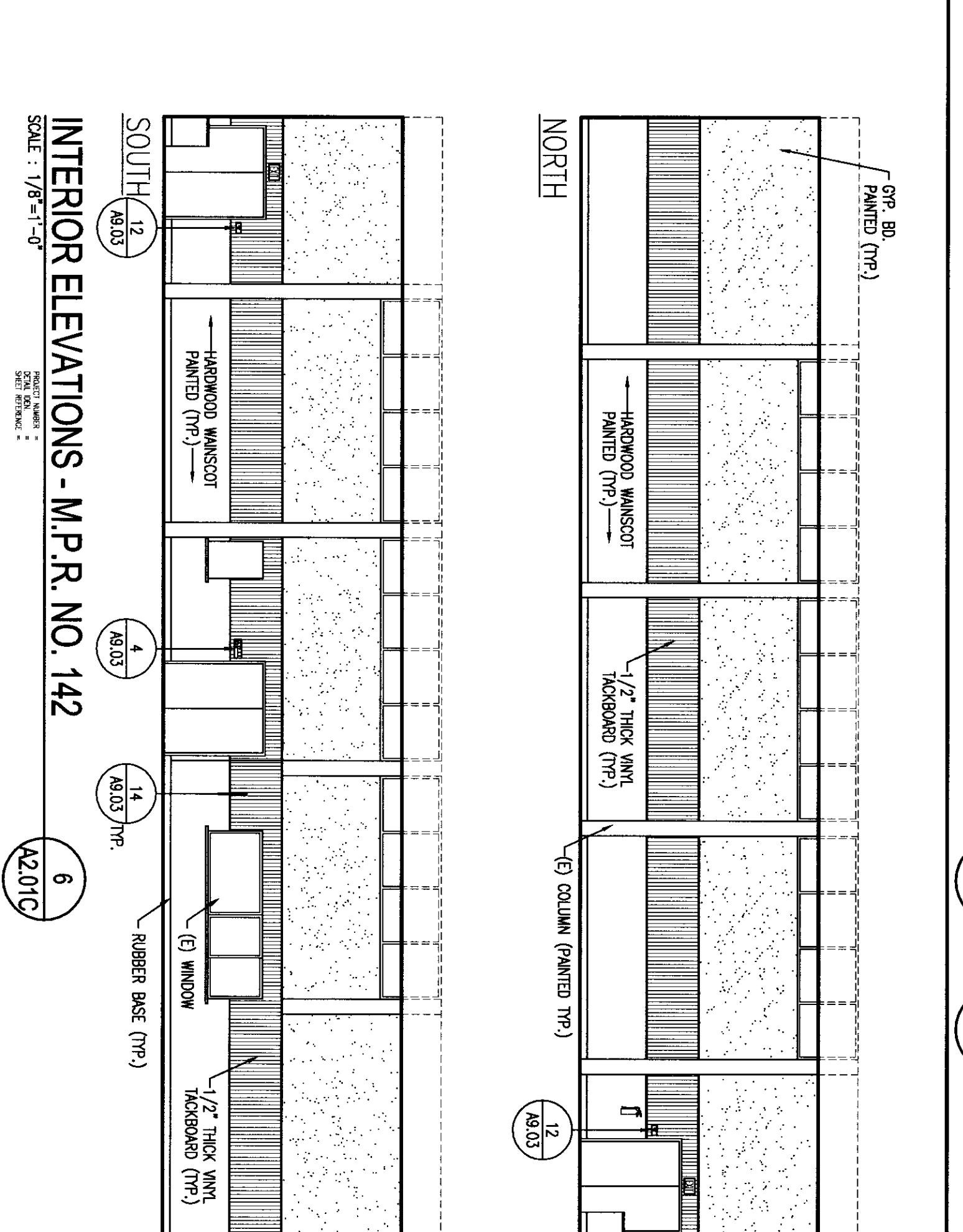
ENLARGED DEMOLITION PLAN - (E) STAGE AREA
 SCALE: 1/4"=1'-0"
 SHEET NO. 4



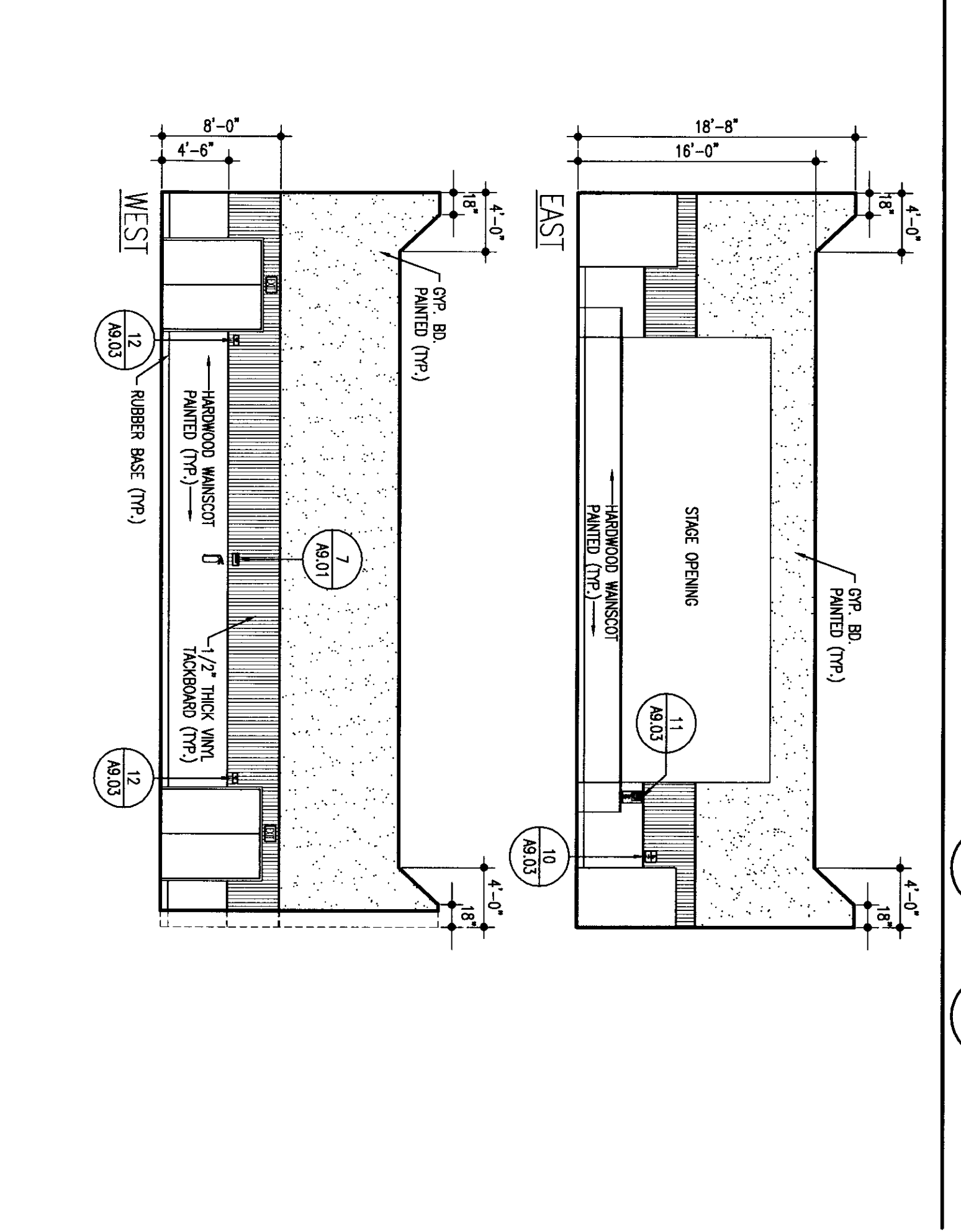
ENLARGED RECONSTRUCTION PLAN - (E) STAGE AREA
 SCALE: 1/4"=1'-0"
 SHEET NO. 5



PARTITION WALL
 SCALE: 1/2"=1'-0"
 SHEET NO. 7



INTERIOR ELEVATIONS - M.P.R. NO. 142
 SCALE: 1/8"=1'-0"
 SHEET NO. 6



ARCHITECT
FLEWELLING & MOODY
 architects + education

HEADQUARTERS OFFICE:
 1415
 Riverside California 91107
 (626) 449-8971 FAX (626) 449-8977
 Email: info@flewellingmoody.com

MIRAFLORES VALLEY OFFICE:
 681 S. 94TH ST
 Lancaster, California 93534
 (951) 396-2771 FAX (951) 396-2343
 Email: info@flewellingmoody.com
 An Employee-Owned Corporation

ARCHITECT
 LICENSED ARCHITECT
 STATE OF CALIFORNIA
 No. 41417

CONSULTANT

DEVELOPMENT STAFF:
 DM BY THE STATE ARCHITECT
 APPROVED 11 2 8 17
 A.C.M. FISHER R.E.
 DATE: MAR 1 8 2010

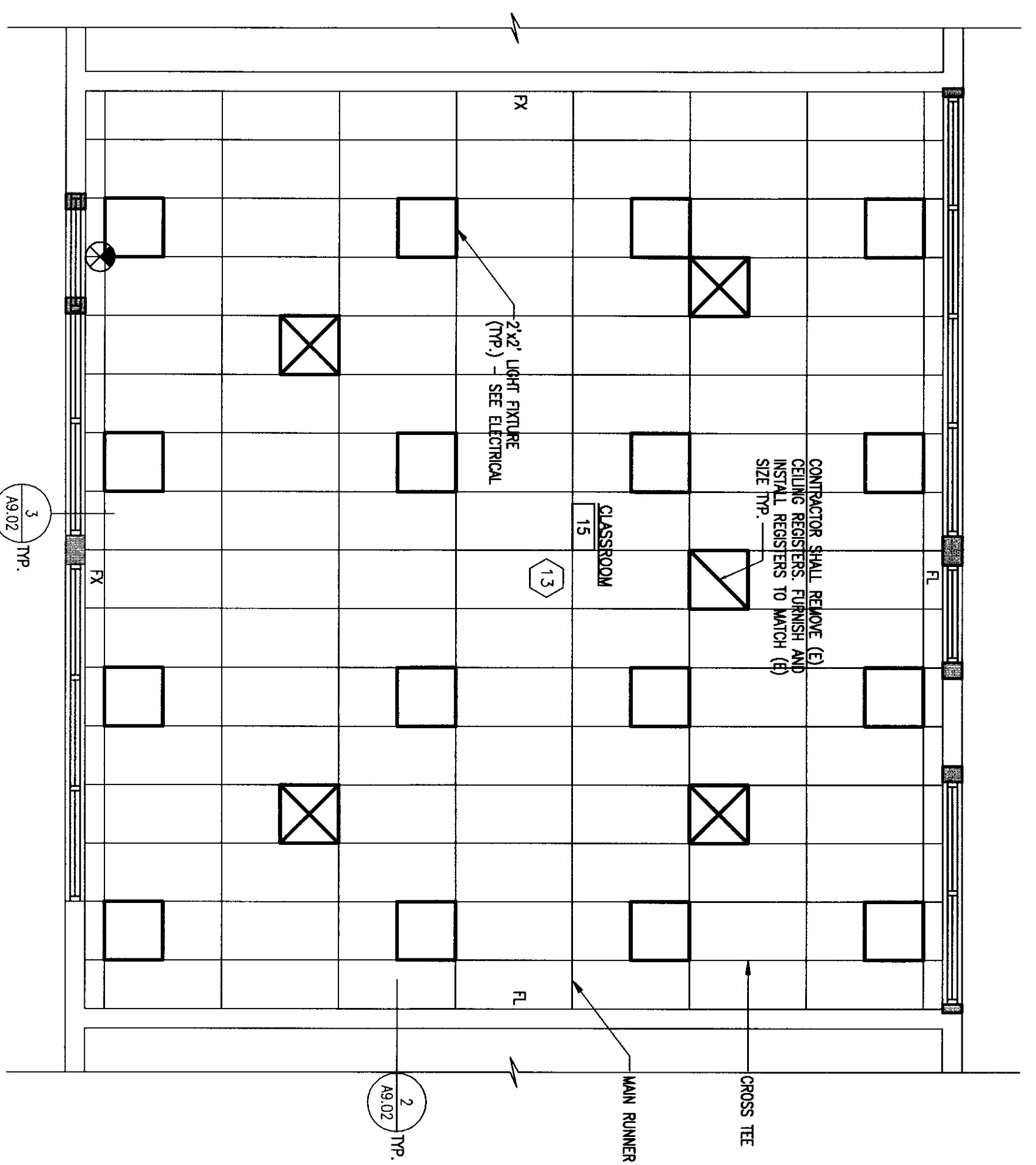
Drawn by: _____
 Checked by: _____
 Revision: _____
 No. _____
 Date: _____

PROJECT:
 MODERNIZATION PROJECT AT
 EVERGREEN ELEMENTARY SCHOOL
 2800 ROSE MARIE DRIVE
 BAKERSFIELD, CA 93304

BAKERSFIELD CITY SCHOOL DISTRICT

BUILDING "G" - MULTI-PURPOSE
 DEMOLITION PLANS
 RECONSTRUCTION PLANS
 REFLECTED CEILING PLAN
 INTERIOR ELEVATIONS

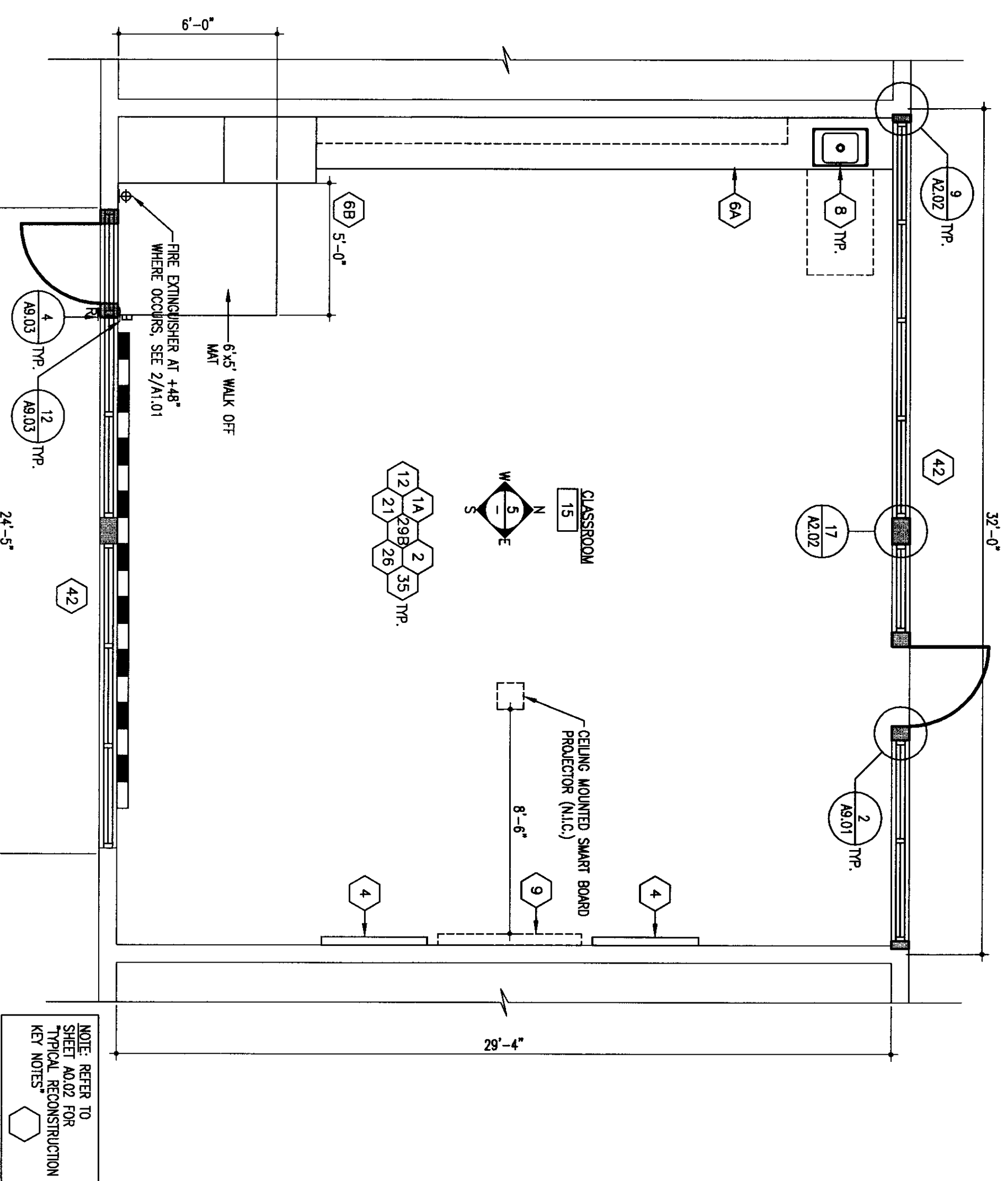
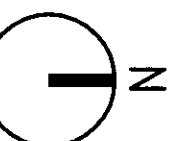
1894
 SHEET NO. 6
A2.01C
 1-28-2010



TYPICAL CLASSROOM
REFLECTED CEILING PLAN

SCALE: 1/4"=1'-0"

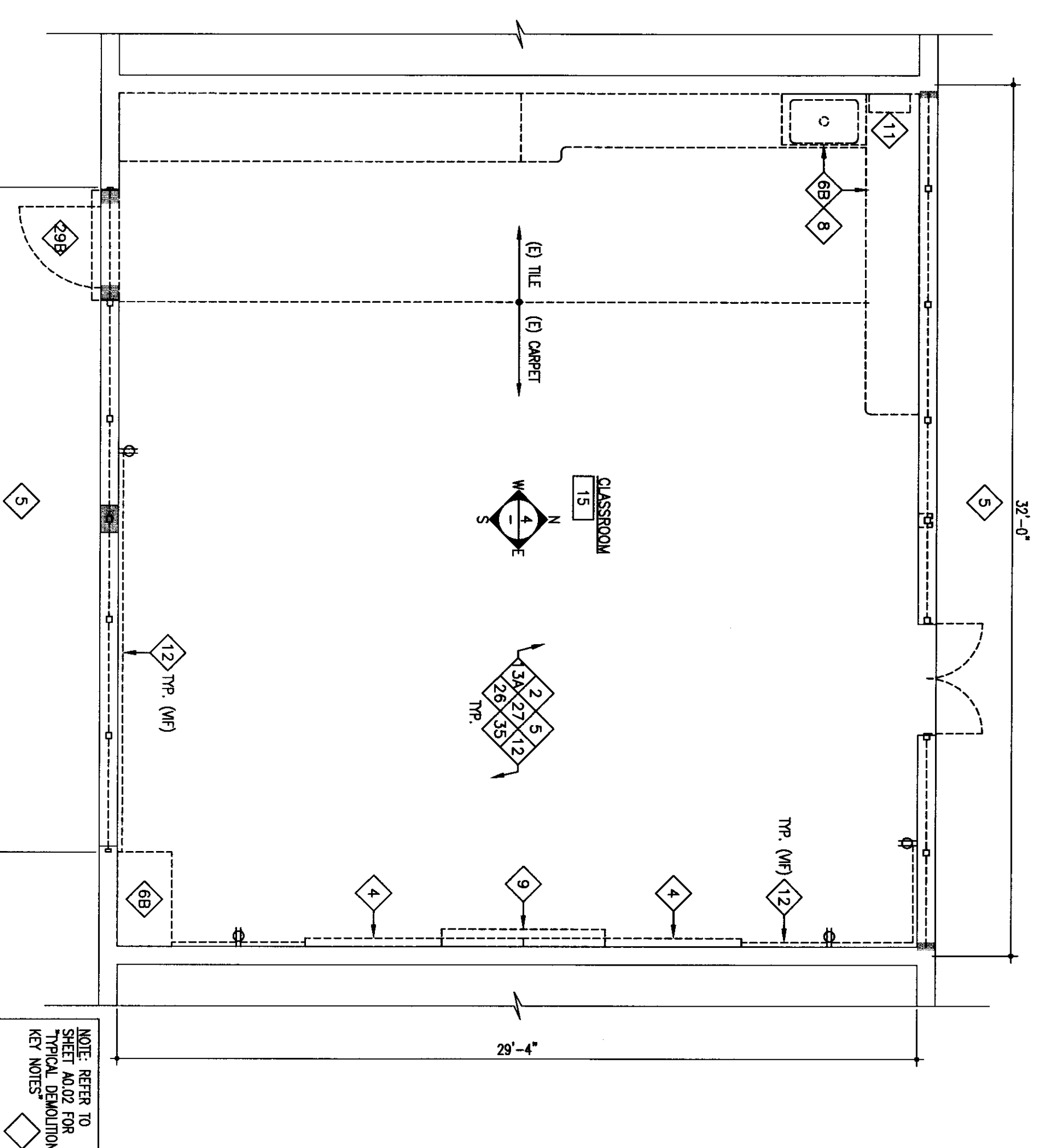
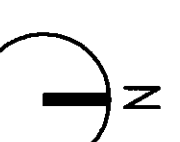
A2.01D



TYPICAL CLASSROOM
RECONSTRUCTION PLAN

SCALE: 1/4"=1'-0"

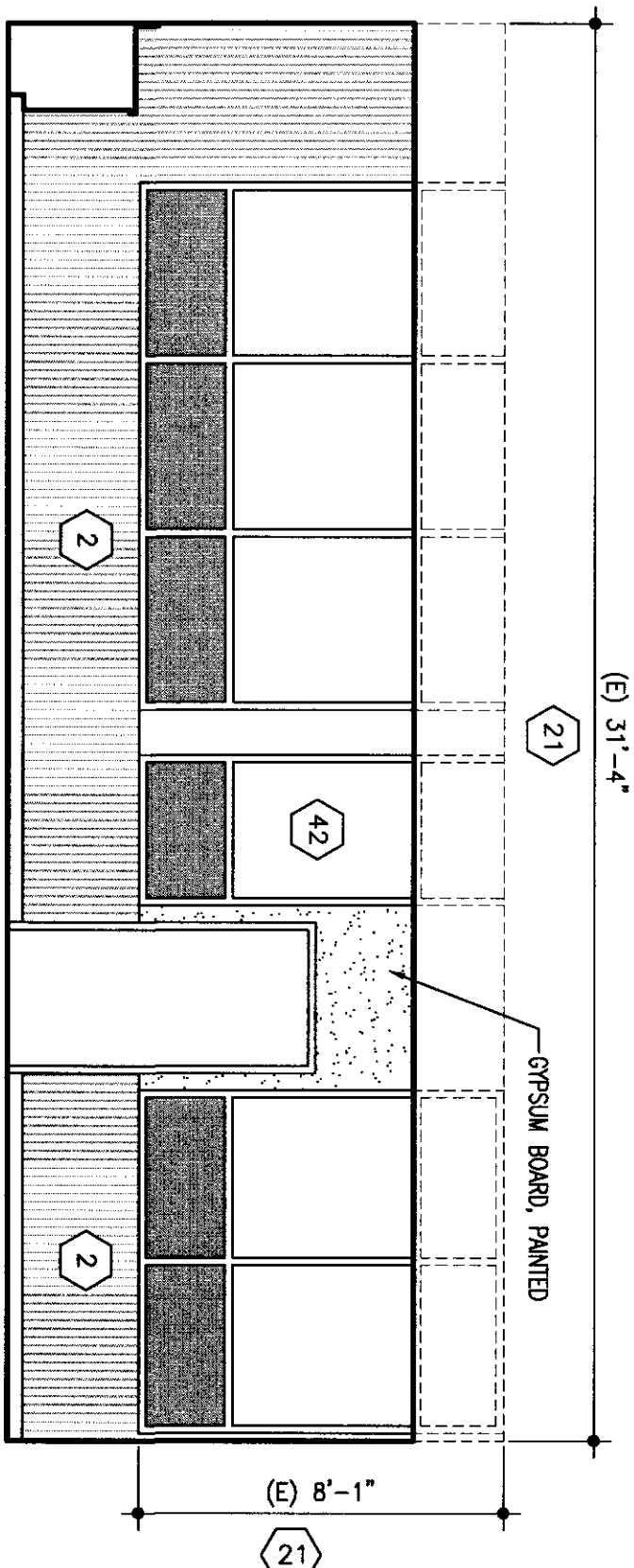
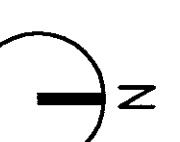
A2.01D



TYPICAL CLASSROOM
DEMOLITION PLAN

SCALE: 1/4"=1'-0"

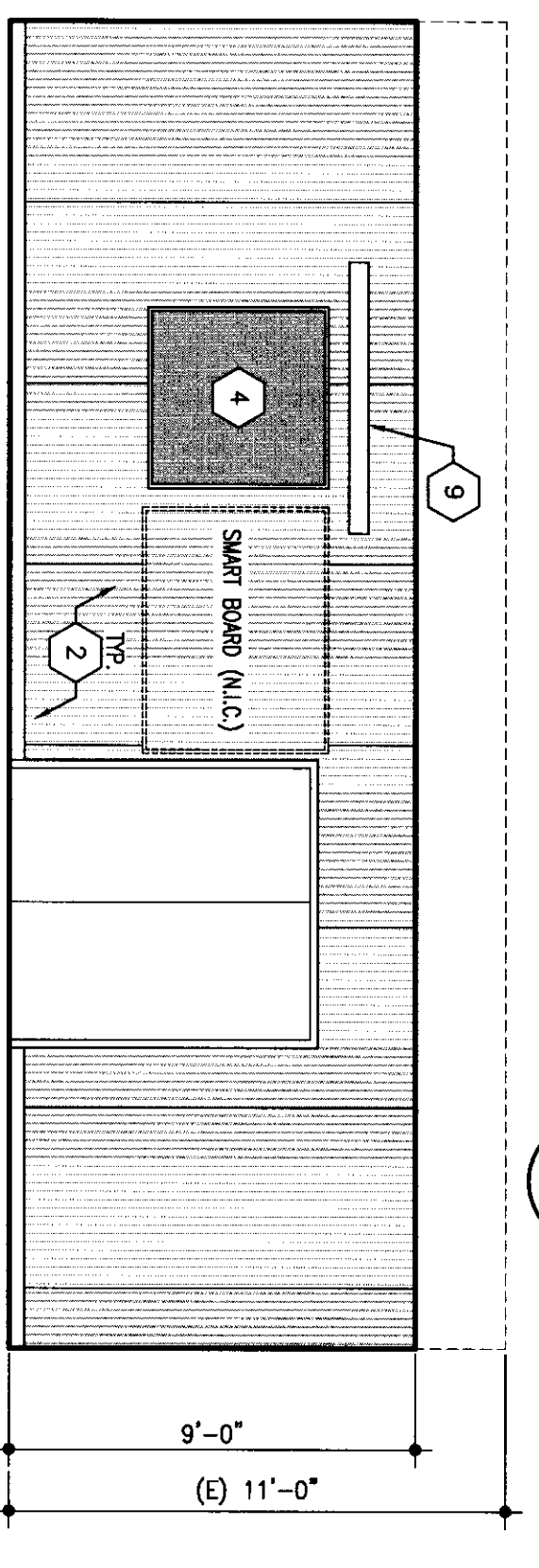
A2.01D



NORTH ELEVATION - #103, 106, 110 AND 113

SCALE: 1/4"=1'-0"

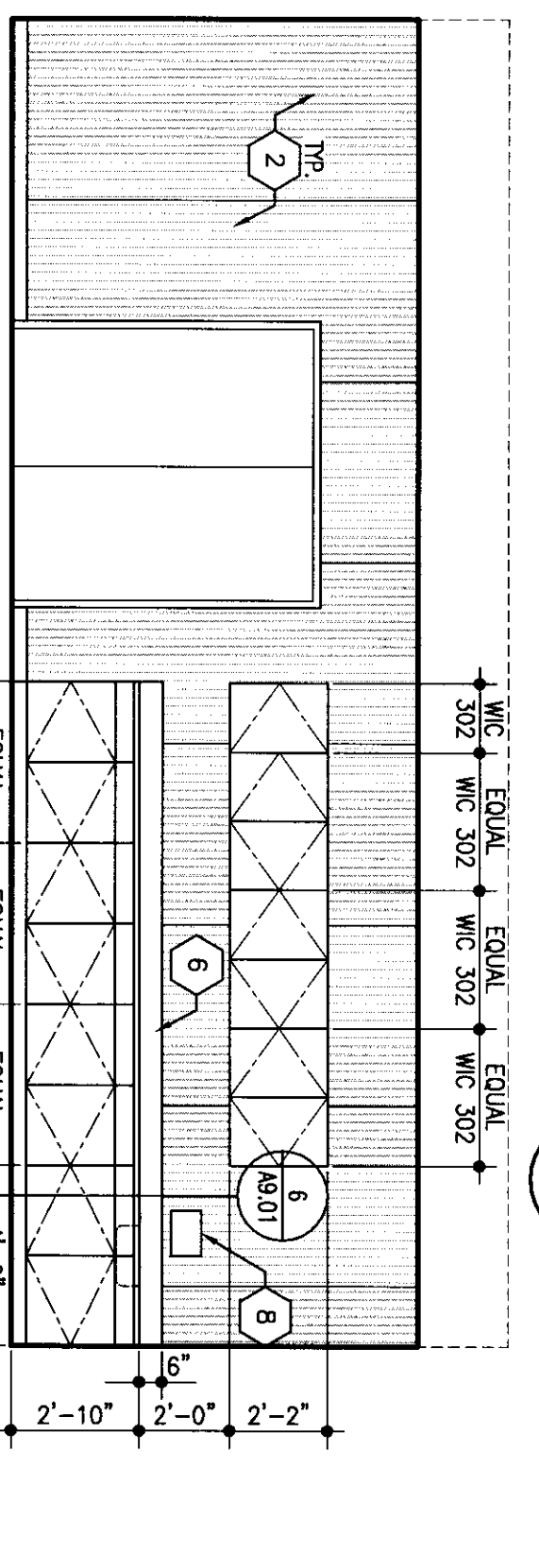
A2.01D



EAST ELEVATION - CLASSROOM #103 ONLY

SCALE: 1/4"=1'-0"

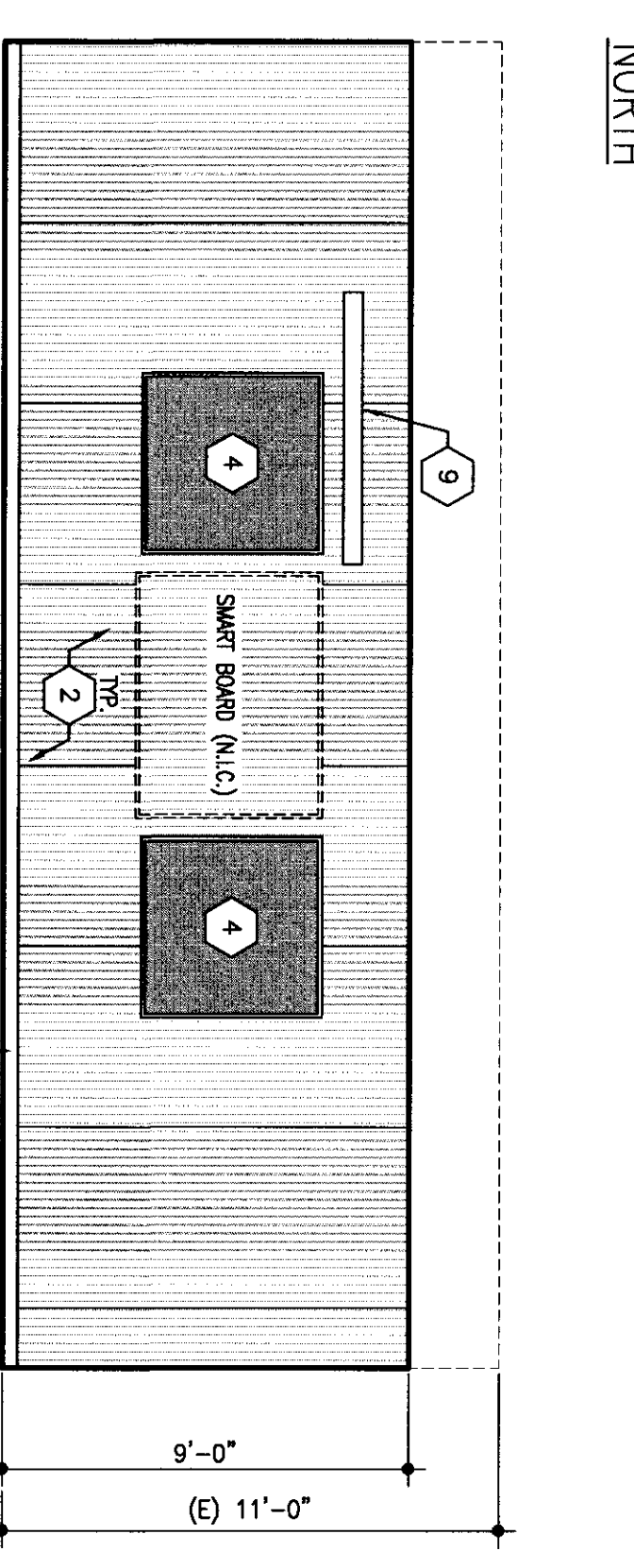
A2.01D



WEST ELEVATION - CLASSROOM #104 ONLY

SCALE: 1/4"=1'-0"

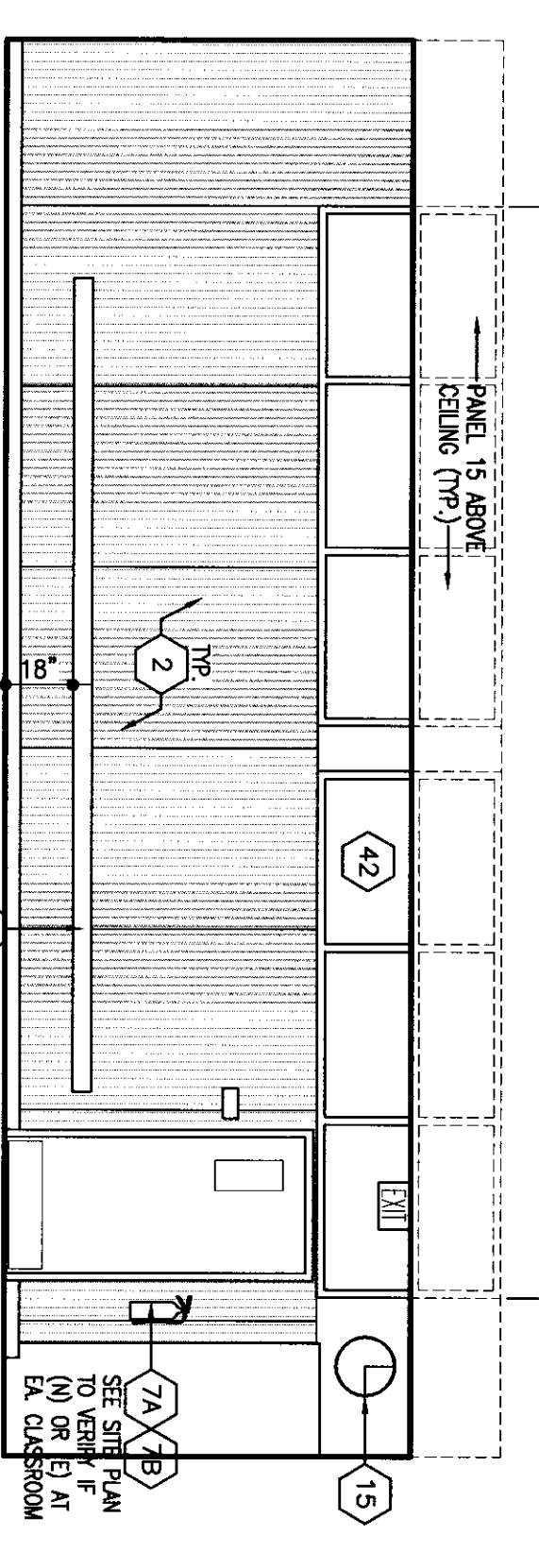
A2.01D



NORTH

SCALE: 1/4"=1'-0"

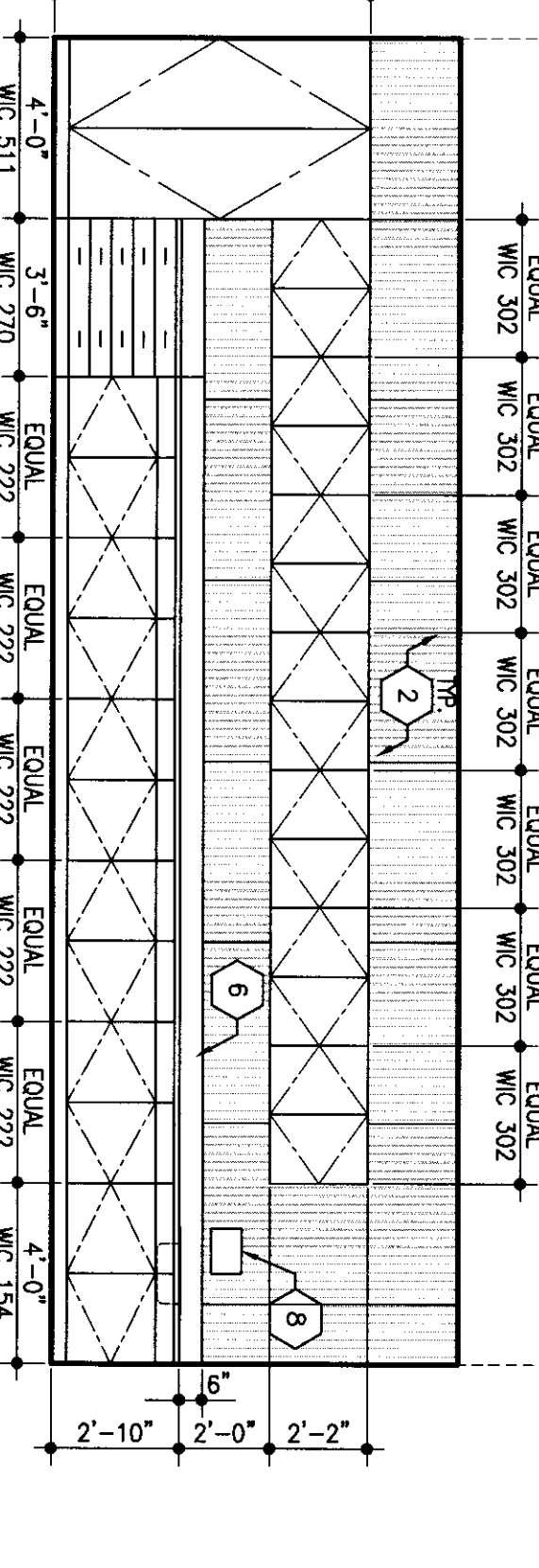
A2.01D



EAST

SCALE: 1/4"=1'-0"

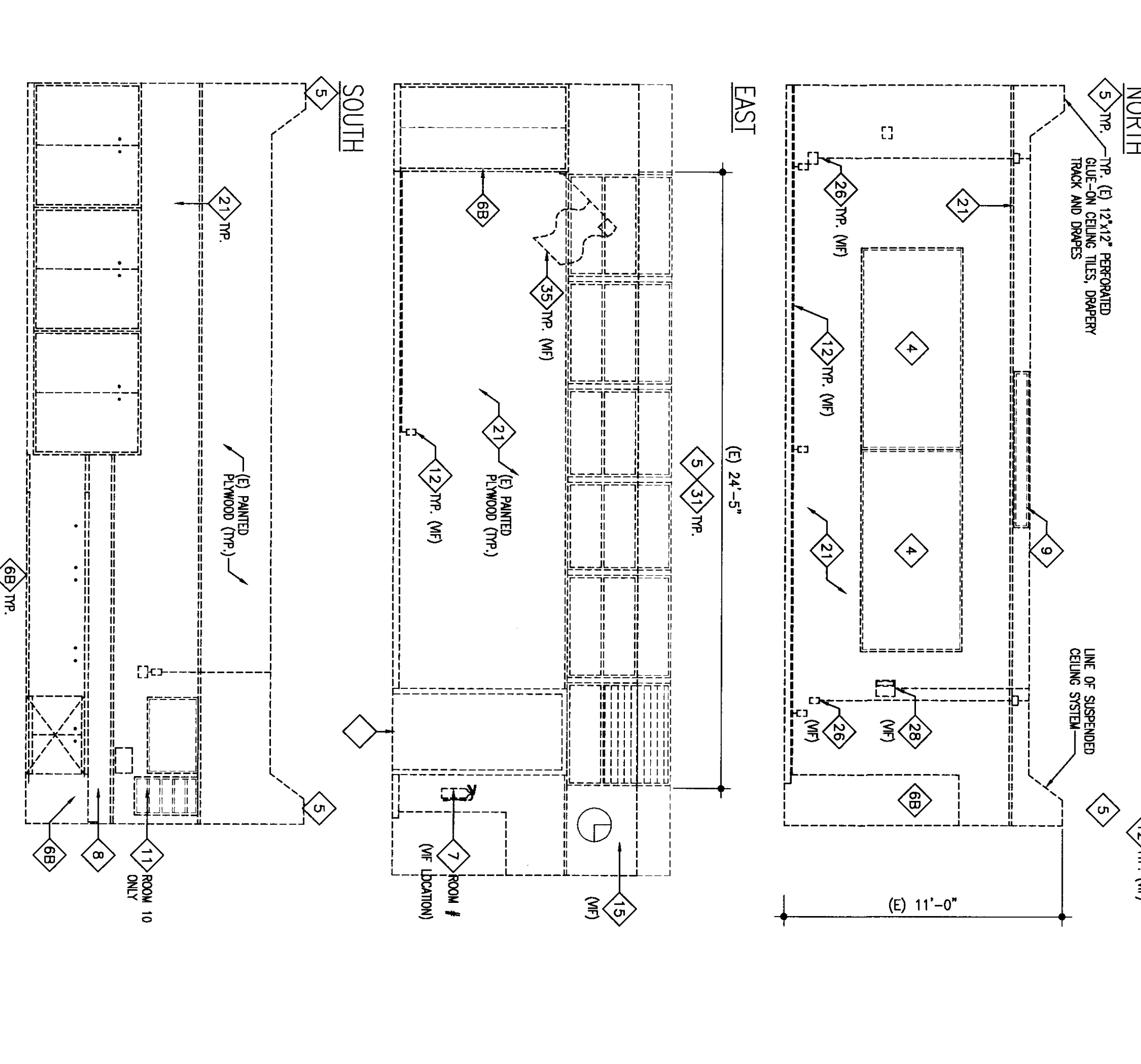
A2.01D



SOUTH

SCALE: 1/4"=1'-0"

A2.01D



WEST
TYP. CLASSROOM DEMOLITION


SCALE: 1/4"=1'-0"

A2.01D

FLEWELLING&MOODY
architects education

HEADQUARTERS OFFICE
1000 West 10th Street
Fresno, California 93710
TEL: 559.241.7777 FAX: 559.454.8477
E-Mail: info@flemo.com

AMBLERE WILLET OFFICE
Lodi, California 93240
881 2nd Street, P.O. Box 148284
E-Mail: flemo@amblerewillett.com
An Employee Owned Corporation



CONTRACT NO. _____

PROJECT: _____

DATE: APR 13 8 17
APR 13 8 17
APR 13 8 17
DATE: APR 13 2010

DISPERSED STAMP
DWG OF THE STATE ARCHITECT

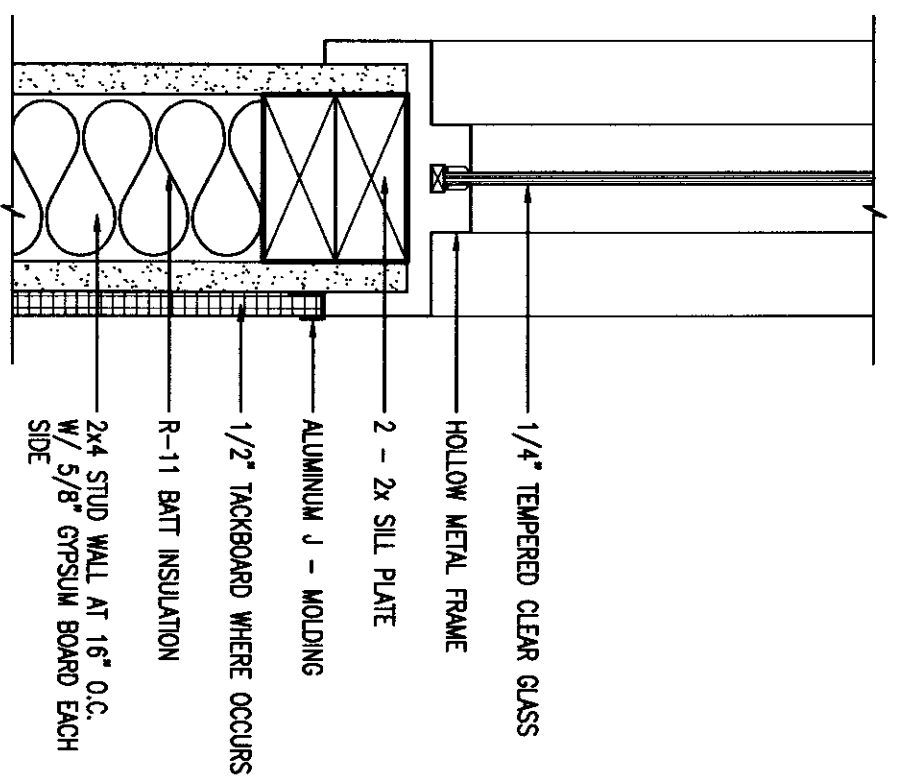
Drawn by: _____
Checked by: _____
Reviewed by: _____
No. _____
Title: _____

**MODERNIZATION PROJECT AT
EVERGREEN ELEMENTARY SCHOOL,
BAKERSFIELD, CA 93304**

BAKERSFIELD CITY SCHOOL DISTRICT

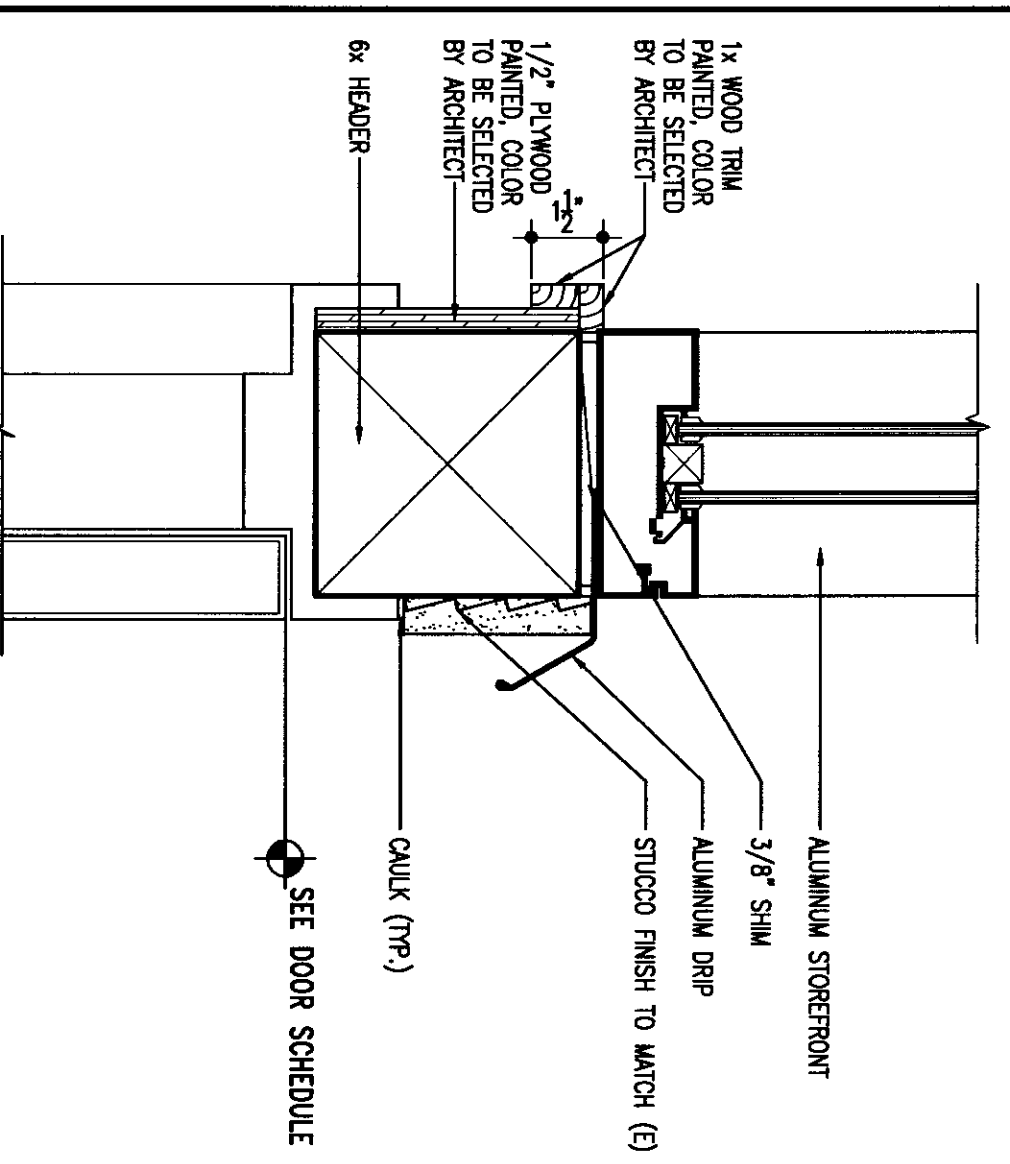
TYPICAL CLASSROOM
DEMOLITION PLAN
RECONSTRUCTION PLAN
REFLECTED CEILING PLAN
INTERIOR ELEVATIONS

1894
1-26-2010
A2.01D



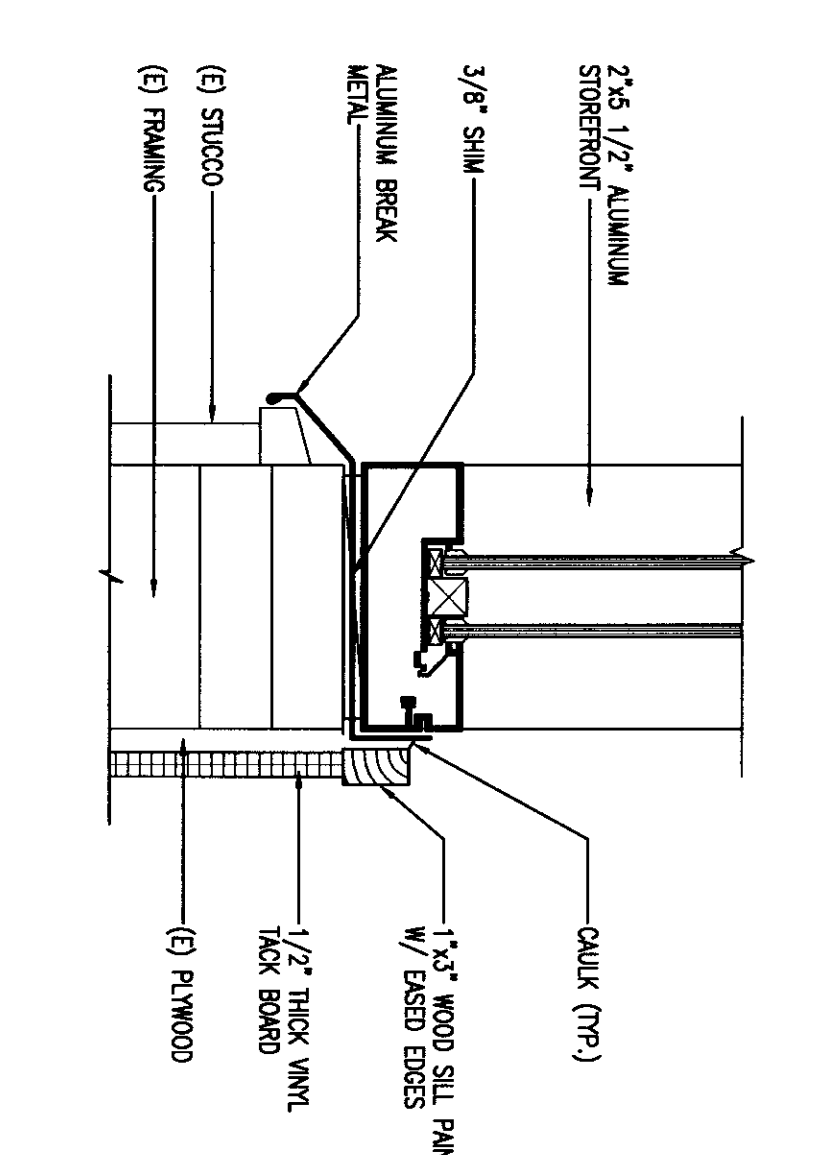
HOLLOW METAL WINDOW SILL (HEAD AND JAMB SIMILAR) (TYP.)
SCALE: 3/4"=1'-0"

18
A2.02



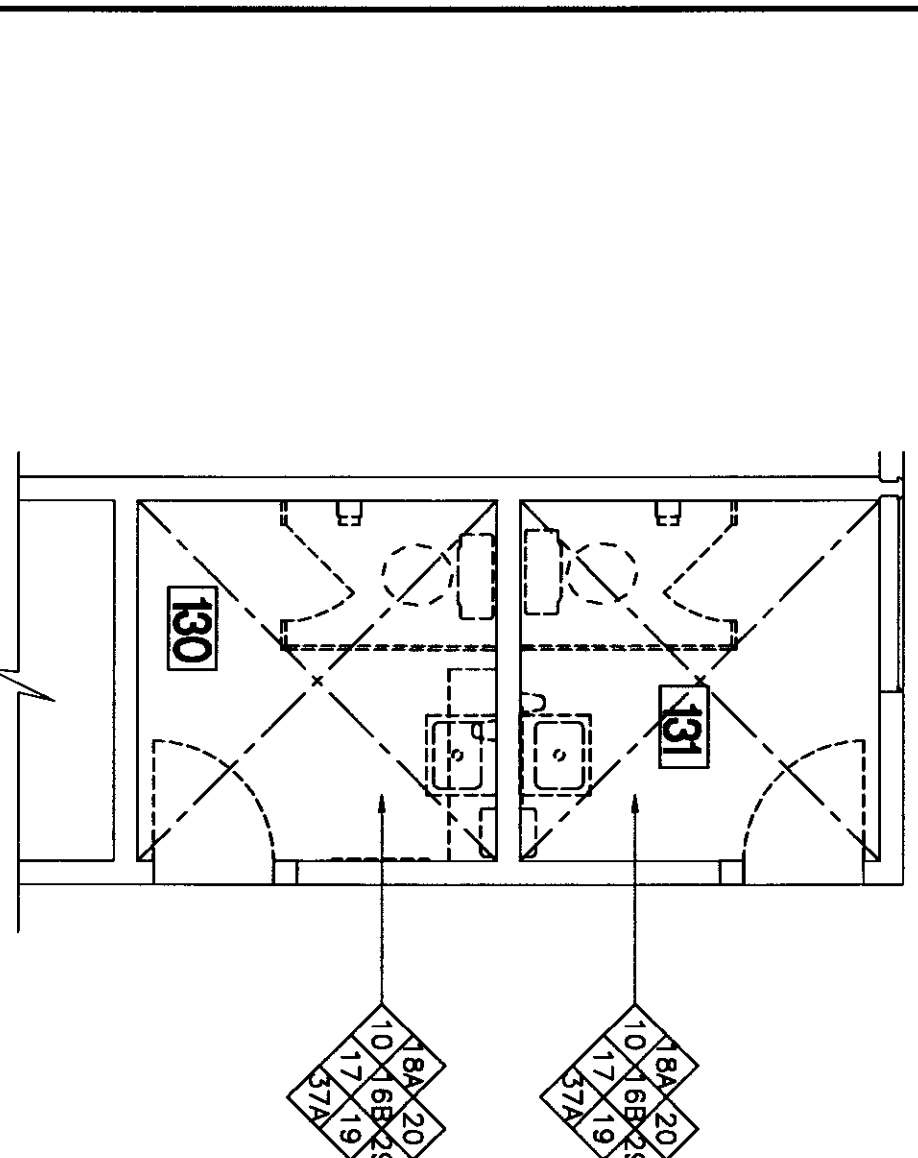
HEAD (TYP.)
SCALE: 3/4"=1'-0"

11
A2.02



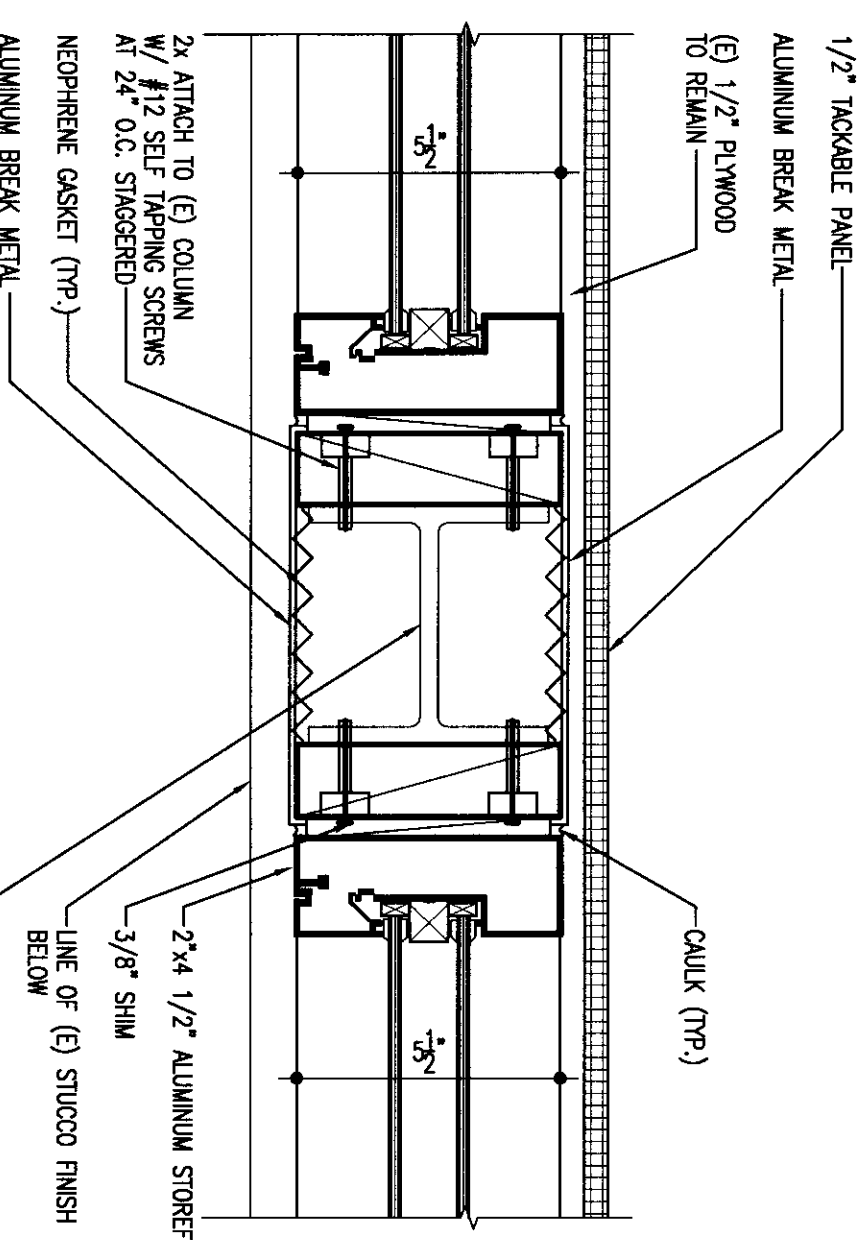
SILL (TYP.)
SCALE: 3/4"=1'-0"

10
A2.02



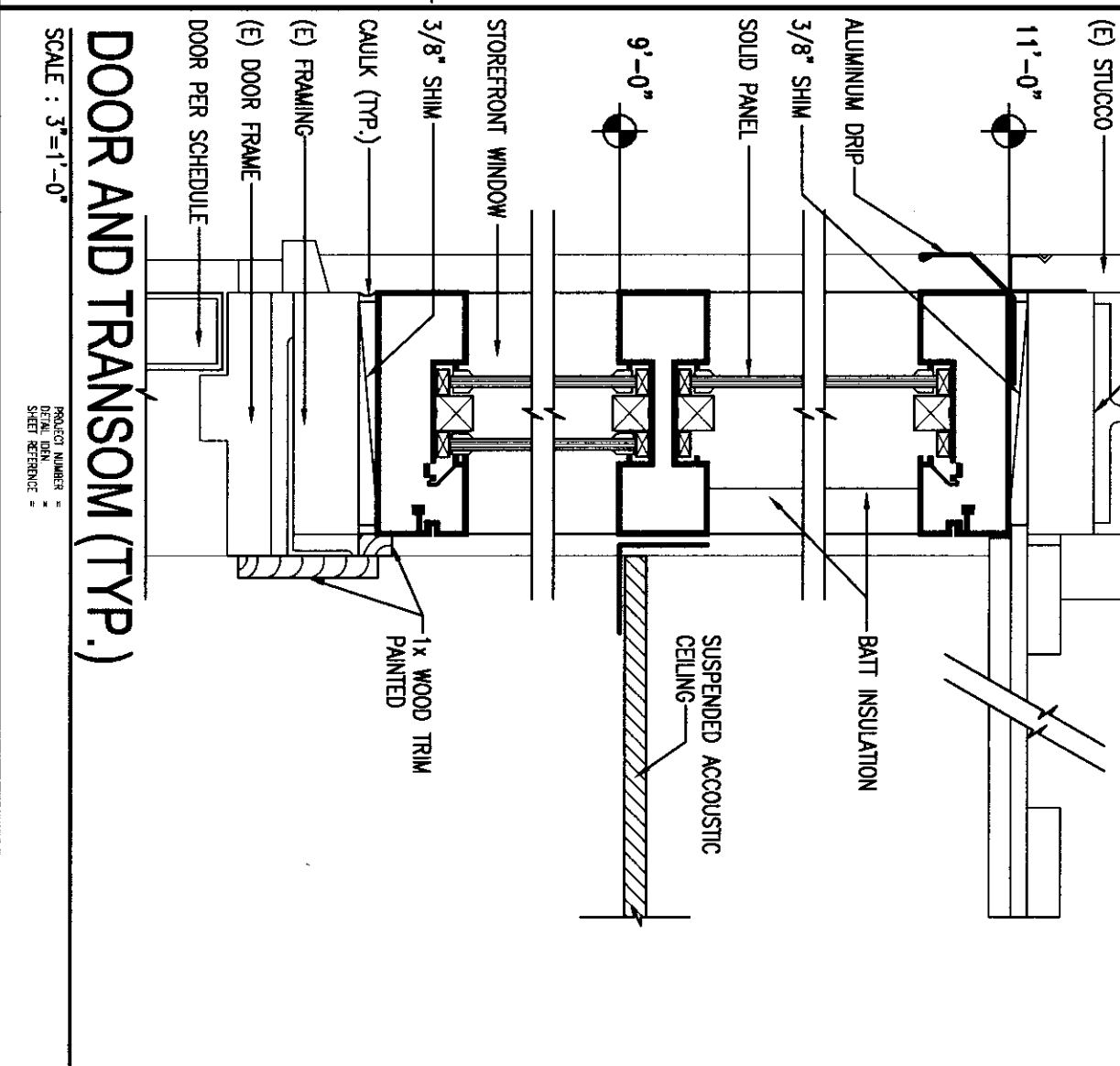
DEMOLITION PLAN - STAFF RESTROOM BUILDING 'B' - ROOM NO. 130 AND 131
SCALE: 1/4"=1'-0"

3
A2.02



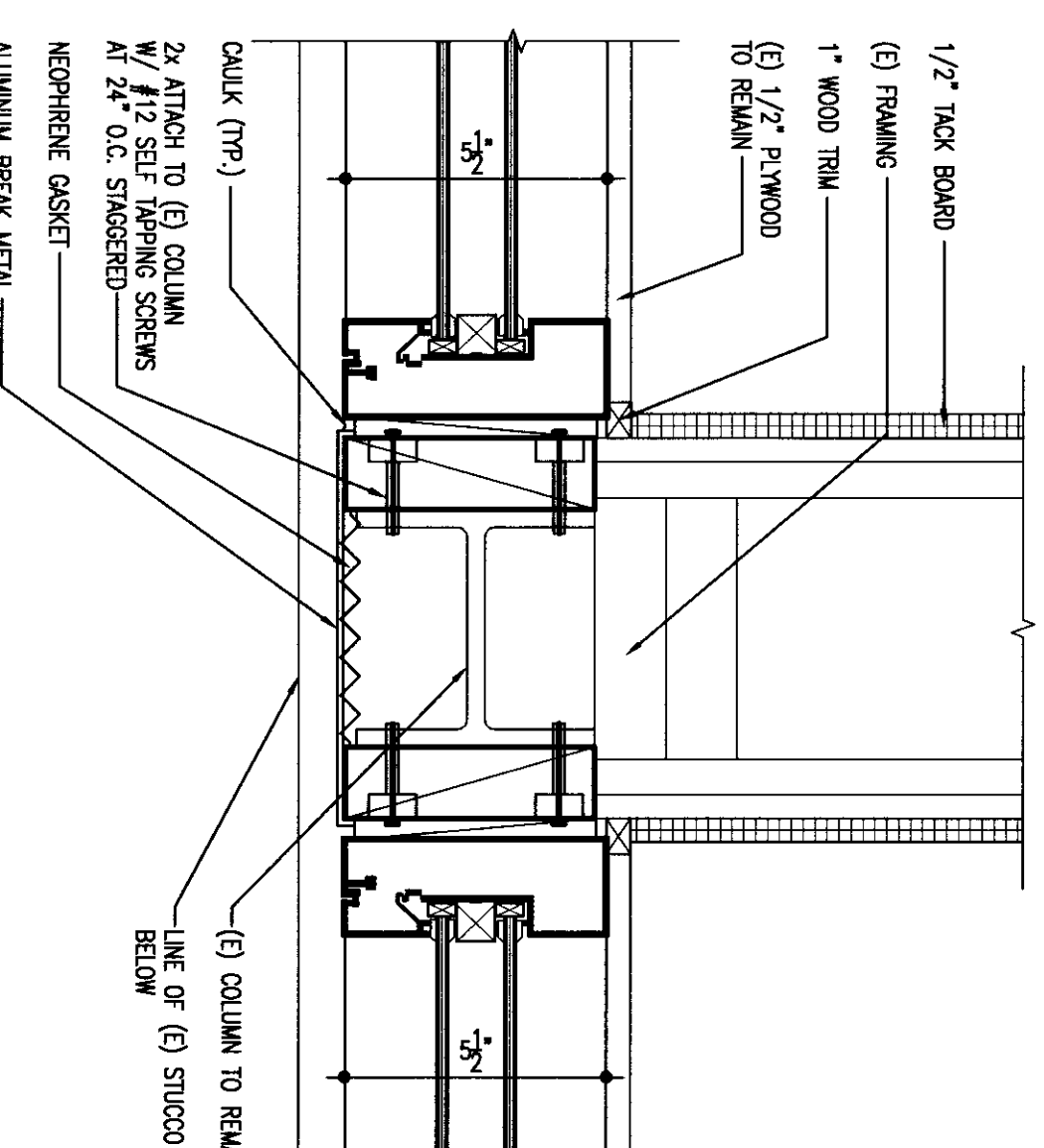
MULLION AT (E) COLUMN (TYP.)
SCALE: 3/4"=1'-0"

17
A2.02



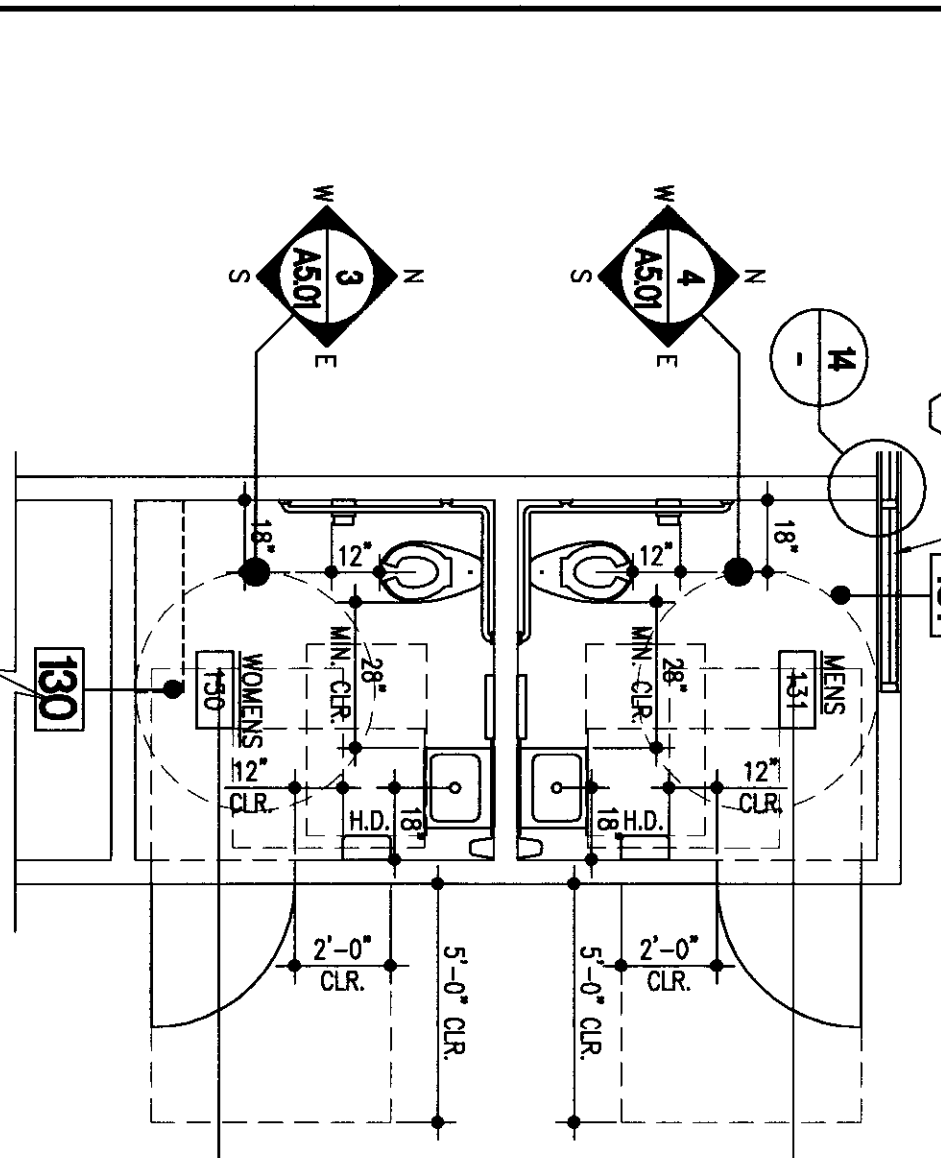
DOOR AND TRANSOM (TYP.)
SCALE: 3/4"=1'-0"

12
A2.02



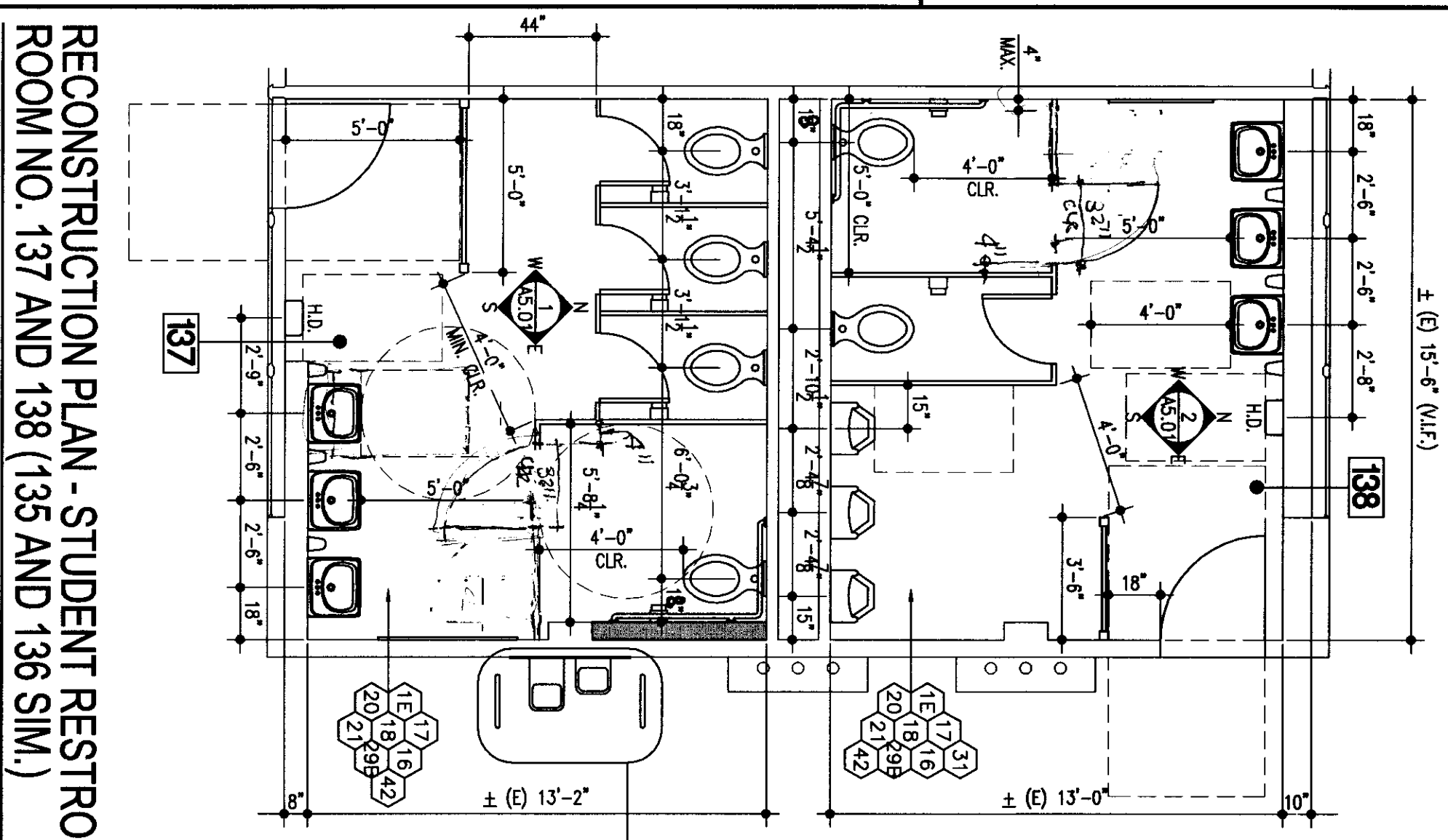
JAMB @ COL. WALL INTERSECTION (TYP.)
SCALE: 3/4"=1'-0"

9
A2.02



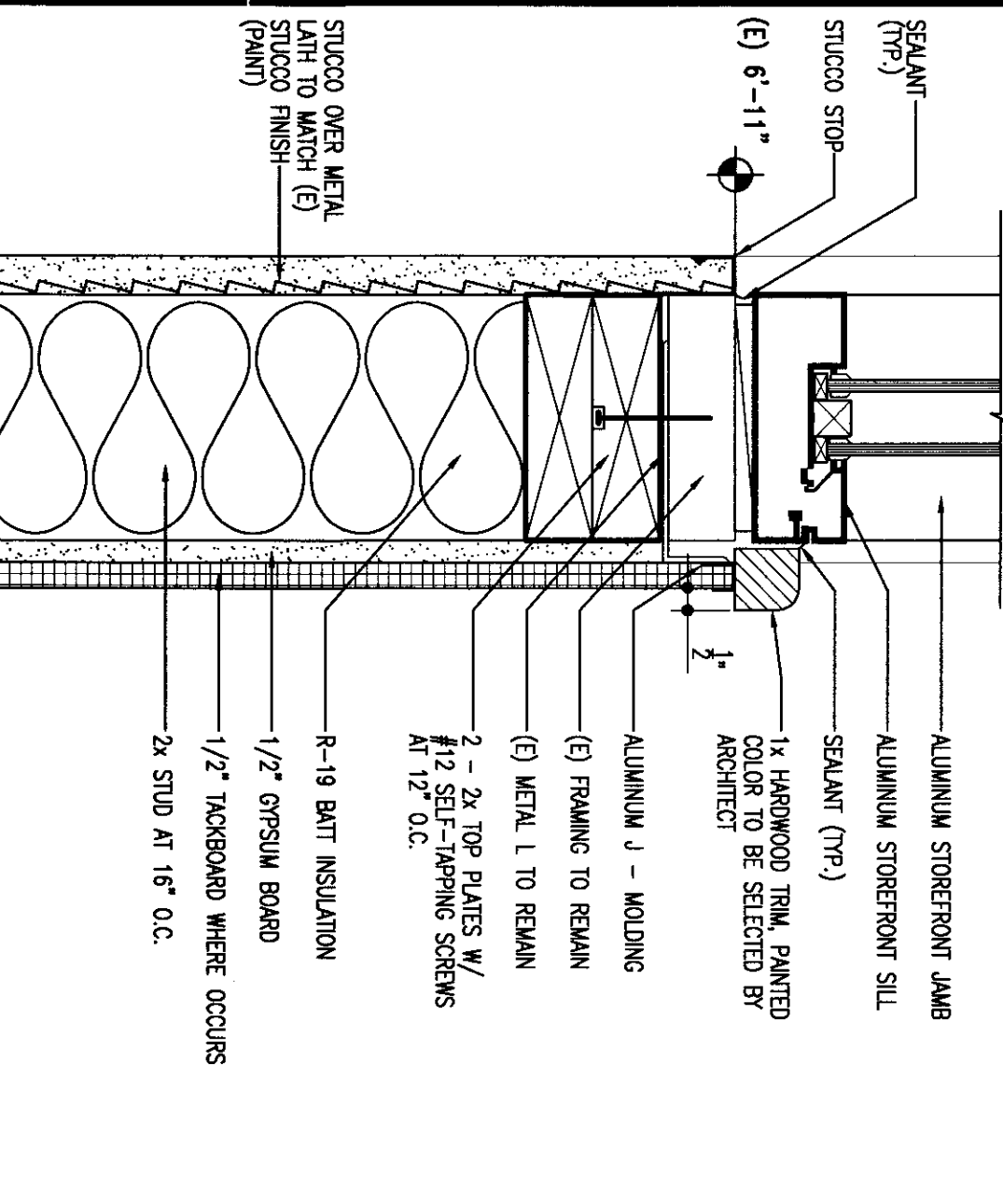
RECONSTRUCTION PLAN - STAFF RESTROOM BUILDING 'B' - ROOM NO. 130 AND 131
SCALE: 1/4"=1'-0"

4
A2.02



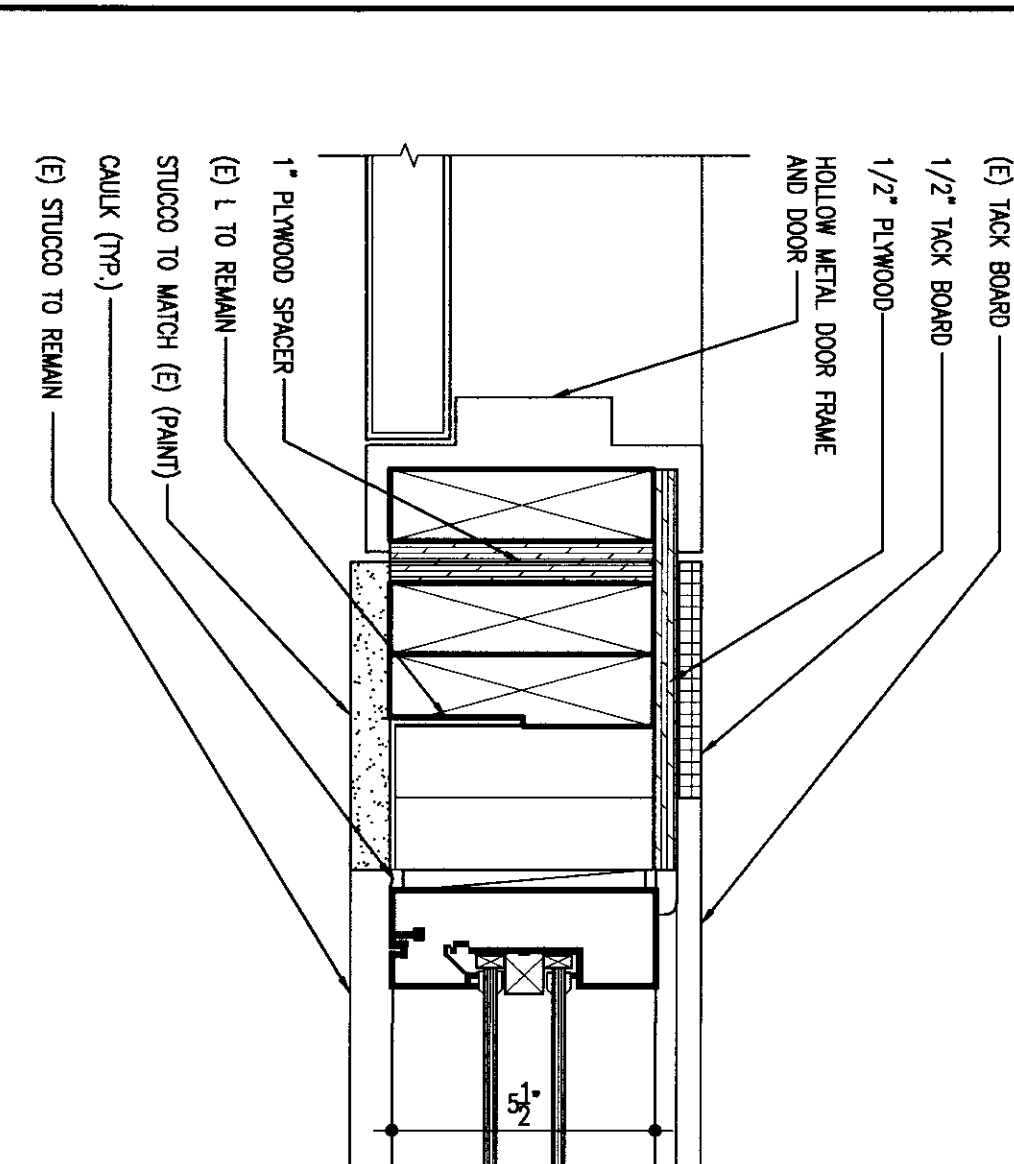
RECONSTRUCTION PLAN - STUDENT RESTROOM ROOM NO. 137 AND 138 (135 AND 136 SIM.)
SCALE: 1/4"=1'-0"

2
A2.02



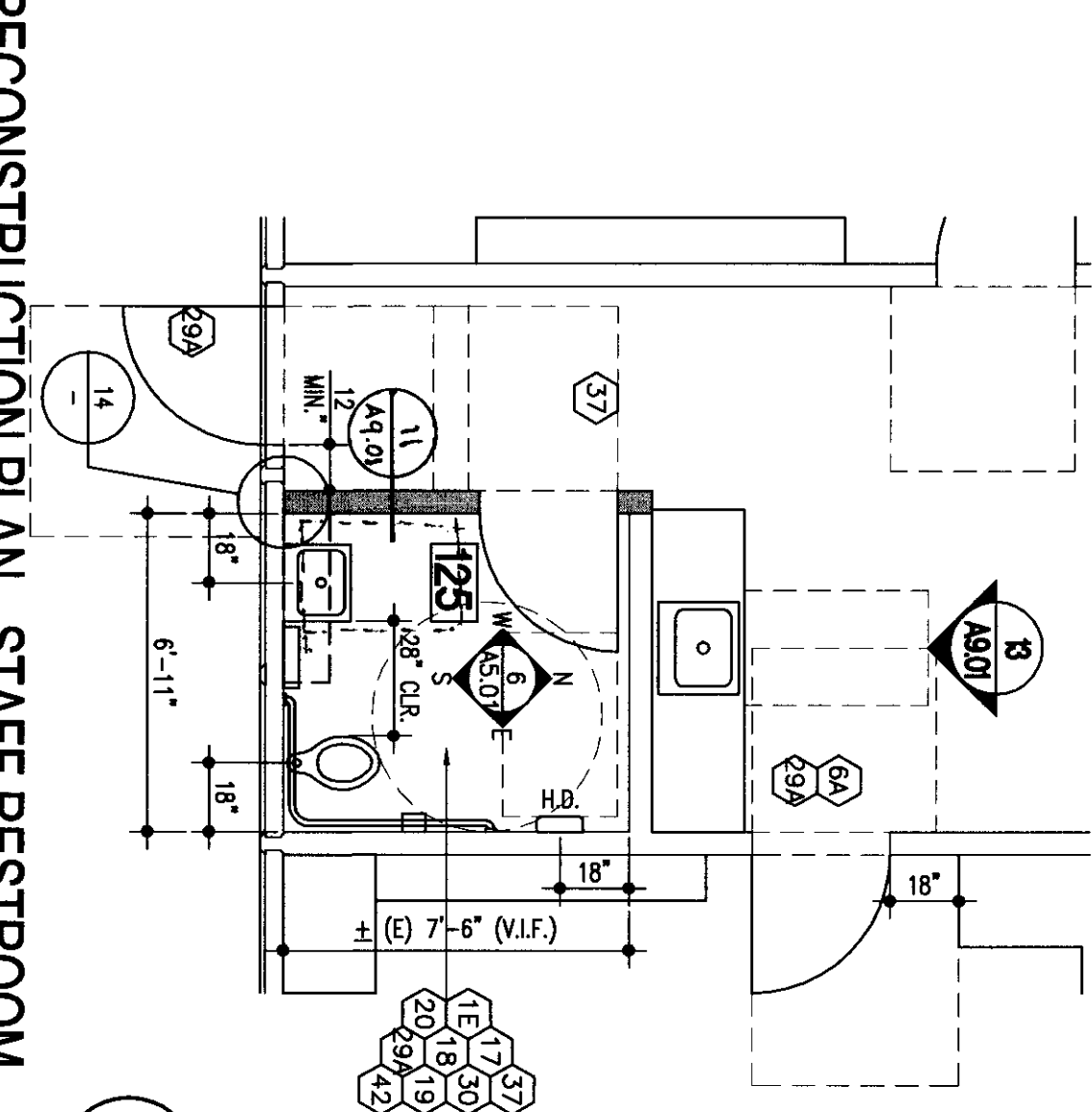
SILL AT DOOR INFILL (TYP.)
SCALE: 3/4"=1'-0"

16
A2.02



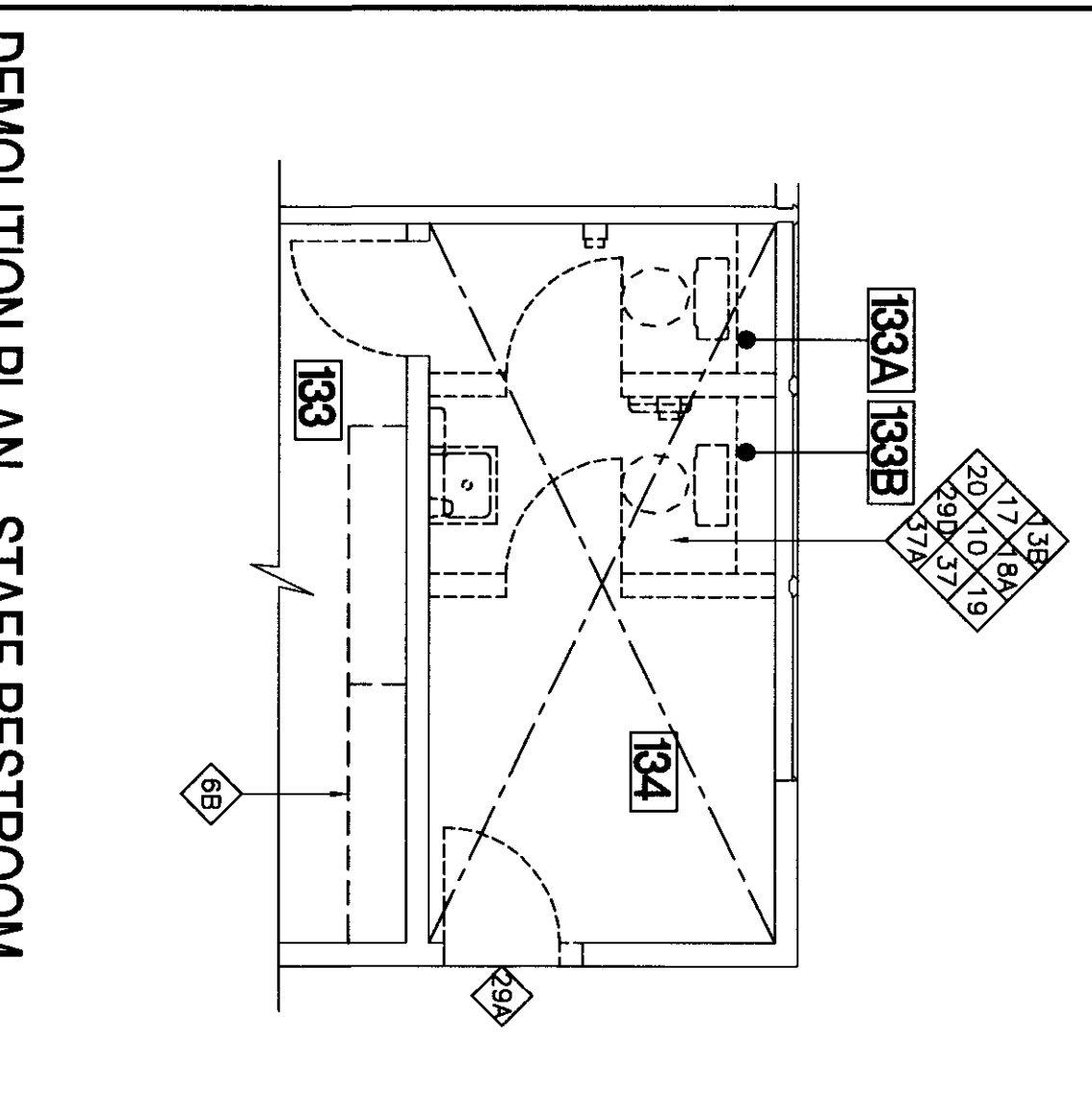
JAMB (TYP.)
SCALE: 3/4"=1'-0"

13
A2.02



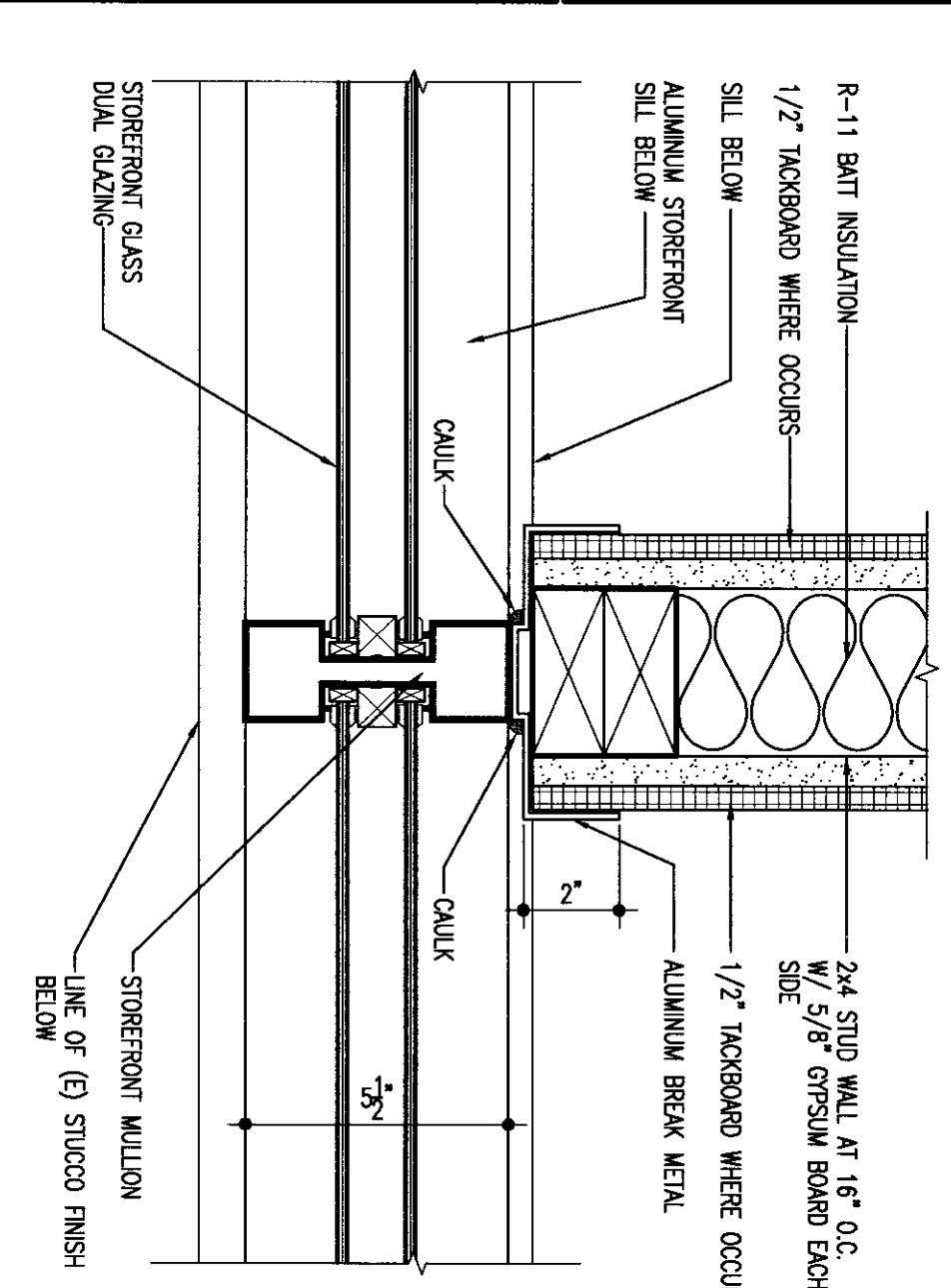
RECONSTRUCTION PLAN - STAFF RESTROOM BUILDING 'B' - ROOM NO. 125
SCALE: 1/4"=1'-0"

8
A2.02



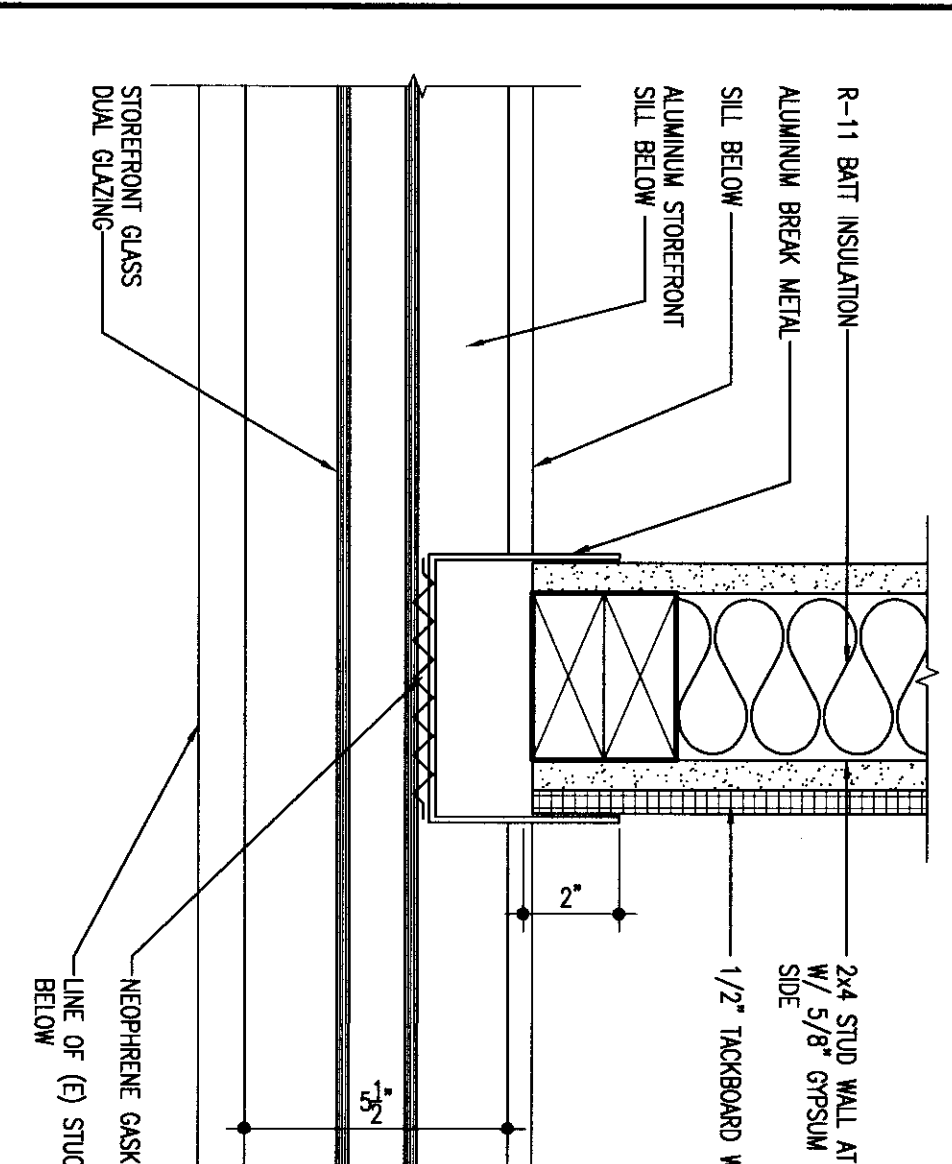
DEMOLITION PLAN - STAFF RESTROOM BUILDING 'C' - ROOM NO. 133
SCALE: 1/4"=1'-0"

5
A2.02



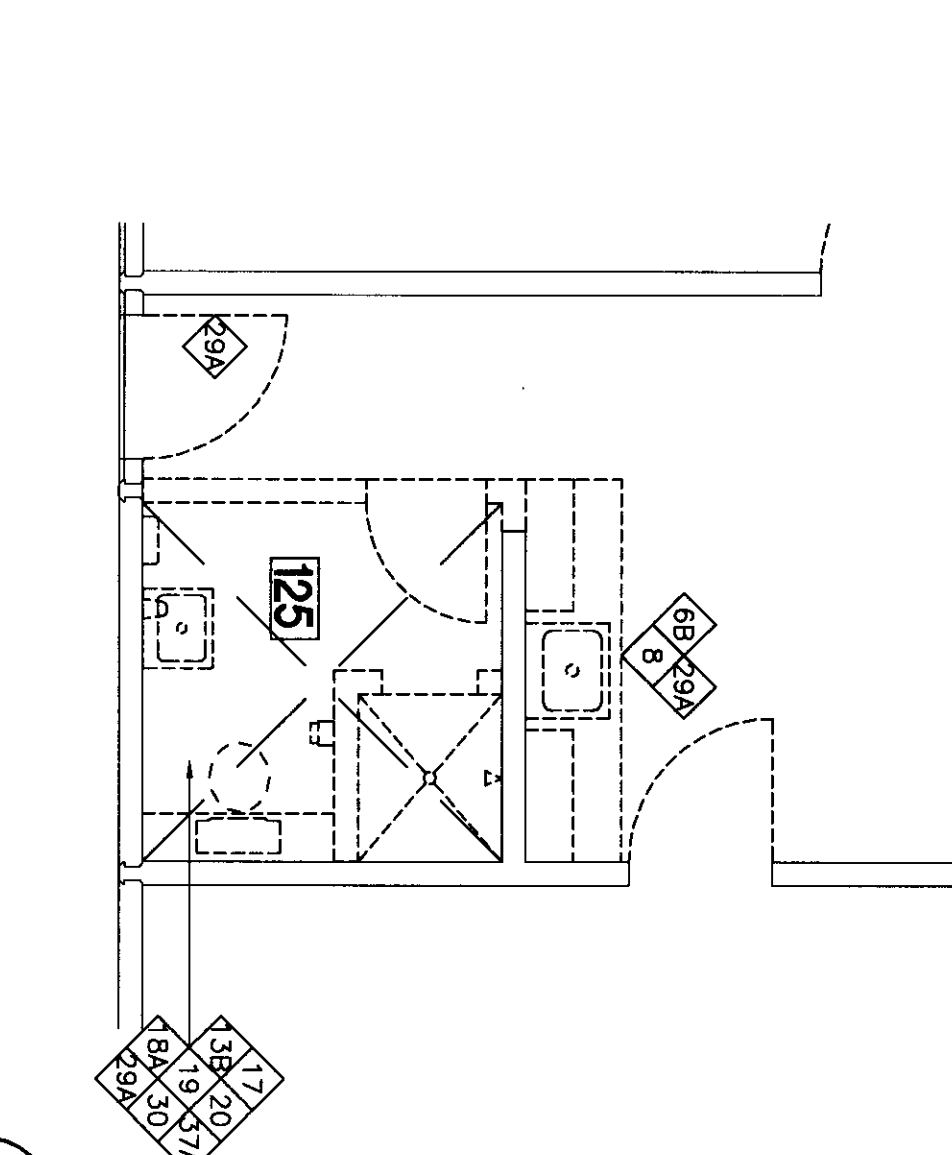
WALL AT MULLION (TYP.)
SCALE: 3/4"=1'-0"

15
A2.02



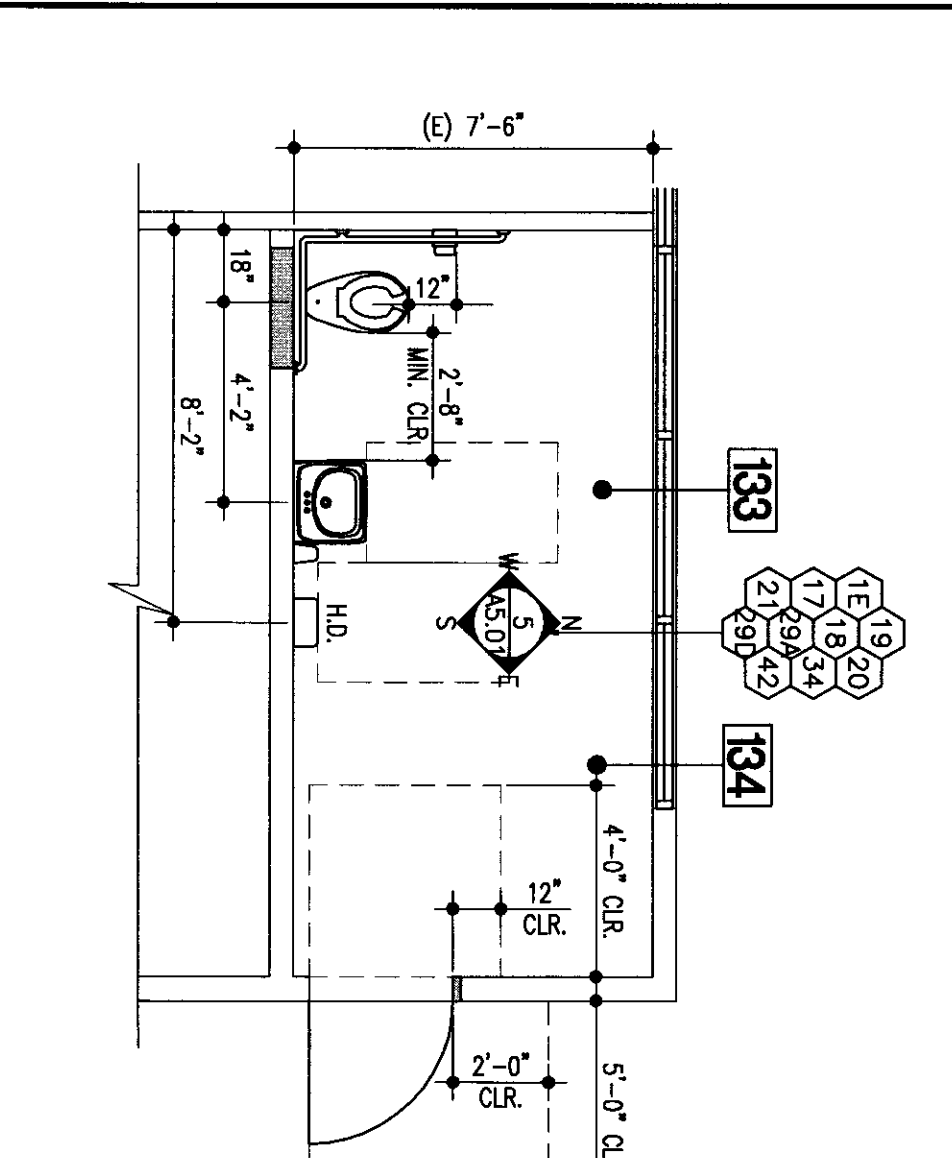
WALL BETWEEN MULLIONS (TYP.)
SCALE: 3/4"=1'-0"

14
A2.02



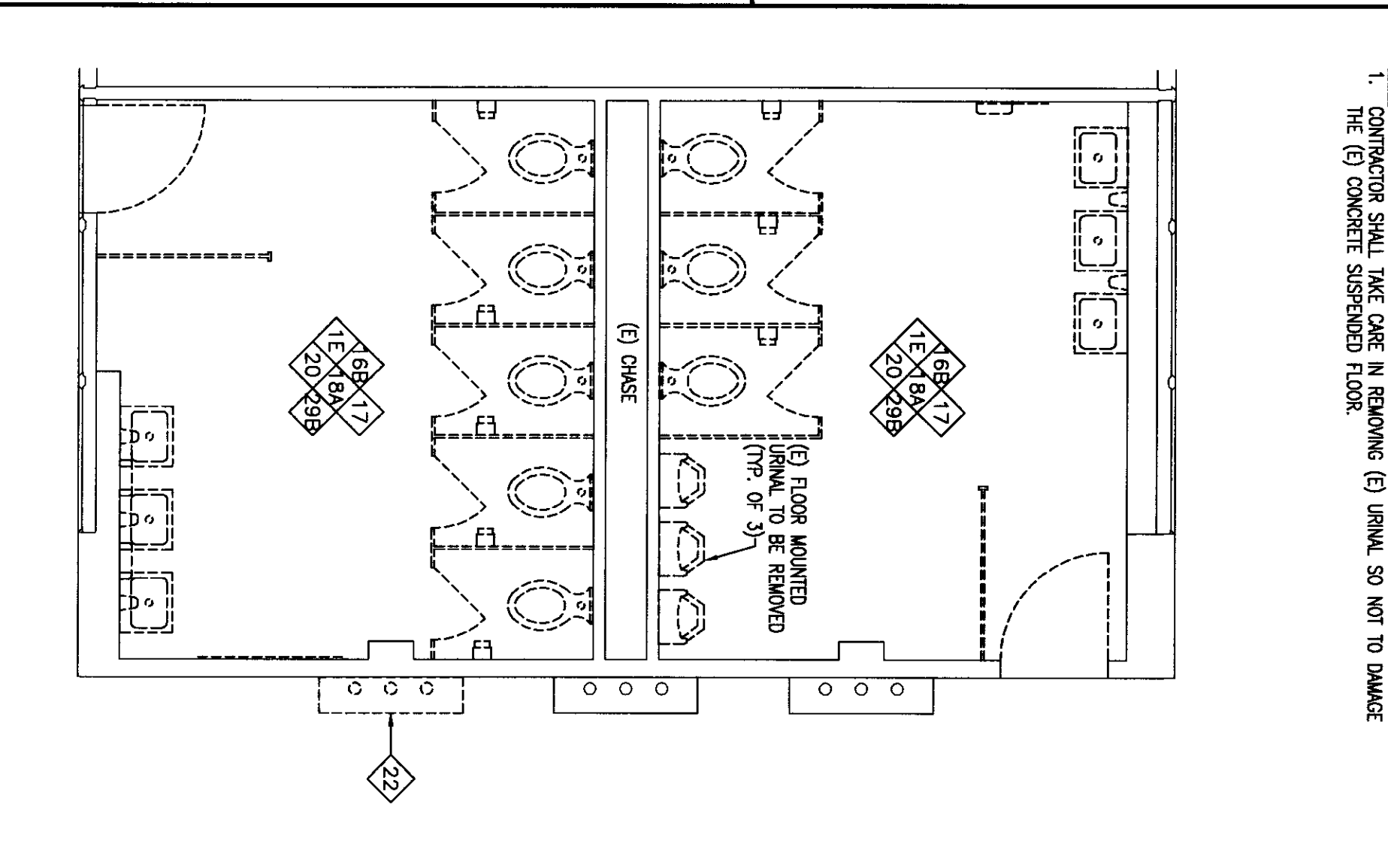
DEMOLITION PLAN - STAFF RESTROOM BUILDING 'B' - ROOM NO. 125
SCALE: 1/4"=1'-0"

7
A2.02



RECONSTRUCTION PLAN - STAFF RESTROOM BUILDING 'C' - ROOM NO. 133
SCALE: 1/4"=1'-0"

6
A2.02



DEMOLITION PLAN - STUDENT RESTROOM ROOM NO. 137 AND 138 (135 AND 136 SIM.)
SCALE: 1/4"=1'-0"

1
A2.02

NOTE:
1. CONTRACTOR SHALL TAKE CARE IN REMOVING (E) MATERIAL SO NOT TO DAMAGE THE (E) CONCRETE SUSPENDED FLOOR.

FLEWELLING & MOODY
architects education

HEADQUARTERS OFFICE:
1415 17th Street, Suite 100
Berkeley, California 94710
Tel: 415.841.4477
Fax: 415.841.4477
Email: info@flewellingandmoody.com

AMIELORE WALKER OFFICE:
1000 University Avenue, Suite 200
Berkeley, California 94710
Tel: 415.841.4477
Fax: 415.841.4477
Email: amielore@flewellingandmoody.com

An Equal Opportunity Corporation

REGISTERED ARCHITECT
STATE OF CALIFORNIA
No. 14543

REGISTERED ARCHITECT
STATE OF CALIFORNIA
No. 14543

PROJECT: MODERNIZATION PROJECT AT EVERGREEN ELEMENTARY SCHOOL, BAKERSFIELD CITY SCHOOL DISTRICT

OWNER: EVERGREEN ELEMENTARY SCHOOL
2800 ROSE WALK DRIVE
BAKERSFIELD, CA 93304

DESIGNED BY: SI


CONTRACTED BY: CB

DATE: APR 11 2017
AC: 11.28.17
DATE: MAR 18 2010

1894

A2.02


1-26-2010



FLEWELLIN & M OODY
architects + education

HEADQUARTERS OFFICE:
411
1411
800
1411
1411
800
1411
1411
800

ANTelope VALLEY OFFICE:
800
1411
1411
800



CONSULTANT

Project No.
1-26-2010

Drawn By	
Checked By	
Revised	
No. / Date	Description

NOTICE:
THESE PLANS AND SPECIFICATIONS ARE PREPARED BY AN ARCHITECT OR ENGINEER REGISTERED IN THE STATE OF CALIFORNIA. ANY PERSON USING THESE PLANS OR SPECIFICATIONS WITHOUT THE WRITTEN CONSENT OF THE ARCHITECT OR ENGINEER IS VIOLATING THE PROFESSIONAL SEAL OF THE ARCHITECT OR ENGINEER.

NOTIFICATION STAMP
DIV. OF THE STATE ARCHITECT
APPROVED 112817
DATE 11/28/17
ARCHITECT
F.L.W. ARCHITECTS P.C.
DATE 11/28/17

PROJECT

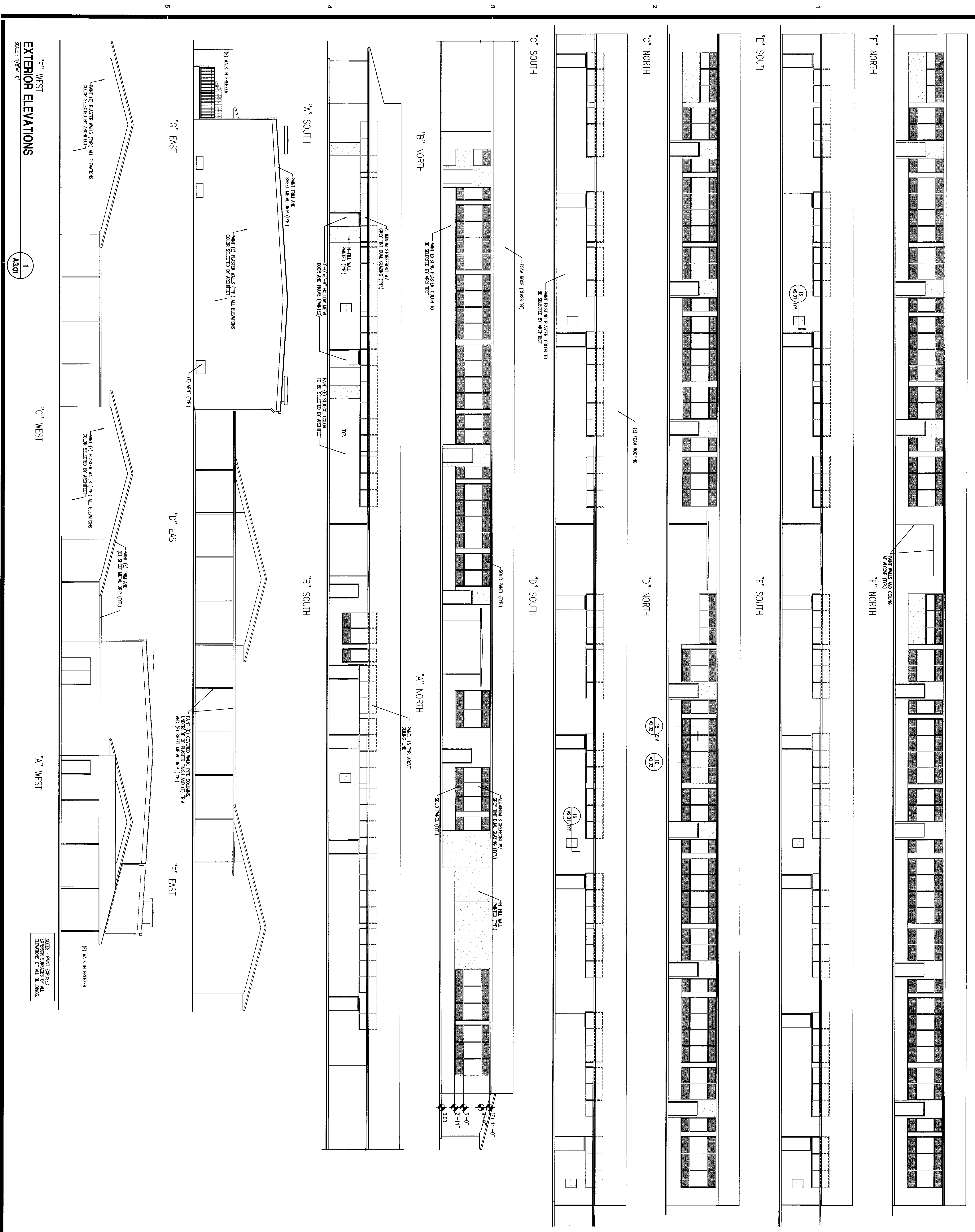
MODERNIZATION PROJECT AT
EVERGREEN ELEMENTARY SCHOOL
2800 ROSE WARE DRIVE
BAKERSFIELD, CA 93304

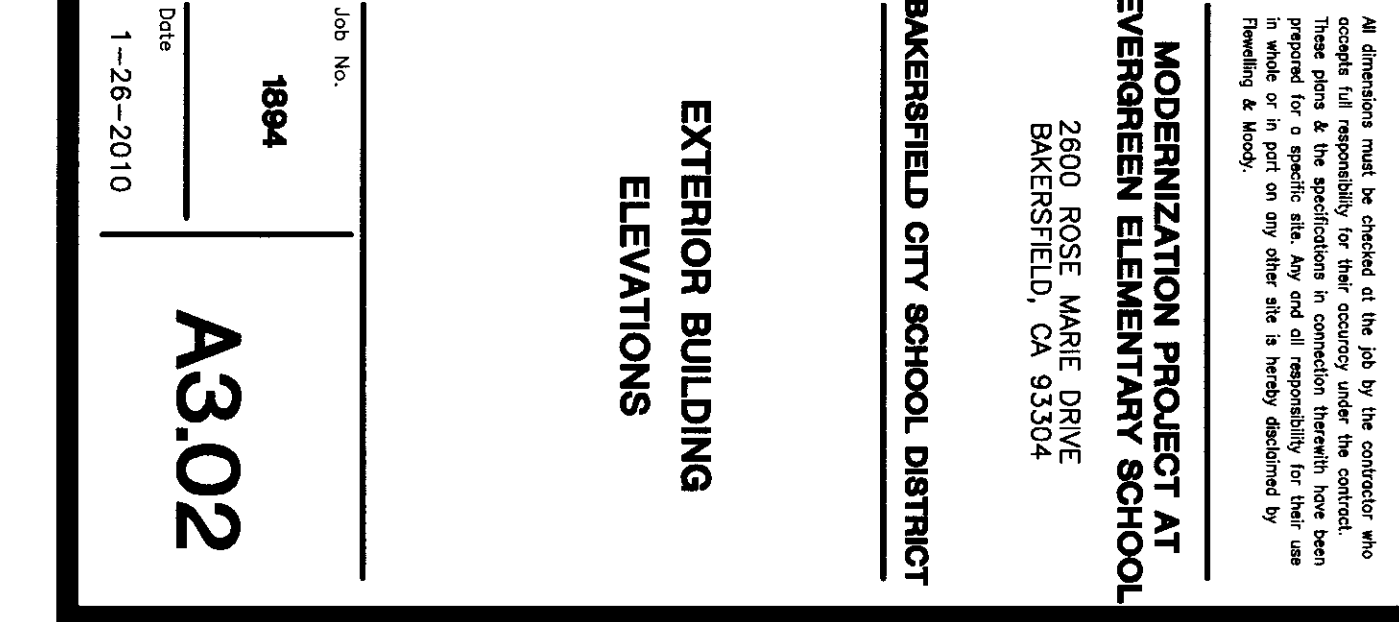
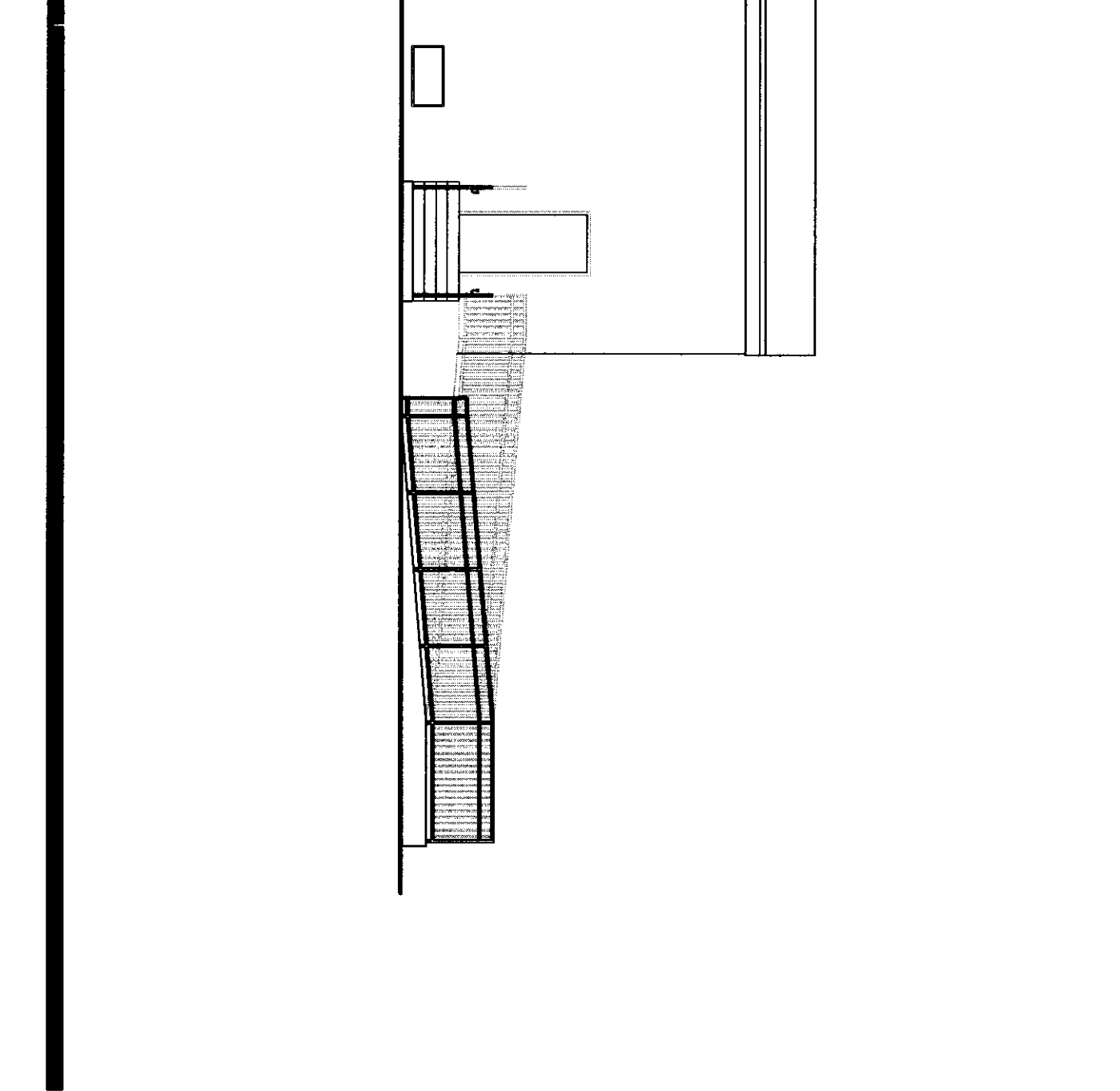
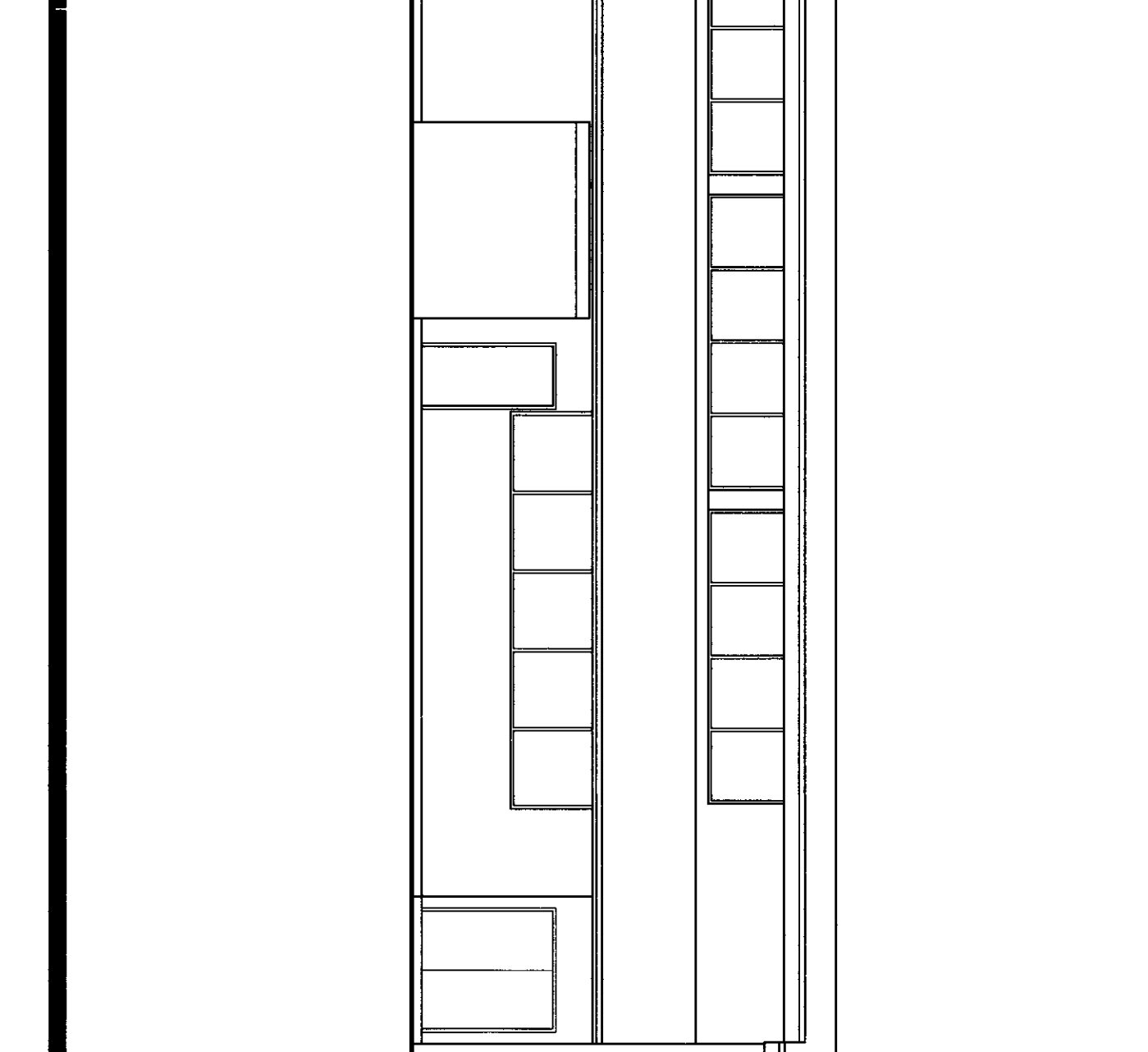
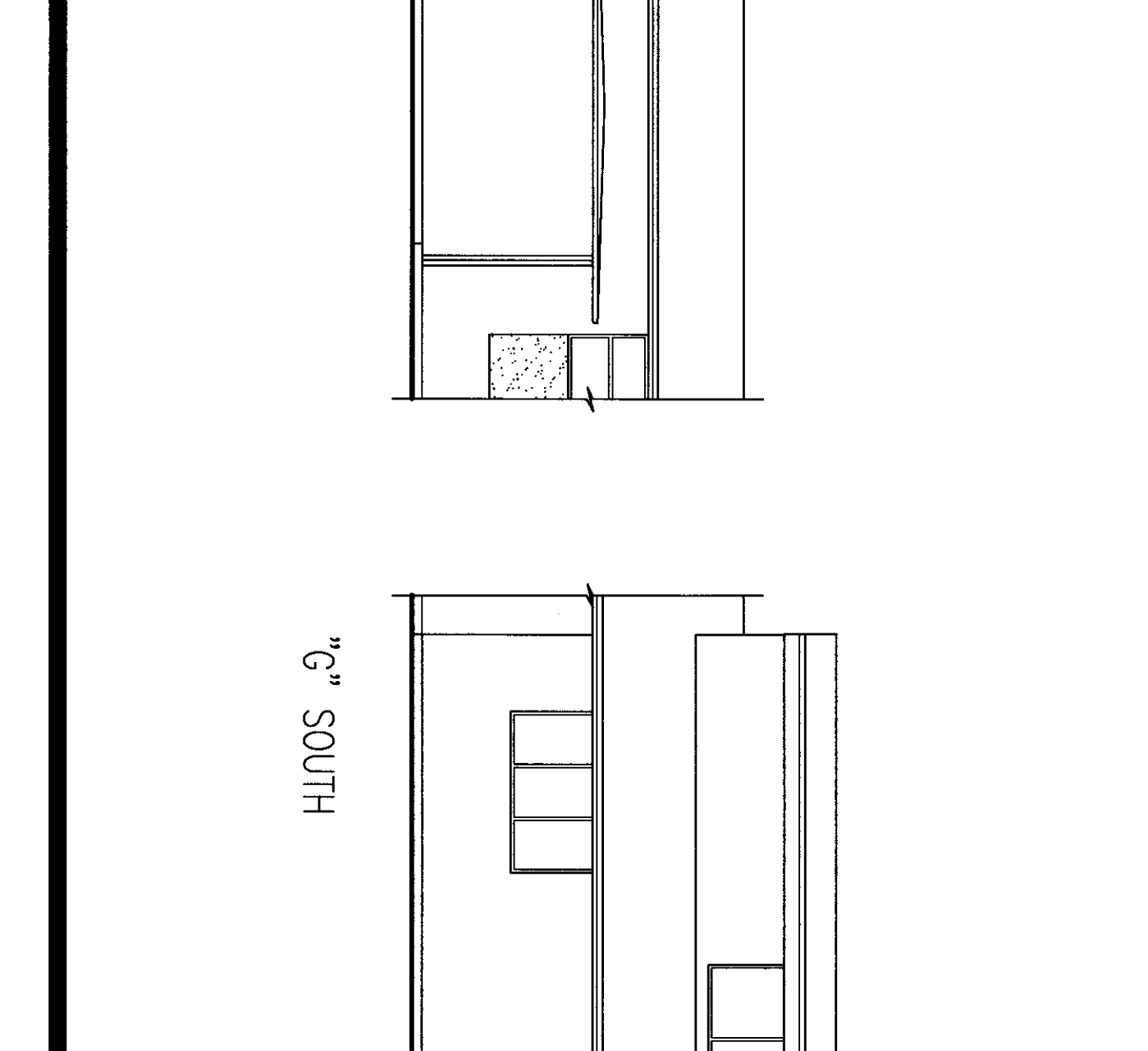
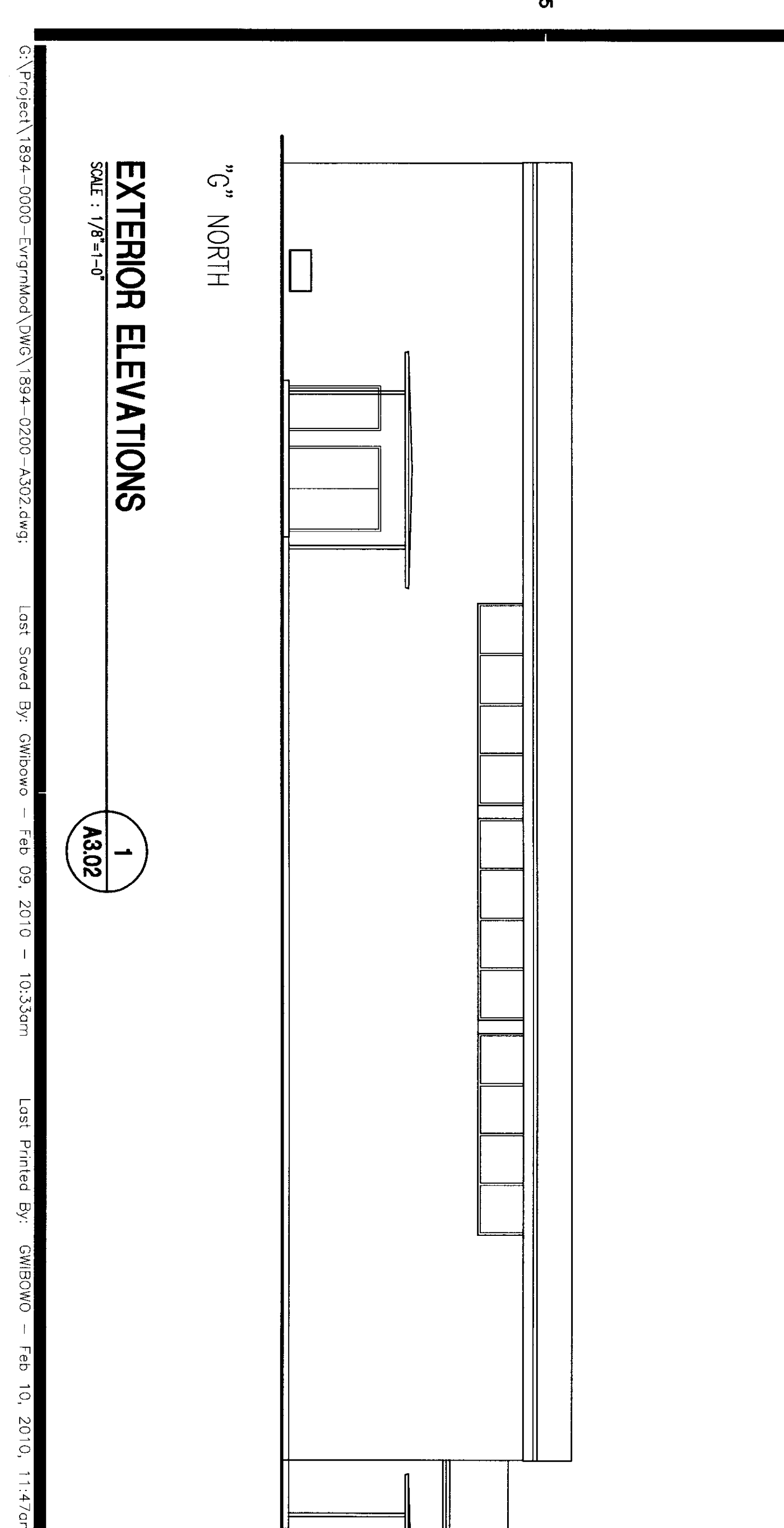
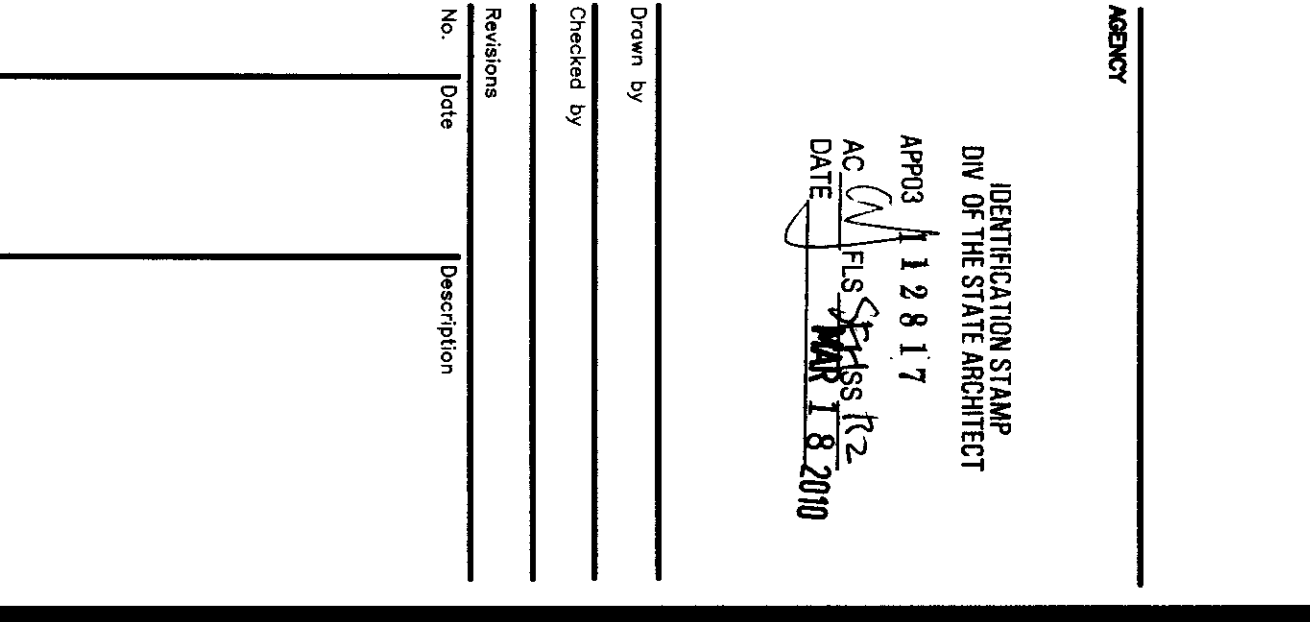
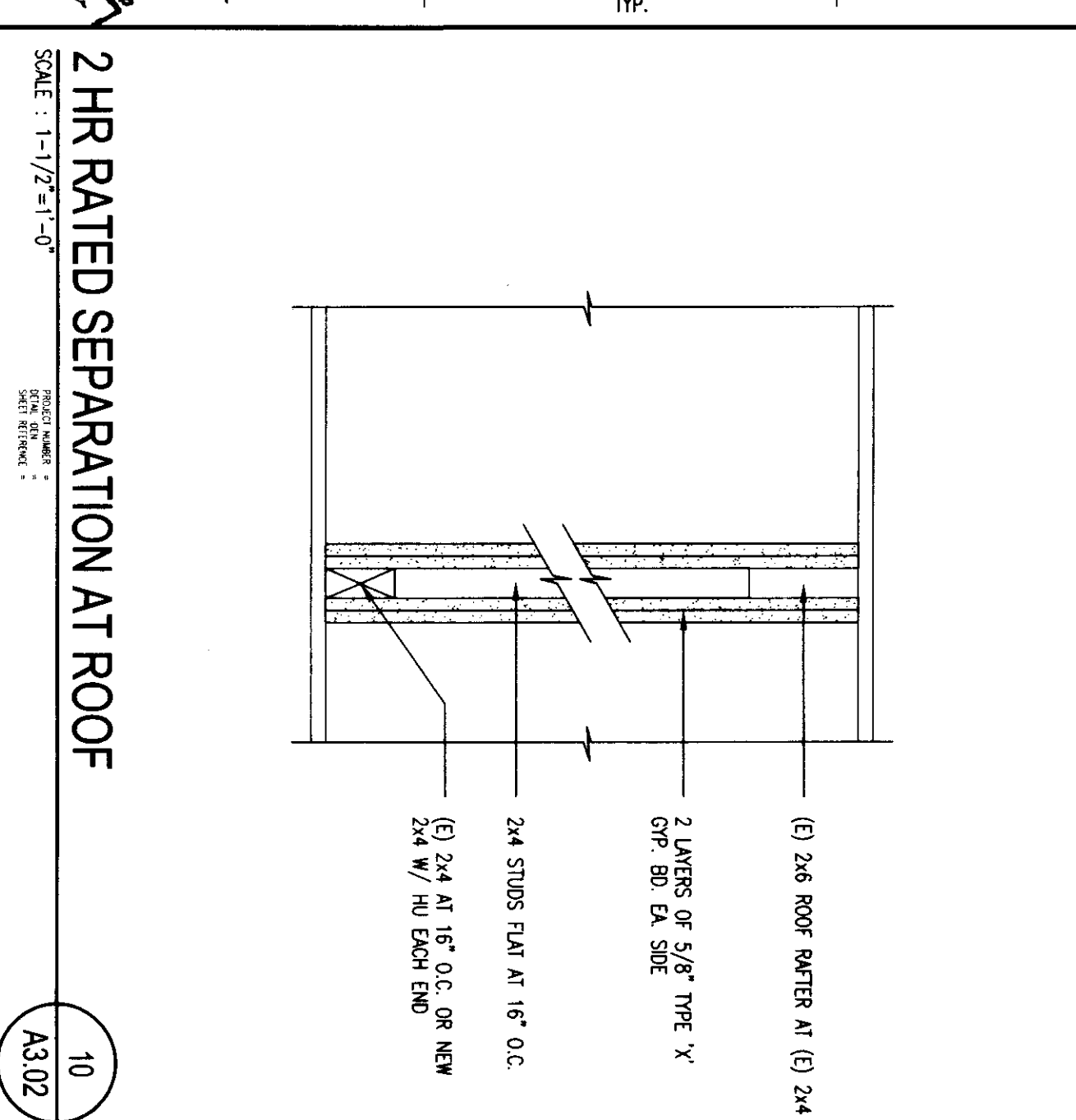
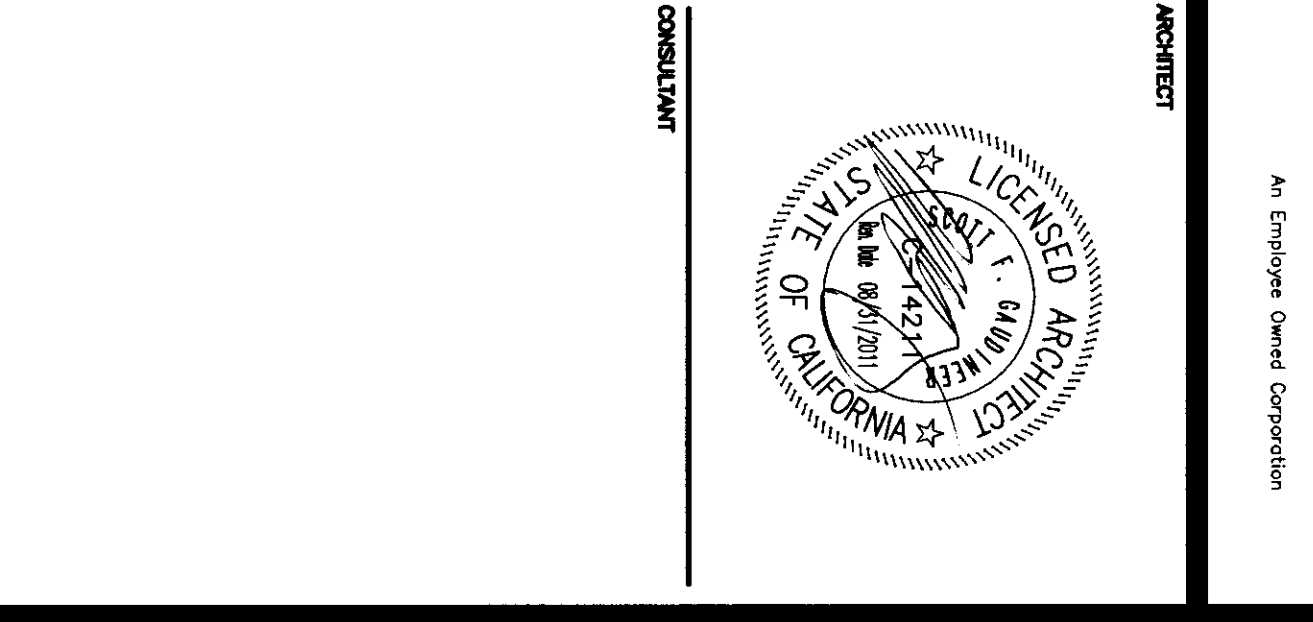
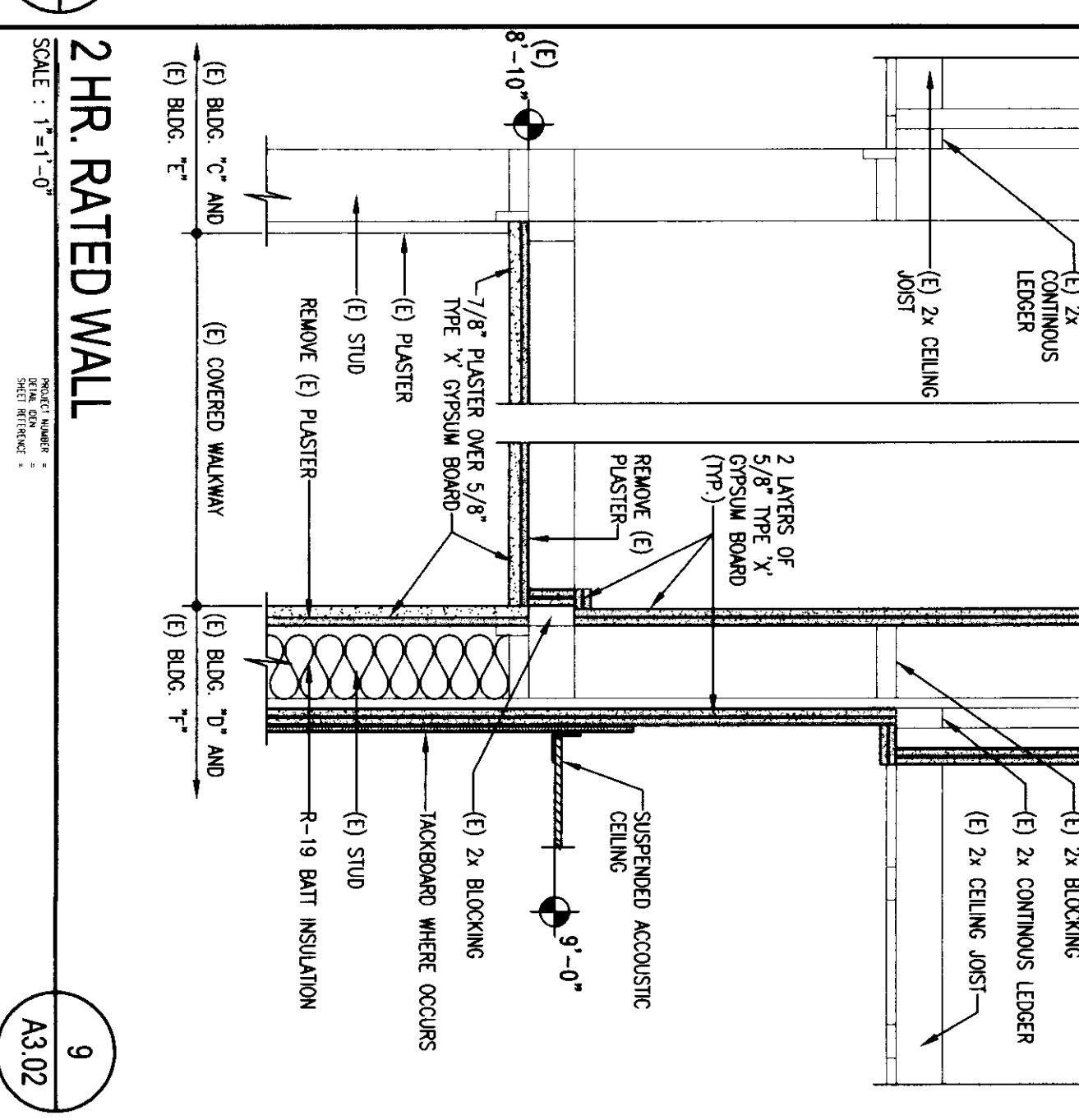

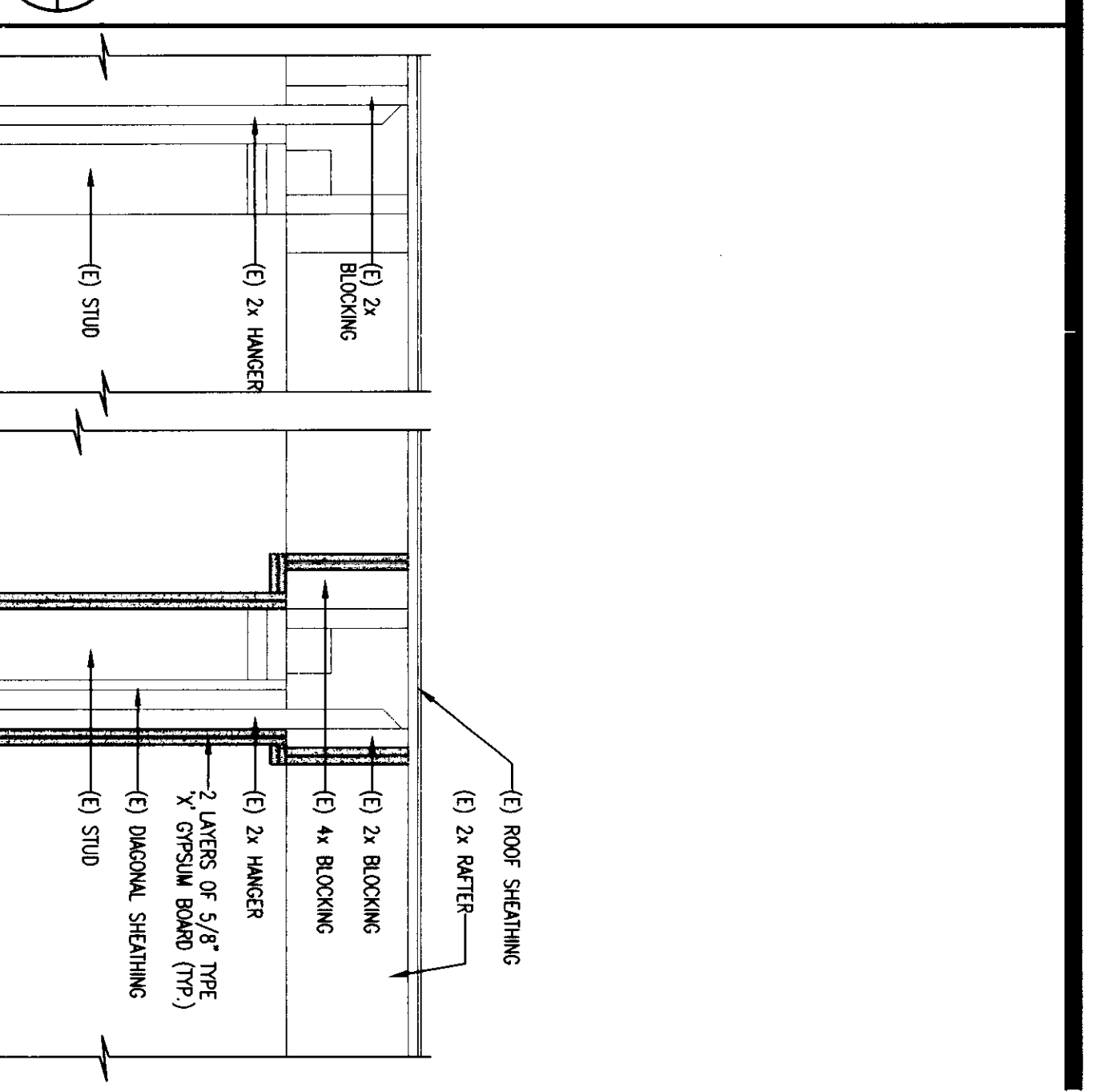
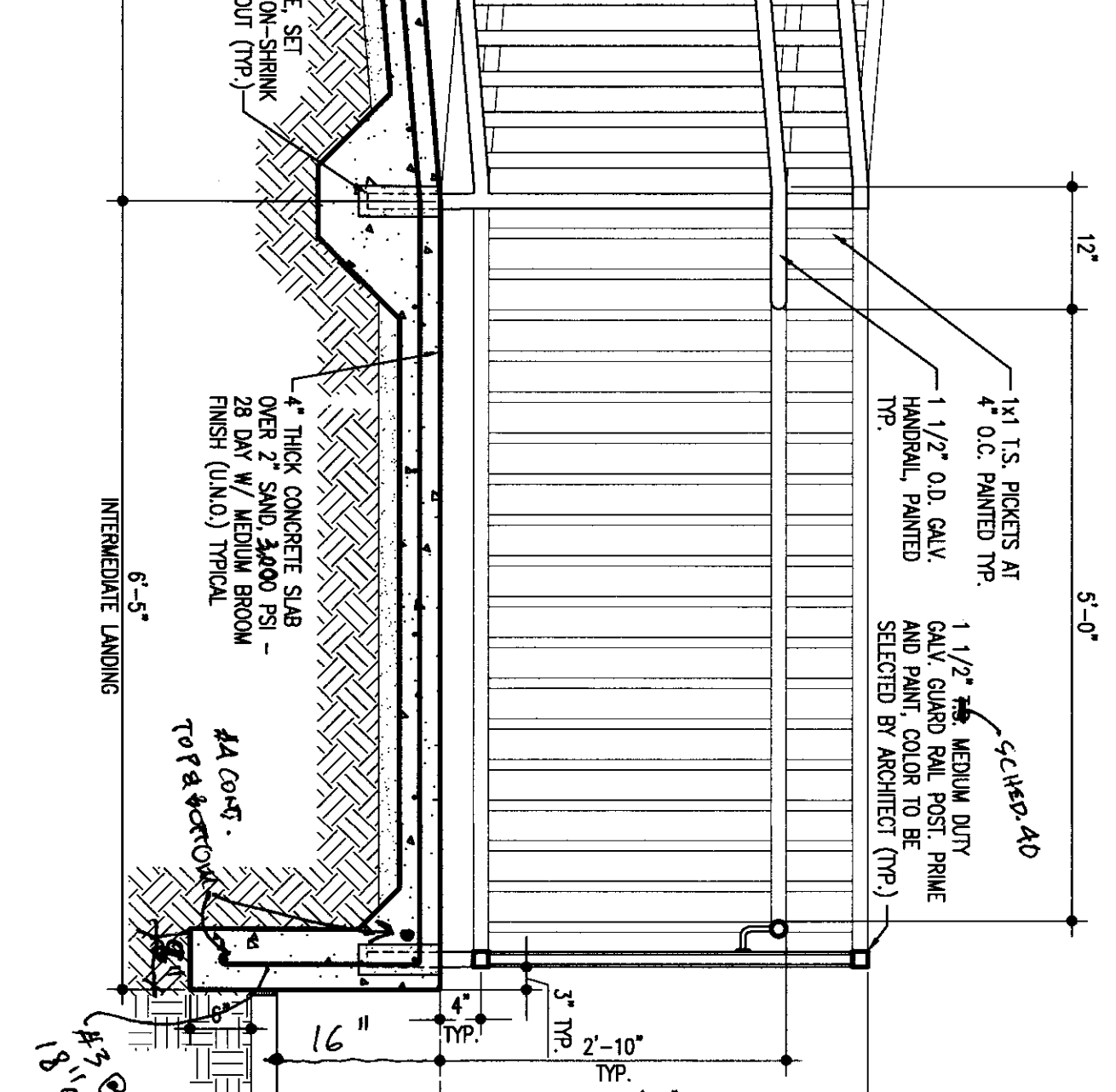
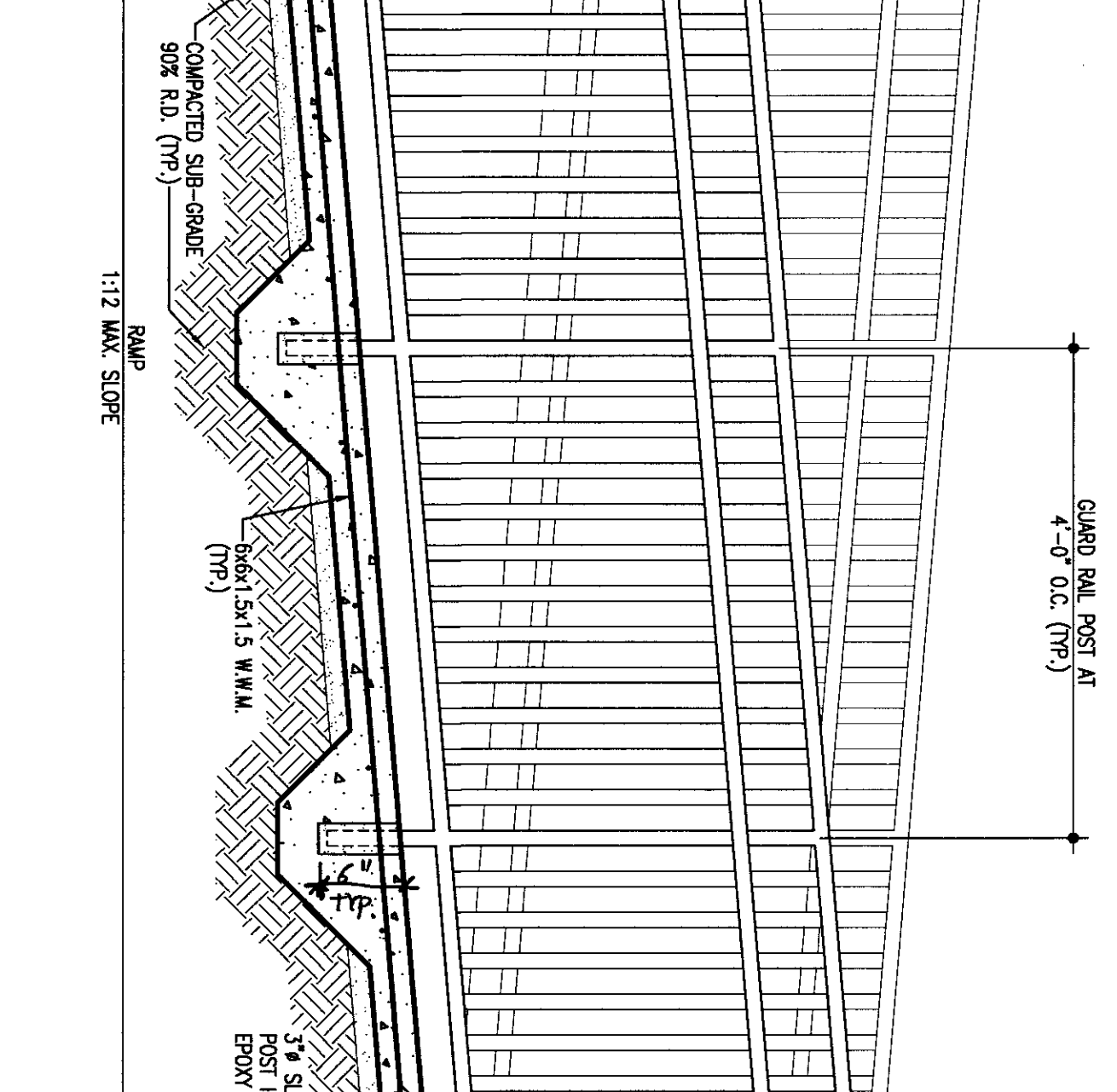
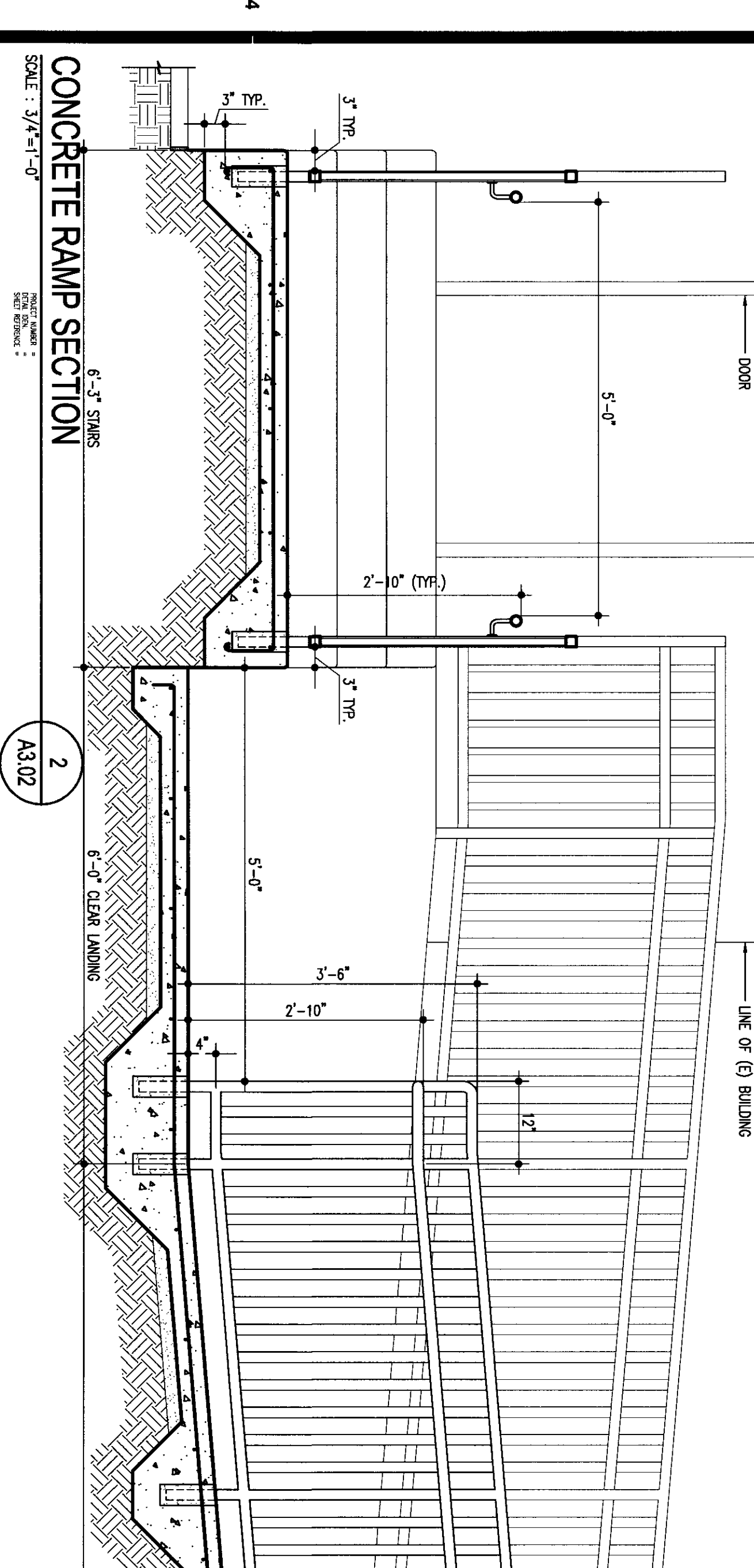
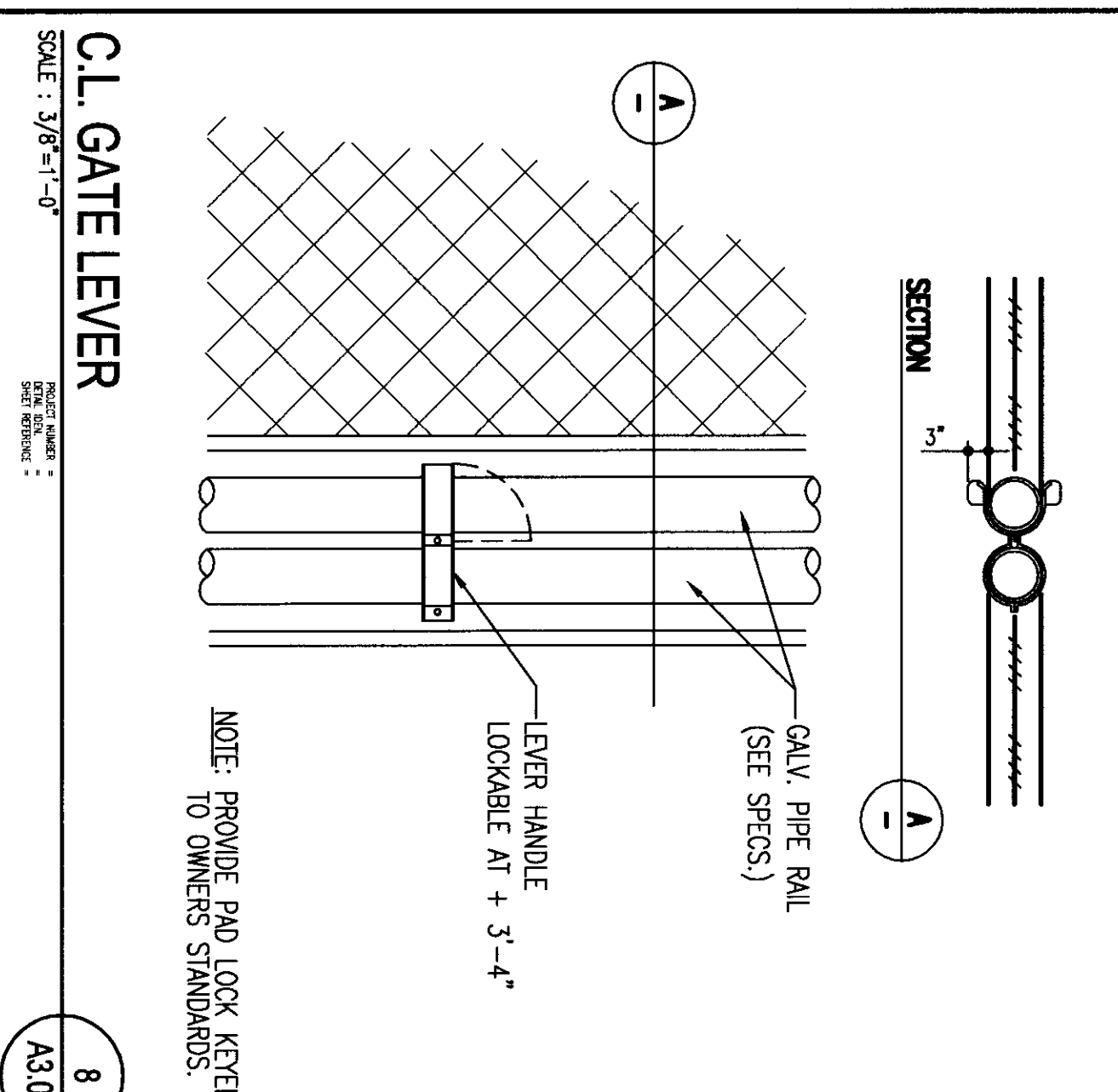
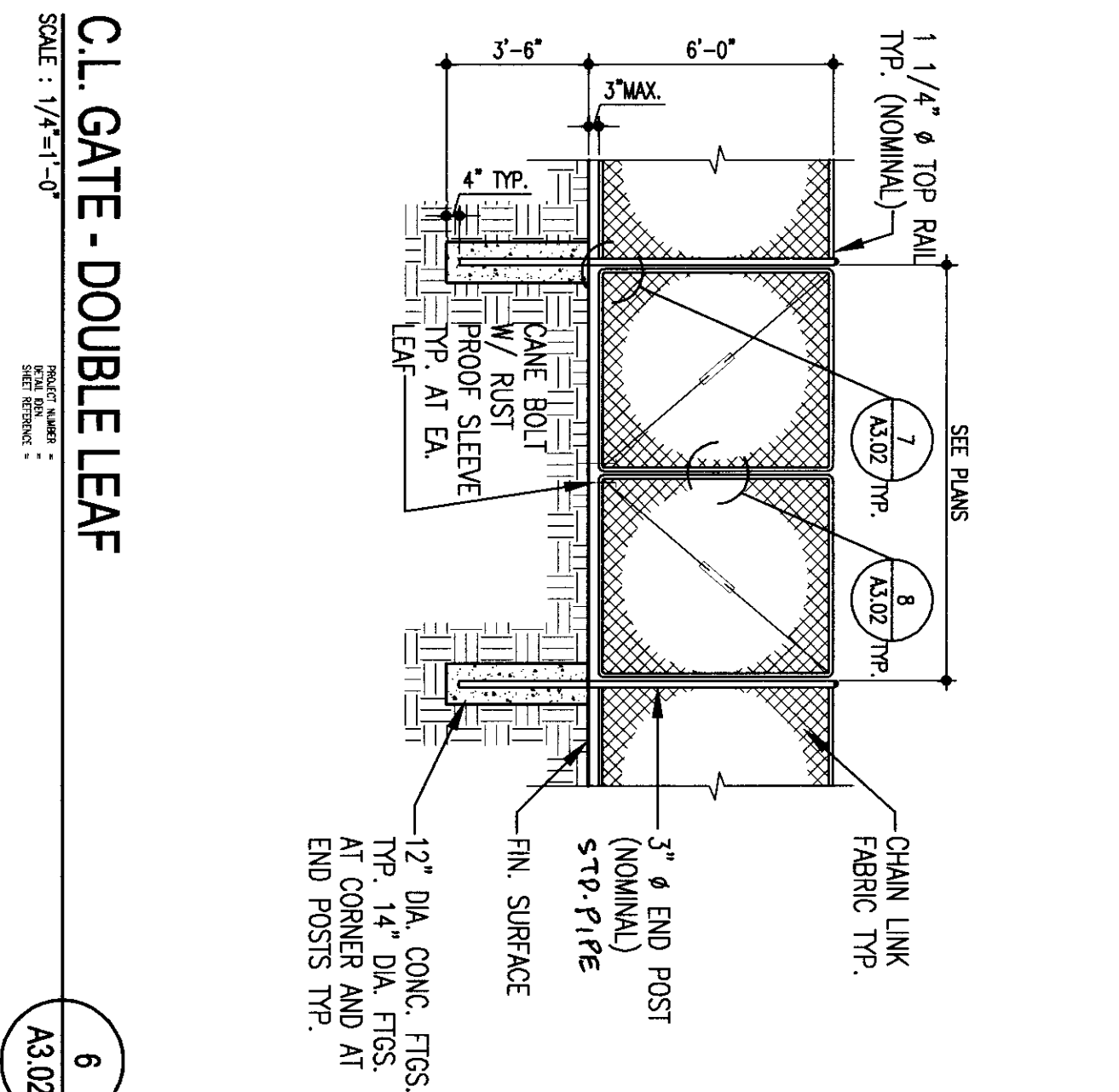
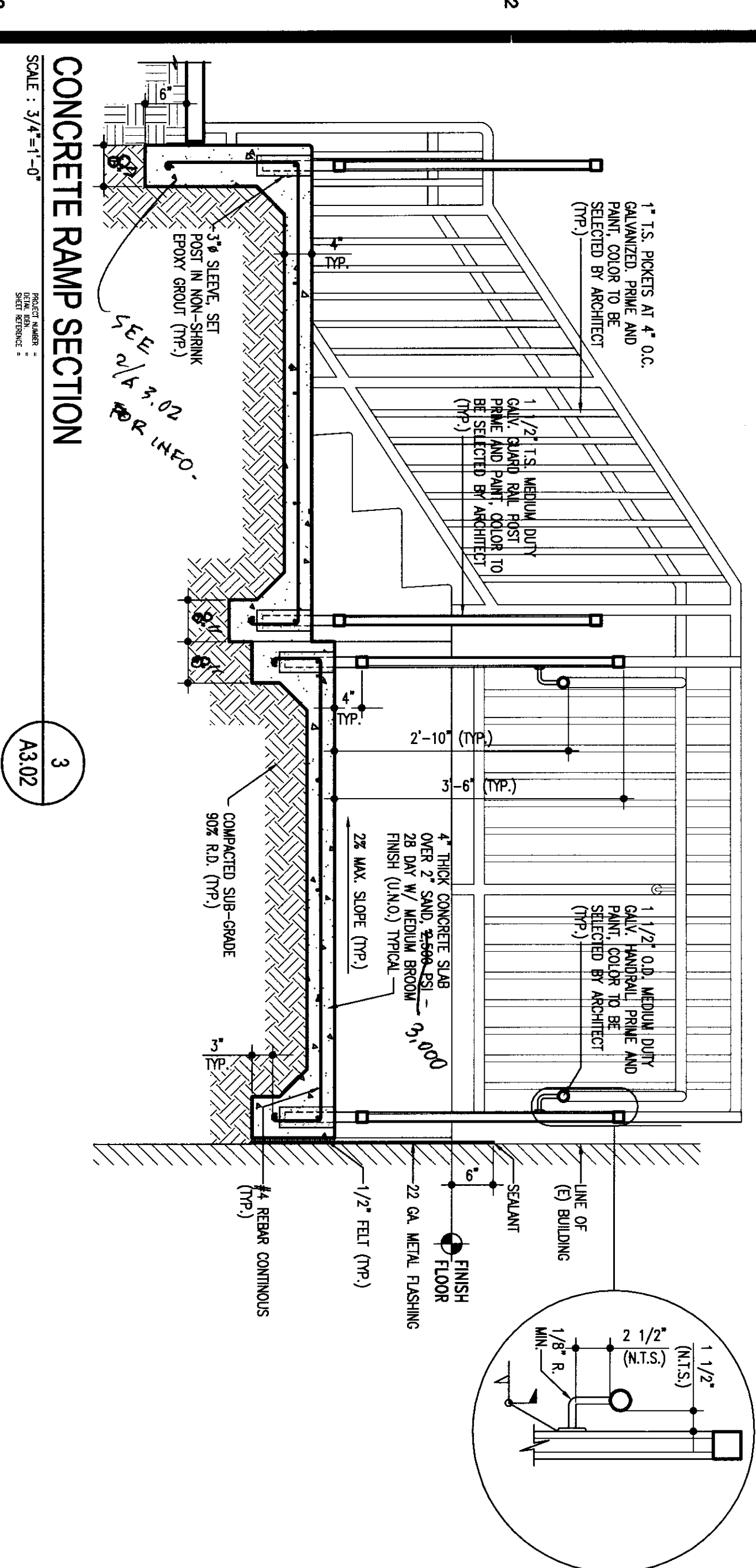
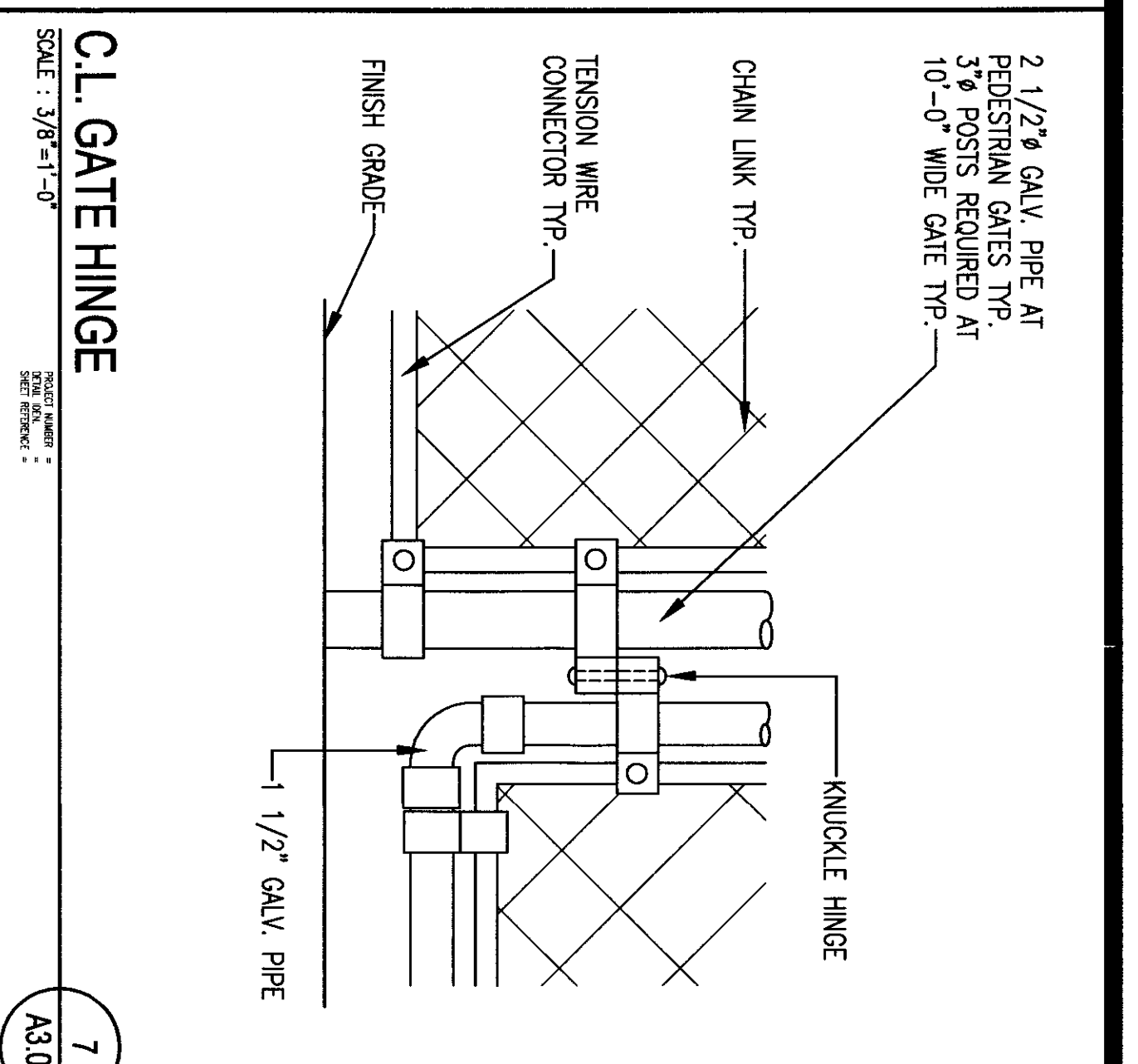
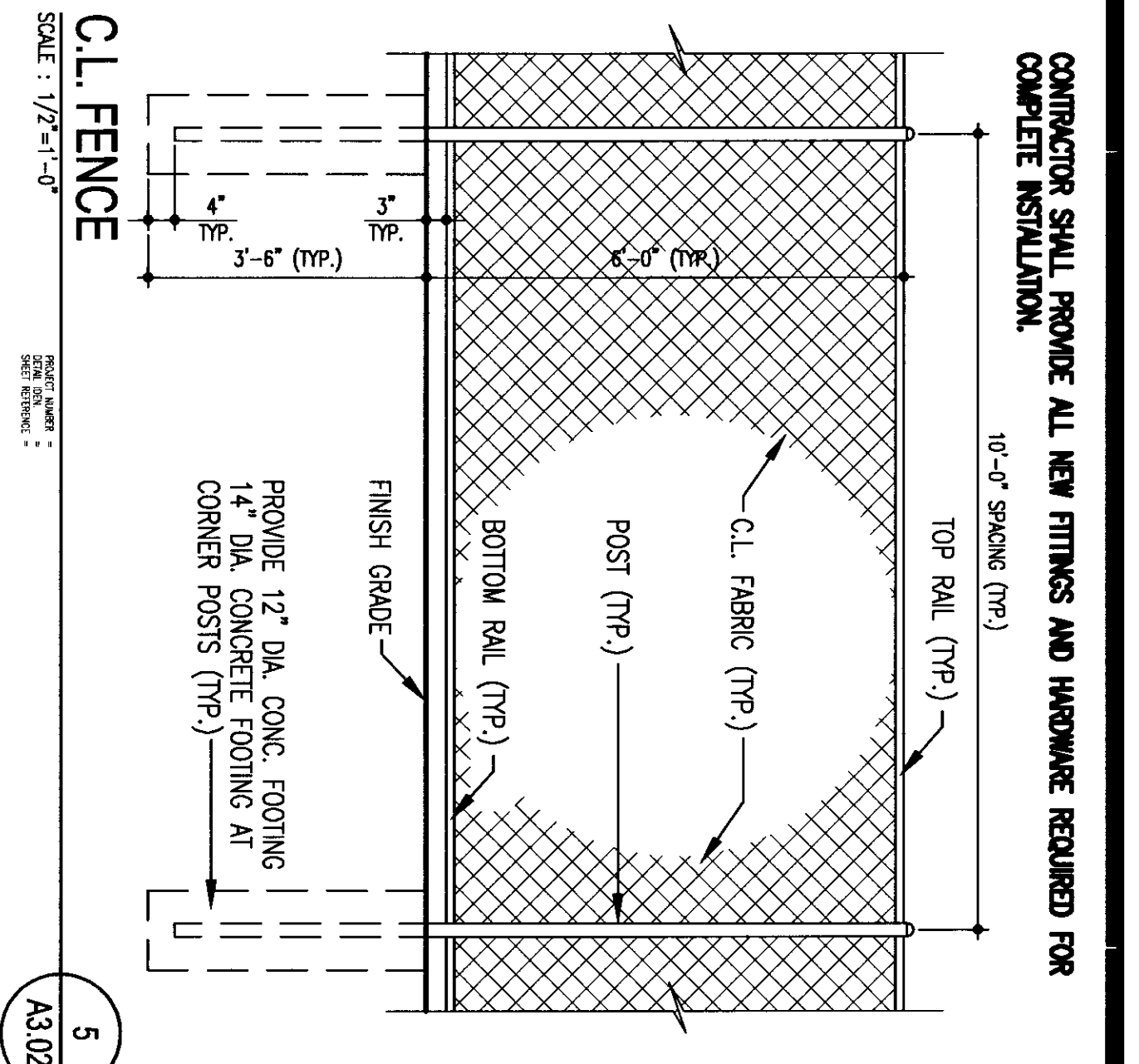
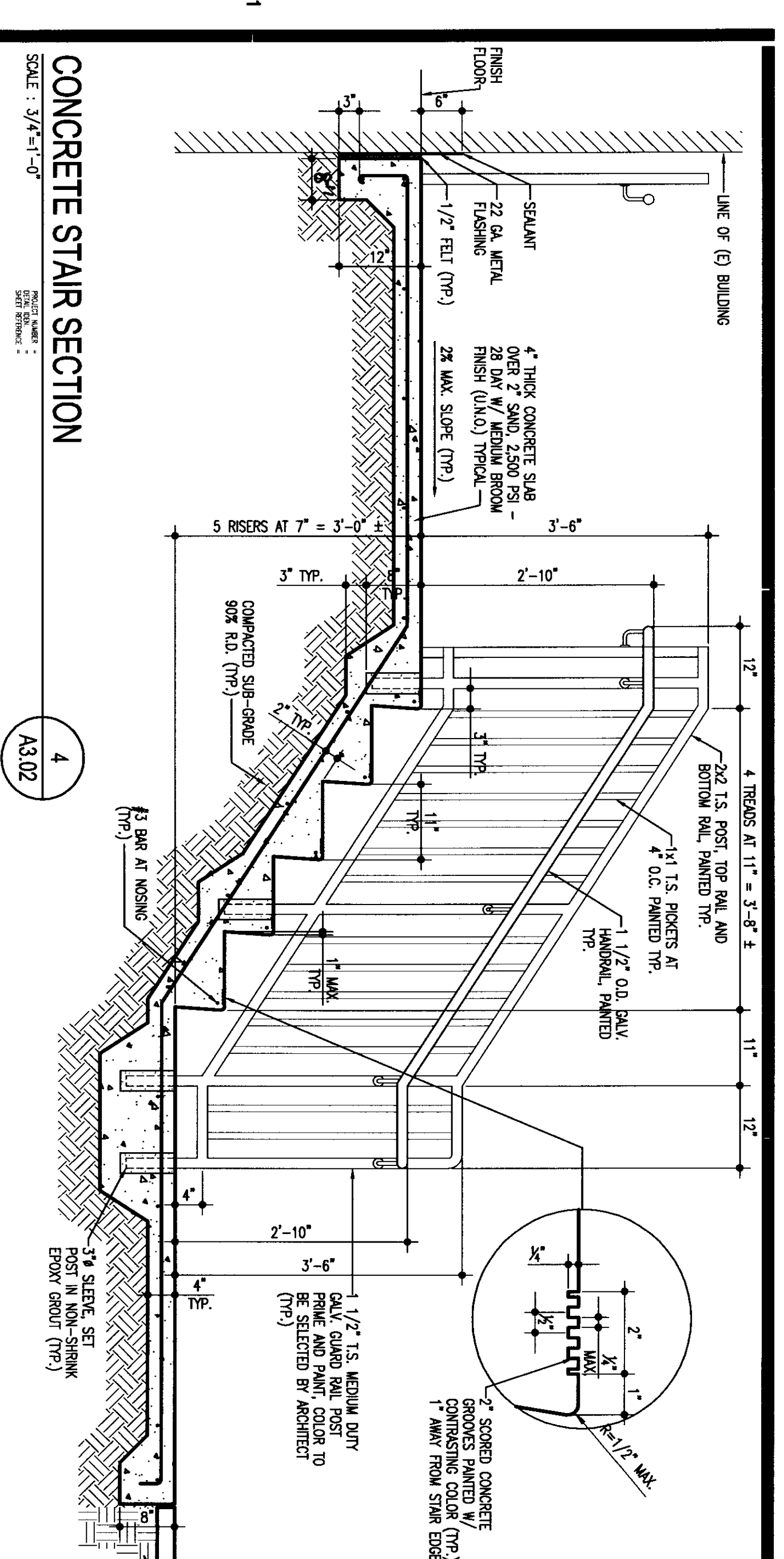
BAKERSFIELD CITY SCHOOL DISTRICT

EXTERIOR BUILDING
ELEVATIONS

1894

A3.01





FLEWELLIN & MOODY
architects + education

HEADQUARTERS OFFICE:
1415 South Main Street
Pasadena, California 91107
Phone: 626.449.7200
Email: flewellin@flewellingmoody.com

MILPITAS VALLEY OFFICE:
10000 N. 1st Street
Milpitas, California 95035
Phone: 408.387.7111
Email: milpitas@flewellingmoody.com

As Engineer/Architect Consultant

CONTRACTOR:

IDENTIFICATION STAMP
DIV OF THE STATE ARCHITECT
APPROVED 1 2 8 1 7
AC (M) PLS (T) 2
DATE 1 2 8 2 0 1 0

APPROVED:

244 STUDIOS DAY AT 16' O.C.
(E) 244 AT 16' O.C. OR NEW
244 W/ 40 EACH END

2 LAYERS OF 5/8" TYPE X
GYP. BO. ON EACH END

(E) 2x6 ROOF RAFTERS AT (E) 244

BAKERFIELD CITY SCHOOL DISTRICT

**MODERNIZATION PROJECT AT
EVERGREEN ELEMENTARY SCHOOL**
2600 ROSE MARIE DRIVE
BAKERFIELD, CA 93304

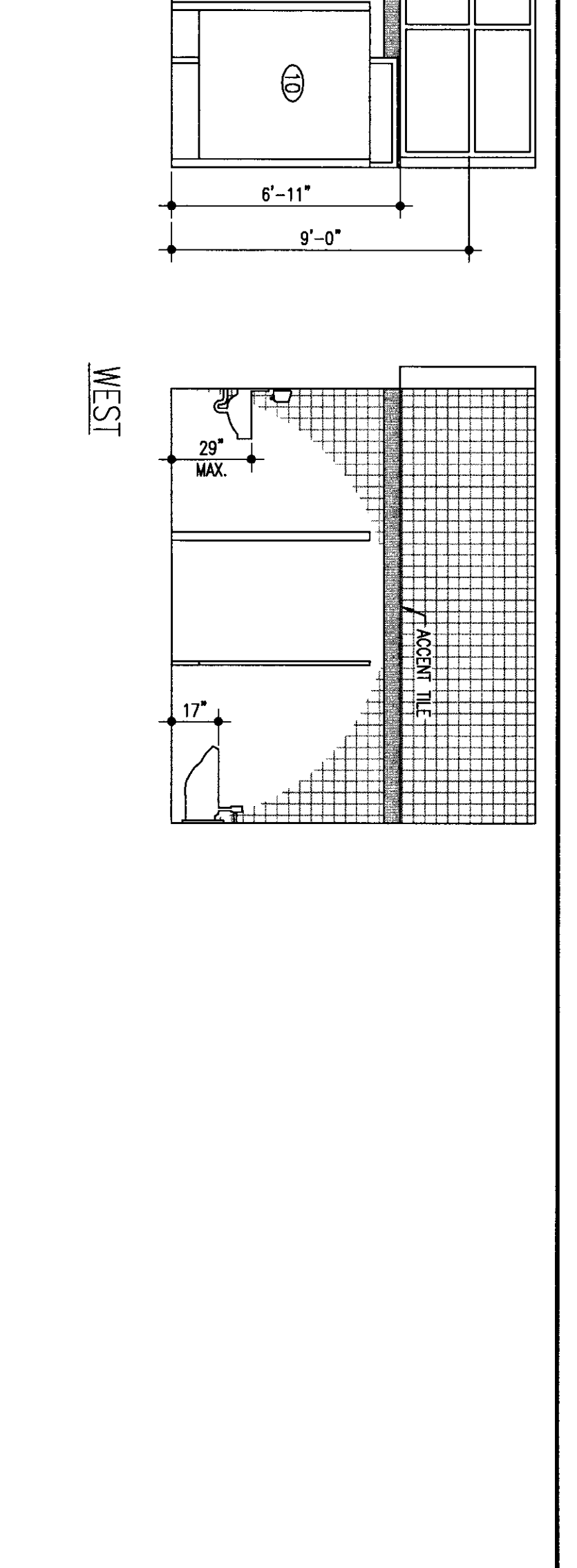
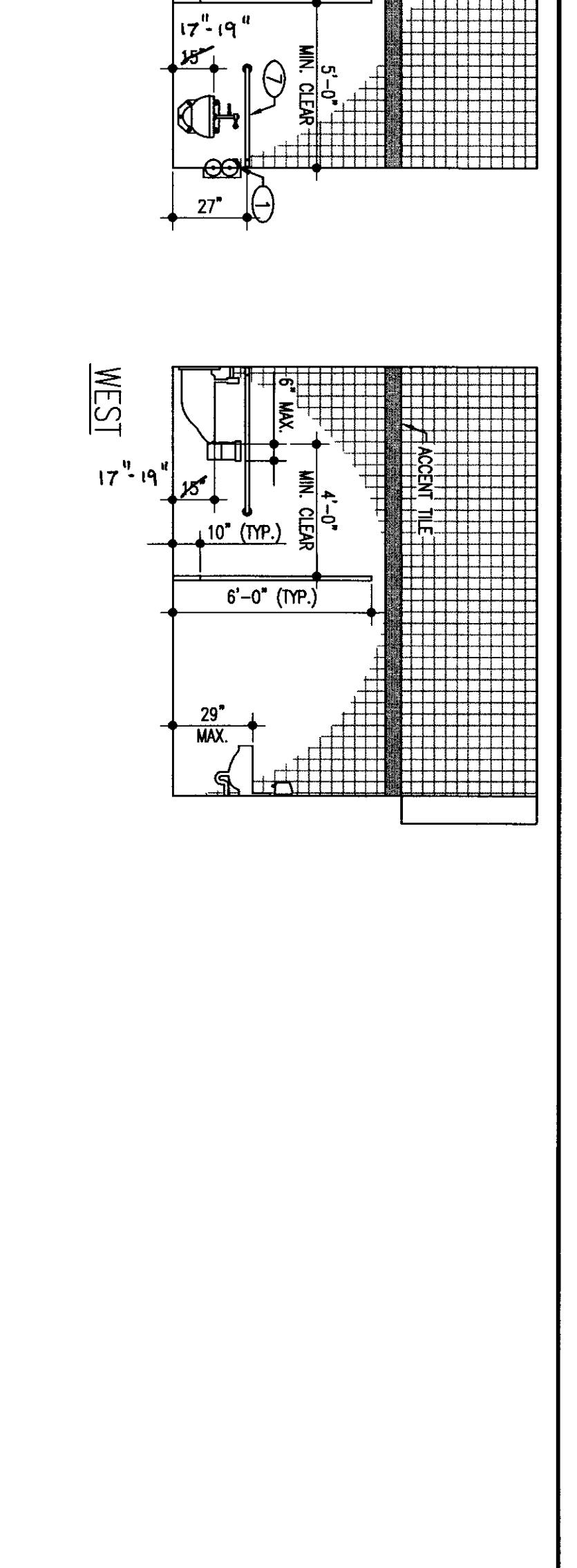
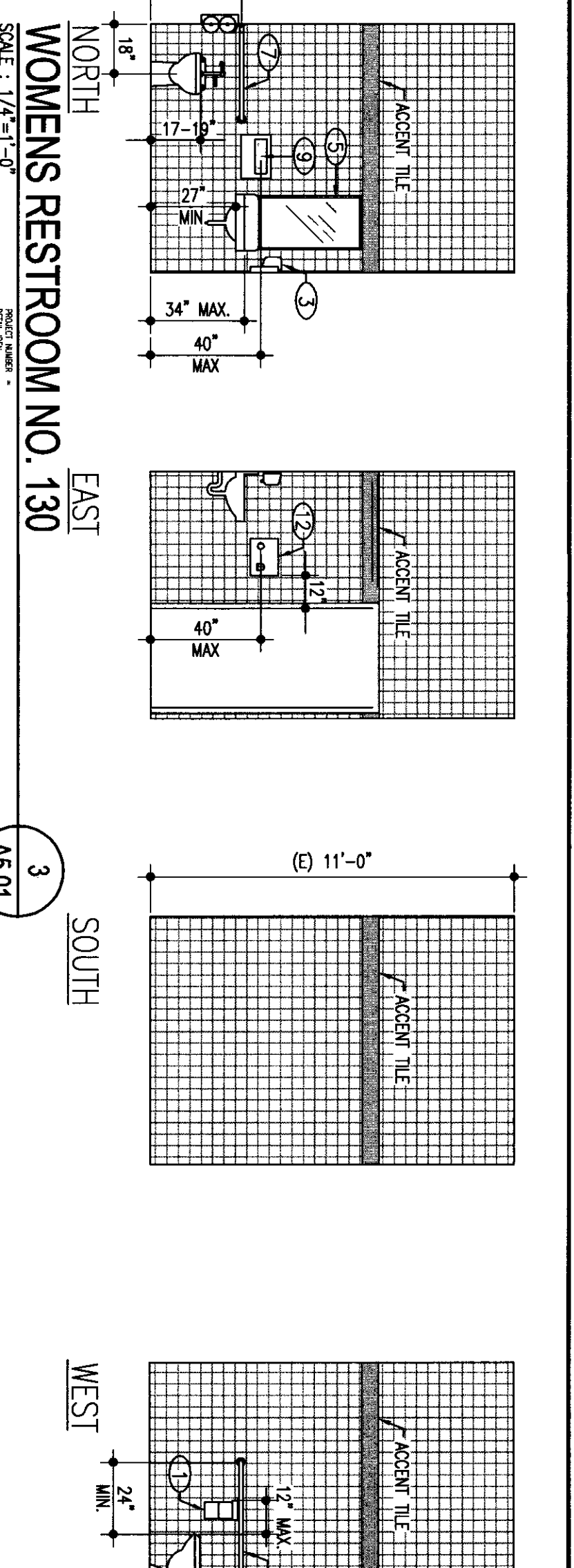
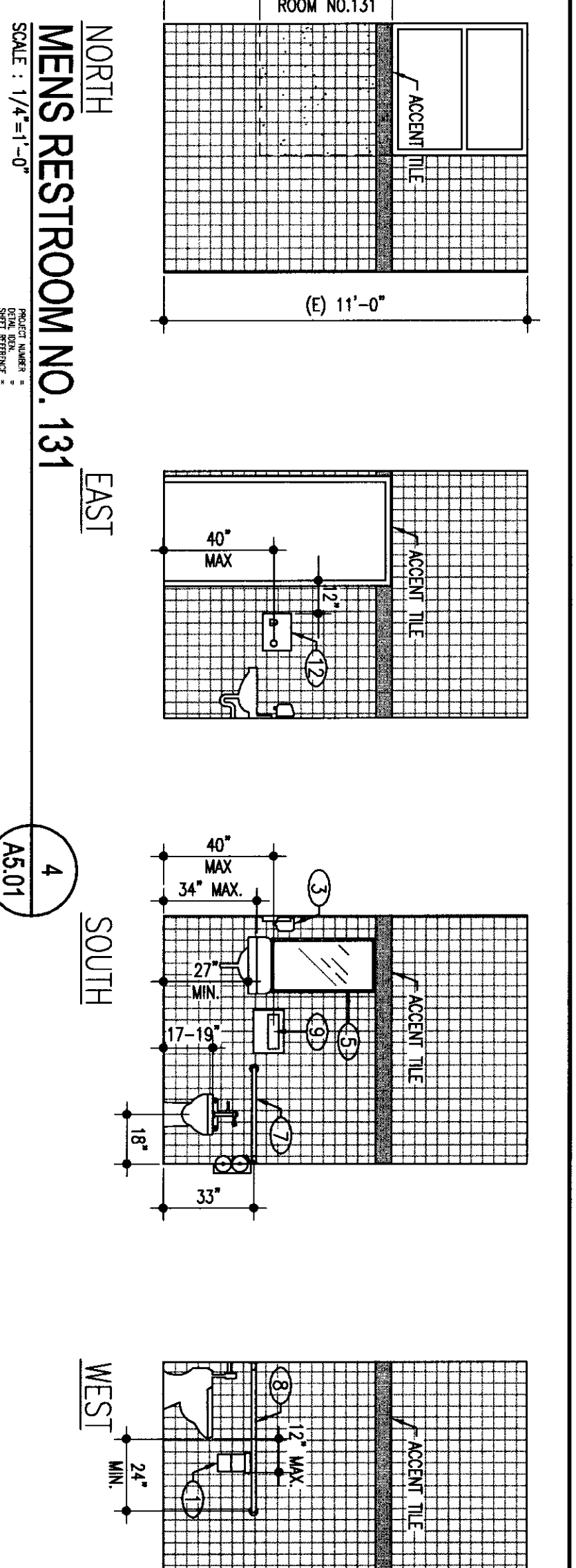
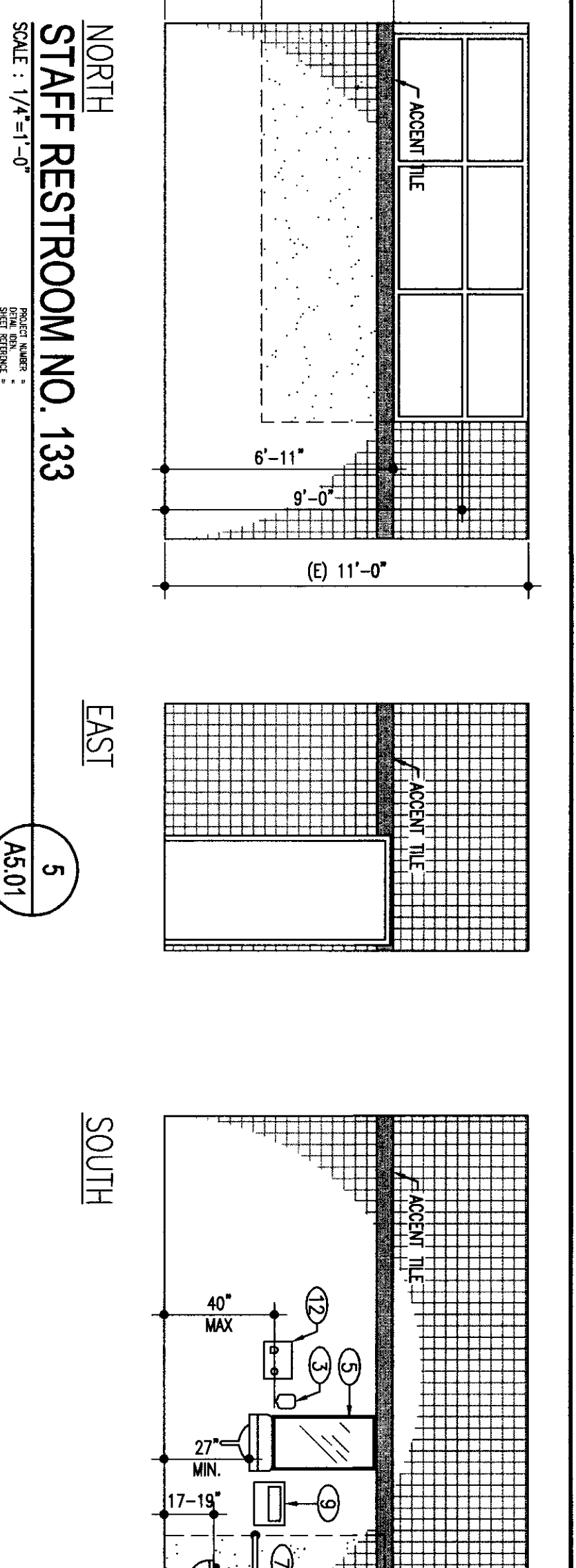
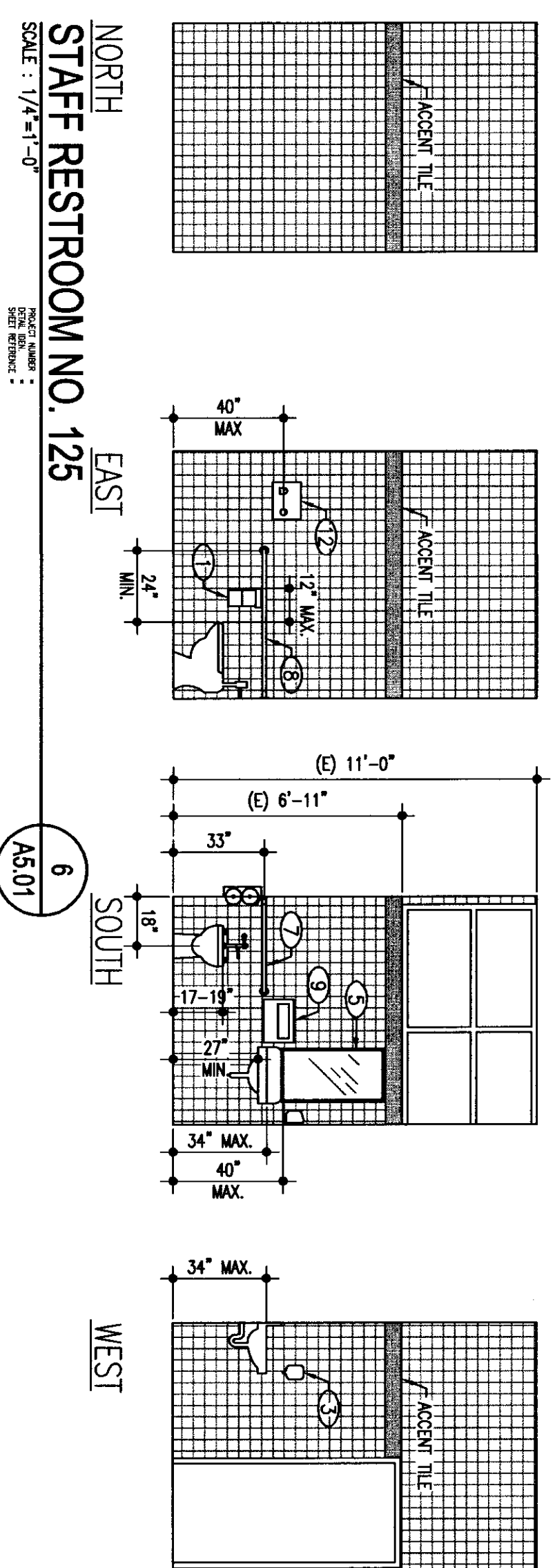
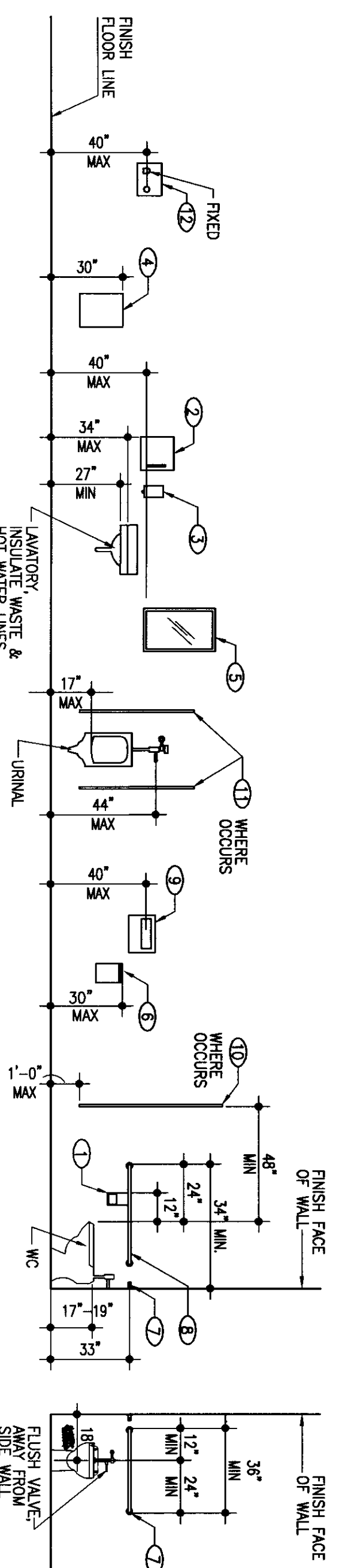
**EXTERIOR BUILDING
ELEVATIONS**

1894
A3.02
1-28-2010

SYM	DESCRIPTION	REMARK
1	TOILET DISPENSER	UNFINISHED
2	TOILET TOWER DISPENSER	SURFACE MOUNTED
3	SOAP DISPENSER	SURFACE MOUNTED
4	TOILET PAPER DISPENSER	SURFACE MOUNTED
5	WIPERS (18 X 36)	SURFACE MOUNTED
6	WIPERS (18 X 36)	SURFACE MOUNTED
7	GRAB BAR 3'-0" LONG	SURFACE MOUNTED (SEE 6/6.0.3 FOR ANCHORAGE)
8	GRAB BAR 3'-0" LONG	SURFACE MOUNTED (SEE 6/6.0.3 FOR ANCHORAGE)
9	TOILET SEAT COVER DISPENSER	SURFACE MOUNTED
10	URINAL SCREEN	(SEE 6/6.0.3 FOR ANCHORAGE)
11	HAND DRYER	SURFACE MOUNTED

TOILET CENTER LINE FROM WALL	ADULT * ELEMENTARY	KINDERGARTEN
TOILET SEAT HEIGHT	18" - 19"	15"
GRAB BAR HEIGHT	33"	27"
TOILET PAPER IN FRONT OF TOILET	12" MAX	6" MAX
WIPERS OR WIPER DISPENSER IN FRONT OF TOILET	12" MAX	6" MAX
WIPERS OR WIPER DISPENSER OR WIPER	40" MAX	32" MAX
TOILET SEAT COVER DISPENSER	27" MIN.	19" MIN.
URINAL FLUSH HEIGHT	27" MAX.	19" MAX.
URINAL FLUSH HANDLE HEIGHT	44" MAX.	32" MAX.
URINAL SCREEN	36" MAX.	30" MAX.
DRINKING FOUNTAIN KNEE CLEARANCE	27" MIN.	24" MIN.


(ADULT * AGE 12 & OVER)



HEADQUARTERS OFFICE:
 41 South Main Street
 Pasadena, California 91101
 Telephone: 626.799.1100
 Email: info@flewellingoodys.com

AMBLER WALLEY OFFICE:
 10000 Wilshire Blvd.
 Suite 1000
 Los Angeles, California 90024
 Telephone: 310.206.1828
 Email: info@amblervalley.com

An Engineering-Related Corporation



DESIGNED BY: SI
 CHECKED BY: DL/CB
 PROJECT NO.: 1894
 NO. DATE: 1/28/17

IDENTIFICATION STAMP
 DIV. OF THE STATE ARCHITECT
 APPROVED 1/28/17
 DATE: 1/28/17

**MODERNIZATION PROJECT AT
 EVERGREEN ELEMENTARY SCHOOL**
 2800 ROSE WARE DRIVE
 BAKERSFIELD, CA 93304

BAKERSFIELD CITY SCHOOL DISTRICT

**RESTROOMS :
 INTERIOR ELEVATIONS**

1894
 A5.01
 1-26-2010

INTERIOR FINISH SCHEDULE

INTERIOR FINISH SCHEDULE

LEGEND

Legend table with columns: ENGLISH FLOORING, PAINTING, ROOM NUMBER, ROOM NAME, FLOOR, BASE, WALLS, CEILING, METAL DOOR, WOOD DOOR, MILLWORK, CABINET, DOOR FRAME, REMARKS.

Interior finish schedule for Building 'A'. Rooms include: 101 KINDERGARTEN K-1, 102 INSTRUCTOR ROOM, 103 VESTIBULE, 104 GIRLS, 105 BOYS, 106 KINDERGARTEN K-2, 107 TEACHER'S LOUNGE, 120 OFFICE, 121 ADMINISTRATION, 122 NURSE, 123 PRINCIPAL, 124 TEACHER'S LOUNGE, 125 SHIRT TOILET, 126 TOILET, 127 LIBRARY / VISUAL, 128 STORAGE, 129 CLOSET, 130 WOMEN'S TOILET, 131 MEN'S TOILET.

Interior finish schedule for Building 'B'. Rooms include: 103 CLASSROOM, 104 CLASSROOM, 105 CLASSROOM, 106 CLASSROOM, 107 CLASSROOM, 108 CLASSROOM, 109 CLASSROOM, 110 CLASSROOM, 111 CLASSROOM, 112 CLASSROOM, 113 CLASSROOM, 114 CLASSROOM, 115 CLASSROOM, 116 CLASSROOM, 117 CLASSROOM, 118 CLASSROOM, 119 CLASSROOM, 120 CLASSROOM, 121 CLASSROOM, 122 CLASSROOM, 123 CLASSROOM, 124 CLASSROOM, 125 CLASSROOM, 126 CLASSROOM, 127 CLASSROOM, 128 CLASSROOM, 129 CLASSROOM, 130 CLASSROOM, 131 CLASSROOM.

Interior finish schedule for Building 'C'. Rooms include: 103 CLASSROOM, 104 CLASSROOM, 105 CLASSROOM, 106 CLASSROOM, 107 CLASSROOM, 108 CLASSROOM, 109 CLASSROOM, 110 CLASSROOM, 111 CLASSROOM, 112 CLASSROOM, 113 CLASSROOM, 114 CLASSROOM, 115 CLASSROOM, 116 CLASSROOM, 117 CLASSROOM, 118 CLASSROOM, 119 CLASSROOM, 120 CLASSROOM, 121 CLASSROOM, 122 CLASSROOM, 123 CLASSROOM, 124 CLASSROOM, 125 CLASSROOM, 126 CLASSROOM, 127 CLASSROOM, 128 CLASSROOM, 129 CLASSROOM, 130 CLASSROOM, 131 CLASSROOM.


Interior finish schedule for Building 'D'. Rooms include: 103 CLASSROOM, 104 CLASSROOM, 105 CLASSROOM, 106 CLASSROOM, 107 CLASSROOM, 108 CLASSROOM, 109 CLASSROOM, 110 CLASSROOM, 111 CLASSROOM, 112 CLASSROOM, 113 CLASSROOM, 114 CLASSROOM, 115 CLASSROOM, 116 CLASSROOM, 117 CLASSROOM, 118 CLASSROOM, 119 CLASSROOM, 120 CLASSROOM, 121 CLASSROOM, 122 CLASSROOM, 123 CLASSROOM, 124 CLASSROOM, 125 CLASSROOM, 126 CLASSROOM, 127 CLASSROOM, 128 CLASSROOM, 129 CLASSROOM, 130 CLASSROOM, 131 CLASSROOM.

Interior finish schedule for Building 'E'. Rooms include: 103 CLASSROOM, 104 CLASSROOM, 105 CLASSROOM, 106 CLASSROOM, 107 CLASSROOM, 108 CLASSROOM, 109 CLASSROOM, 110 CLASSROOM, 111 CLASSROOM, 112 CLASSROOM, 113 CLASSROOM, 114 CLASSROOM, 115 CLASSROOM, 116 CLASSROOM, 117 CLASSROOM, 118 CLASSROOM, 119 CLASSROOM, 120 CLASSROOM, 121 CLASSROOM, 122 CLASSROOM, 123 CLASSROOM, 124 CLASSROOM, 125 CLASSROOM, 126 CLASSROOM, 127 CLASSROOM, 128 CLASSROOM, 129 CLASSROOM, 130 CLASSROOM, 131 CLASSROOM.

Interior finish schedule for Building 'F'. Rooms include: 103 CLASSROOM, 104 CLASSROOM, 105 CLASSROOM, 106 CLASSROOM, 107 CLASSROOM, 108 CLASSROOM, 109 CLASSROOM, 110 CLASSROOM, 111 CLASSROOM, 112 CLASSROOM, 113 CLASSROOM, 114 CLASSROOM, 115 CLASSROOM, 116 CLASSROOM, 117 CLASSROOM, 118 CLASSROOM, 119 CLASSROOM, 120 CLASSROOM, 121 CLASSROOM, 122 CLASSROOM, 123 CLASSROOM, 124 CLASSROOM, 125 CLASSROOM, 126 CLASSROOM, 127 CLASSROOM, 128 CLASSROOM, 129 CLASSROOM, 130 CLASSROOM, 131 CLASSROOM.

GENERAL NOTES, ABBREVIATIONS, REMARKS, and project information including Agency, Date, and Project Name: MODERNIZATION PROJECT AT EVERGREEN ELEMENTARY SCHOOL.

Logo for FLEW ELLING & MOODY architects education, and project title: INTERIOR FINISH SCHEDULE A8.01.




FLEWELLING & MOODY
architects & education

HEADQUARTERS OFFICE:
1100 Broadway, Suite 1000
San Francisco, California 94103
Tel: 415.774.1111
Fax: 415.774.1112
Email: info@flemw.com

ALTAIR WALKER OFFICE:
1000 California Street
Oakland, California 94612
Tel: 510.862.7171
Fax: 510.862.7172
Email: alwalker@flemw.com

An Employee-Owned Corporation



CONSULTANT

PROJECT:
MODERNIZATION PROJECT AT
EVERGREEN ELEMENTARY SCHOOL
2800 ROSE MARE DRIVE
BAKERSFIELD, CA 93304

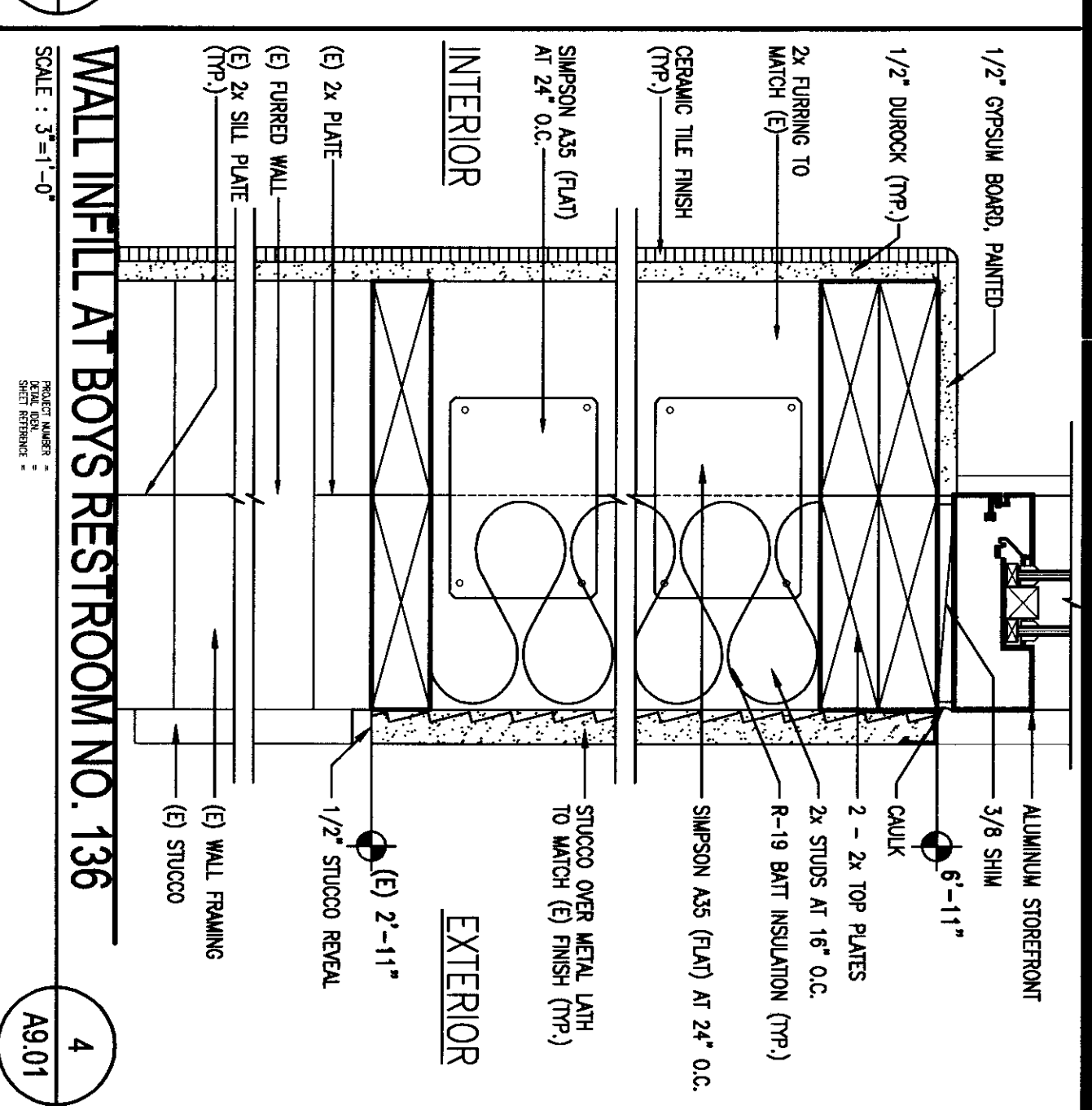
DATE: **MAR 13 2010**

APPROVED BY: **AL WALKER**
DATE: **MAR 13 2010**

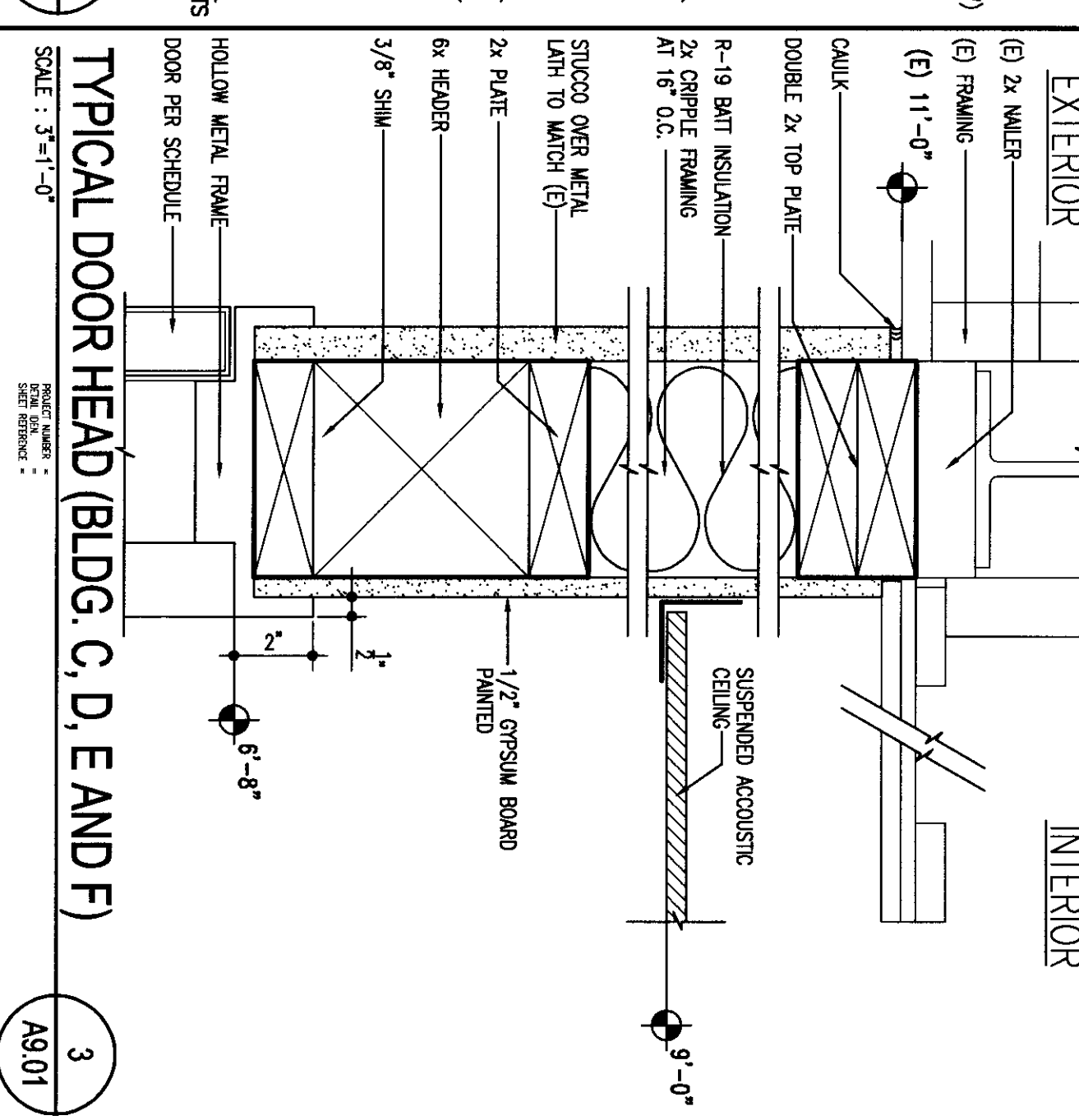
DESIGNATION: **SEAL**
DIV: **STRUCTURAL**
AC: **112817**
EXPIRES: **03/31/12**

Drawn by: **SI**
Checked by: **CB/DL**
Reviewed by: **SI**

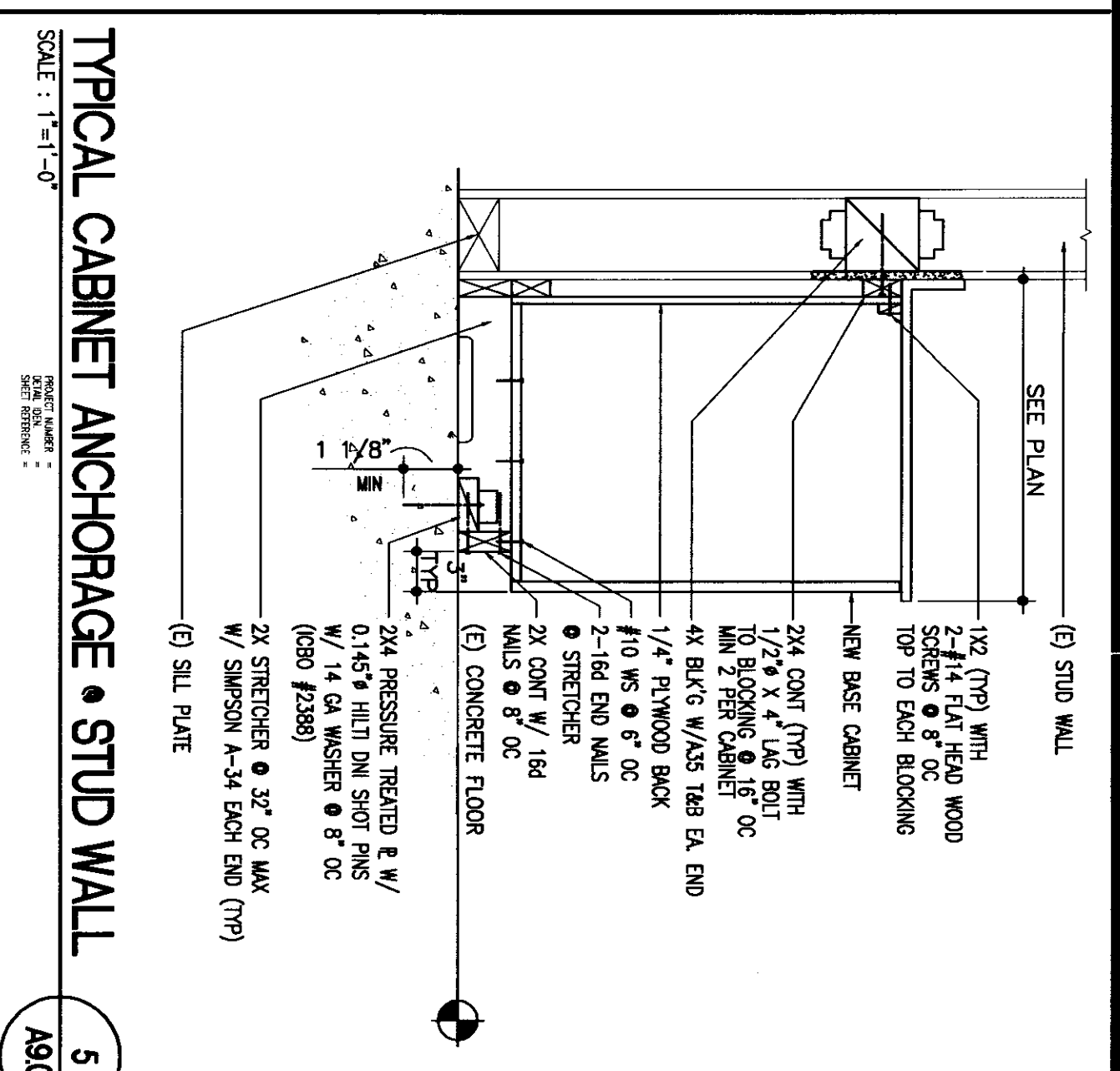
Scale: _____
No. _____
Description: _____



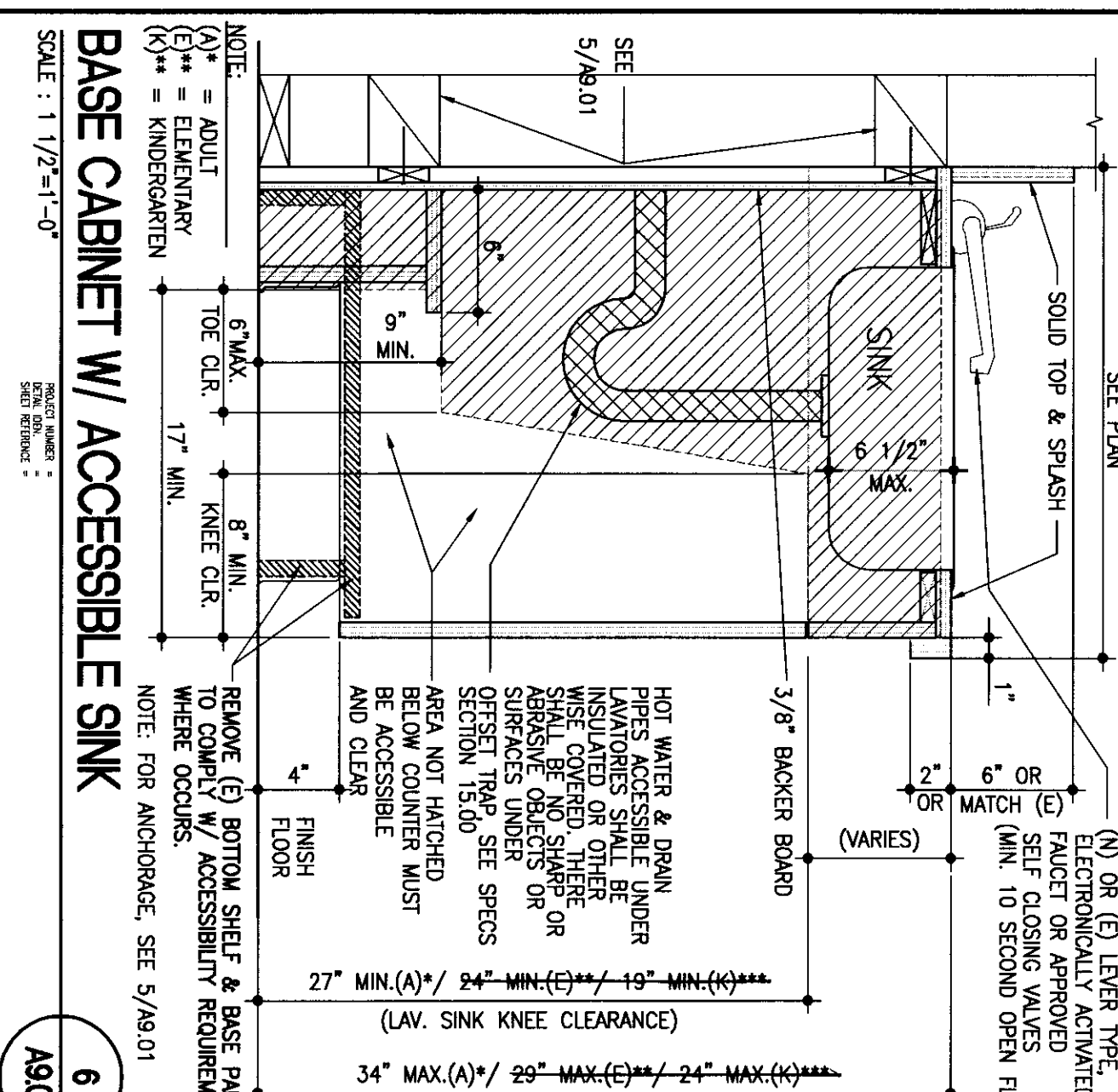
4 WALL INFILL AT BOYS RESTROOM NO. 136
SCALE: 3/4"=1'-0"



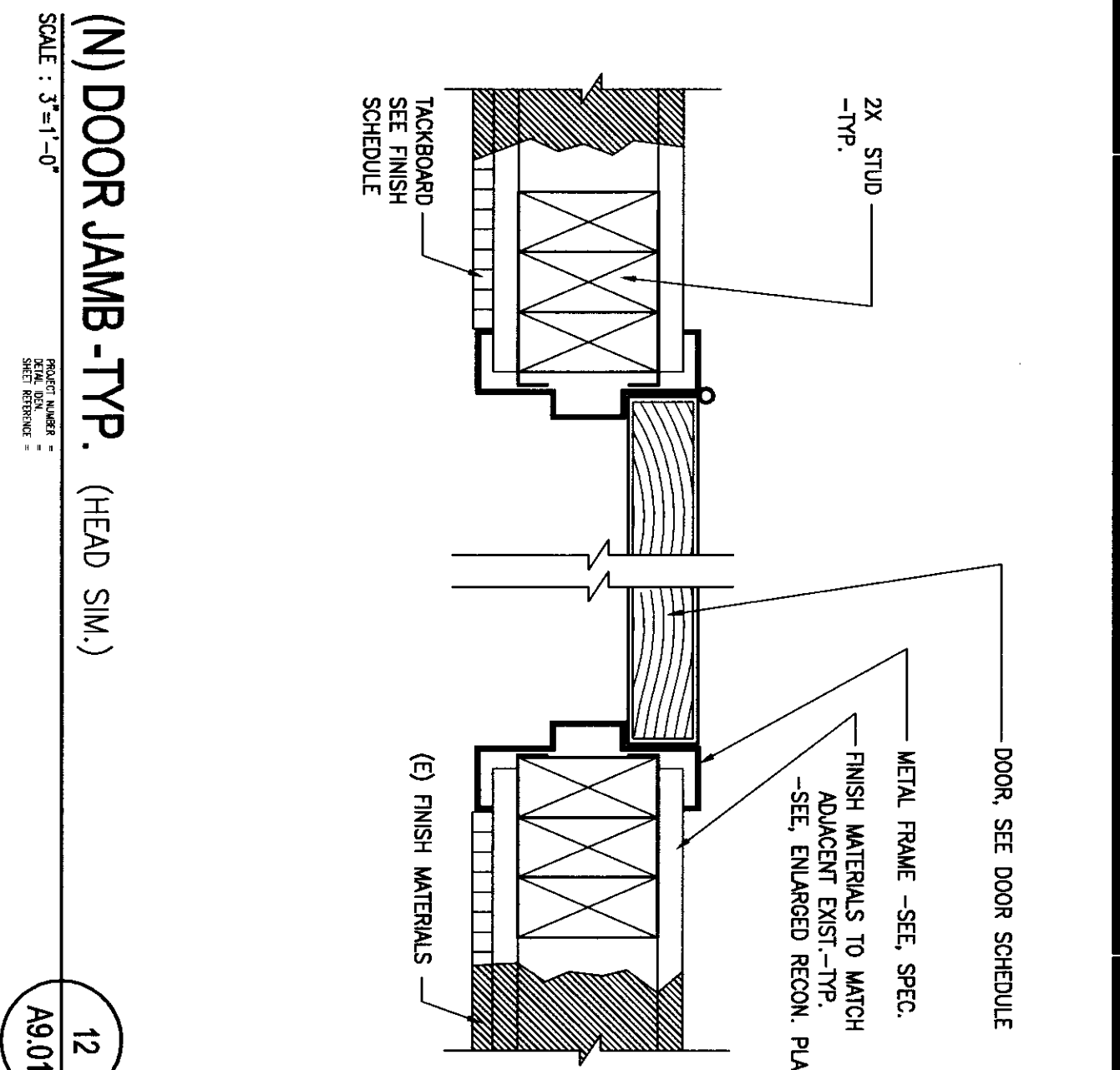
2 TYPICAL EXTERIOR DOOR JAMB
AT NORTH WALL (BLDG. C, D, E AND F)
SCALE: 3/4"=1'-0"



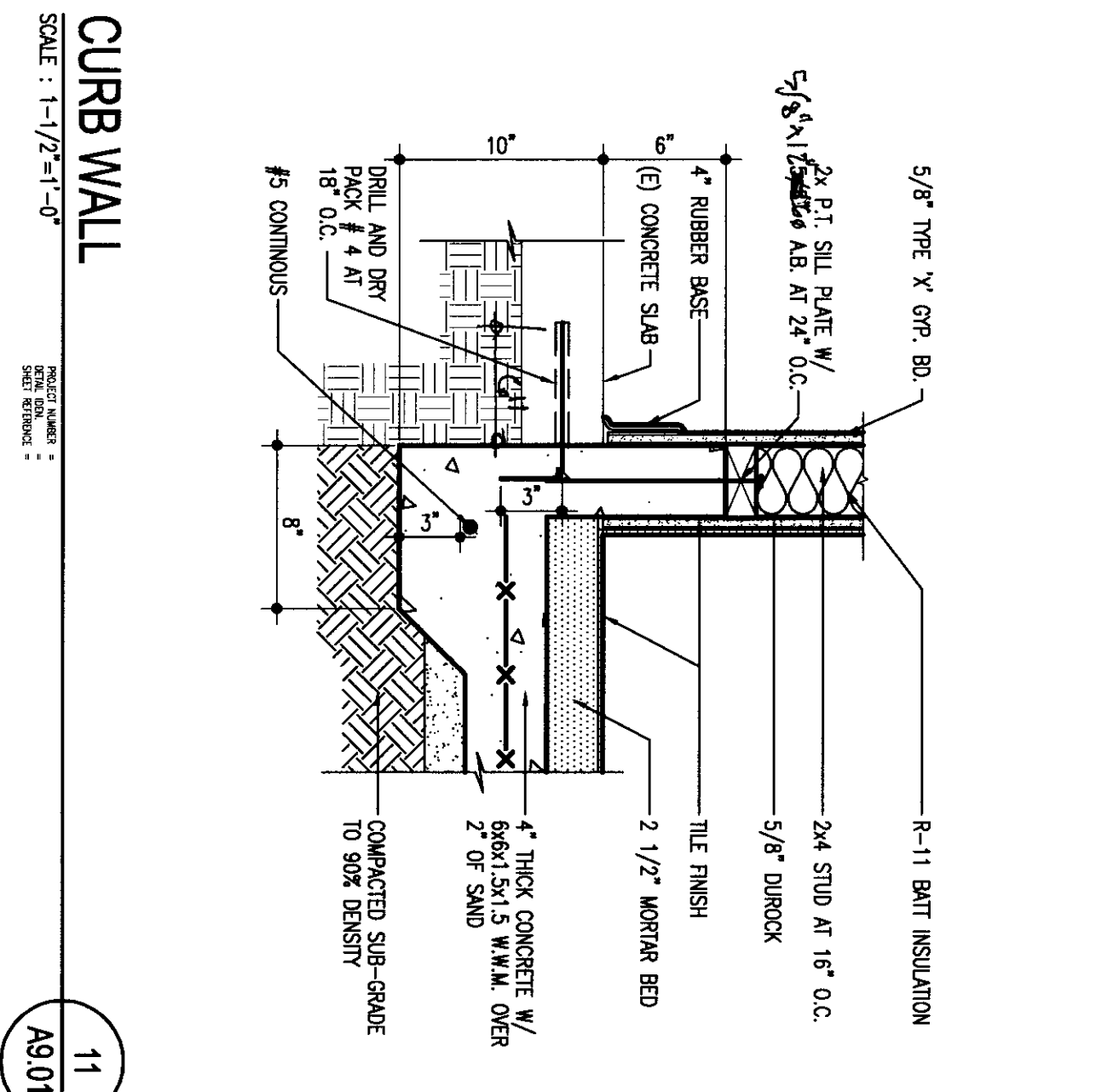
5 TYPICAL CABINET ANCHORAGE • STUD WALL
SCALE: 1/4"=1'-0"



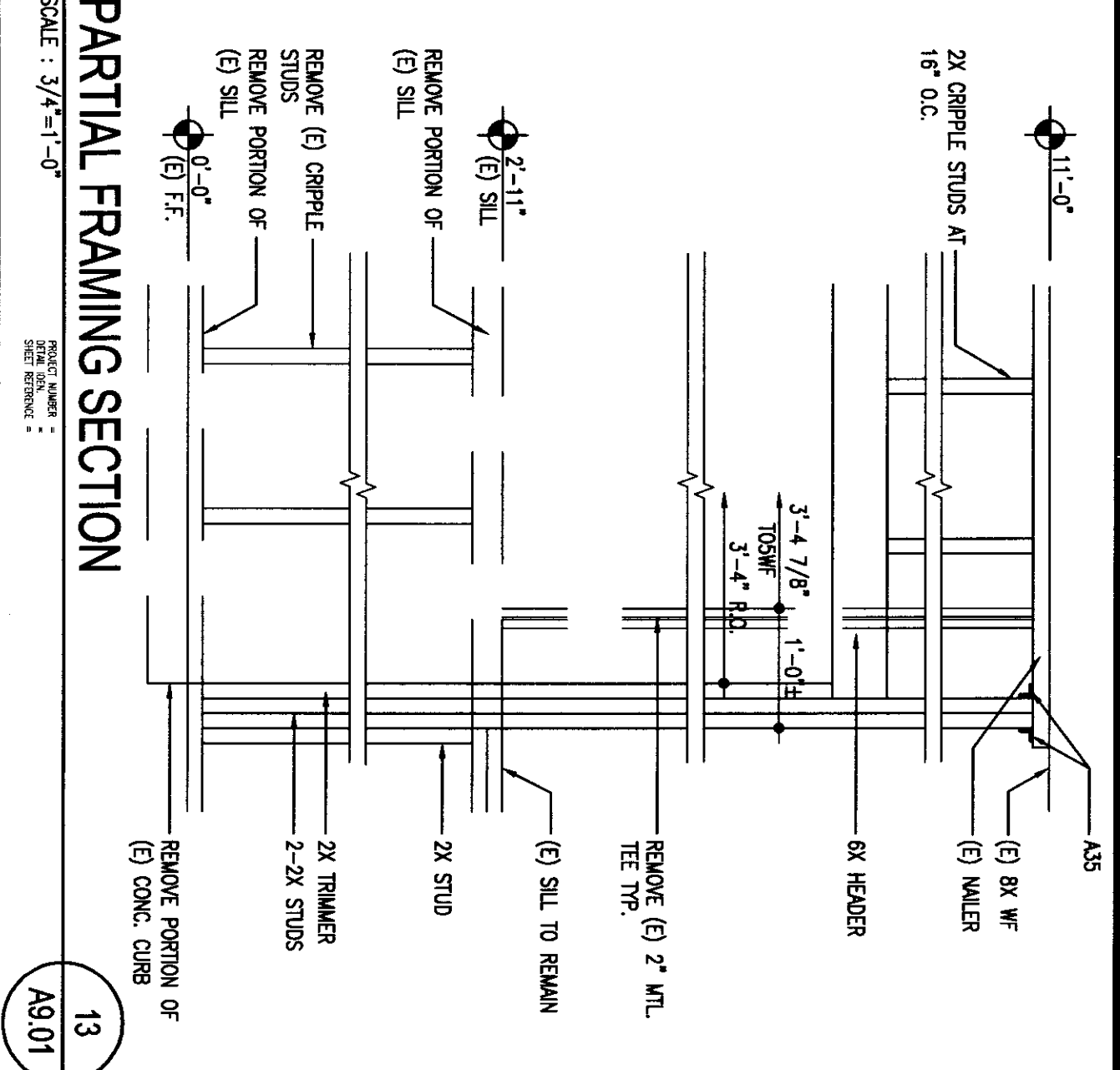
6 BASE CABINET W/ ACCESSIBLE SINK
SCALE: 1/4"=1'-0"



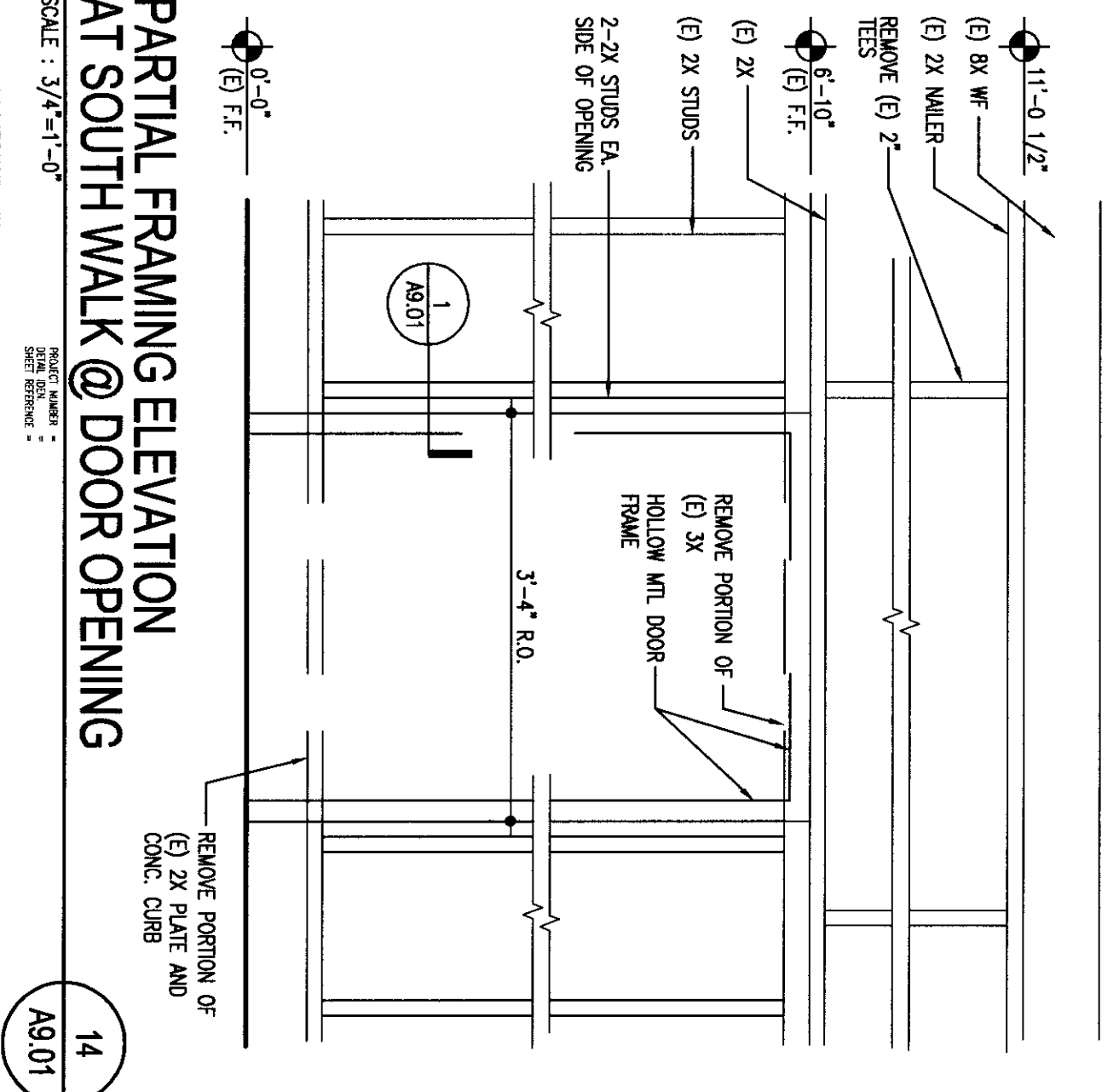
12 (N) DOOR JAMB - TYP. (HEAD SIM.)
SCALE: 3/4"=1'-0"



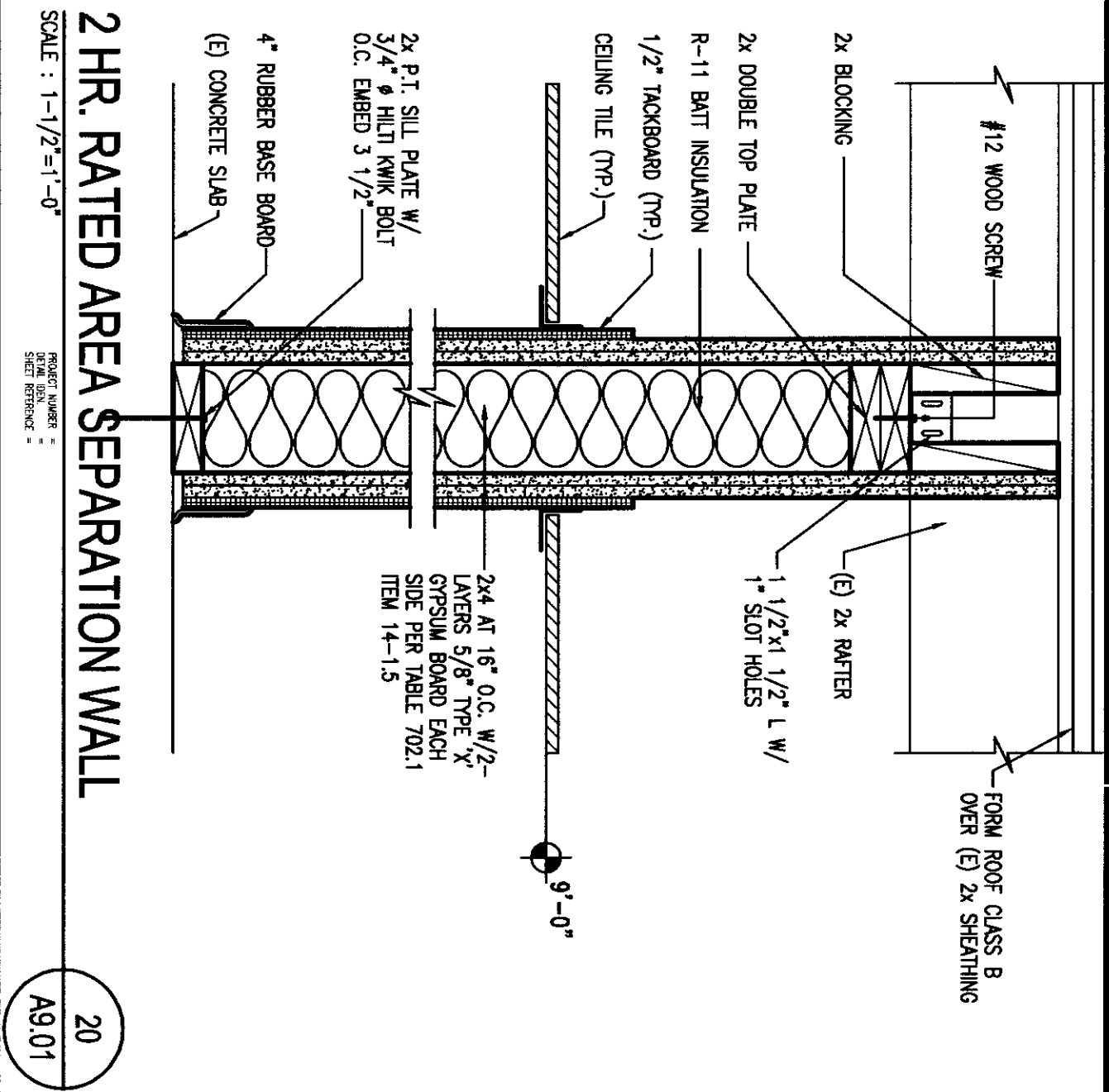
11 CURB WALL
SCALE: 1/4"=1'-0"



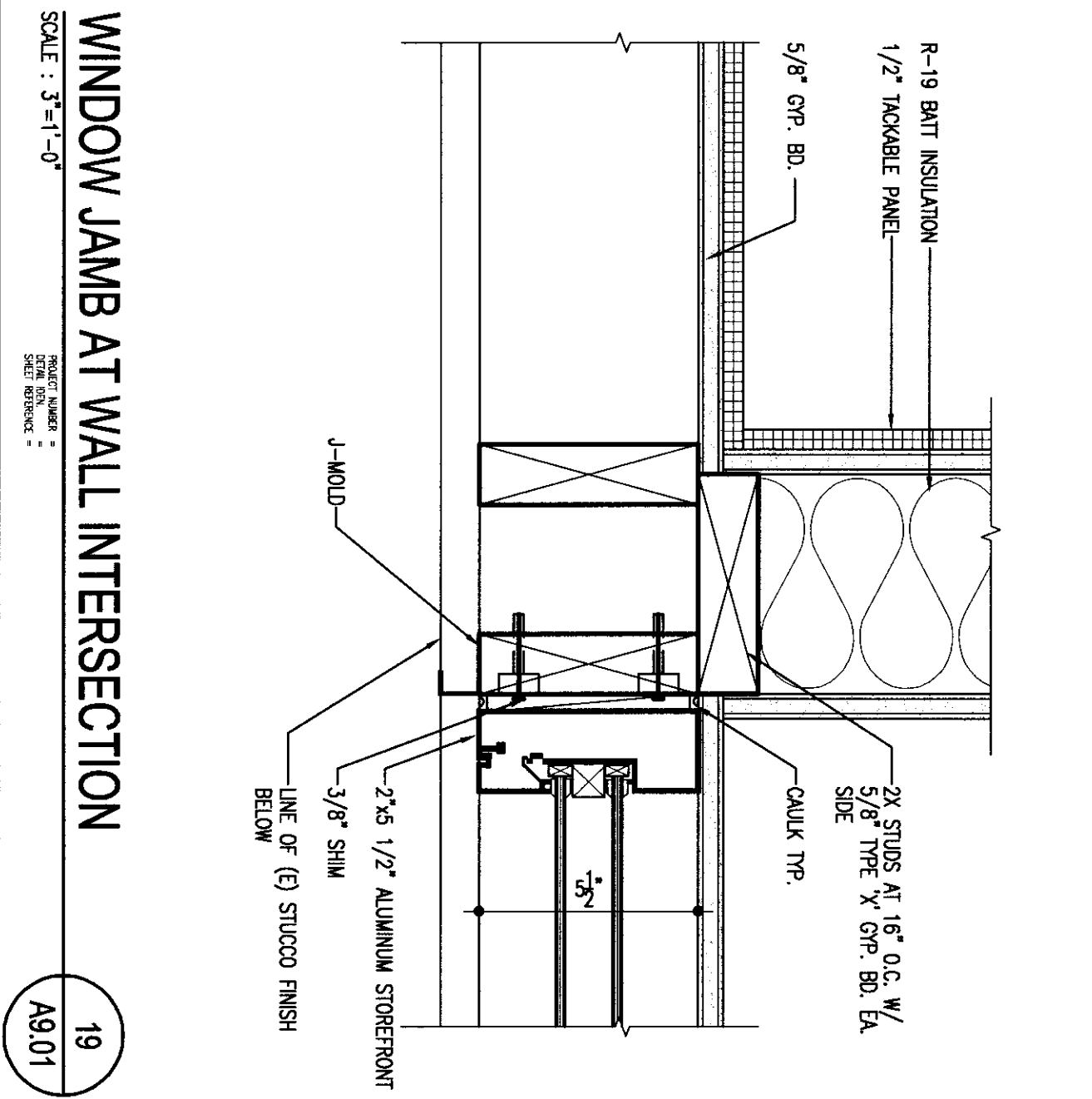
13 PARTIAL FRAMING SECTION
SCALE: 3/4"=1'-0"



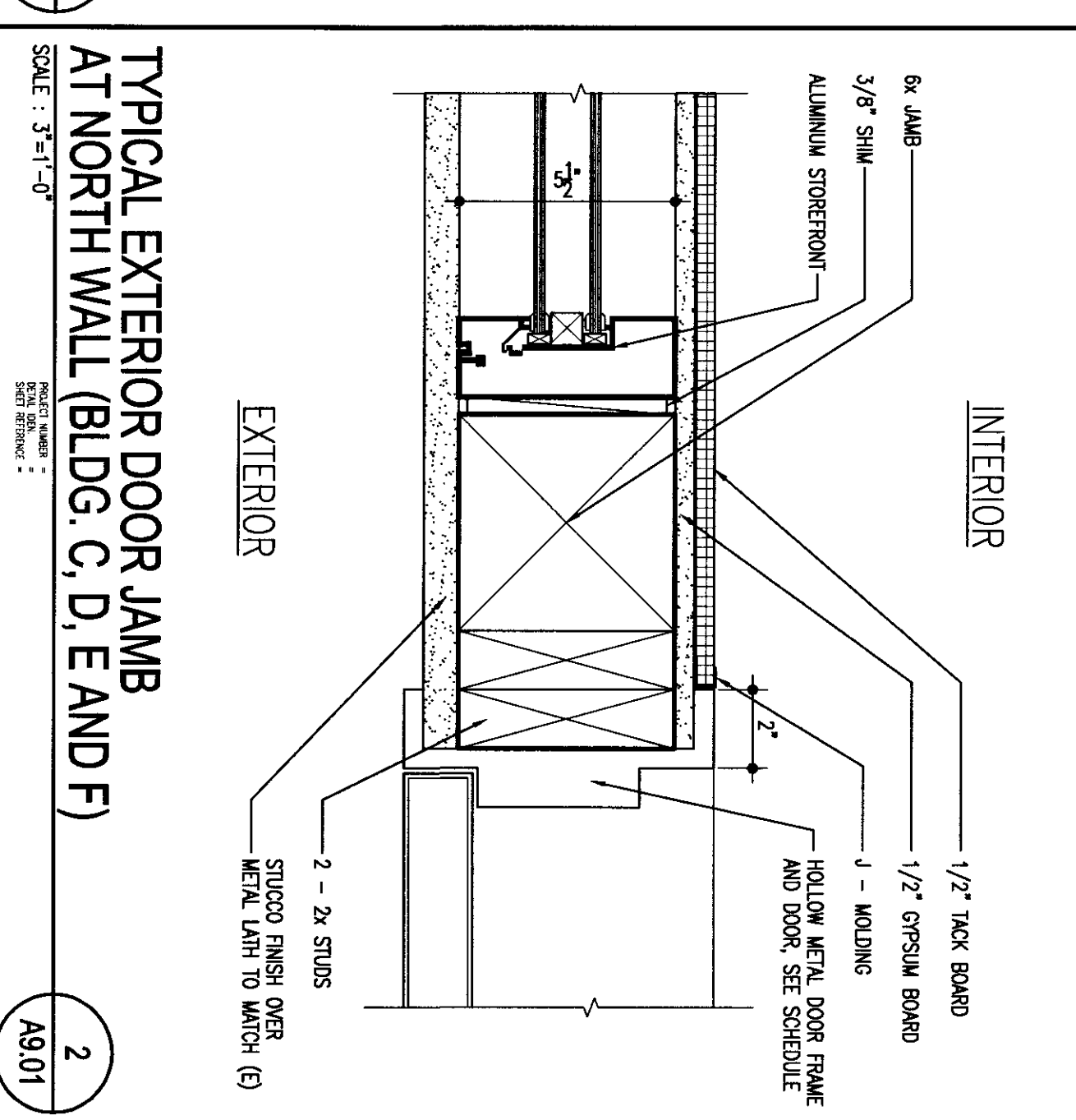
14 PARTIAL FRAMING ELEVATION
AT SOUTH WALK @ DOOR OPENING
SCALE: 3/4"=1'-0"



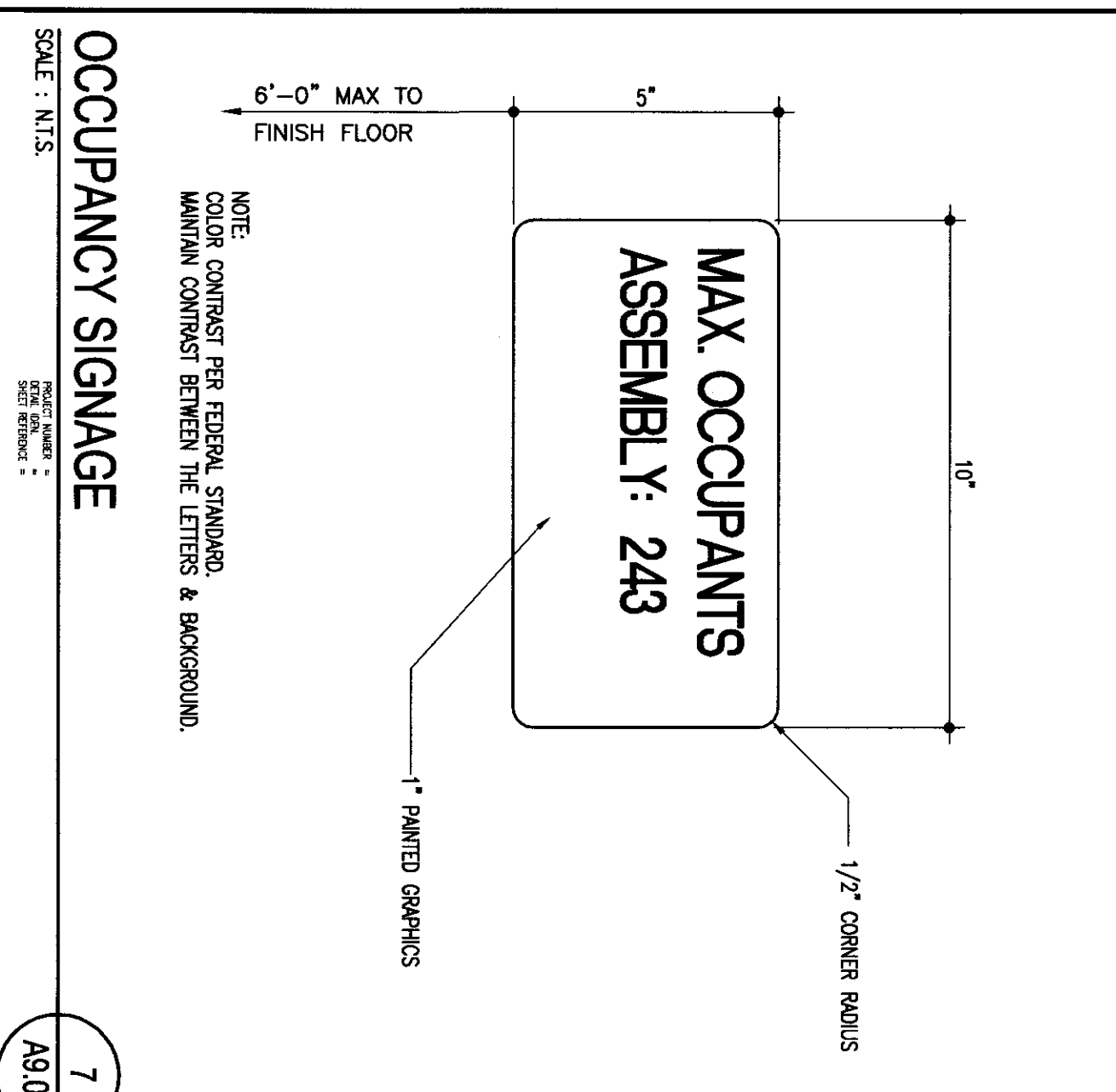
20 2 HR. RATED AREA SEPARATION WALL
SCALE: 1-1/2"=1'-0"



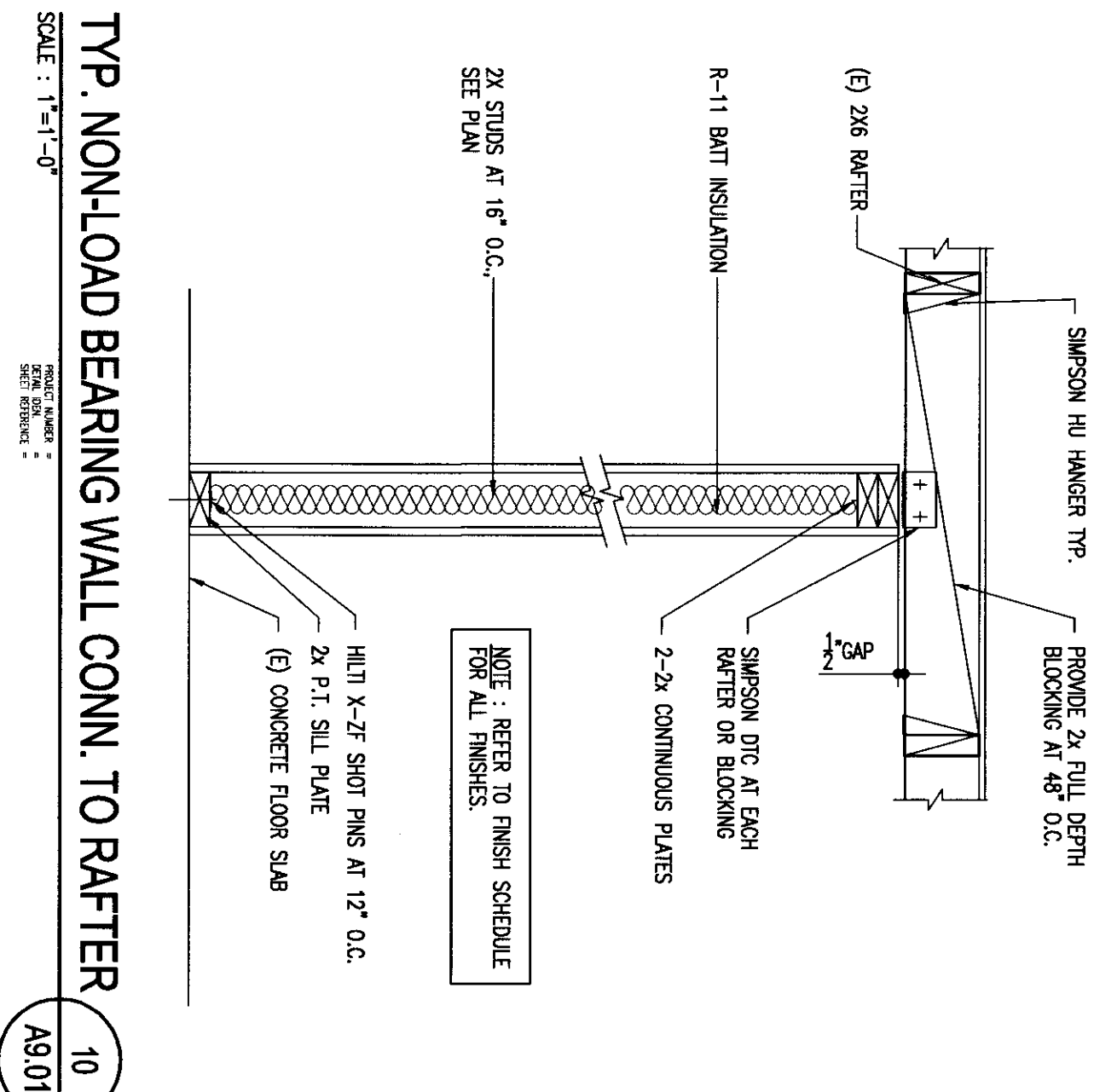
19 WINDOW JAMB AT WALL INTERSECTION
SCALE: 3/4"=1'-0"



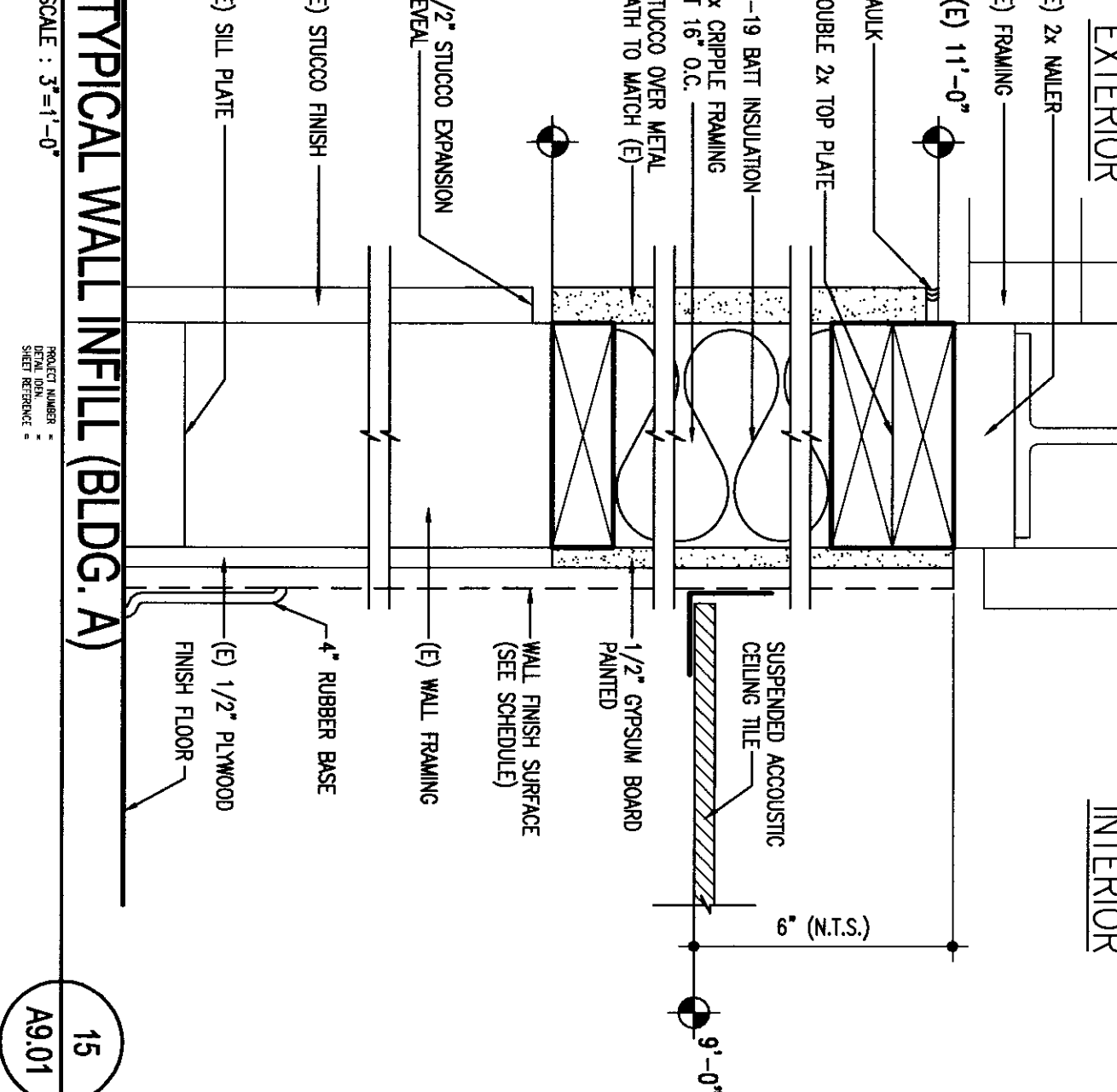
2 TYPICAL EXTERIOR DOOR JAMB
AT NORTH WALL (BLDG. C, D, E AND F)
SCALE: 3/4"=1'-0"



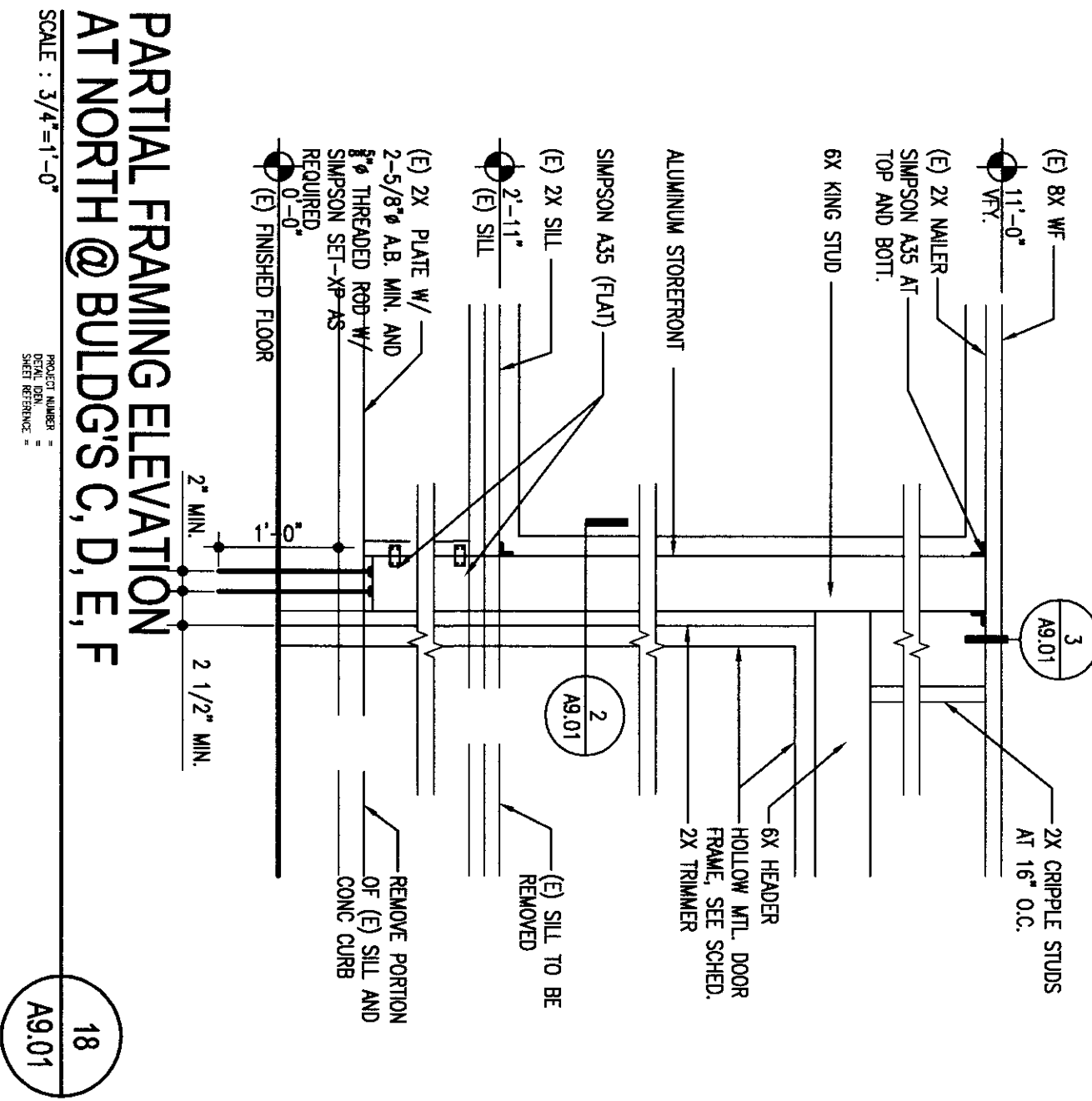
7 OCCUPANCY SIGNAGE
SCALE: N.T.S.



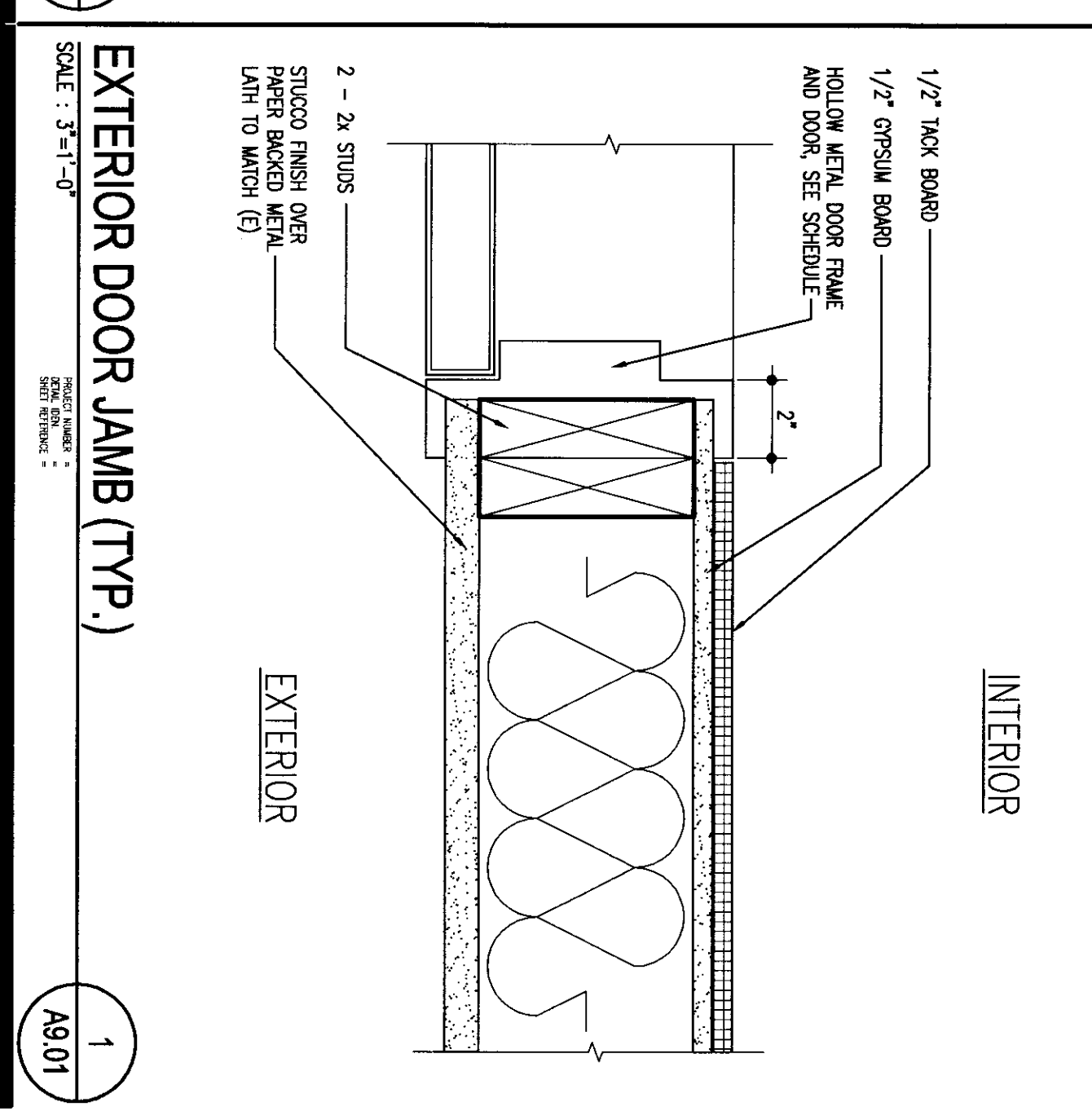
10 TYP. NON-LOAD BEARING WALL CONN. TO RAFTER
SCALE: 1/4"=1'-0"



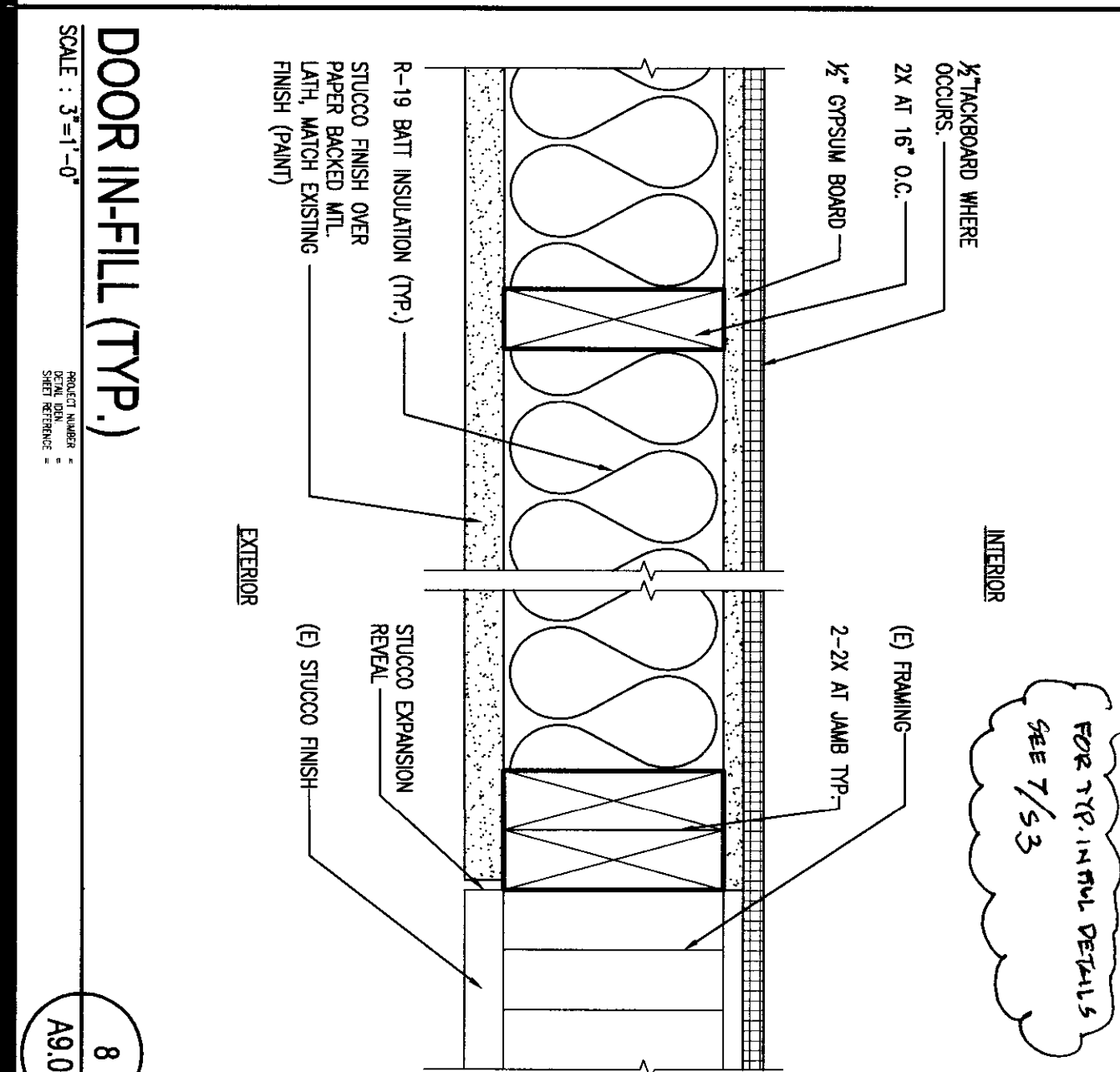
15 TYPICAL WALL INFILL (BLDG. A)
SCALE: 3/4"=1'-0"



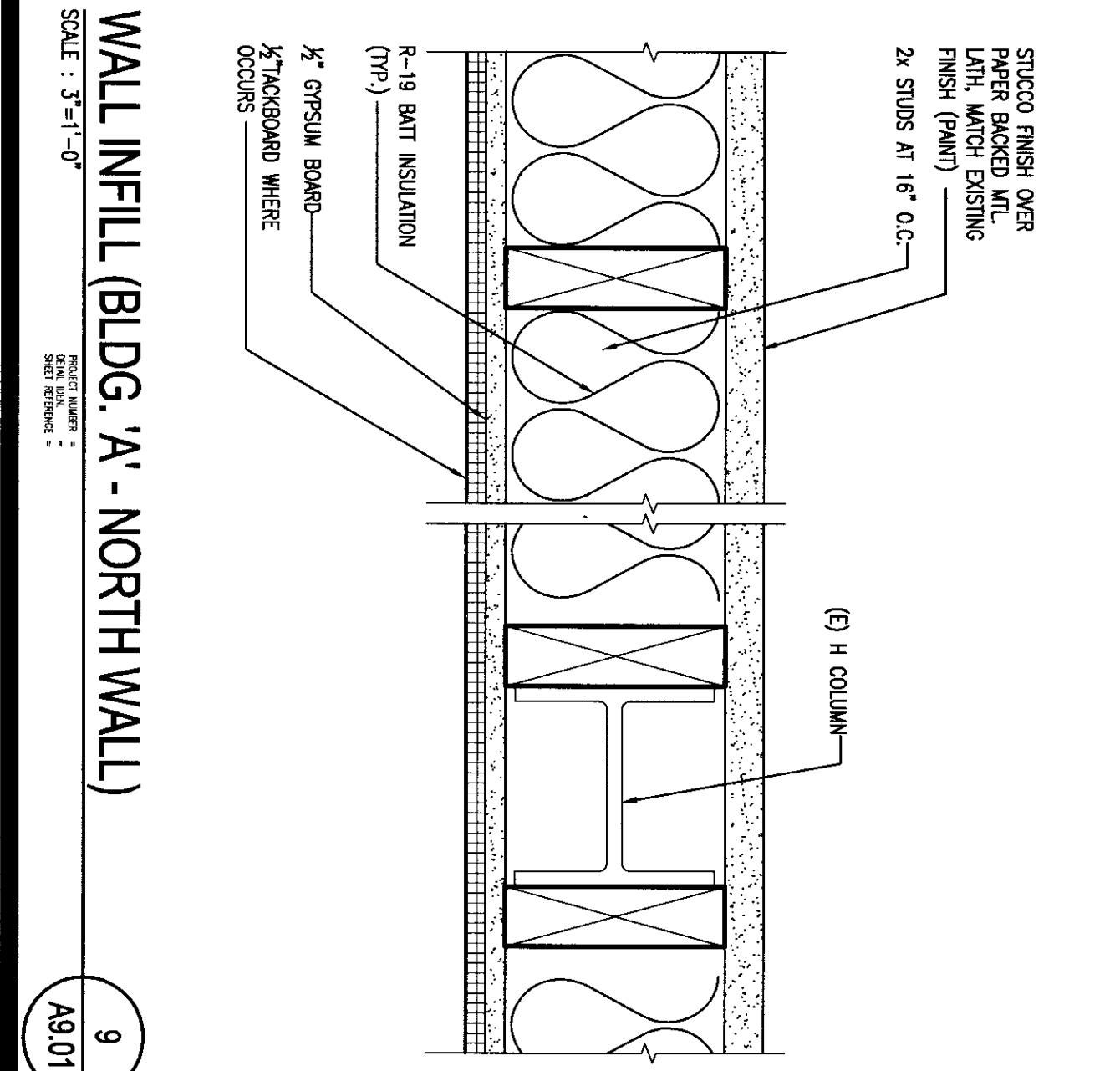
18 PARTIAL FRAMING ELEVATION
AT NORTH @ BLDGS. C, D, E, F
SCALE: 3/4"=1'-0"



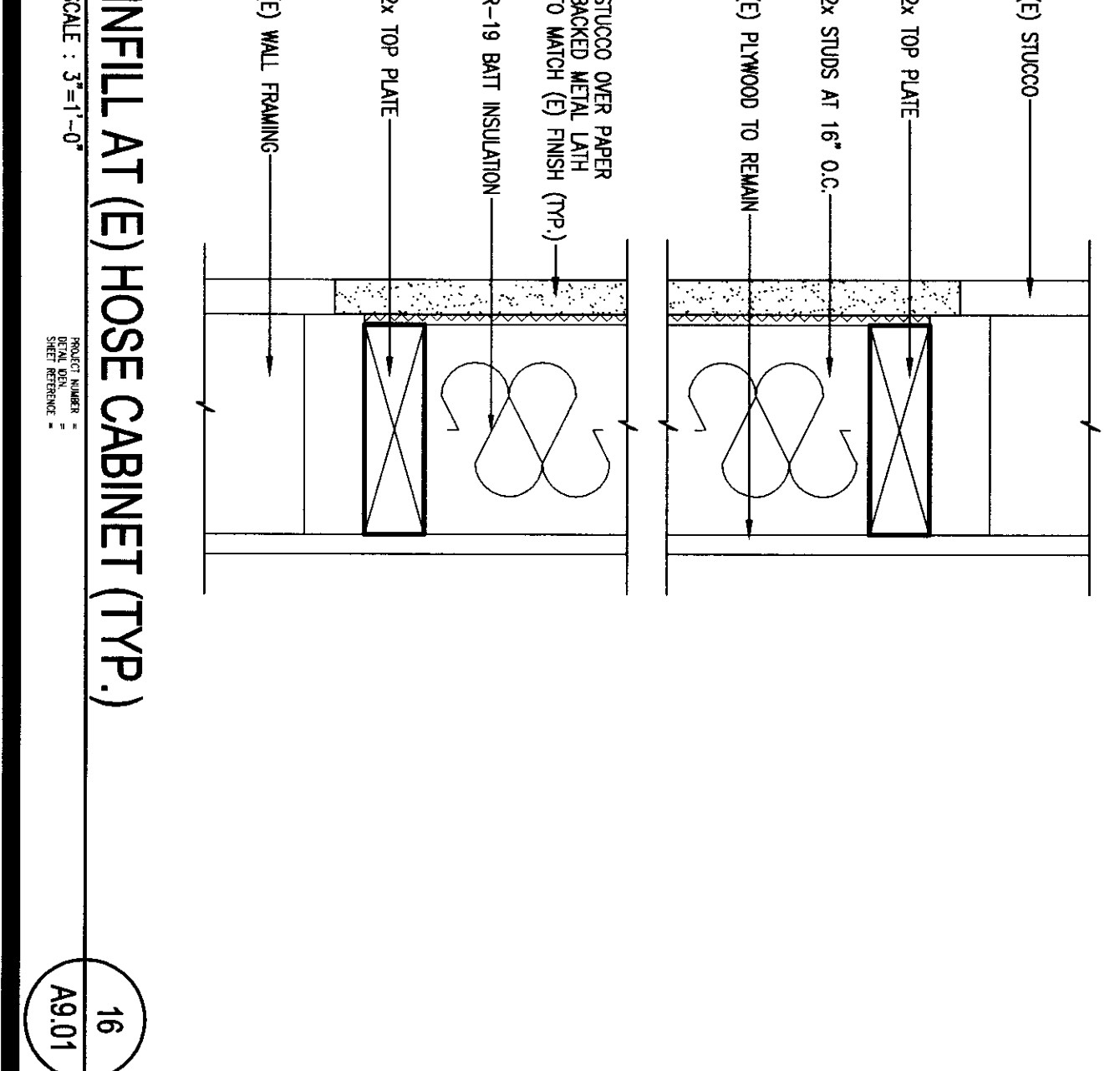
1 EXTERIOR DOOR JAMB (TYP.)
SCALE: 3/4"=1'-0"



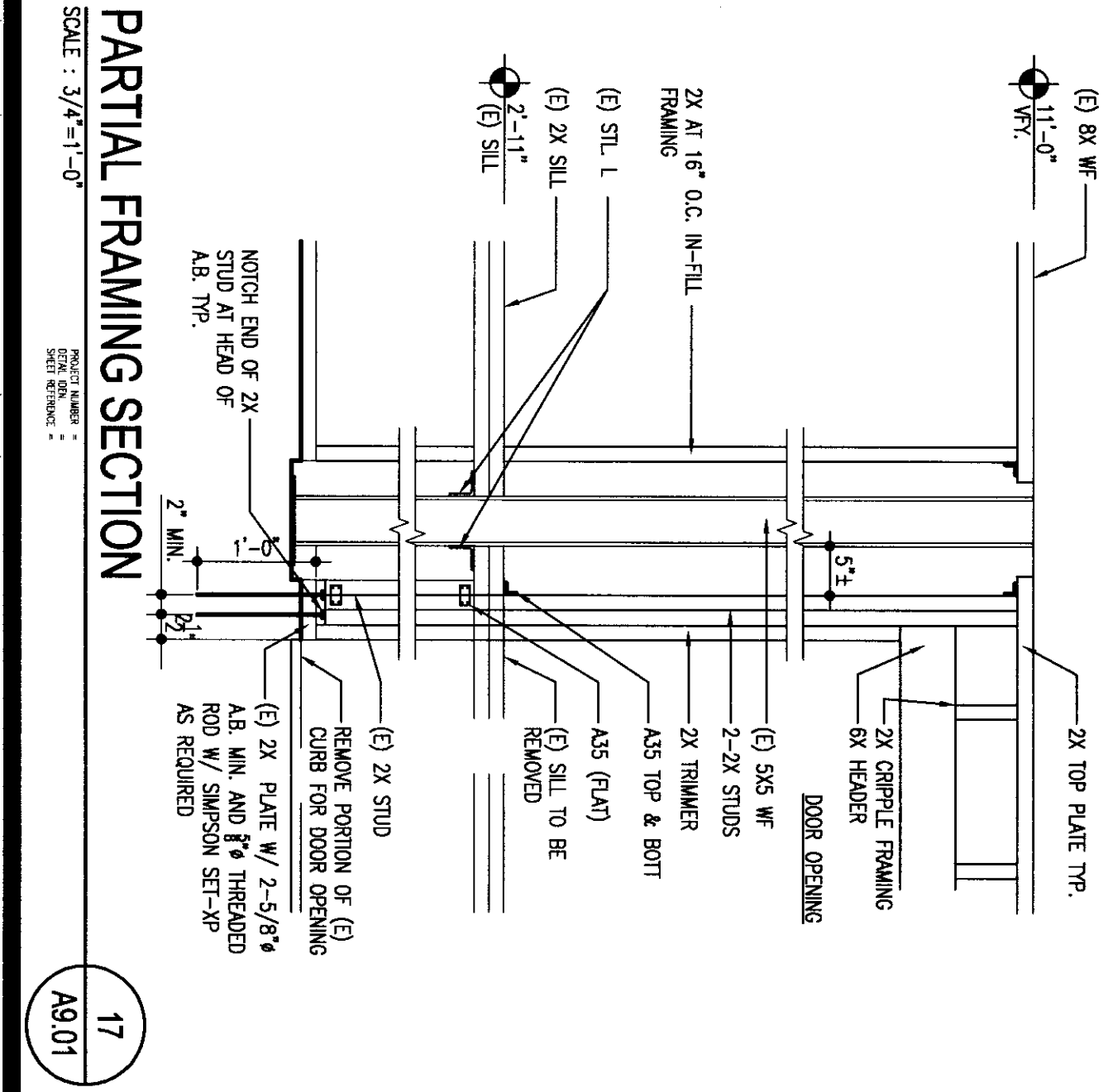
8 DOOR INFILL (TYP.)
SCALE: 3/4"=1'-0"



9 WALL INFILL (BLDG. A - NORTH WALL)
SCALE: 3/4"=1'-0"




16 INFILL AT (E) HOSE CABINET (TYP.)
SCALE: 3/4"=1'-0"



17 PARTIAL FRAMING SECTION
SCALE: 3/4"=1'-0"

1894
1-26-2010
A9.01




FLEWELLING & MOODY
architects for education

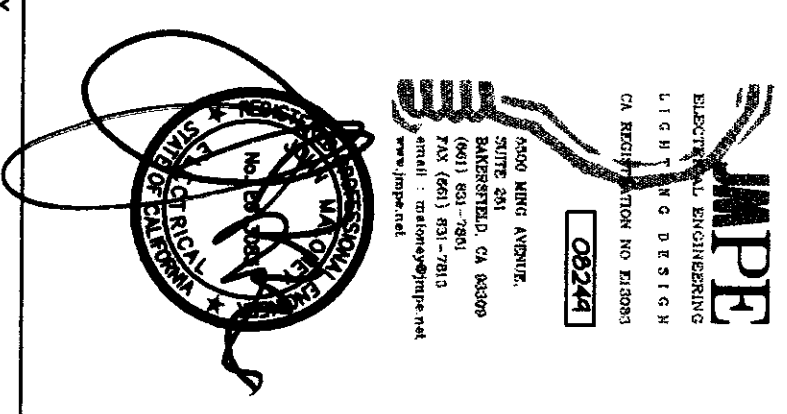
HEADQUARTERS OFFICE:
141 South Loop Avenue, 2nd Floor
Dallas, TX 75202
Phone: 214.424.4447
Email: flewelling@fwmood.com

ANTIOPE VALLEY OFFICE:
1055 West Lincoln Boulevard
Antiope, TX 75751
Phone: 817.481.2343
Email: flewelling@fwmood.com

An Employee Owned Corporation



ARCHITECT



AGENCY

IDENTIFICATION STAMP
DIV. OF THE STATE ARCHITECT
APR 03 11 2 8 17
AC STATE ARCHITECT
DATE APR 18 2010

Drawn by: AC
Checked by: RH

No. _____
Date _____
Description _____

MODERNIZATION PROJECT AT
EVERGREEN ELEMENTARY SCHOOL
2800 REBE LANE DRIVE
DUNSTON, TX 75004

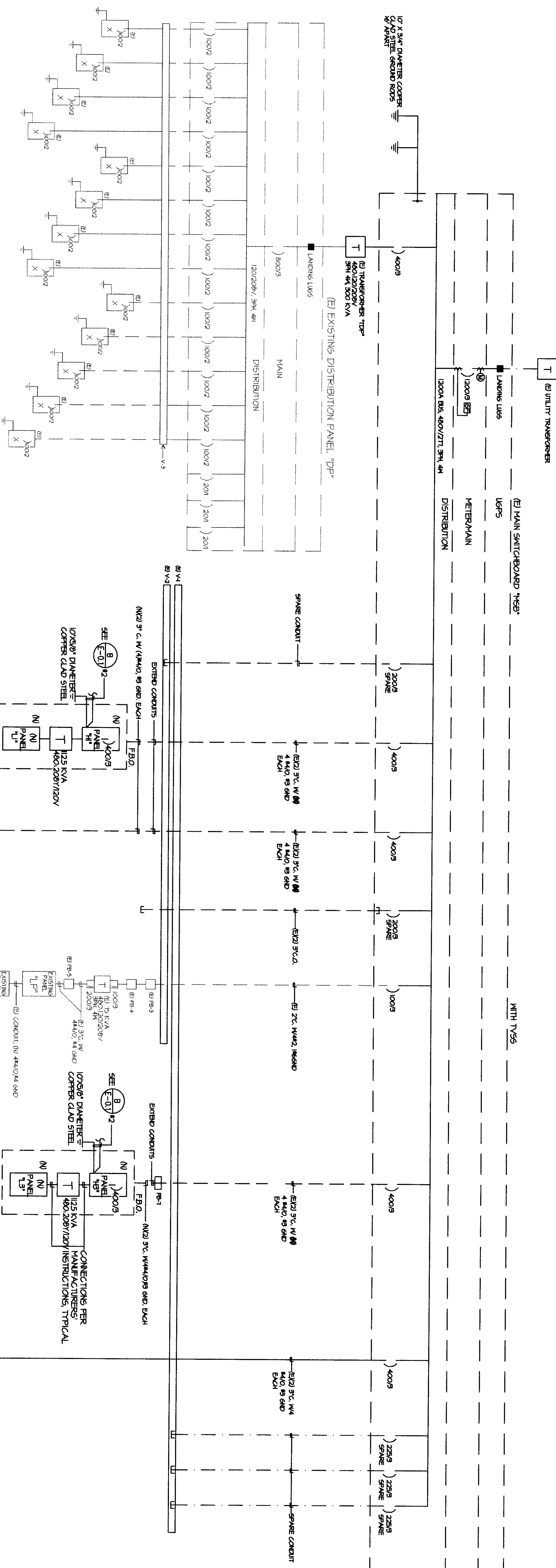
BANGSFIELD CITY SCHOOL DISTRICT

PROPOSED
SINGLE LINE DIAGRAM
AND DETAILS

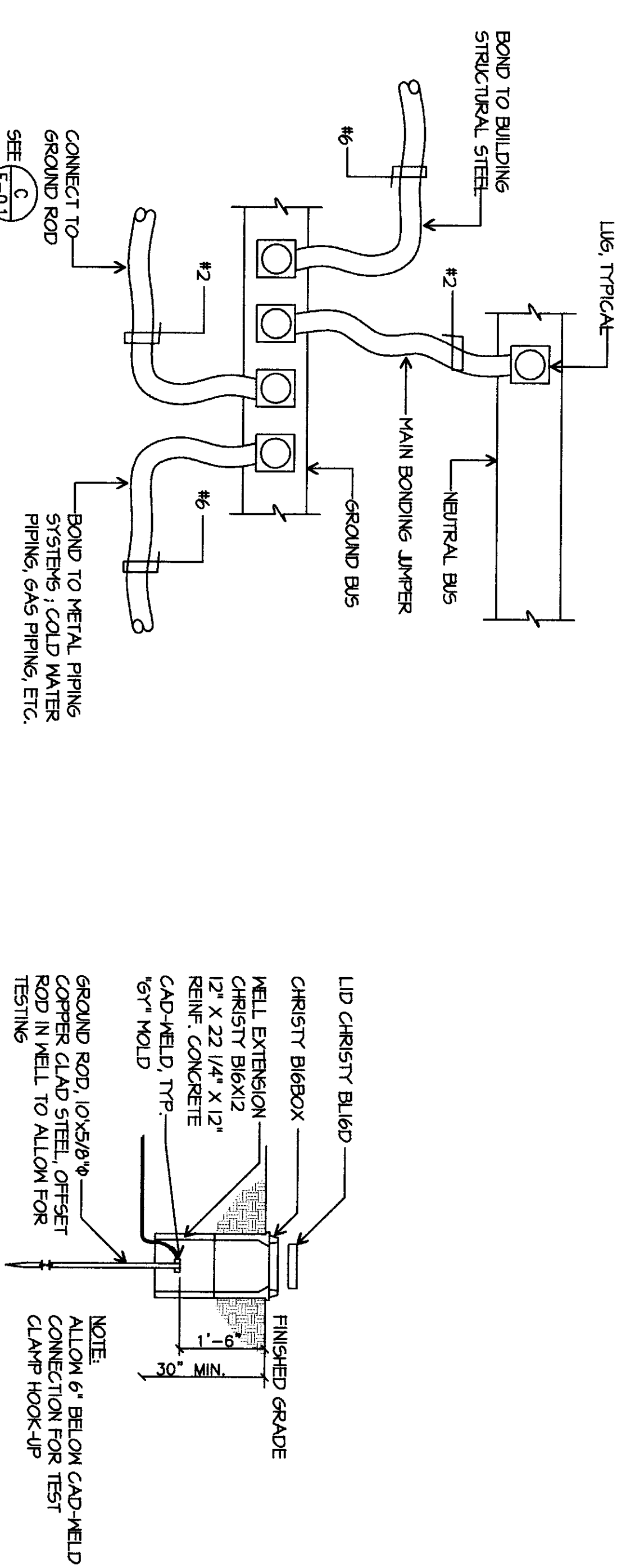
Job No.
1894200

Date
1-14-2009

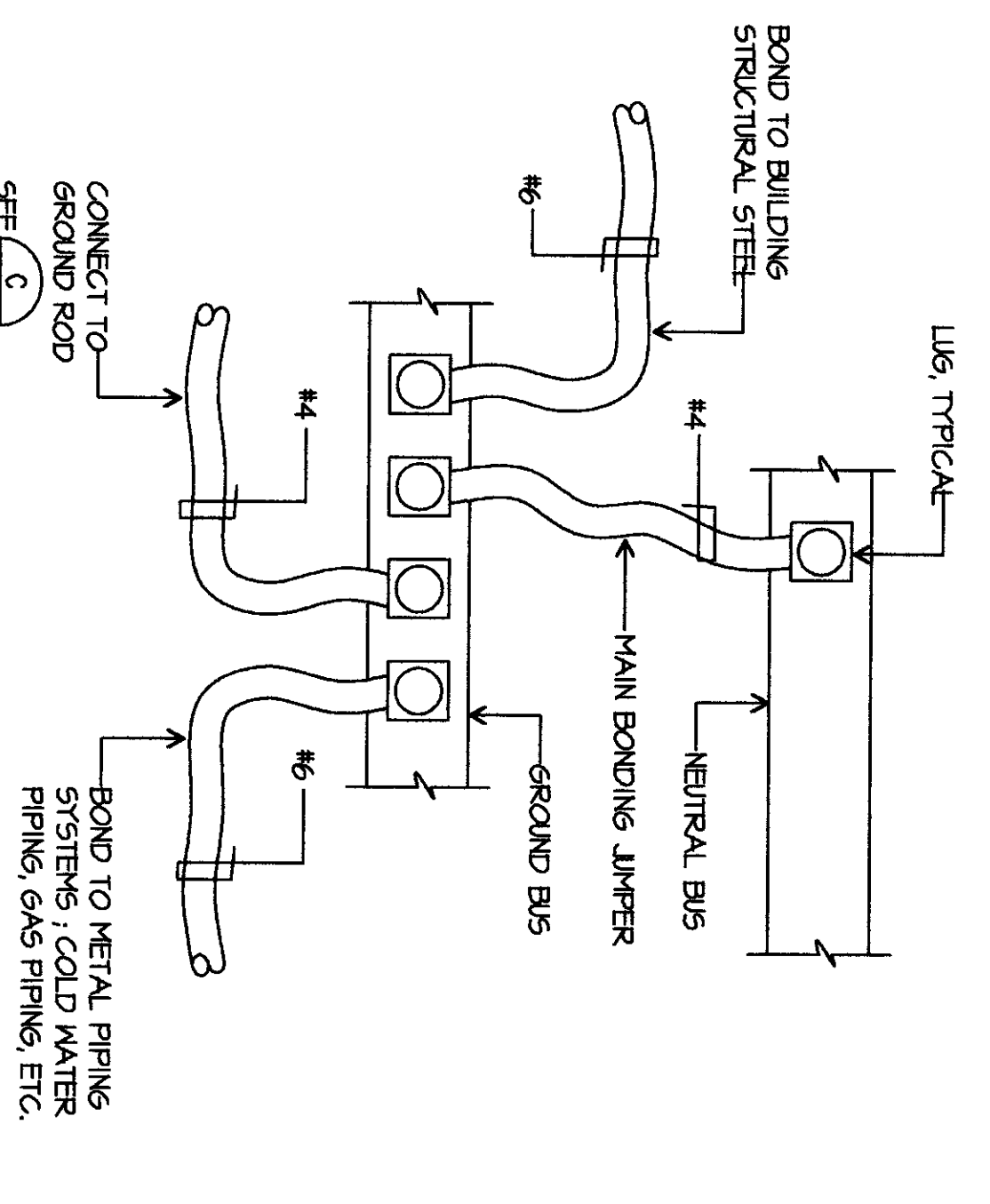
E-0.1



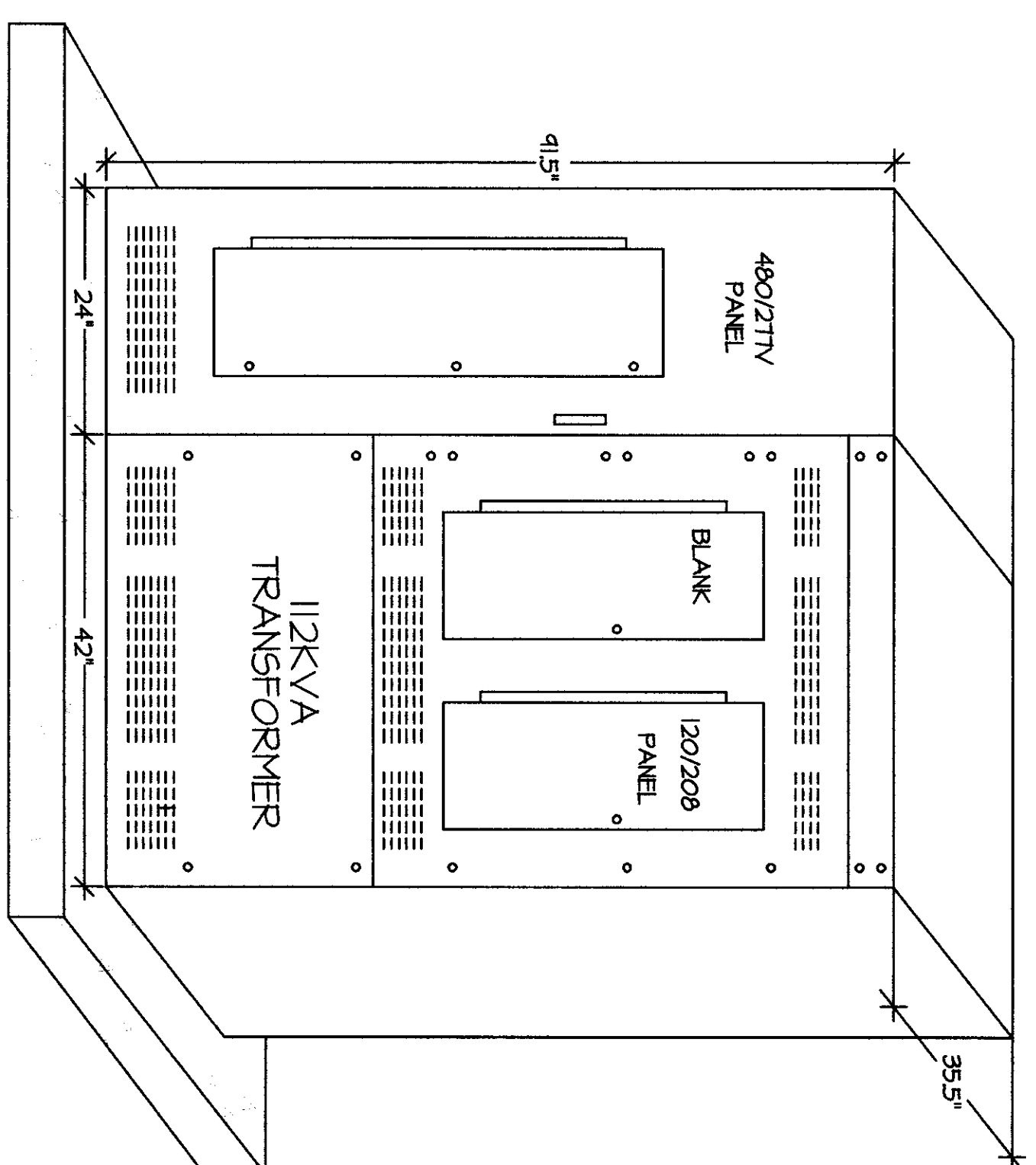
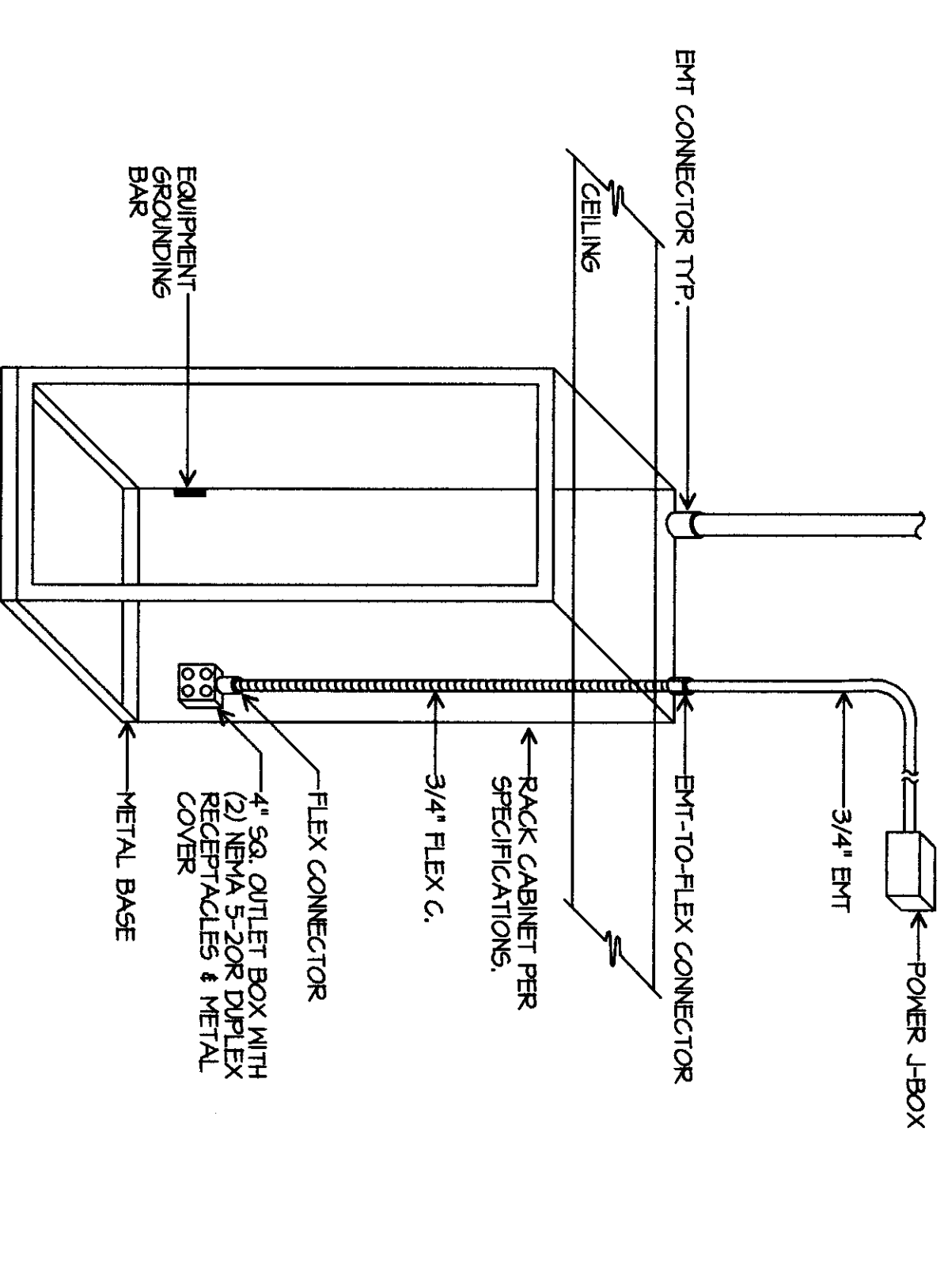
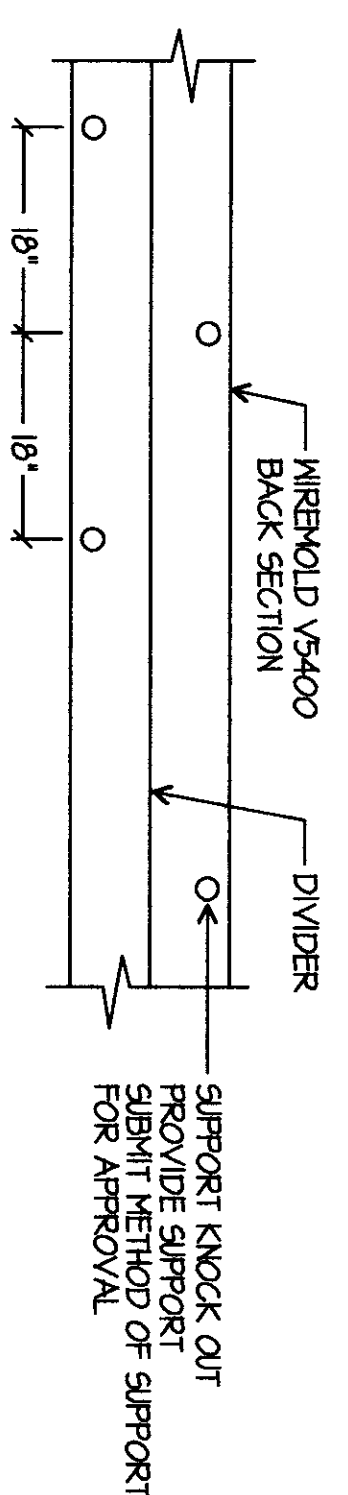
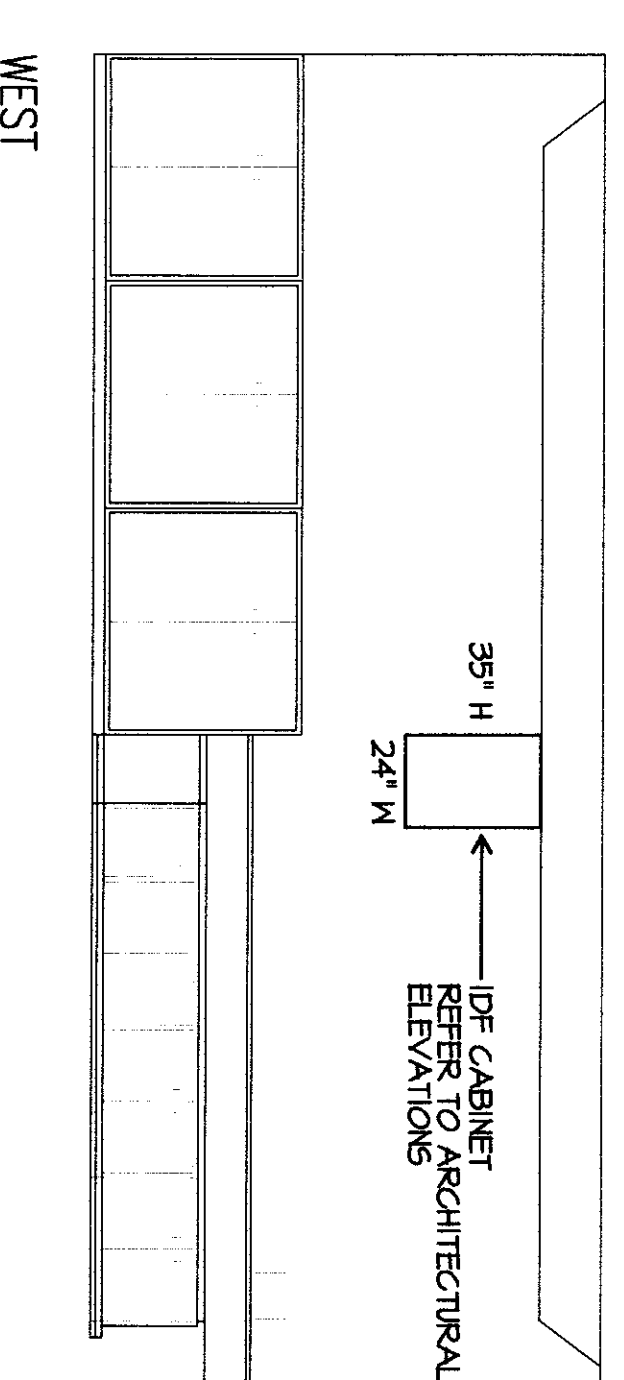

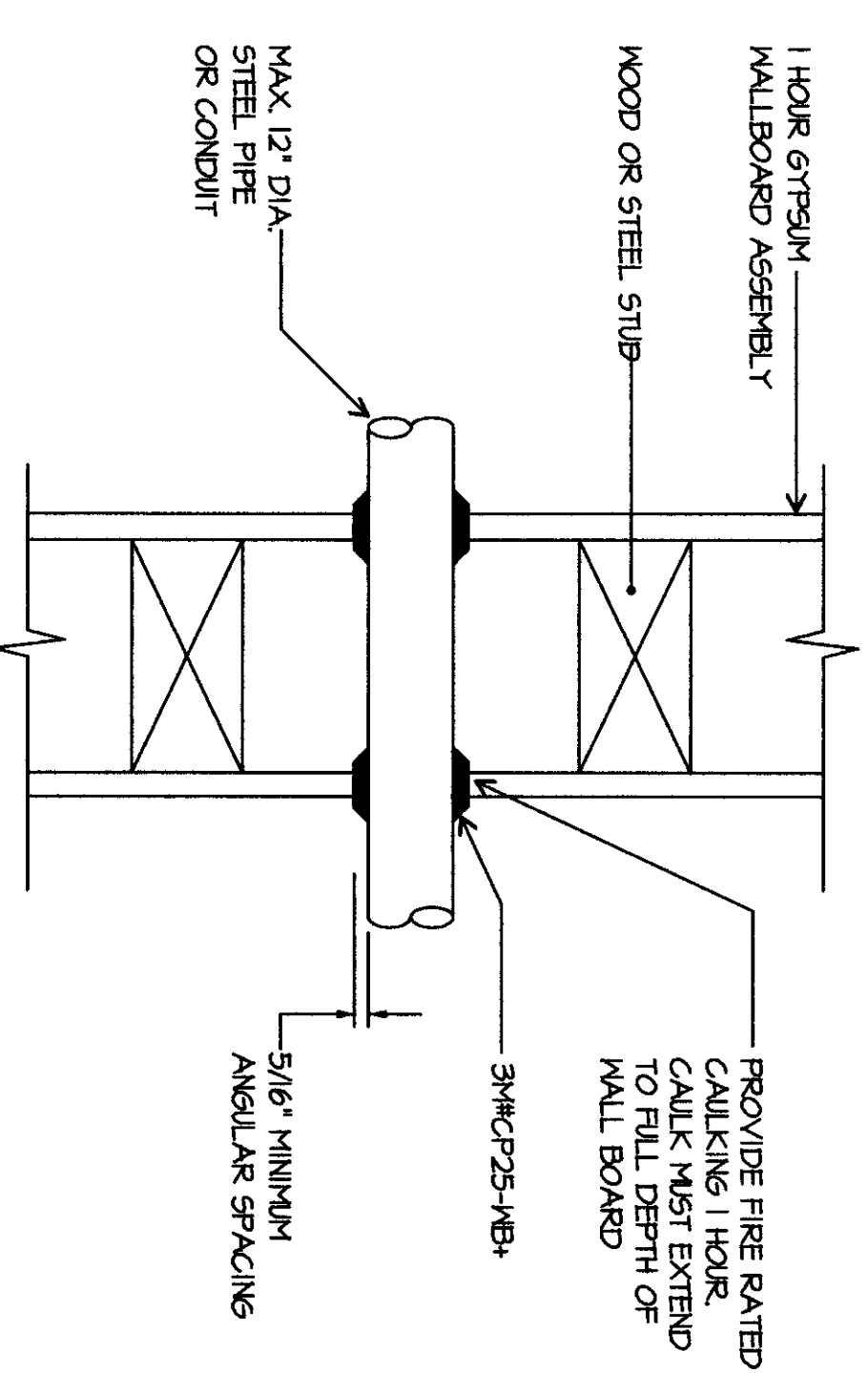
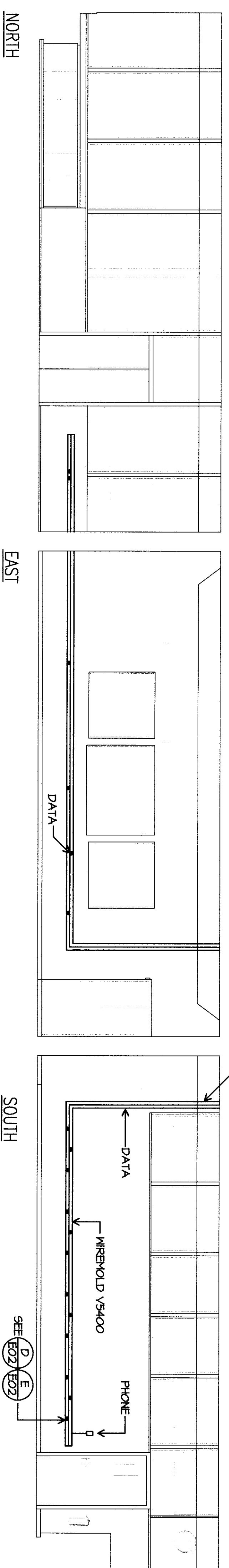
SINGLE LINE DIAGRAM



BONDING DIAGRAM PANELS "H1", "H2", "H3"
SCALE: NONE



BONDING DIAGRAM PANELS "L2A", "L2A"
SCALE: NONE



SCHOOL EQUIPMENT ANCHORAGE


WHERE ANCHORAGE DETAILS ARE NOT SHOWN ON THE DRAWINGS THE FIELD INSTALLATION SHALL BE SUBJECT TO THE APPROVAL OF THE STRUCTURAL ENGINEER, ARCHITECT AND THE FIELD ENGINEER OR THE DIVISION OF THE STATE ARCHITECT.

FLEWELLING & MOODY
architects + education

HEADQUARTERS OFFICE:
141 South Lake Avenue, 2nd Floor
Evanston, IL 60201-4417
E-MAIL: flewellin@flewelling-moody.com

ANTELOPE VALLEY OFFICE:
1033 LIME LANE SUITE 200
EVANSTON, IL 60201-4417
E-MAIL: flewellin@flewelling-moody.com

An Employee-Owned Corporation



MPF
MICHAEL P. FLEWELLIN
REGISTERED PROFESSIONAL ENGINEER
LICENSE NO. 027-0017
STATE OF ILLINOIS

10101 N. WISCONSIN AVE., SUITE 111
EVANSTON, ILLINOIS 60201-4417
TEL: 847.486.0010
FAX: 847.486.0011
WWW.MPF-ENGINEERS.COM

APPROVED FOR THE STATE ARCHITECT

MPF 11 2 8 17
AC 11 2 8 17 SS R2
DATE: MAR 1 3 2010

NO.	DATE	DESCRIPTION

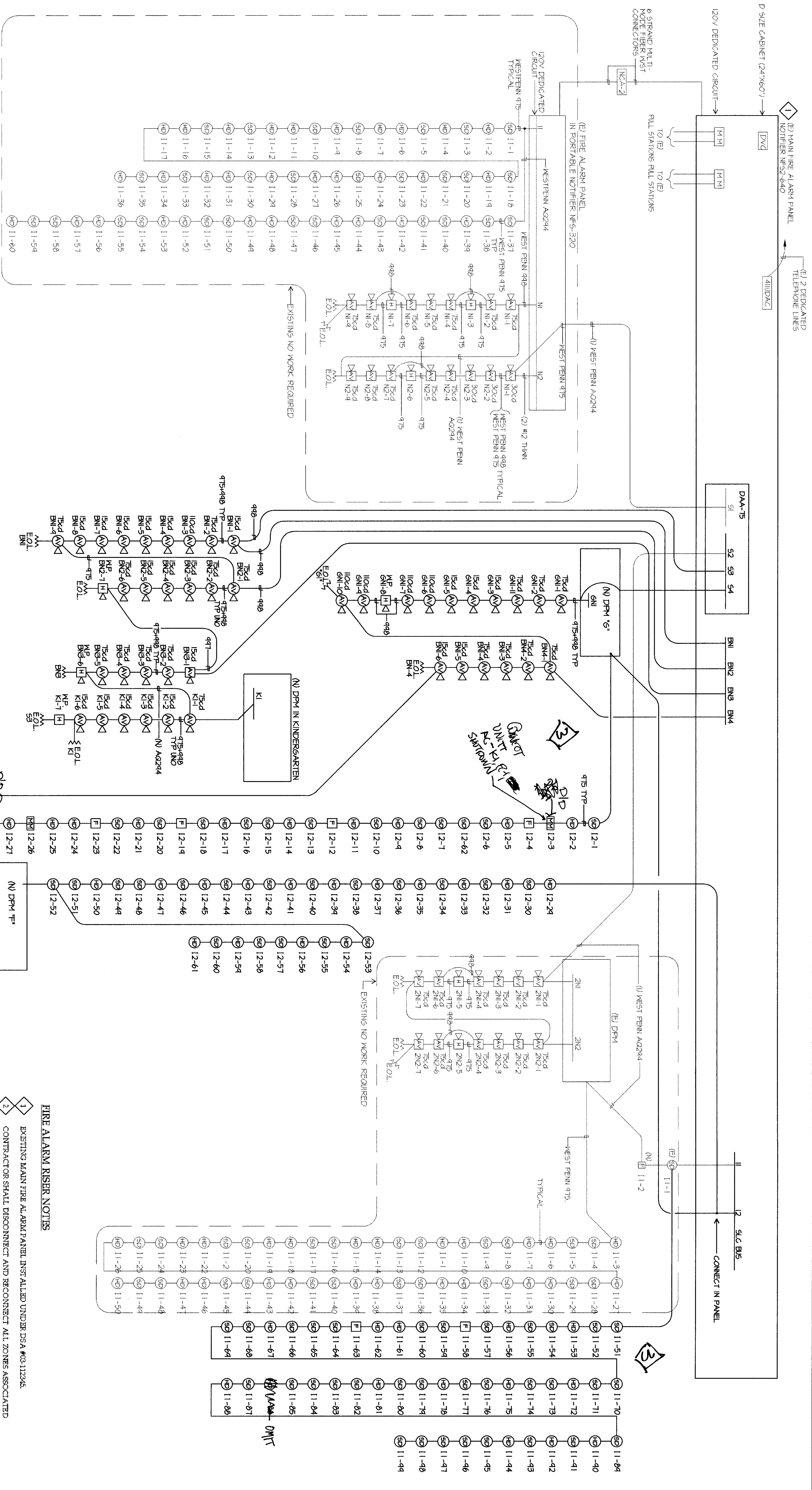
DESIGNED BY: AC
CHECKED BY: FH

**MODERNIZATION PROJECT AT
EVERGREEN ELEMENTARY SCHOOL**
2950 ROSE HARB DRIVE
BAKERSFIELD, CA 93304

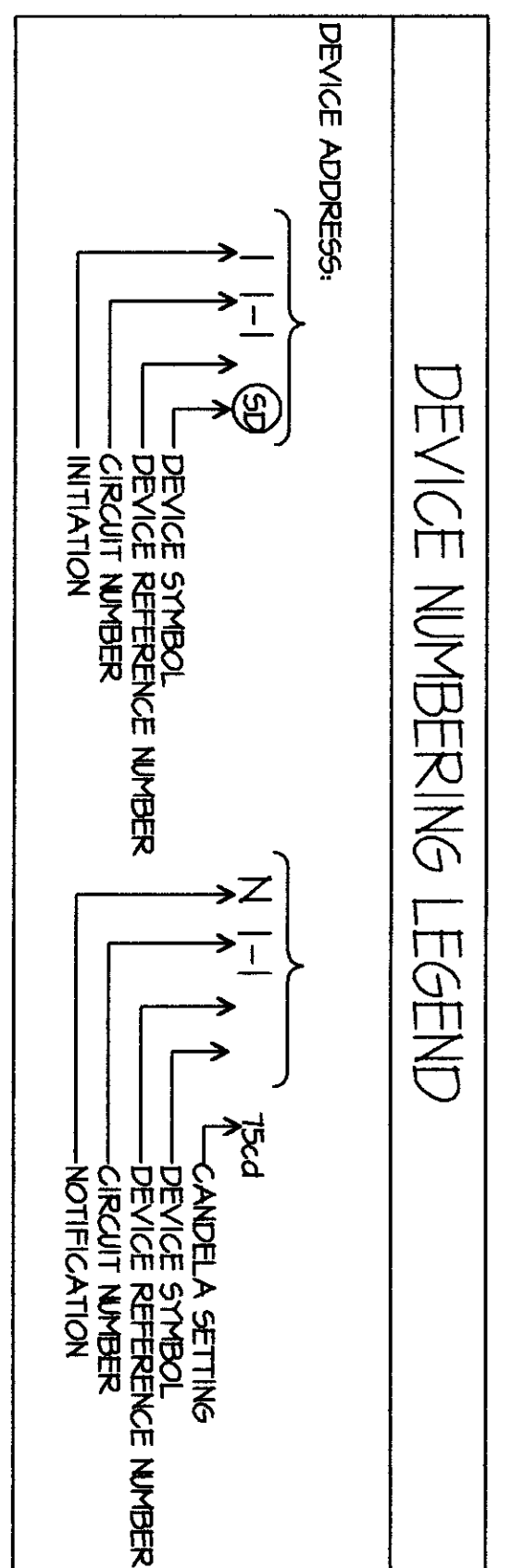
BAKERSFIELD CITY SCHOOL DISTRICT

DETAILS

JOB NO. 1894200
DATE: 1-14-2009
E-02



FIRE ALARM RISER DIAGRAM



NOTE:
FIRE ALARM IS AN ADDRESSABLE
AUTOMATIC SYSTEM


- #### FIRE ALARM RISER NOTES
- EXISTING MAIN FIRE ALARM PANEL INSTALLED UNDER DESK #031123K.
 - CONTRACTOR SHALL DISCONNECT AND RECONNECT ALL ZONES ASSOCIATED WITH EXISTING BUILDINGS ON C CAMPUS AND PROVIDE TESTING FOR POSITIVE REPORTING. PROVIDE FIRE WATCH DURING DEPARTMENT OF SYSTEM PER NFA AND CFC CHAPTER 14+9).
- 3** *During installation of constructed in desk area provide for wire backlogs.*

FLEWELLING MOODY
architects for education

HEADQUARTERS OFFICE:
41 South Lee Avenue, Suite 300
Richmond, VA 23220
Tel: 804.353.5500
Fax: 804.353.5501
Email: flewellingsmoody@comcast.net

ANNELOPE VALLEY OFFICE:
1025 West Linnwood Boulevard
851 Boulevard, 2nd Floor
Richmond, VA 23228
Tel: 804.771.9000
Email: linnwood@flewellingsmoody.com

An Outgrowth, Owned Corporation



JMPE
JAMES M. PECK ENGINEERING, INC.
11111 WOODBRIDGE DRIVE
RICHMOND, VA 23238
TEL: 804.771.9000
FAX: 804.771.9001
WWW.JMPE.COM

ARCHITECT
FLEWELLING MOODY
41 SOUTH LEE AVENUE, SUITE 300
RICHMOND, VA 23220
TEL: 804.353.5500
FAX: 804.353.5501
WWW.FLEWELLINGMOODY.COM

IDENTIFICATION STAMP
DIV OF THE STATE ARCHITECT
ARCHD 113817
AC
DATE: MAY 18 2010

Drawn by: AC
Checked by: PH
No. / Date / Description
1 / 1-14-2009 /

**MODERNIZATION PROJECT AT
EMERSON ELEMENTARY SCHOOL
2800 ROSE LAURE DRIVE
RICHMOND, VA 23204**

BAKERFIELD CITY SCHOOL DISTRICT

Job No.: 1894200
Date: 1-14-2009
E-03

**FIRE ALARM
RISER DIAGRAM**

SYMBOL	DEVICE	MFR & CAT#	REMARKS	SIGNAL LISTING
DPM	DISTRIBUTED POWER MODULE	NOTIFIER ACS-610	SURFACE MOUNT IN PORTABLE	7315-0028-248
MM	MONITOR MODULE	NOTIFIER FMM-101	INSTALL IN MAIN FIRE ALARM PANEL	7306-0028-202
SD	SMOKE DETECTOR	NOTIFIER FSP-481	PROVIDE BASE B110 LP ON 4" SQ DEEP BOX	7272-0028-208
HD	HEAT DETECTOR (IN ATTIC SPACE)	NOTIFIER FST-481	PROVIDE 4" SQ DEEP BOX	7270-0028-198
AM	SPEAKER STROBE	NOTIFIER	PROVIDE 4" SQ DEEP BOX	7230-1653-201
Z	EXTIORN SPEAKER	NOTIFIER SPRK	PROVIDE AWBB BACKBOX	7230-1653-201
B	EXISTING BELL			
F	EXISTING PULL STATION			
H	EXISTING HORN			

CONTRACTOR SHALL TEST SYSTEM AND ENSURE ALL EXISTING HORNS, PULL STATION AND BELLS ARE OPERATIONAL.

EQUIPMENT DESCRIPTION	QUANTITY	SUPERVISORY CURRENT (AMPERES)	ALARM CURRENT (AMPERES)
DISTRIBUTED POWER MODULE	EXISTING: 0 NEW: 1	EACH 0.025 SUB-TOTAL 0.025	EACH 0.025 SUB-TOTAL 0.025
SPEAKER/STROBE	15 cd 75 cd	0.066 0.158	0.264 0.474
SPEAKER/STROBE	7	0.158	1.106
SUB TOTAL AMPERE-HOURS		0.205 AMPS x 24 HOURS	1.461 AMPS x 24 HOURS
TOTAL REQUIRED AMPERE-HOURS FOR DISTRIBUTED POWER MODULE		0.6 A.H.	1.122724 A.H.
BATTERY NON-LINEAR DISCHARGE CHARACTERISTIC FACTOR			x 1.2
TOTAL MINIMUM AMPERE HOURS REQUIRED			0.862269 A.H.
PROVIDED BATTERY CAPACITY			7.00 A.H.

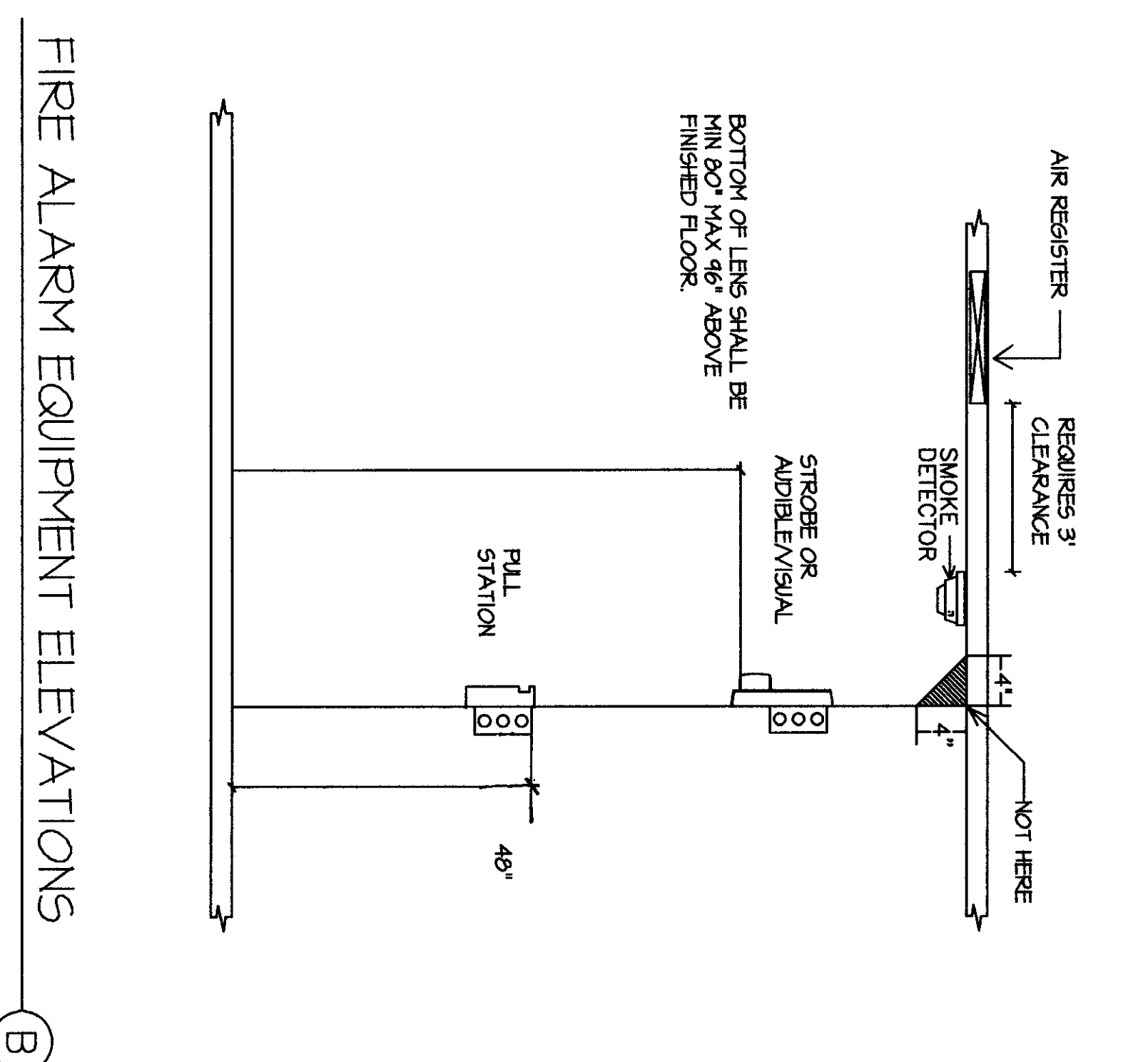
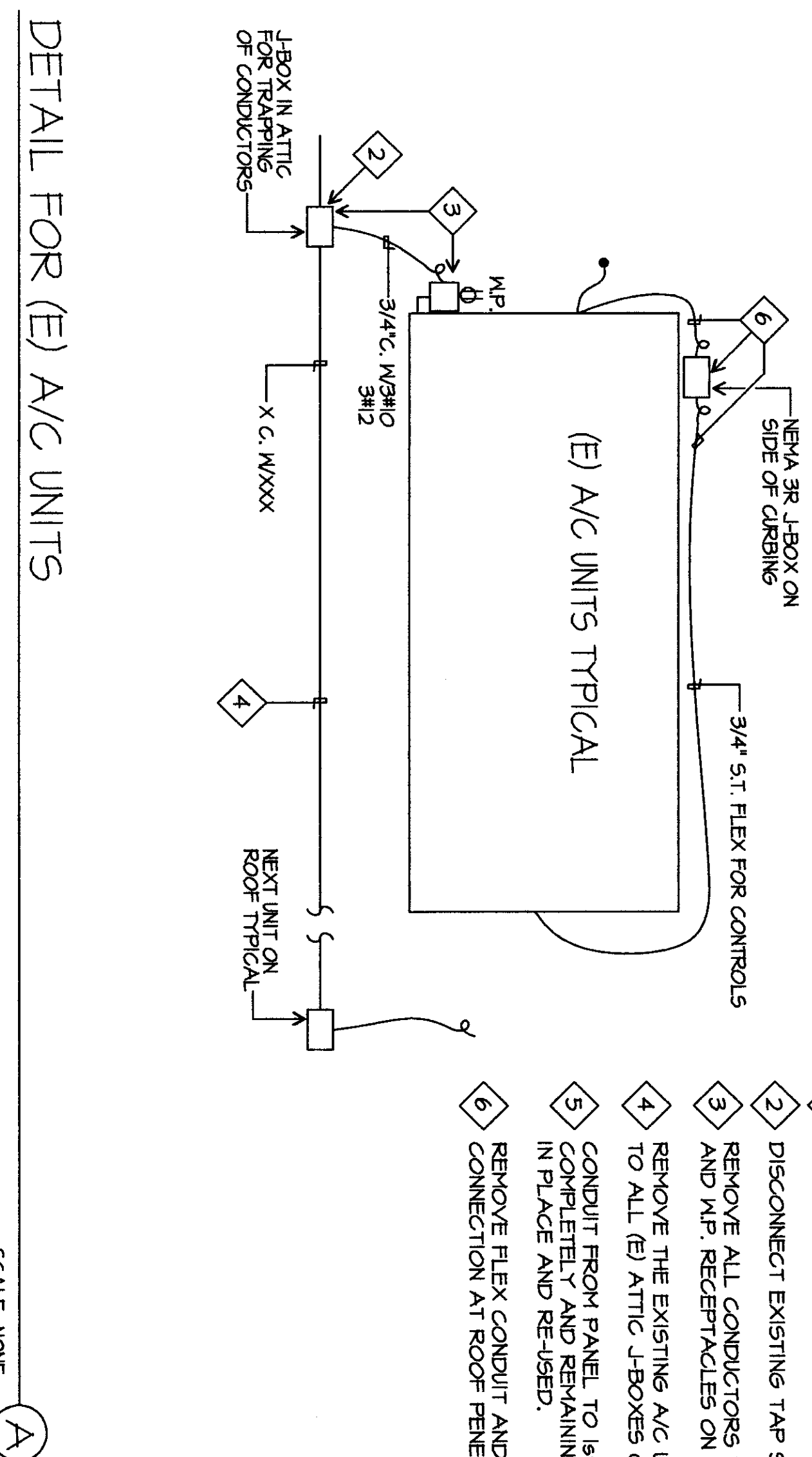
EQUIPMENT DESCRIPTION	QUANTITY	SUPERVISORY CURRENT (AMPERES)	ALARM CURRENT (AMPERES)
DISTRIBUTED POWER MODULE	EXISTING: 0 NEW: 1	EACH 0.025 SUB-TOTAL 0.025	EACH 0.025 SUB-TOTAL 0.025
SPEAKER/STROBE	75 cd 110 cd	0 0	0.066 0.158
SPEAKER/STROBE	4	0	0.202
SUB TOTAL AMPERE-HOURS		0.025 AMPS x 24 HOURS	1.505 AMPS x 0.084 HOURS
TOTAL REQUIRED AMPERE-HOURS FOR DISTRIBUTED POWER MODULE			0.6 A.H.
BATTERY NON-LINEAR DISCHARGE CHARACTERISTIC FACTOR			x 1.2
TOTAL MINIMUM AMPERE HOURS REQUIRED			0.871204 A.H.
PROVIDED BATTERY CAPACITY			7.00 A.H.

EQUIPMENT DESCRIPTION	QUANTITY	SUPERVISORY CURRENT (AMPERES)	ALARM CURRENT (AMPERES)
DISTRIBUTED POWER MODULE	EXISTING: 0 NEW: 1	EACH 0.025 SUB-TOTAL 0.025	EACH 0.025 SUB-TOTAL 0.025
SPEAKER/STROBE	15 cd 75 cd	4 0	0.066 0.158
SPEAKER/STROBE	1	0.025 AMPS	0.447 AMPS
SUB TOTAL AMPERE-HOURS		0.025 AMPS x 24 HOURS	0.6 A.H.
TOTAL REQUIRED AMPERE-HOURS FOR DISTRIBUTED POWER MODULE			0.637548 A.H.
BATTERY NON-LINEAR DISCHARGE CHARACTERISTIC FACTOR			x 1.2
TOTAL MINIMUM AMPERE HOURS REQUIRED			0.765058 A.H.
PROVIDED BATTERY CAPACITY			7.00 A.H.

EQUIPMENT DESCRIPTION	QUANTITY	SUPERVISORY CURRENT (AMPERES)	ALARM CURRENT (AMPERES)
MASTER PANEL	1	0.23	0.23
RENOTE ANNUNCIATOR PANEL	1	0	0.4
SPEAKER/STROBE	13	0	0.158
SPEAKER/STROBE	110cd	1	0.202
UDACT 411	1	0	0.04
DVC	1	0	0.44
FMM-101 MODULE	2	3	0.0038
SMOKE DETECTOR	25	62	0.0036
HEAT DETECTOR	40	0.0003	0.0192
PULL STATION	1	6	0.000375
SUB TOTAL AMPERE-HOURS		114322 AMPS x 24 HOURS	4.0179 AMPS x 0.084 HOURS
TOTAL REQUIRED AMPERE HOURS FOR DISTRIBUTED POWER MODULE			27.43728 A.H.
BATTERY NON-LINEAR DISCHARGE CHARACTERISTIC FACTOR			x 1.2
TOTAL MINIMUM AMPERE HOURS REQUIRED			33.32974 A.H.
PROVIDED BATTERY CAPACITY			36.00 A.H.

RESPONSE	ALARM AND TROUBLE	AREA SMOKE DETECTOR	AREA THERMAL DETECTOR	PULL STATION	POWER FAILURE	SMOKE/FIRE DAMPER
ANNUNCIATE AT FIRE CONTROL ROOM	YES	YES	YES	YES	YES	YES
ANNUNCIATE AT 24 HOUR ATTEND LOCATION	YES	YES	YES	YES	(TROUBLE)	YES
ALARM AND TROUBLE	YES	YES	YES	YES	YES	YES
ACTIVATE AUDIO VISUAL THROUGHOUT FLOOR OF ALARM	YES	YES	YES	YES	YES	YES
CENTRAL STATION MONITORING	YES	YES	YES	YES	YES	YES

CIRCUIT	LENGTH x AMPS x RESISTANCE x = VOLTS	VOLTAGE DROP
BN1	2x 205 0.914 0.00205	0.768 3.20 %
BN2	2 170 0.672 0.00205	0.468 1.95 %
BN3	2 280 0.698 0.00205	0.801 3.34 %
K1	2 80 0.422 0.00205	0.138 0.58 %
G1	2 350 1.48 0.00205	2.124 8.85 %
BN4	2 300 0.764 0.00205	0.940 3.92 %
FN1	2 200 0.83 0.00205	0.681 2.84 %
FN2	2 310 0.606 0.00205	0.770 3.21 %



FLUEWELLING & MOODY
architects for education

HEADQUARTERS OFFICE:
14 South Main Street
Bakersfield, CA 93304
Phone: 805.338.4444
Email: fluewelling@fluewelling.com

ANTHOPE VALET OFFICE:
1333 West Center Street
Bakersfield, CA 93304
Phone: 805.338.4444
Email: anthope@fluewelling.com

An Equal Opportunity Employer

CONTRACT:

ARCHITECT:

DATE: 11/28/17

BY: [Signature]

FOR THE STATE ARCHITECT:

DATE: 11/28/17

BY: [Signature]

DESIGNED BY: AC

CHECKED BY: PH

DATE: 11/28/17

PROJECT: MODERNIZATION PROJECT AT EVERGREEN ELEMENTARY SCHOOL

LOCATION: 2600 ROSE MARIE DRIVE, BAKERSFIELD, CA 93304

CLIENT: BAKERSFIELD CITY SCHOOL DISTRICT

PROJECT TITLE: FIRE ALARM CALCULATIONS & DETAILS

DATE: 11-14-2019

JOB NO.: 1894200

SCALE: E-04

L I G H T I N G S C H E D U L E

TYPE	MANUFACTURER & CATALOG NO.	LAMP	WATTS	BALLAST	LENS	REMARKS	MOUNTING
A	FOCAL POINT BRNE FBZ020BK427/05W	F2018 3500K	37	ELECTRONIC	MESO OPTIC	2X2.1 LAMP	RECESSED
B	KENALI MILELIUM STRETCH MLH18-48MWC2325S1770LUC	F3218 3500K	2/32	ELECTRONIC	OPAL	S/AL 4 FT S/AL 8 FT VARIABLE WRAP AROUND	SURFACE
C	KENALI MILELIUM STREET MLH18-59MWC2325S1770LUC	F3218 3500K	2/32	ELECTRONIC	OPAL	S/AL 8 FT VARIABLE WRAP AROUND	SURFACE
D	KENALI AUDI05M184	LED	48	ELECTRONIC	—	U/C FIXTURE 4'	SURFACE
E	UTPHONIA LSPH1827Z7ELN	LED	—	NICAD BATTERY	RED	LED EXIT SIGN W/BATTERY BACK UP	SURFACE
F	UTPHONIA ELM	—	—	NICAD BATTERY	—	RECESSED EM LIGHT	RECESSED
G	FOCAL POINT SYNDROME FSD403D46272MOC15559W	F2018 UR 3500K	5/30	ECO SYSTEM	CONVEX	SVALTE FIXTURE 4x4	SURFACE IN-T-BAR
H	LSI TRACK 61350/51300, (6) VARI-B-DIM-AA4988	MR6 50 EM	50	ELECTRONIC TRANSFORMER	DIFFUSE	12' TRACK W/ (6) FIXTURES	SURFACE ON BAR
I	CONTECH LNB180-27-01R338P	MR6 50 EM	50	ELECTRONIC TRANSFORMER	DIFFUSE	LV. ADJUSTABLE MR6 DOWNLIGHT	RECESSED
J	FOCAL POINT EQUATION F02462/027/05M13559W	F2018 3500K	2/32	ECO SYSTEM	—	2x4 - 2 LAMP	RECESSED

LIGHTING MANDATORY MEASURES

PROJECT NAME	CLIENT	DATE	PROJECT NO.
EVERGREEN ELEMENTARY SCHOOL	EVERGREEN ELEMENTARY SCHOOL	06-09-2014	179-AMM

DESCRIPTION

- 1. All lighting fixtures shall be listed and labeled in accordance with the applicable listing agency's requirements.
- 2. All lighting fixtures shall be approved for the intended application.
- 3. All lighting fixtures shall be approved for the intended application.
- 4. All lighting fixtures shall be approved for the intended application.
- 5. All lighting fixtures shall be approved for the intended application.

CERTIFICATE OF COMPLIANCE (Part 1 of 4)

PROJECT NAME: EVERGREEN ELEMENTARY SCHOOL
DATE: 06-09-2014

INSTALLER: JOHN VALONEN PE
DATE: 06-09-2014

PROJECT NO.: 179-AMM

DESCRIPTION

- 1. All lighting fixtures shall be listed and labeled in accordance with the applicable listing agency's requirements.
- 2. All lighting fixtures shall be approved for the intended application.

CERTIFICATE OF COMPLIANCE (Part 2 of 4)

PROJECT NAME: EVERGREEN ELEMENTARY SCHOOL
DATE: 06-09-2014

INSTALLER: JOHN VALONEN PE
DATE: 06-09-2014

PROJECT NO.: 179-AMM

DESCRIPTION

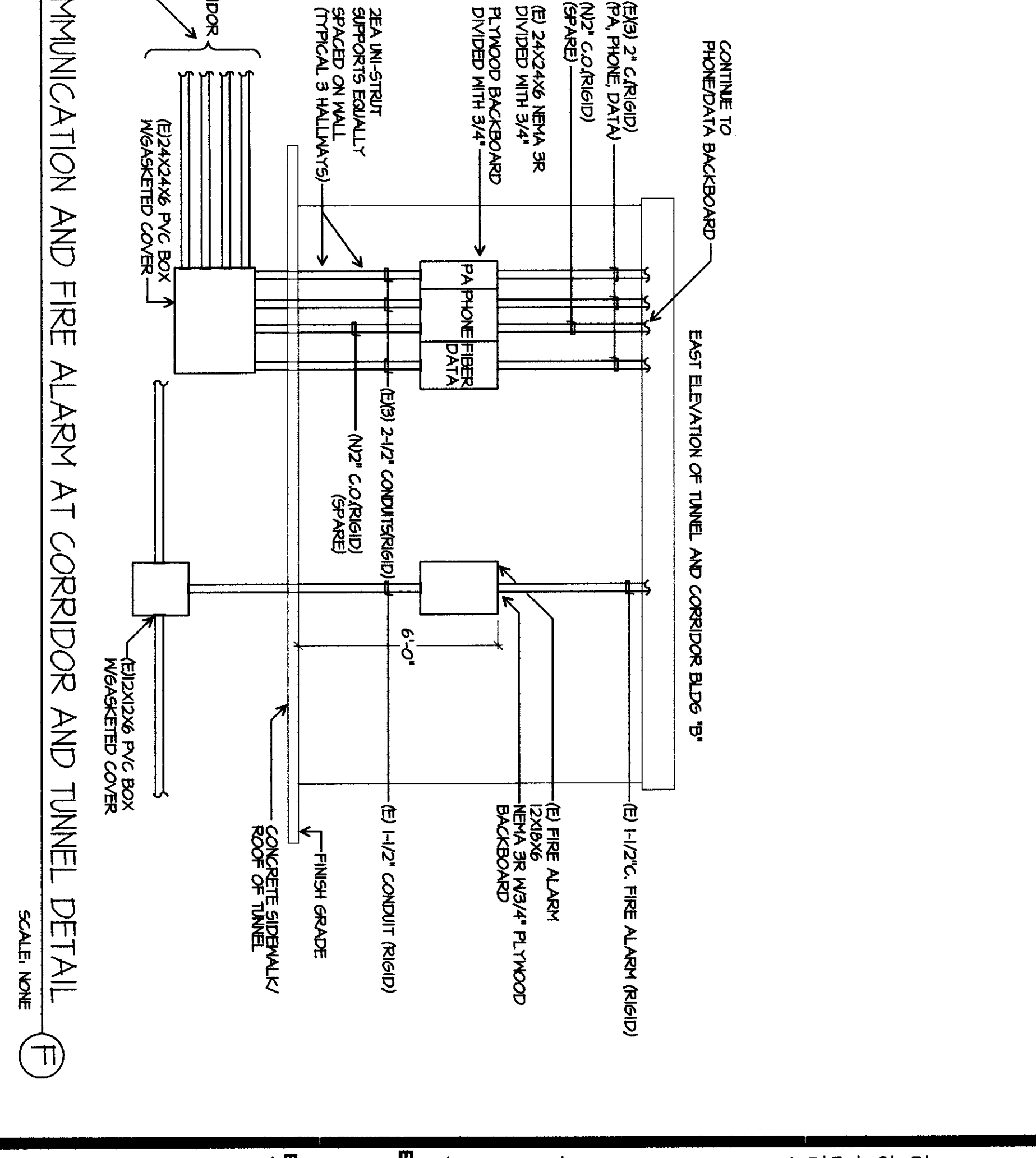
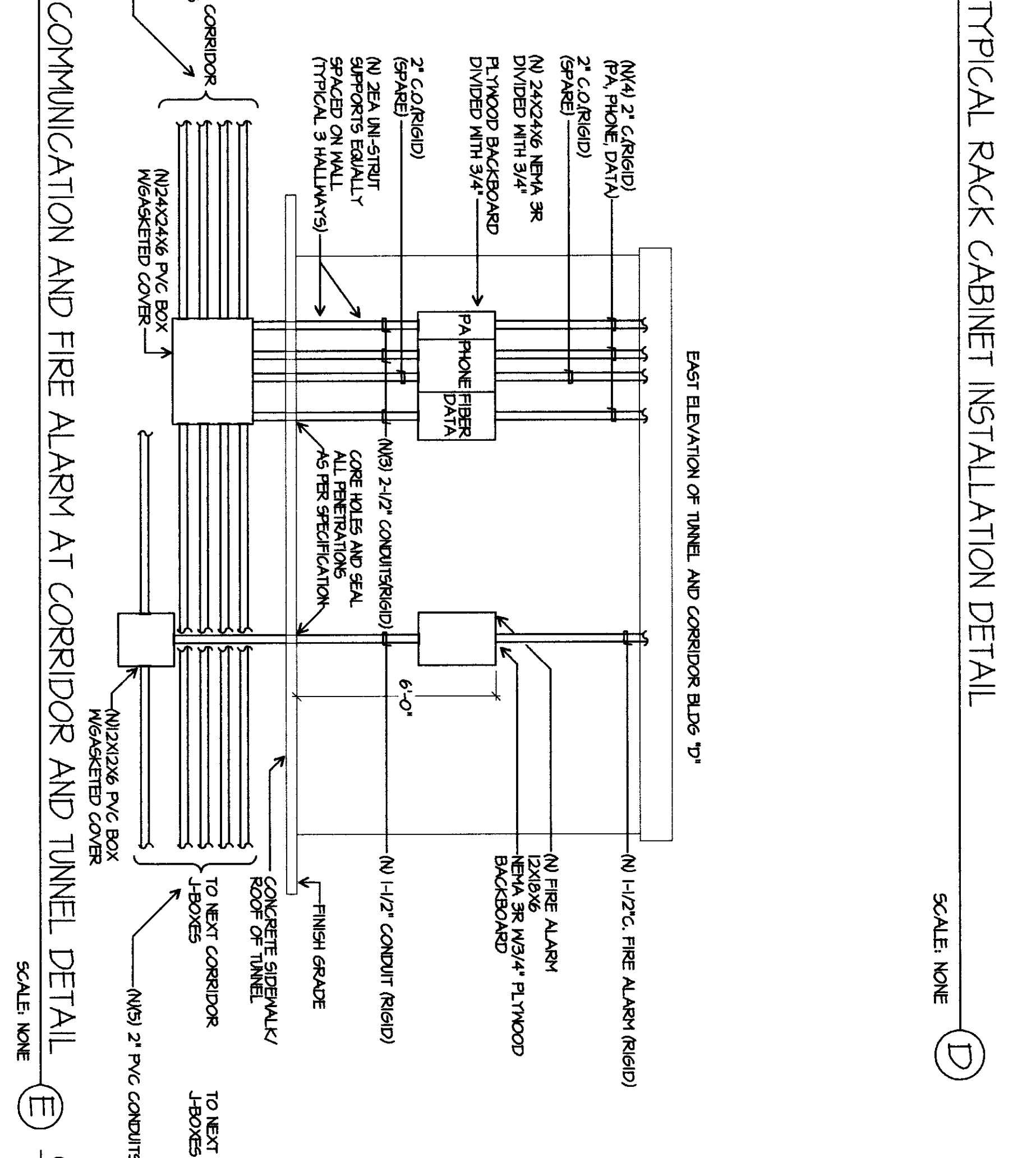
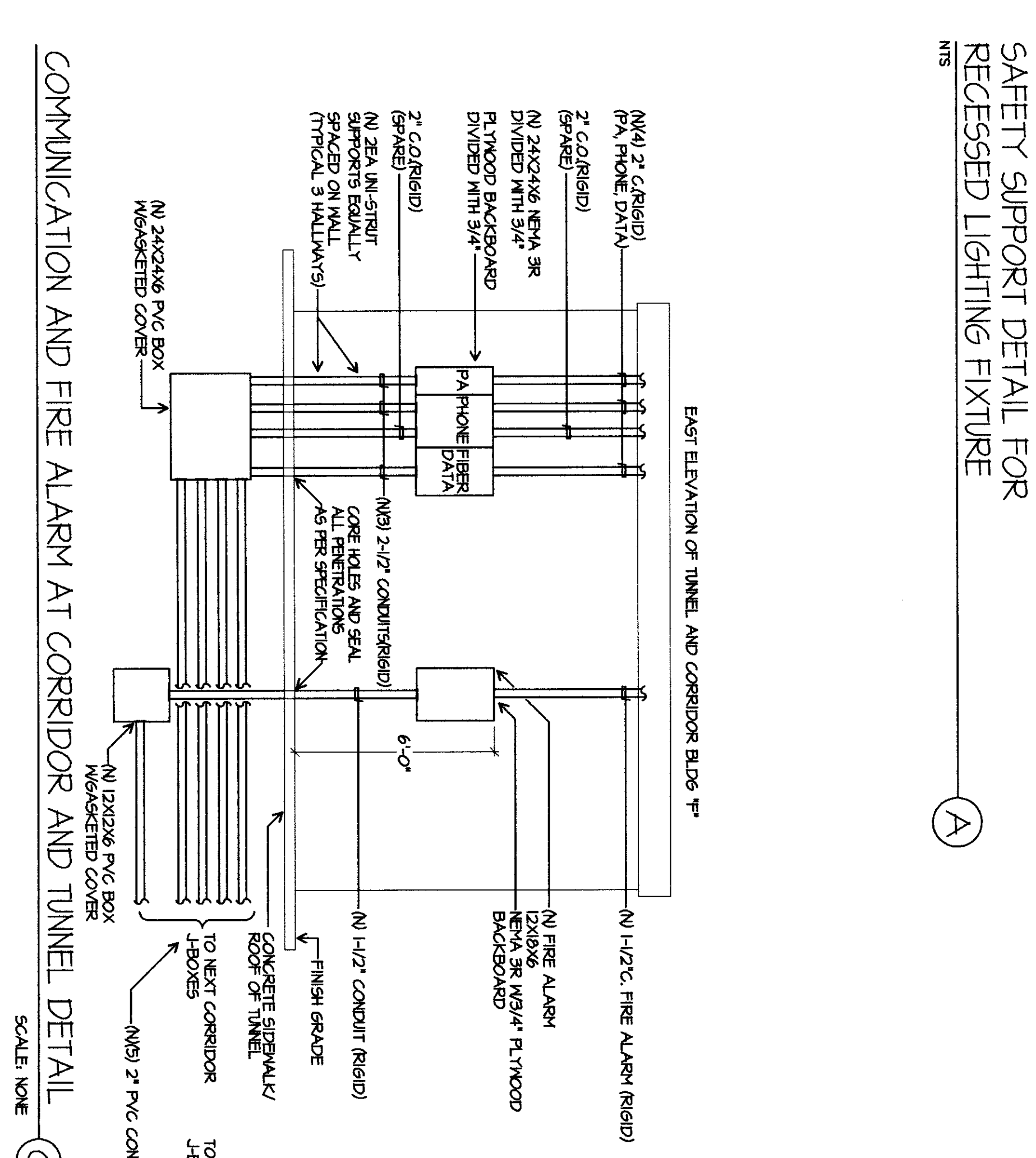
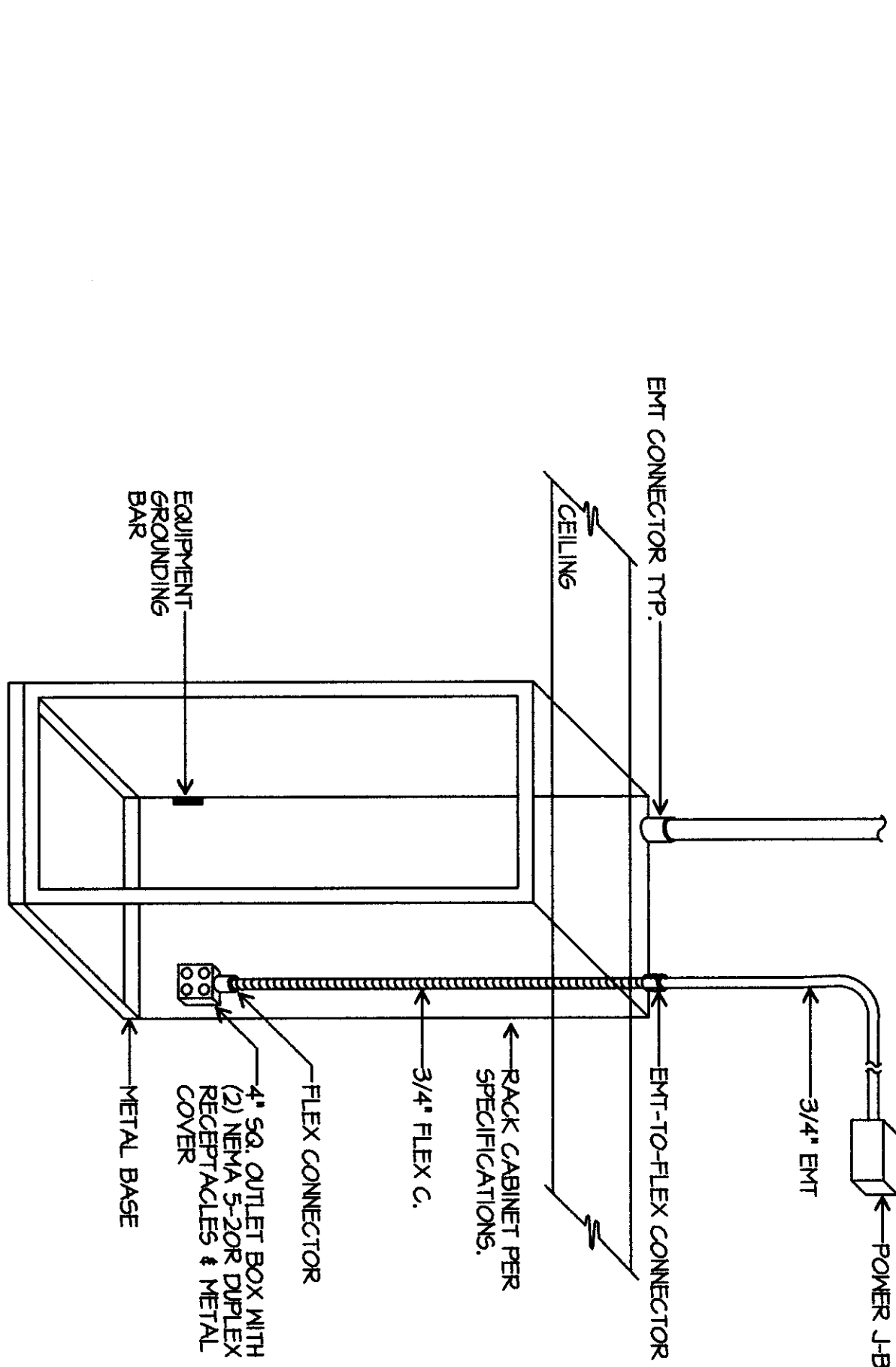
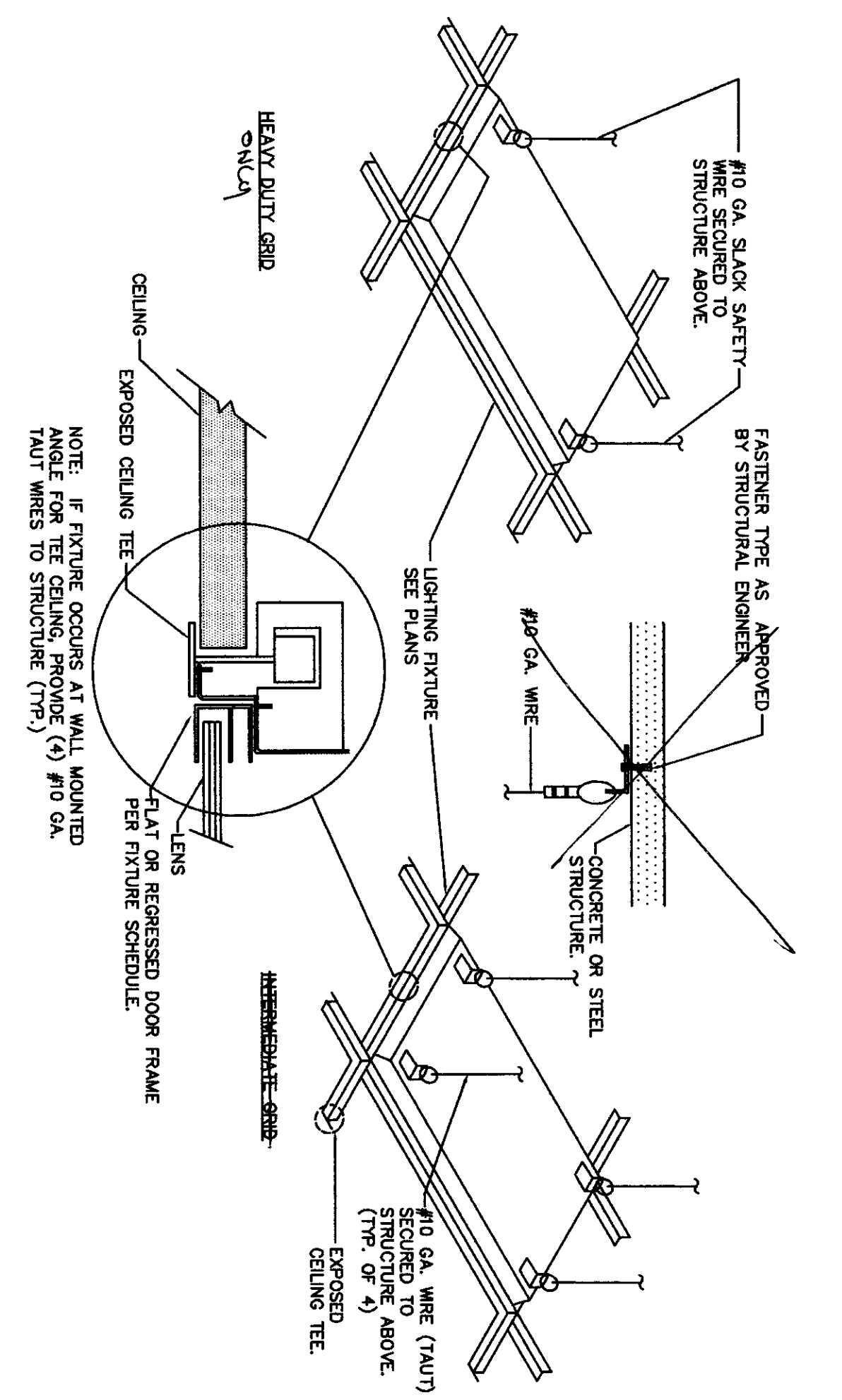
- 1. All lighting fixtures shall be listed and labeled in accordance with the applicable listing agency's requirements.
- 2. All lighting fixtures shall be approved for the intended application.

INDOOR LIGHTING SCHEDULE (Part 1 of 2)

Room	Area (sq ft)	Height (ft)	Footcandle (fc)	Watts (watts)	Efficiency (lm/watt)
CLASSROOMS	350	8	30	3500	100
CORRIDORS	100	8	30	1000	100
OFFICES	150	8	30	1500	100
STAIRS	200	8	30	2000	100
TOTAL	800	8	30	8000	100

INDOOR LIGHTING POWER ALLOWANCE

Room	Area (sq ft)	Height (ft)	Power Allowance (VA)
CLASSROOMS	350	8	3500
CORRIDORS	100	8	1000
OFFICES	150	8	1500
STAIRS	200	8	2000
TOTAL	800	8	8000




FLEWELLING & MOODY
architects for education

HEADQUARTERS OFFICE:
141 South Main Street
Carmel, CA 94501
Tel: 408.688.1411
Fax: 408.688.1417
Email: flewellingsmoody.com

ANTELOPE VALLEY OFFICE:
681 5th Street, Suite 203
Antelope Valley, CA 95729
Tel: 916.338.8277
Email: flem@flewellingsmoody.com

An Employee Owned Corporation



MP&E
MECHANICAL, PLUMBING & ELECTRICAL

1200 WEST AVENUE
SUITE 100
GARDEN GROVE, CA 92640
Tel: 714.942.2222
Fax: 714.942.2222
Email: info@mpandep.com

IDENTIFICATION STAMP
DIV OF THE STATE ARCHITECT
APR 11 11 8 17
AC
DATE 11/18/2010

DESIGNER: AC
CHECKED BY: PFI

REVISIONS:

No.	Date	Description



PROJECT: MODERNIZATION PROJECT AT EVERGREEN ELEMENTARY SCHOOL, BAKERSFIELD, CA 93304

CLIENT: BAKERSFIELD CITY SCHOOL DISTRICT

FIGURE SCHEDULE
TITLE 24 SHEETS
SUPPORT DETAILS

1894.200
1-14-2008

E-05



DATE: 11/28/17
AC: HANSEN
DATE: 11/28/17

MODERNIZATION PROJECT AT EVERGREEN ELEMENTARY SCHOOL, BAKERSFIELD, CA 93304
BAKERSFIELD CITY SCHOOL DISTRICT
PANEL SCHEDULES

Doc No: 1884/200
Date: 1-14-2009
E-07

Table for Panel '1,4A' showing electrical load data for various rooms like SPARE, KITCHEN, and TRANSFORMER 1,4. Includes columns for load, bus, and A.I.C. ratings.

Table for Panel '1,4B' showing electrical load data for rooms like SPARE, KITCHEN, and TRANSFORMER 1,4. Includes columns for load, bus, and A.I.C. ratings.

Table for Panel '1,3' showing electrical load data for rooms like SPARE, ROOM 111, ROOM 112, and ROOM 113. Includes columns for load, bus, and A.I.C. ratings.

Table for Panel '1,4C' showing electrical load data for rooms like SPARE, KITCHEN, and TRANSFORMER 1,4. Includes columns for load, bus, and A.I.C. ratings.


Table for Panel '1,4D' showing electrical load data for rooms like SPARE, KITCHEN, and TRANSFORMER 1,4. Includes columns for load, bus, and A.I.C. ratings.

Table for Panel '1,4E' showing electrical load data for rooms like SPARE, KITCHEN, and TRANSFORMER 1,4. Includes columns for load, bus, and A.I.C. ratings.

Table for Panel '1,4F' showing electrical load data for rooms like SPARE, KITCHEN, and TRANSFORMER 1,4. Includes columns for load, bus, and A.I.C. ratings.

Table for Panel '1,4G' showing electrical load data for rooms like SPARE, KITCHEN, and TRANSFORMER 1,4. Includes columns for load, bus, and A.I.C. ratings.

Table for Panel '1,4H' showing electrical load data for rooms like SPARE, KITCHEN, and TRANSFORMER 1,4. Includes columns for load, bus, and A.I.C. ratings.




FLEWELLING & MOODY
architects & educators


HEADQUARTERS OFFICE:
141 South Main Street
Bakersfield, CA 93304
805.338.4444
E-Mail: headquarters@flemo.com

ANTIOPE VALLEY OFFICE:
1033 Main Street
84800771 Fax: 805.848.2443
E-Mail: antiopevalley@flemo.com

An O'Connell Group Company



CONTRACTOR:
JMPE
1111 1/2 Street
Bakersfield, CA 93304
805.338.4444
E-Mail: info@jmpe.com



IDENTIFICATION NUMBER:
DR OF THE STATE ARCHITECT
APPROX 1128117
AC 1128117
DATE 11/28/2010

AGENCY:
MODERNIZATION PROJECT AT
EVERGREEN ELEMENTARY SCHOOL
2500 ROSE WARE DRIVE
BAKERSFIELD, CA 93304

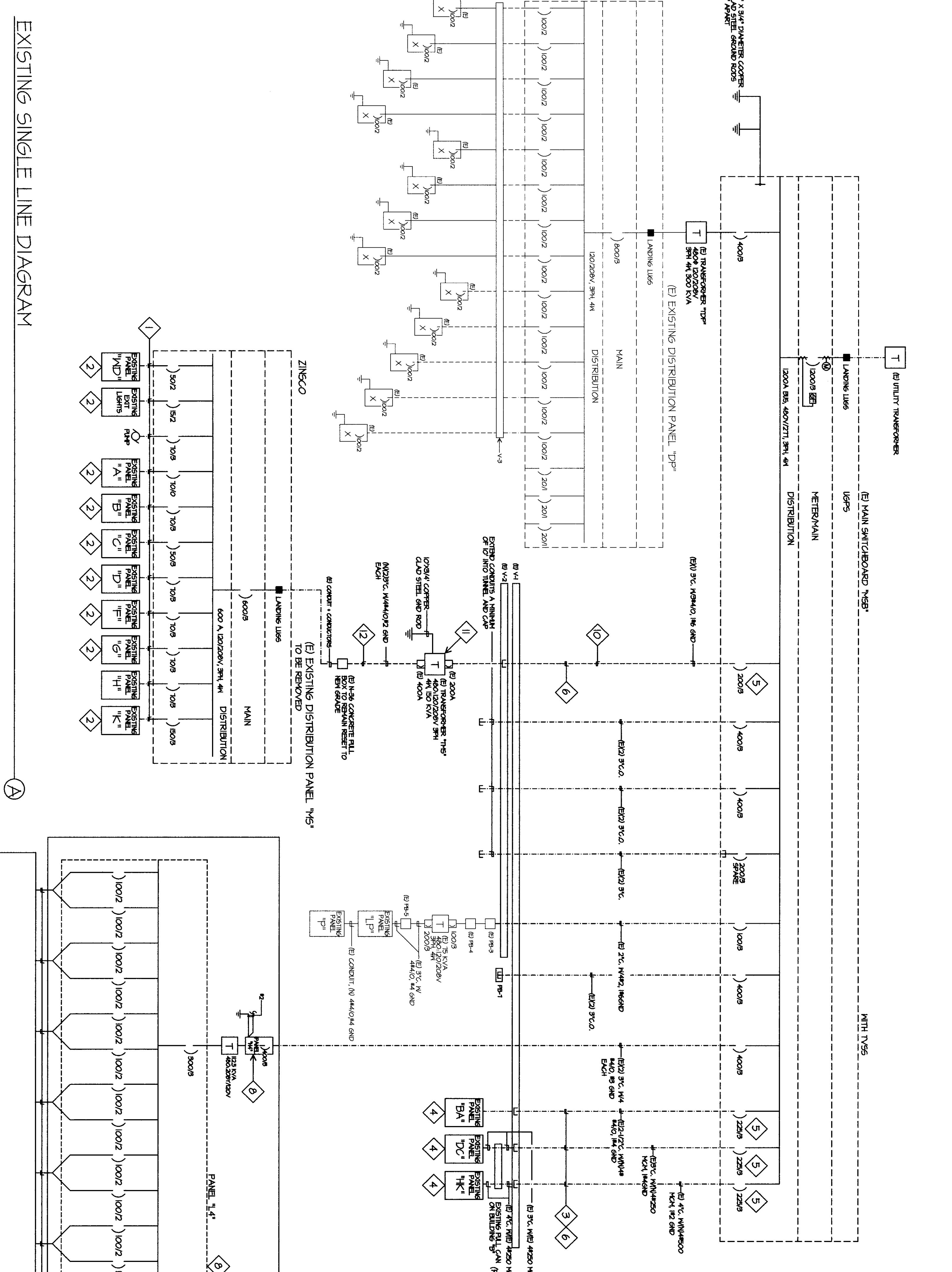
EXISTING
SINGLE LINE DIAGRAM
GENERAL NOTES
CODE REQUIREMENTS
SYMBOL LIST

9844000
1-14-2009
E-0

SYMBOLS

- W— WINDLIFT SERVICE HAZARD, 1/2" AFF. UNCL.
- C— CABLE SERVICE, 1/2" AFF. UNCL.
- L— LIGHT SERVICE, 1/2" AFF. UNCL.
- G— GROUNDING SERVICE, 1/2" AFF. UNCL.
- S— SIGNAL SERVICE, 1/2" AFF. UNCL.
- T— TELEPHONE SERVICE, 1/2" AFF. UNCL.
- M— MOUNTING SERVICE, 1/2" AFF. UNCL.
- D— DATA SERVICE, 1/2" AFF. UNCL.
- V— VENT SERVICE, 1/2" AFF. UNCL.
- F— FIRE SERVICE, 1/2" AFF. UNCL.
- A— AIR SERVICE, 1/2" AFF. UNCL.
- P— PUMP SERVICE, 1/2" AFF. UNCL.
- H— HEATING SERVICE, 1/2" AFF. UNCL.
- C— COOLING SERVICE, 1/2" AFF. UNCL.
- E— ELECTRICAL SERVICE, 1/2" AFF. UNCL.
- M— MECHANICAL SERVICE, 1/2" AFF. UNCL.
- P— PLUMBING SERVICE, 1/2" AFF. UNCL.
- F— FUEL SERVICE, 1/2" AFF. UNCL.
- G— GAS SERVICE, 1/2" AFF. UNCL.
- W— WATER SERVICE, 1/2" AFF. UNCL.
- S— SEWER SERVICE, 1/2" AFF. UNCL.
- T— TELEVISION SERVICE, 1/2" AFF. UNCL.
- R— RADIATION SERVICE, 1/2" AFF. UNCL.
- N— NUCLEAR SERVICE, 1/2" AFF. UNCL.
- O— OTHER SERVICE, 1/2" AFF. UNCL.

- ### EXISTING SINGLE LINE DIAGRAM NOTES
1. REMOVE FEEDER CONDUCTORS BETWEEN EXISTING COORDINATE SHUT DOWN WITH ROBERT VAN TASSEL CITY SCHOOL DISTRICT 661-631-5881. COORDINATE SALVAGE WITH ROBERT VAN TASSEL, TYPICAL.
 2. REMOVE EXISTING PANEL, COMPLETE. REPAIR OPENING LEFT BY PANEL. REMOVE MATCH EXISTING COORDINATE SALVAGE WITH ROBERT VAN TASSEL, TYPICAL.
 3. REMOVE FEEDER CONDUCTORS BETWEEN EXISTING MAIN SWITCHBOARD "MSB" AND PANEL, COMPLETE. COORDINATE AND CONSTRUCTION BAKERSFIELD CITY SCHOOL DISTRICT 661-631-5881. COORDINATE SALVAGE WITH ROBERT VAN TASSEL, TYPICAL.
 4. REMOVE PANEL, COMPLETE. REMOVE CONDUIT TO 6" BELOW GRADE. CAP CONDUIT. REPAIR ASPHALT TO MATCH EXISTING.
 5. LABEL CIRCUIT BREAKERS AS SPARE.
 6. CLEAN CONDUITS. INSTALL BULL ROPE. LABEL CONDUITS AS SPARE.
 7. REMOVE EXISTING DISTRIBUTION PANEL "MS" CONCRETE. REMOVE UNDERGROUND CONDUITS TO 1" BELOW GRADE. TIE CONDUITS WITH CONCRETE. LEVEL TO MATCH EXISTING FLOOR AND "L".
 8. REFER TO PANEL SCHEDULES FOR CHANGES TO PANELS "TH" AND "L".
 9. REMOVE FEEDER CONDUCTORS BETWEEN PORTABLE PANELS AND PANEL "L".
 10. REMOVE FEEDER CONDUCTORS BETWEEN MAIN SWITCHBOARD "MS" AND TRANSFORMER COMPLETE.
 11. REMOVE TRANSFORMER COORDINATE SALVAGE WITH ROBERT VAN TASSEL.
 12. REMOVE CONDUCTORS BETWEEN TRANSFORMER AND DISTRIBUTION PANEL "MS" COMPLETE.

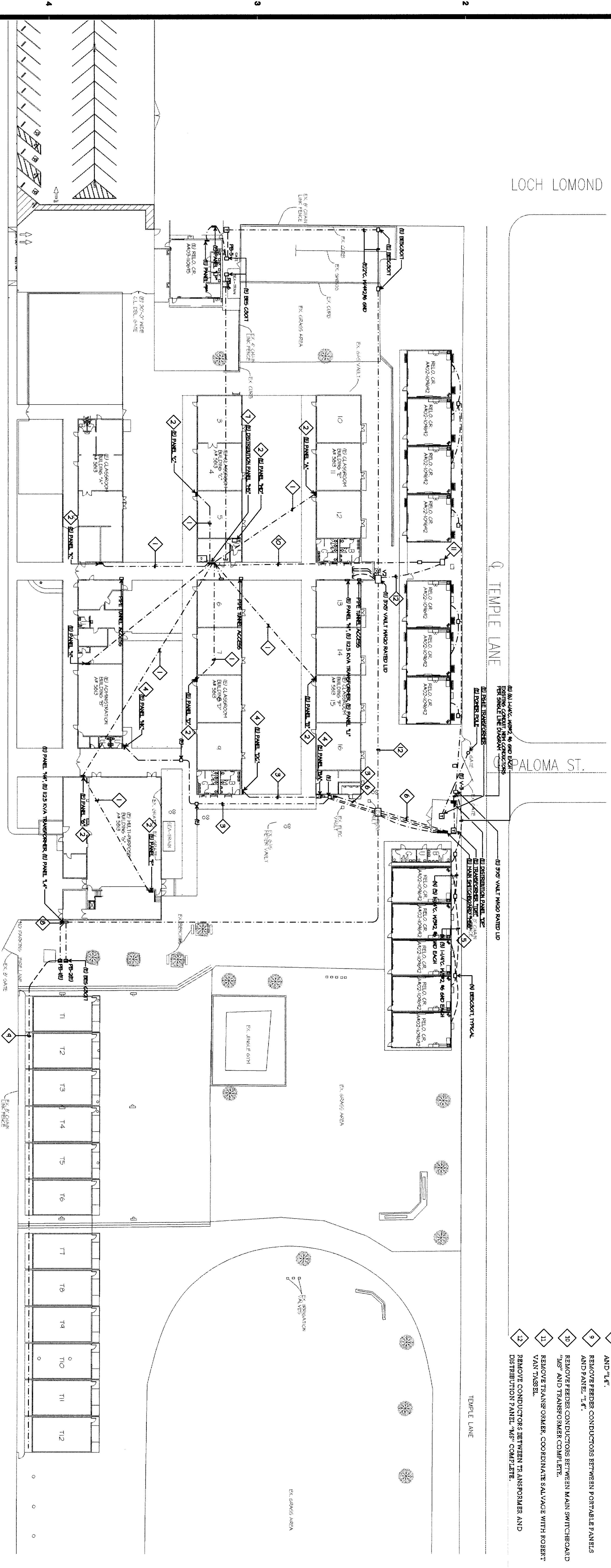


EXISTING SINGLE LINE DIAGRAM

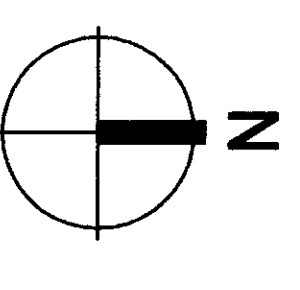
- ### GENERAL NOTES
1. VISIT JOB SITE AND VERIFY EXISTING CONDITIONS PRIOR TO BID.
 2. THE ELECTRICAL WORK SHALL BE INSTALLED IN ACCORDANCE WITH THE 2007 CALIFORNIA ELECTRICAL CODE, PART 1, TITLE 24, C.C.R. (2007 EDITION), WITH CALIFORNIA AMENDMENTS.
 3. CONDUIT RUNS AS SHOWN DIAGRAMMATICALLY. EXACT LOCATIONS SHALL BE DETERMINED IN THE FIELD TO SUIT FIELD CONDITIONS.
 4. ALL ELECTRICAL REQUIREMENT ARRANGEMENTS AND LISTING REQUIREMENTS SHALL BE LISTED BY A RECOGNIZED LISTING AGENCY AND BEAR THAT LABEL OF APPROVAL.
 5. CONTRACTOR SHALL FURNISH, INST. ALL AND CONNECT ALL MATERIAL AND EQUIPMENT FOR THIS WORK UNLESS OTHERWISE NOTED.
 6. FURNISH DISCONNECT SWITCHES AT RECIPIENT MOTORS.
 7. ALL SPACES AS INDICATED ON PANELS FOR SWITCHBOARD SHALL BE COMPLETE WITH HARDWARE AND BUSHING FOR FUTURE BREAKER OR SWITCH.
 8. CHECK ARCHITECTURAL PLANS FOR DOOR SWINGS BEFORE INSTALLING SWITCH OUTLETS.
 9. GROUNDING AND BONDING SHALL BE PER CODE PLUS ANY ADDITIONAL PROVISIONS SPECIFIED OR SHOWN ON DRAWINGS.
 10. ALL CONDUIT RUNS SHALL CONTAIN A CODE SIZED GROUND CONDUCTOR HAVING UNDERSIZING.
 11. THERE SHALL BE NO COMPLETE UNTIL APPROVED BY THE AUTHORITY HAVING JURISDICTION.
 12. ALL CONDUCTORS SHALL BE IN CONDUIT.
 13. ALL CONDUCTORS SHALL BE COVERED WITH TYPE THHN/THWN INSULATION.
 14. SEISMIC ANCHORAGE OF ALL EQUIPMENT SHALL COMPLY TO ASCE 7-05 SEC. 13.3.1 AND SHALL BE 1/3" G.I. Anchorage Details for all roof / floor mounted equipment shall be shown on plans.

- ### PERFORMANCE OF THE WORK OF THIS CONTRACT SHALL CONFORM TO THE REQUIREMENTS OF APPLICABLE GOVERNING CODES AND ORDINANCES INCLUDING THE FOLLOWING:
- | | |
|----------|---|
| 2007 | BUILDING STANDARDS ADMINISTRATIVE CODE, PART 1, TITLE 24, C.C.R. |
| 2007 | CALIFORNIA BUILDING CODE, PART 2, TITLE 24, C.C.R. (2006 EDITION), VOLUMES 1-3 WITH CALIFORNIA AMENDMENTS |
| 2007 | CALIFORNIA ELECTRICAL CODE, PART 1, TITLE 24, C.C.R. (2005 EDITION), VOLUMES 1-3 WITH CALIFORNIA AMENDMENTS |
| 2007 | CALIFORNIA MECHANICAL CODE, PART 4, TITLE 24, C.C.R. (2006 EDITION), WITH CALIFORNIA AMENDMENTS |
| 2007 | CALIFORNIA PLUMBING CODE, PART 5, TITLE 24, C.C.R. (2006 EDITION), WITH CALIFORNIA AMENDMENTS |
| 2007 | CALIFORNIA ENERGY CODE, PART 6, TITLE 24, C.C.R. |
| 2007 | CALIFORNIA FIRE CODE, PART 7, TITLE 24, C.C.R. WITH CALIFORNIA AMENDMENTS |
| 2007 | CALIFORNIA REFERENCED STANDARDS, PART 12, TITLE 24, C.C.R. REGULATIONS. |
| NFPA 13 | AUTOMATIC SPRINKLER SYSTEM.....1999 EDITION |
| NFPA 14 | STANDPIPE SYSTEM.....2000 EDITION |
| NFPA 17A | WET CHEMICAL SYSTEM.....1994 EDITION |
| NFPA 21 | PRIVATE SERVICE MAINS.....1995 EDITION |
| NFPA 72 | NATIONAL FIRE ALARM CODE.....1999 EDITION (NOT THE STANDARDS 721 FOR VULNERABILITY) |


- 1 REMOVE FEEDER CONDUCTORS BETWEEN EXISTING DISTRIBUTION PANEL "M5" AND PANEL COMPLETE. REFER TO PANEL SCHEDULES FOR CHANGES TO PANELS "M4" AND "M5".
- 2 REMOVE FEEDER CONDUCTORS BETWEEN EXISTING MAIN SWITCHBOARD "M6" AND PANEL COMPLETE. COORDINATE WITH ROBERT VAN TASSEL, SUPERVISOR, PLANNING AND CONSTRUCTION BAKERSFIELD CITY SCHOOL DISTRICT 64143-9884. COORDINATE SALVAGE WITH ROBERT VAN TASSEL, TYPICAL.
- 3 REMOVE EXISTING PANEL COMPLETE. REPAIR OPENING LEFT BY PANEL REMOVAL. MATCH EXISTING. COORDINATE SALVAGE WITH ROBERT VAN TASSEL, TYPICAL.
- 4 REMOVE FEEDER CONDUCTORS BETWEEN EXISTING MAIN SWITCHBOARD "M6" AND PANEL COMPLETE. COORDINATE WITH ROBERT VAN TASSEL, SUPERVISOR, PLANNING AND CONSTRUCTION BAKERSFIELD CITY SCHOOL DISTRICT 64143-9884. COORDINATE SALVAGE WITH ROBERT VAN TASSEL, TYPICAL.
- 5 REMOVE PANEL COMPLETE. REMOVE CONDUITS TO # BELOW GROUND. CONDUIT REMAINING TO MATCH EXISTING. LABEL CIRCUIT BREAKERS AS SPARE.
- 6 CLEAN CONDUITS. INSTALL FULL ROPE. LABEL CONDUITS AS SPARE.
- 7 REMOVE EXISTING DISTRIBUTION PANEL "M5" COMPLETE. REMOVE FEEDER CONDUCTORS TO TYPICAL MAIN PANEL. COORDINATE WITH ROBERT VAN TASSEL, SUPERVISOR, PLANNING AND CONSTRUCTION BAKERSFIELD CITY SCHOOL DISTRICT 64143-9884. REFER TO PANEL SCHEDULES FOR CHANGES TO PANELS "M4" AND "M5".
- 8 REMOVE FEEDER CONDUCTORS BETWEEN PORTABLE PANELS AND PANEL "T1".
- 9 REMOVE FEEDER CONDUCTORS BETWEEN MAIN SWITCHBOARD "M6" AND TRANSFORMER COMPLETE.
- 10 REMOVE TRANSFORMER. COORDINATE SALVAGE WITH ROBERT VAN TASSEL.
- 11 REMOVE CONDUCTORS BETWEEN TRANSFORMER AND DISTRIBUTION PANEL "M5" COMPLETE.
- 12



ELECTRICAL DEMOLITION SITE PLAN




SCALE: 1"=30'-0"



FLEWELLING MOODY
architects for education

HEADQUARTERS OFFICE:
141 Madison, Corona 91701
951-444-8777 FAX 951-444-8777
Email: info@flewellingmoody.com

ANTelope VALLEY OFFICE:
10000 Central Expressway
861-842771 FAX 861-842-8340
Email: Antelope@flewellingmoody.com
An Employee Owned Corporation



CONSULTANT

MPE
MECHANICAL
PLUMBING
ELECTRICAL
ENGINEERING
10000 Central Expressway
Antelope Valley, CA 95721
951-444-8777 FAX 951-444-8777
Email: info@flewellingmoody.com

IDENTIFICATION STAMP
DIV OF THE STATE ARCHITECT

APPROVED: **James E. MPE**
DATE: **APR 11 2010**

DESIGNED BY: **AC**

CHECKED BY: **PH**

No.	Date	Description

BAKERSFIELD CITY SCHOOL DISTRICT

MODERNIZATION PROJECT AT
EVERGREEN ELEMENTARY SCHOOL
2600 ROSE MARIE DRIVE
BAKERSFIELD, CA 93304

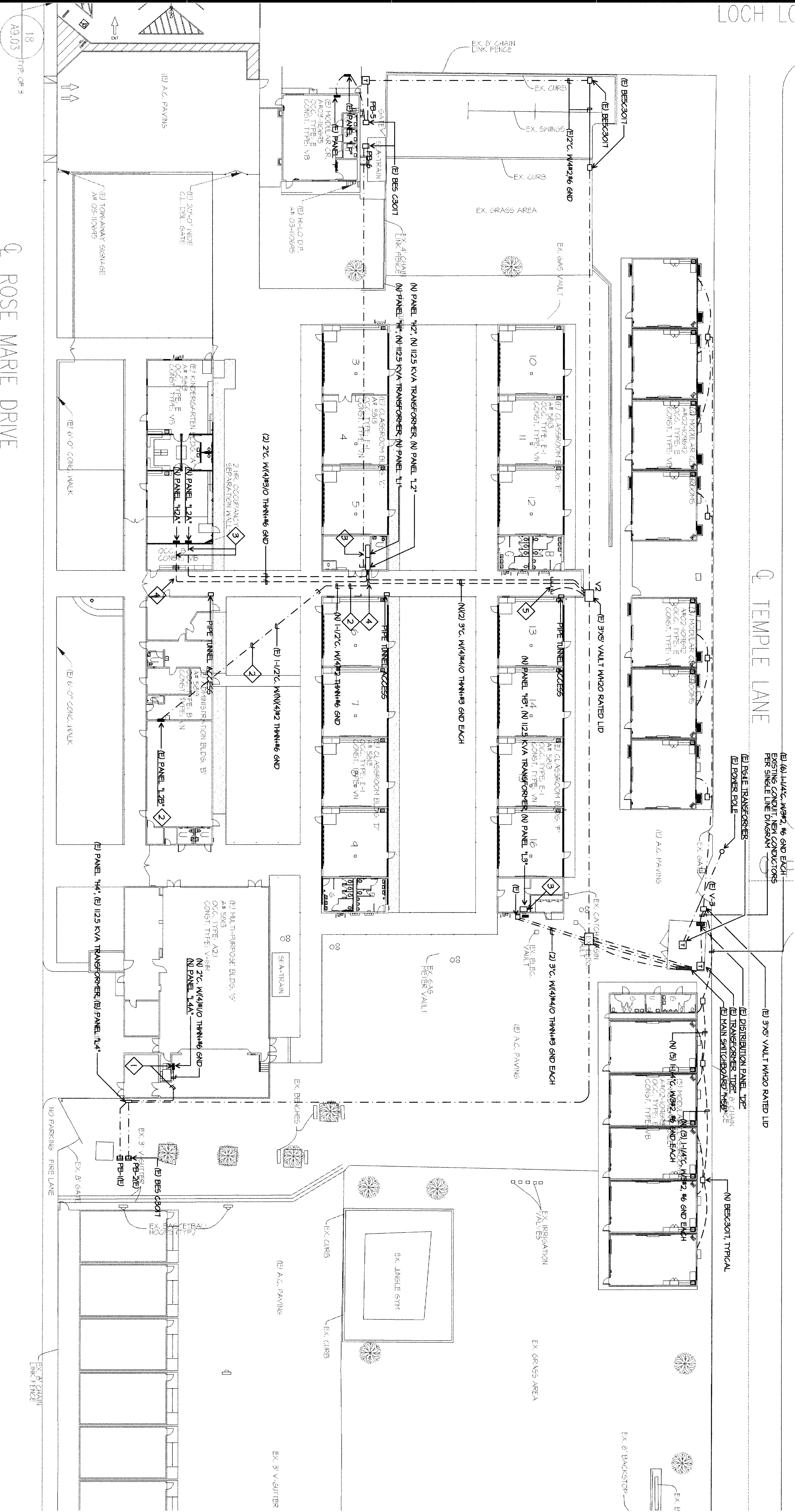
ELECTRICAL DEMOLITION SITE PLAN

Job No. **1894300**

Date: **1-14-2009**

E-10

LOCH LC



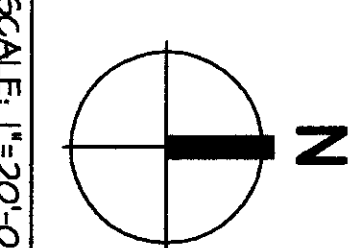
ELECTRICAL SITE PLAN

ROSE MARIE DRIVE


TEMPLE LANE

RTY ST.

- ELECTRICAL SITE PLAN NOTES**
- 1 SCOTTS FEEDER UNDER STAGE. INSTALL PANEL 14A IN NEW WALL.
 - 2 INTERCEPT RAINWATER CONDUIT BETWEEN ZINCO DISTRIBUTION PANEL AND PANEL 14. REMOVE CONDUIT COMPLETE. INTERCEPT AND EXTEND CONDUIT TO PANEL 12. INSTALL NEW FEEDERS AS SHOWN. PROVIDE GROUND BUS. REPAIR PANEL 12B.
 - 3 SAWCUT FLOOR. REPAIR TO MATCH EXISTING.
 - 4 CORE THROUGH TUNNEL.
 - 5 EXISTING CONDUIT FROM MAIN POT TUNNEL. EXTEND (A) 1/2" CONDUIT TO NEW PANEL 14 AND HZ. PROVIDE FEEDERS AS SHOWN ON SINGLE LINE DIAGRAM SHEET E-11.



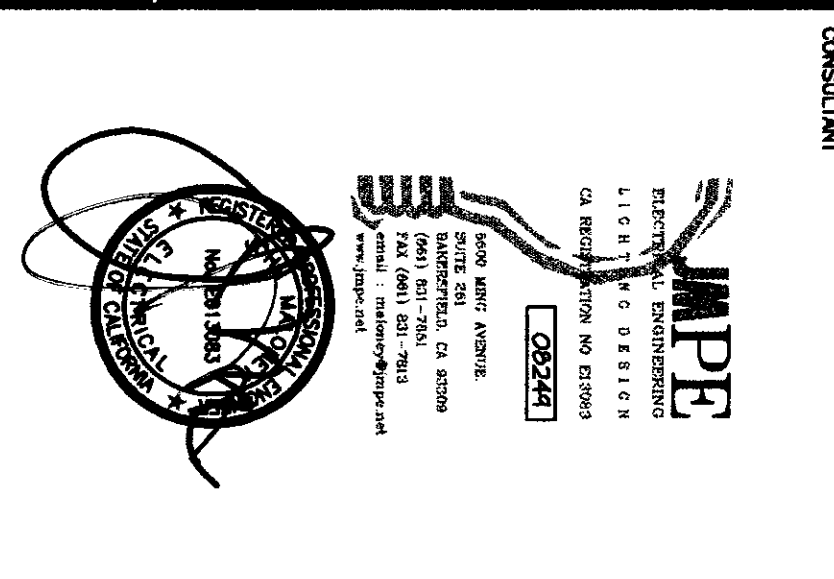

SCALE 1"=20'-0"



HEADQUARTERS OFFICE:
14 South Lake Avenue, 2nd Floor
Pasadena, California 91101
Phone: 626.799.1000
Fax: 626.799.1001
Email: fmoody@flemwell.com

ANTelope VALLEY OFFICE:
10000 Antelope Valley Blvd.
Lanham, California 93034
Phone: 805.937.1000
Fax: 805.937.1001
Email: antelope@flemwell.com

An Employee Owned Corporation



AGENCY:
REGISTRATION STATE
DIV OF THE STATE ARCHITECT
APPROX 11 28 17
DATE: 11 28 17
AC: RST/MS/LS
DATE: 11 28 17

Drawn by	AC
Checked by	PH
Revisions	Drawn
No.	Description

**MODERNIZATION PROJECT AT
EVERGREEN ELEMENTARY SCHOOL**
2600 ROSE MARIE DRIVE
BAYERSFIELD, CA 93304

BAYERSFIELD CITY SCHOOL DISTRICT

**ELECTRICAL
SITE PLAN**

Job No. 1894300
Date 1-14-2009
E-11

SITE HVAC ELECTRICAL PLAN NOTES

1 GRIFFOOF RECEPT/FACTS SHALL HAVE W.P.N.-ISE COVERS, TYPICAL.


2 RE-FEED UNITS FROM NEW PANELS AS SHOWN ON SHEET E-12.



HEADQUARTERS OFFICE:
 40 South Main Street
 Pasadena, California 91101
 Telephone: (626) 799-1111
 Email: info@flemingmoody.com

ANTELOPE VALLEY OFFICE:
 4000 West 10th Street
 Lancaster, California 93534
 Telephone: (805) 391-3333
 Email: info@flemingmoody.com

An Equal Opportunity Employer



CONSULTANT:

MJPE
 10000 Wilshire Blvd., Suite 1000
 Los Angeles, CA 90024
 Telephone: (310) 205-1111
 Email: info@mjpe.com

ARCHITECT:

BERNARDINI STAMPE
 600 N. WILSON AVENUE
 ANAHEIM, CA 92805
 PHONE: 714.771.8171
 FAX: 714.771.8171
 DATE: FEBRUARY 18, 2010

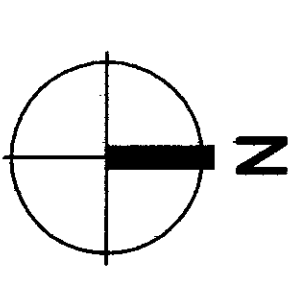
OWNER:
 BAKERSFIELD CITY SCHOOL DISTRICT
 2800 ROSE MARIE DRIVE
 BAKERSFIELD, CA 93304

PROJECT:
 MODERNIZATION PROJECT AT
 EVERGREEN ELEMENTARY SCHOOL

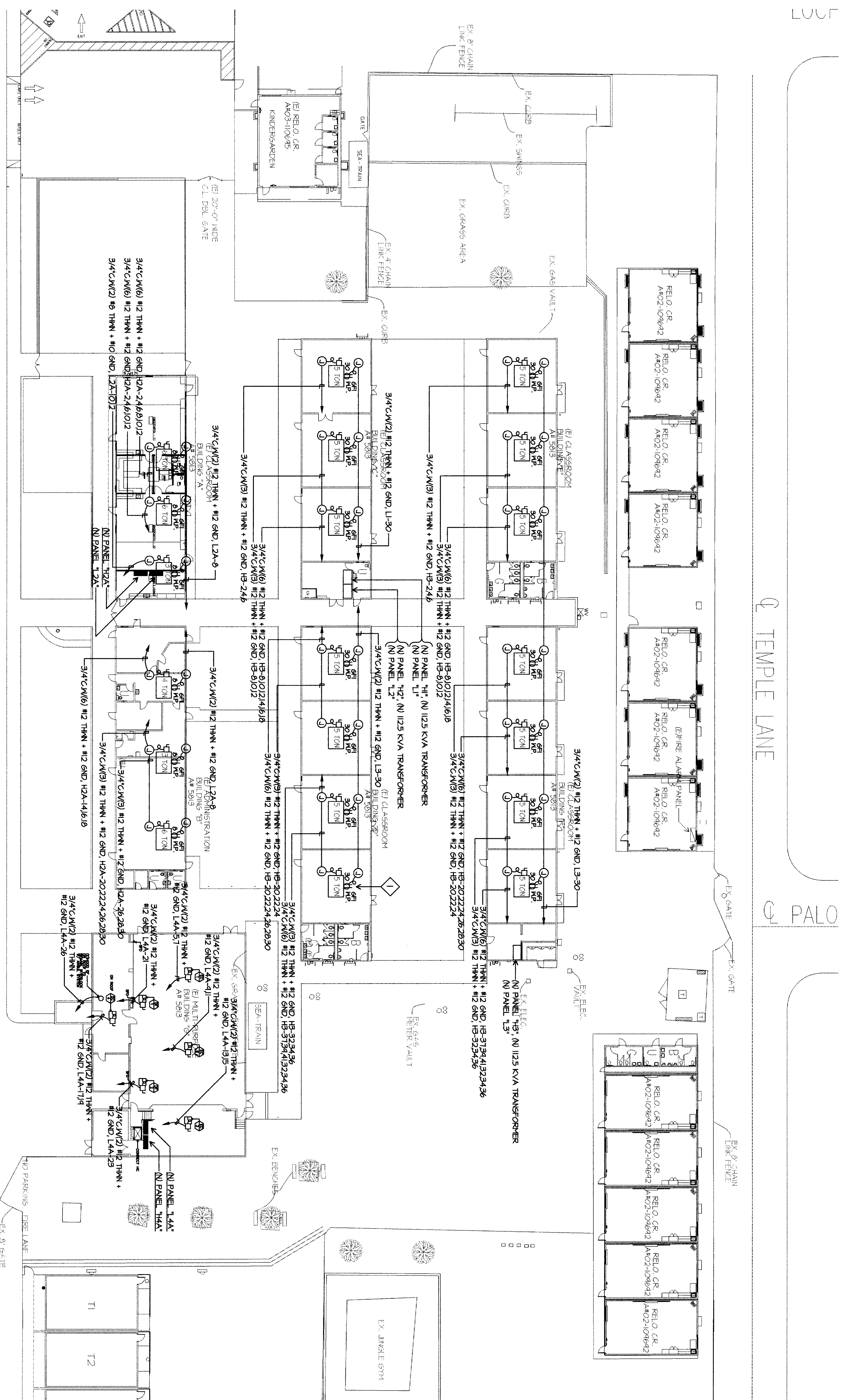
DATE:
 1-14-2009

PROJECT:
 BAKERSFIELD CITY SCHOOL DISTRICT
 MODERNIZATION PROJECT AT
 EVERGREEN ELEMENTARY SCHOOL

DATE:
 1-14-2009



SCALE: 1"=20'-0"



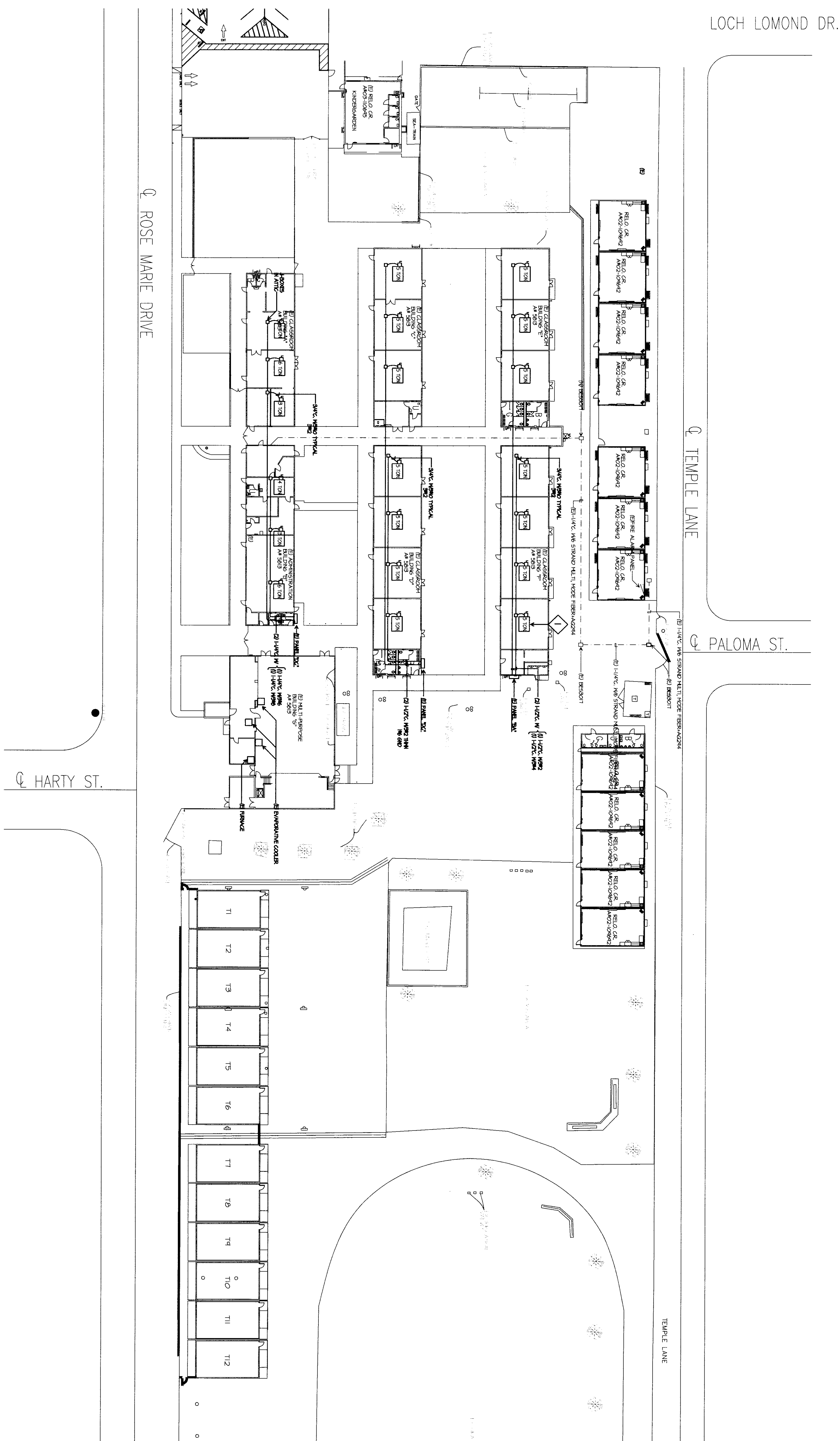
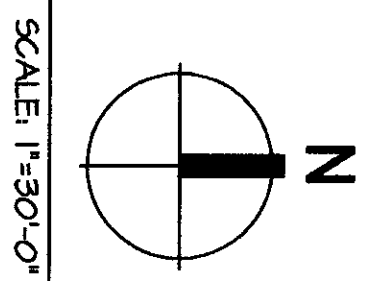
SITE HVAC ELECTRICAL PLAN

Q ROSE MARIE DRIVE


Q TEMPLE LANE

Q PALO

EXISTING SITE HVAC ELECTRICAL PLAN



- EXISTING SITE HVAC ELECTRICAL PLAN NOTES**
- 1 REMOVE ALL FEEDERS FROM HVAC UNITS COMPLETE. ENSURE THAT ENERGY EFFICIENT AIR FILTERS ARE INSTALLED. REPAIR ALL CONNECTIONS AS REQUIRED TO MAINTAIN UNITS IN COMPLIANCE WITH BRUNN, WILCOX, BAKERSFIELD SCHOOL DISTRICT. 661-431-5883.
 - 2 RE-FEED UNITS FROM NEW PANELS AS SHOWN ON SHEET E-12.




FLEWELLING & MOODY
architects for education

HEADQUARTERS OFFICE:
141 South Main Avenue, 2nd Floor
Bakersfield, CA 93304
Phone: 805.833.4100
Fax: 805.833.4107
Email: flewelling@flewellinqm.com

ANTIOPE VALLEY OFFICE:
1033 Main Avenue, Bakersfield
805.833.4100
805.833.4107
805.833.4107
805.833.4107
Email: flewelling@flewellinqm.com

An Employee Owned Corporation



CONSULTANT

JMPE
JAMES MOORE PROJECT ENGINEERS
1033 MAIN AVENUE, SUITE 100
BAKERSFIELD, CA 93304
PHONE: 805.833.4100
FAX: 805.833.4107
WWW.JMPE.COM

AGENCY

MODERNIZATION GROUP
DIVISION OF EDUCATION
1128 17
APR03 11 28 17
AC: FLEWELLING & MOODY
DATE: APRIL 19 2010

Drawn by: AC
Checked by: PH


BAKERSFIELD CITY SCHOOL DISTRICT

**MODERNIZATION PROJECT AT
EVERGREEN ELEMENTARY SCHOOL**
2600 ROSE MARIE DRIVE
BAKERSFIELD, CA 93304

Job No. **1984300**

Date: **1-14-2009**

E-13




FLEWELLING & MOODY
architects for education


HEADQUARTERS OFFICE:
141 South Lake Avenue, 2nd Floor
Brea, CA 92610
Tel: 949.453.1177
Fax: 949.453.1177
E-Mail: info@flewellingmoody.com

ANTELOPE VALLEY OFFICE:
1025 Walnut Street, Suite 200
Antelope, CA 95709
Tel: 916.486.2771 Fax: 916.486.2843
E-Mail: info@flewellingmoody.com


An Ecotopix Group Corporation



CONSULTANT



JMPE
ARCHITECTURAL SERVICES
10000 BUCKLE UP DRIVE
DUBLIN, CA 94568
TEL: 925.835.1200
WWW.JMPE.COM



AGENCY

INDEPENDENT STATE CAMP
DIV. OF THE STATE ARCHITECT
APPRO. 11.8.17
A/C: FISHER, S.S./T.Z.
DATE: MAR. 1.9.2010

DESIGN BY

AC

CONSULTED BY

FH

REVISIONS

NO.

DATE

DESCRIPTION

As Drawings and the Project of the State of California, the State Architect is responsible for the design and construction of the project. The State Architect is not responsible for the design and construction of the project. The State Architect is not responsible for the design and construction of the project.

MODERNIZATION PROJECT AT
EVERGREEN ELEMENTARY SCHOOL
2600 ROSE MARIE DRIVE
BAKERSFIELD, CA 93304

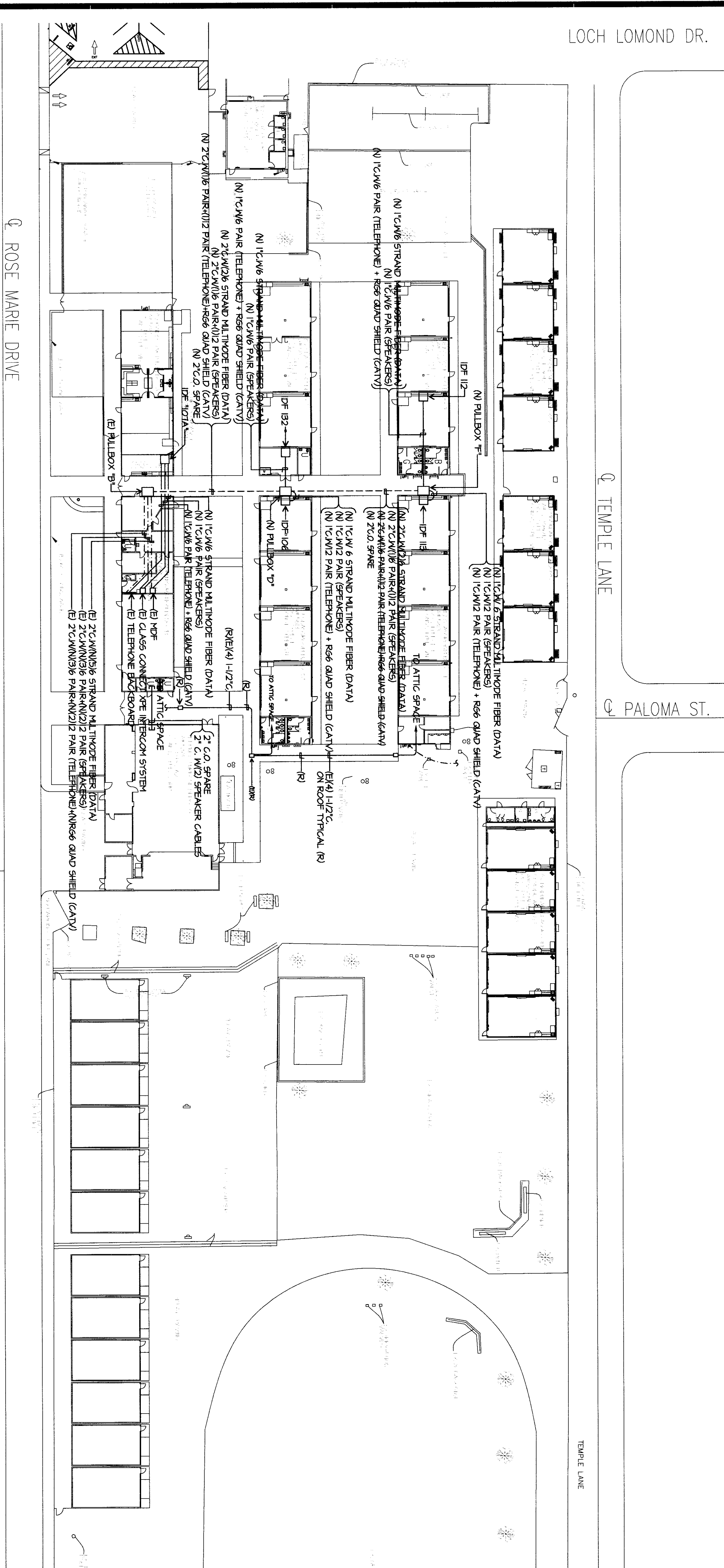
BAKERSFIELD CITY SCHOOL DISTRICT

SITE
COMMUNICATION PLAN

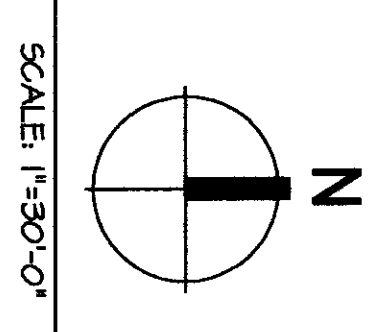
Job No.
884200


Date
1-14-2009

E-14



SITE COMMUNICATION PLAN



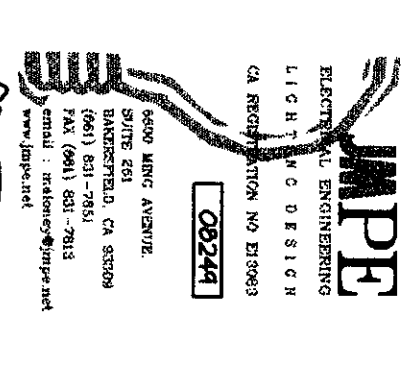



FLEWELLING & WOODY
architects for education

HEADQUARTERS OFFICE:
941 South Lake Avenue, Suite 100
Pasadena, California 91107
Phone: 626.799.9000
Fax: 626.799.9001
E-Mail: info@flewellingwoody.com

ANTELOPE VALLEY OFFICE:
1000 West Lancaster Boulevard
Lancaster, California 93534
Phone: 805.251.1000
Fax: 805.251.1001
E-Mail: antelope@flewellingwoody.com

An Employee Owned Corporation



AGENCY

INDEPENDENT SCHOOL
DISTRICT OF BAKERSFIELD
2400 ROSE MADE DRIVE
BAKERSFIELD, CA 93304
APPROVED: 11.18.17
DATE: 11.18.17
BY: J.M.P.E. No. 11188
DATE: 11.18.17

Drawn by: AC
Checked by: PH

No.	Date	Description

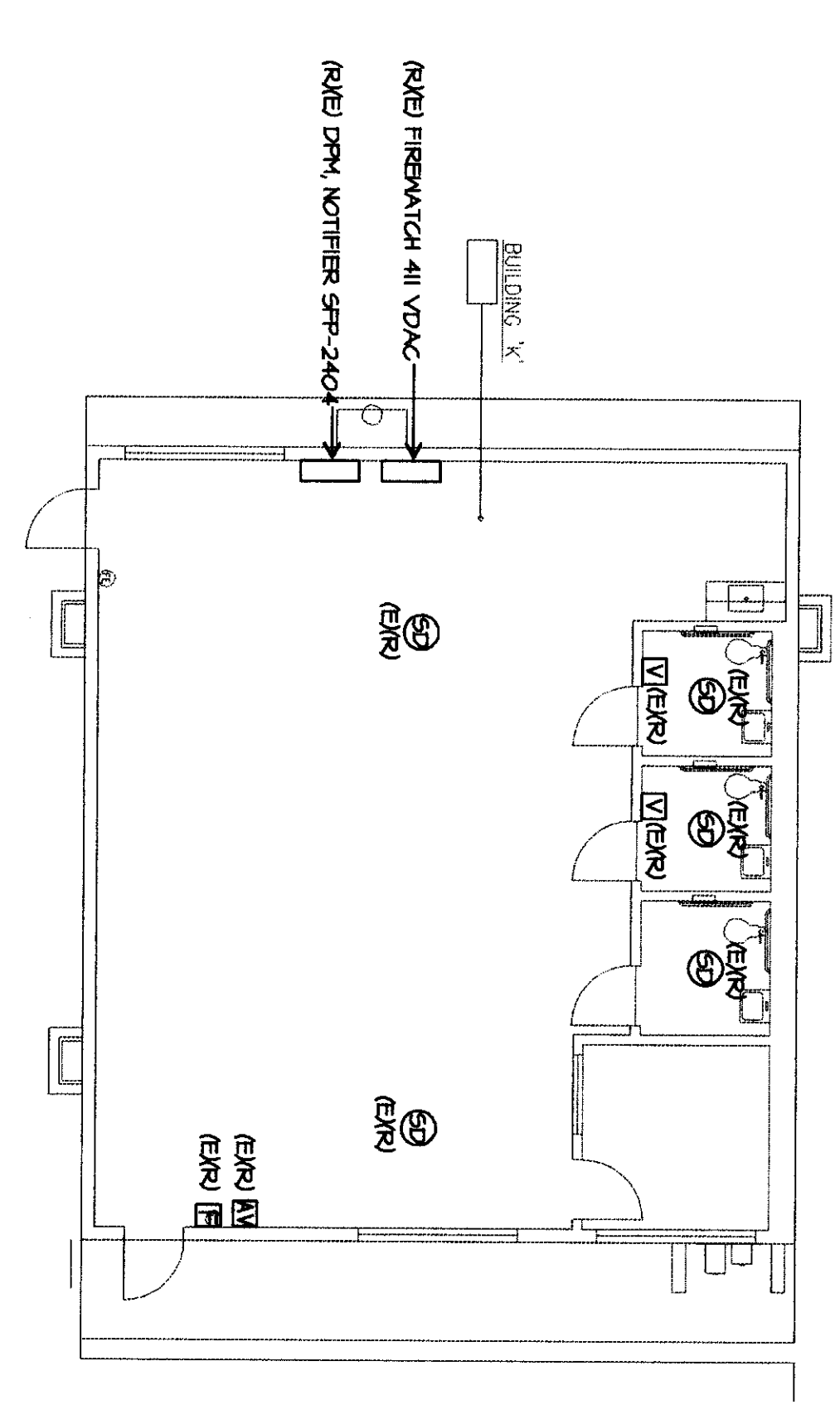
At Attention shall be retained as the date of the construction and completion of the project. The architect shall be responsible for the project until the date of completion. The architect shall be responsible for the project until the date of completion.

MODERNIZATION PROJECT AT
EVERGREEN ELEMENTARY SCHOOL
2400 ROSE MADE DRIVE
BAKERSFIELD, CA 93304

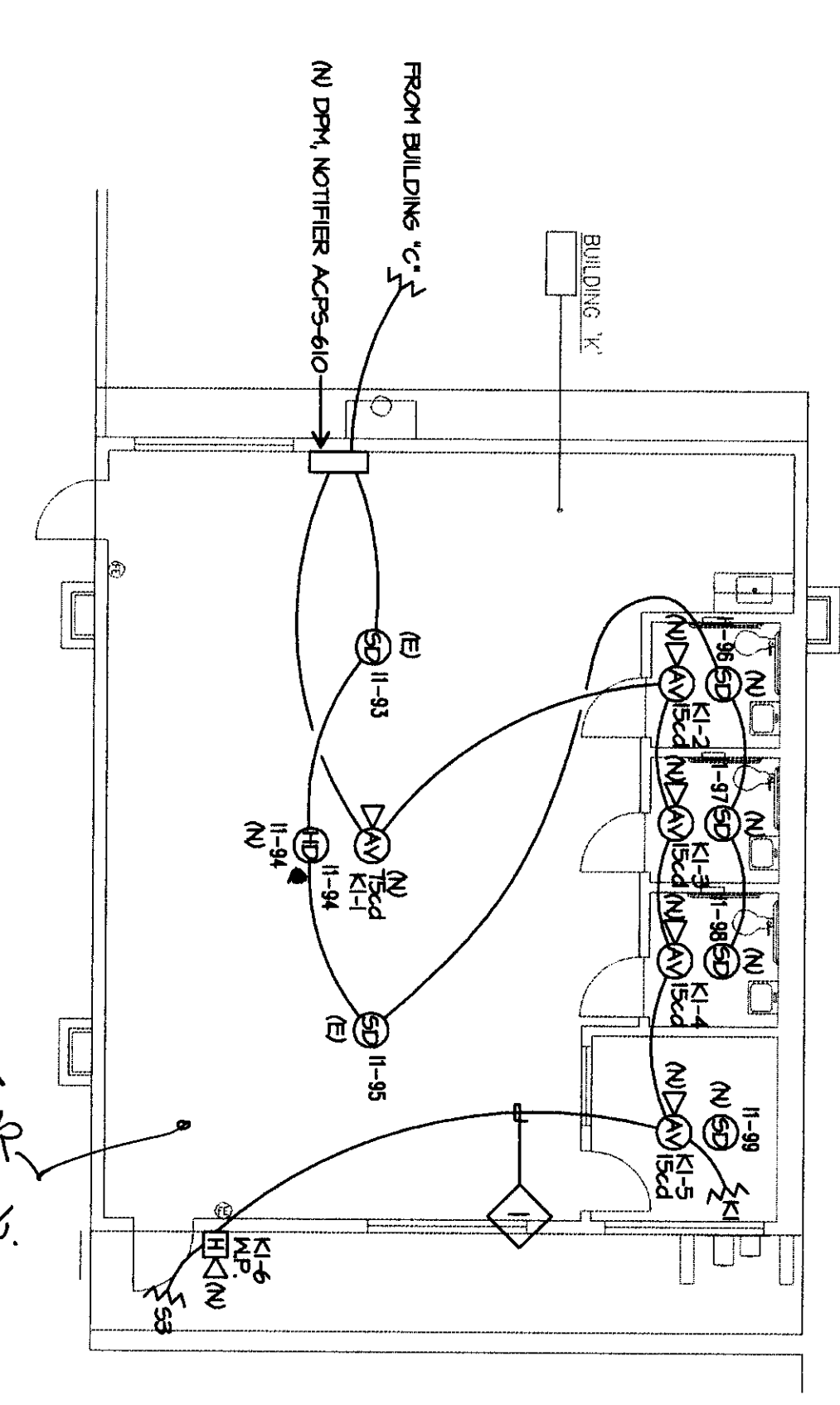
BAKERSFIELD CITY SCHOOL DISTRICT

BUILDING K FIRE ALARM
DEMOLITION PLAN
BUILDING K FIRE ALARM
PLAN

Job No.
1894300
Date
1-14-2009
E-10.3




BUILDING K FIRE ALARM DEMOLITION PLAN



BUILDING K FIRE ALARM PLAN

FIRE ALARM PLAN NOTES

- 1. SUPPLY THE ALARM CABLES EVERY 5' W/ RED HOOKS AT LEAST 6' ABOVE CEILING. TYPICAL. FIRE ALARM CABLES AND THEIR STRUTTING SHALL BE INDEPENDENT FROM COMMUNICATION CABLE STRUTTING. TYPICAL.




FLEWELLING & GODOY
architects for education


HEADQUARTERS OFFICE:
1400 Franklin Street
San Francisco, California 94115
TEL: 415.774.1100 FAX: 415.448.4477
EMAIL: fwg@flewellingandgodoy.com

ANTELOPE VALLEY OFFICE:
10000 Westchester Drive
Dallas, Texas 75243
TEL: 972.771.1111 FAX: 972.771.1112
EMAIL: fwg@flewellingandgodoy.com

An Employee Owned Corporation



ARCHITECT



CONSULTANT

AGENCY
EDUCATION STAFF
DIV OF THE STATE ARCHITECT
APR 03 11 28 17
RASCHE & ASSOCIATES
DATE: MAR 18 2009

Drawn by	Checked by	Revised	Date	Description
AC	PH			

As shown on this drawing, the location of the site for the proposed project is shown in relation to the surrounding area. The location of the project is shown in relation to the surrounding area. The location of the project is shown in relation to the surrounding area.

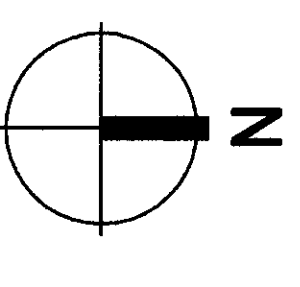
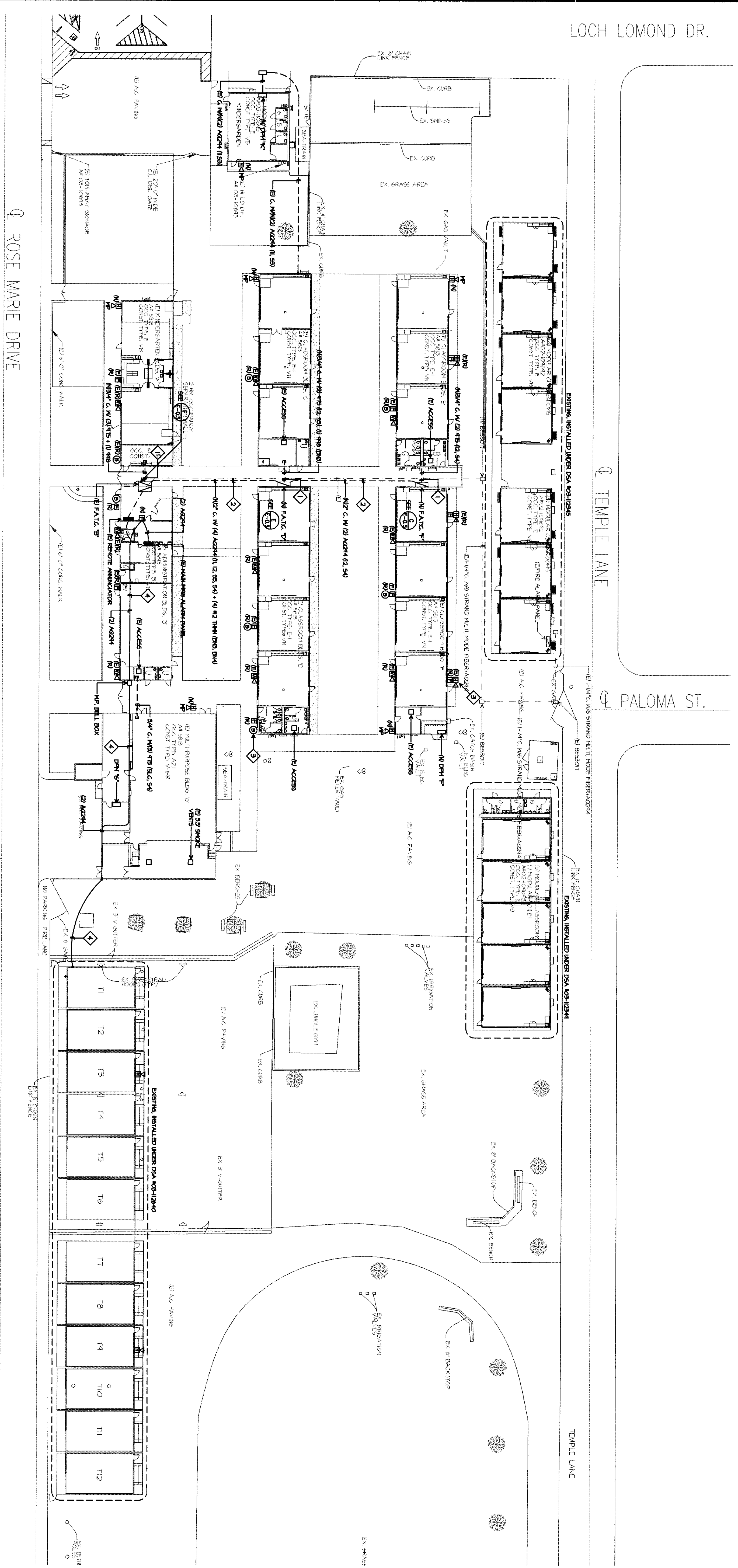
MODERNIZATION PROJECT AT
EVERGREEN ELEMENTARY SCHOOL,
2950 ROSE WARE DRIVE
BAKERSFIELD, CA 93304

BAKERSFIELD CITY SCHOOL DISTRICT

PARTIAL
FIRE ALARM
SITE PLAN


Job No. 1894500
Date 1-14-2009
E-2

- PARTIAL FIRE ALARM SITE PLAN NOTES
- 1 INITIAL CONCRETE ABOVE SHALL BE AT THE SPACE BETWEEN BUILDINGS.
 - 2 INITIAL CONCRETE BETWEEN, CORNER CONCRETE, WITHIN AREA AROUND CONCRETE PERIMETER TO MATCH EXISTING.
 - 3 REMOVE EXISTING SERVICES COMPLETE TYPICAL. REMOVE ALL CABLE REQUIRED BY NEMF 72.
 - 4 WHEN FUTURE CLASSROOMS ARE REMOVED, REMOVE EXTERIOR AND INTERIOR SERVICES, PLUMBING AND CONSTRUCTION BAKERSFIELD CITY SCHOOL DISTRICT 90 01 03 08.



SCALE: 1"=30'-0"

PARTIAL FIRE ALARM SITE PLAN




FLEWELLING & M O O D Y
architects education

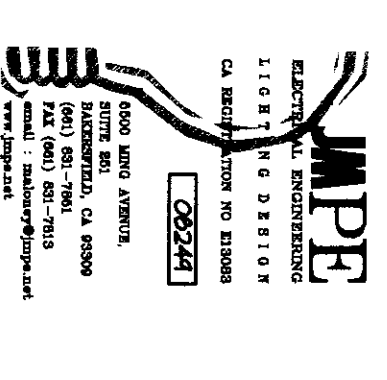
HEADQUARTERS OFFICE:
41 South Lake Avenue, 2nd Floor
Pasadena, CA 91101
Tel: 626.799.1177
Fax: 626.799.1178
E-Mail: info@flemingmoody.com

ANTELOPE VALLEY OFFICE:
1535 West Lancaster Boulevard
Rockwell, CA 94740
Tel: 925.861.8433
Fax: 925.861.8434
E-Mail: info@flemingmoody.com


An Equal Opportunity Employer



ARCHITECT



CONSULTANT



AGENCY

REGISTRATION STAMP
DW OF THE STATE ARCHITECT
APPROX 112817
AC/L/PLS/RS
DATE MAR 18 2010

Drawn by: AC
Checked by: PH
Revisions:
No. | Date | Description

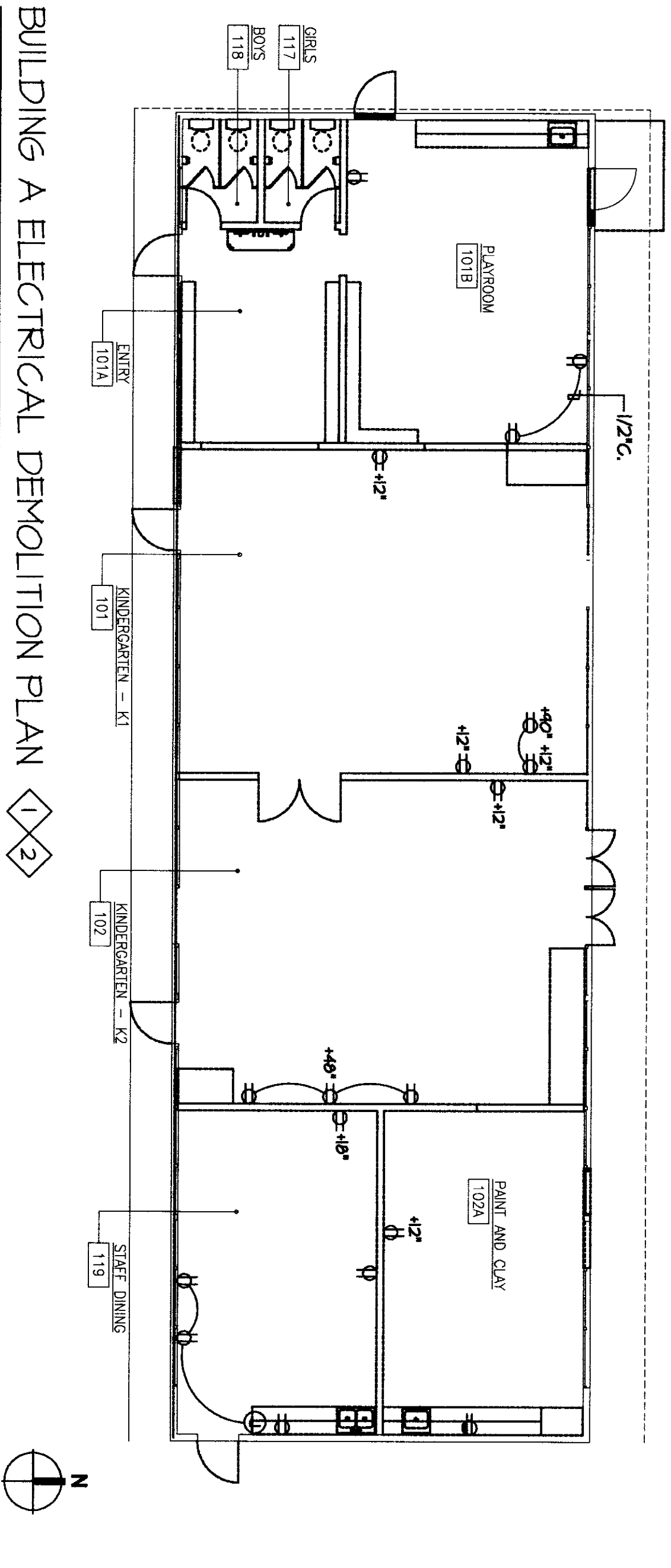
MODERNIZATION PROJECT AT
EVERGREEN ELEMENTARY SCHOOL,
BAKERSFIELD, CA 93304

BAKERSFIELD CITY SCHOOL DISTRICT

BUILDING A ELECTRICAL
DEMOLITION PLAN
BUILDING A ELECTRICAL PLAN

Job No. **1894200**
Date: **1-14-2009**
E-3.0

- ELECTRICAL DEMOLITION PLAN NOTES**
- 1 CONTRACTOR SHALL REMOVE DEVICES, BOXES, FITTINGS, CONDUIT, SURFACE RACEWAY AND CONDUCTORS ETC. BACK TO PANEL SERVING THEM. PROVIDE BLANKS FOR ALL UNUSED PANELS. PROVIDE BLANKS FOR ALL UNUSED PANELS WITH ROBERT VAN TASSEL SUPERVISOR SIGNATURE AND CONSTRUCTION, BAKERSFIELD CITY SCHOOL DISTRICT 661-631-5885.
 - 2 WHERE REMOVED DEVICES, ETC. SERVE DOWNSTREAM ONES TO REMAIN, RE-CONNECT THESE.

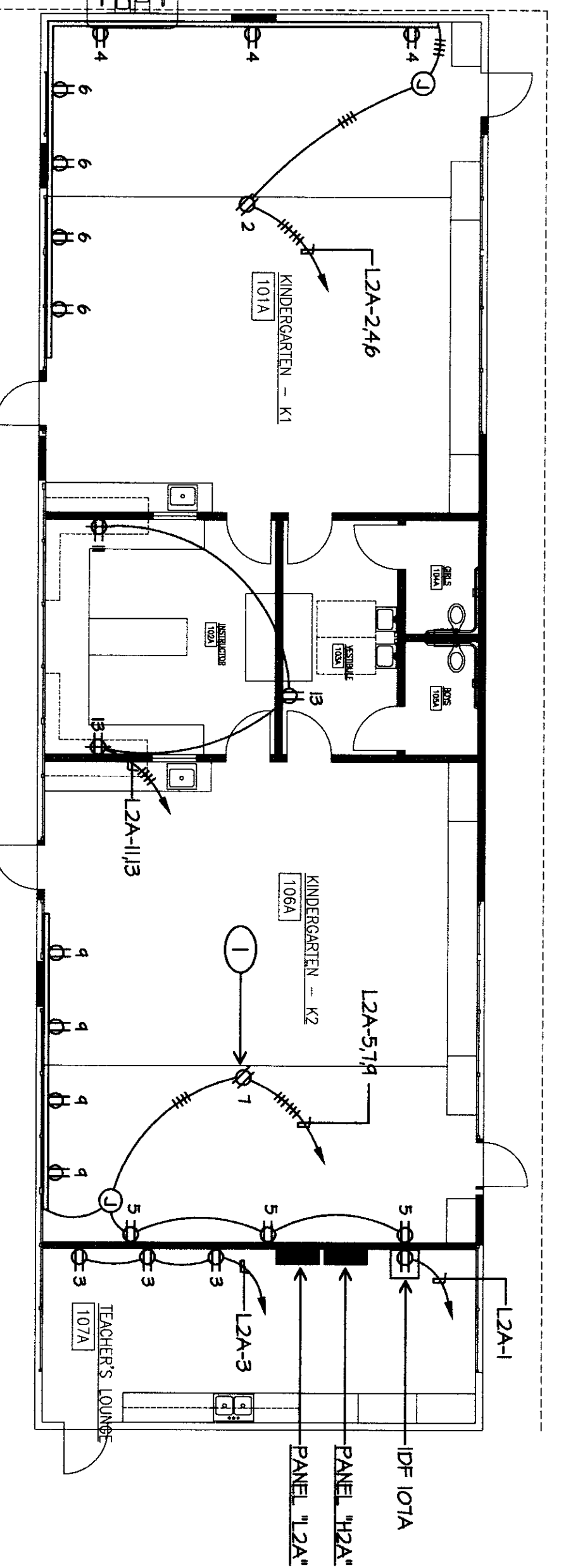


BUILDING A ELECTRICAL DEMOLITION PLAN 1/3

SCALE: 1/8"=1'-0"

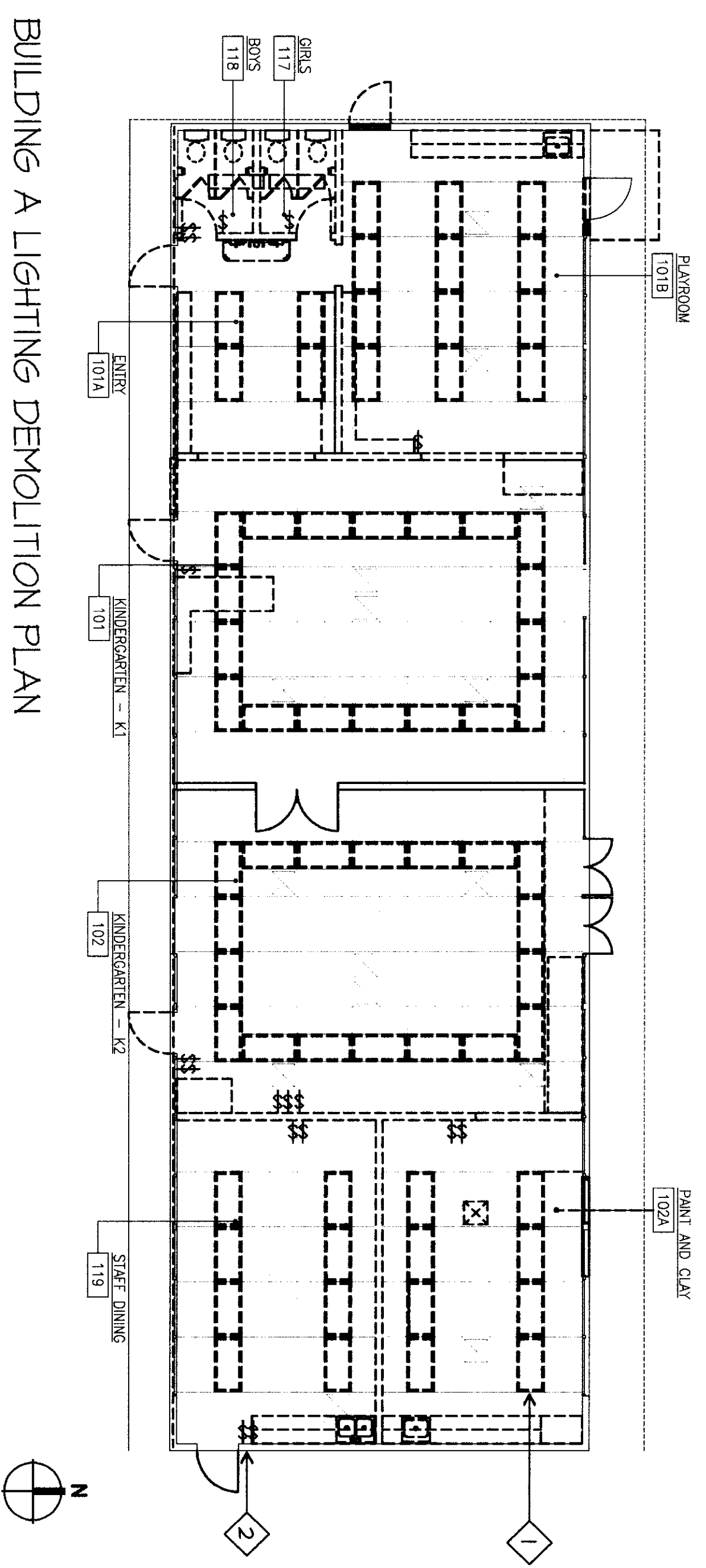
ELECTRICAL PLAN NOTES

- 1 QUANTITY OF DEVICES, BOXES, FITTINGS, CONDUIT, SURFACE RACEWAY AND CONDUCTORS ETC. TO BE REMOVED SHALL BE AS SHOWN ON THIS PLAN.



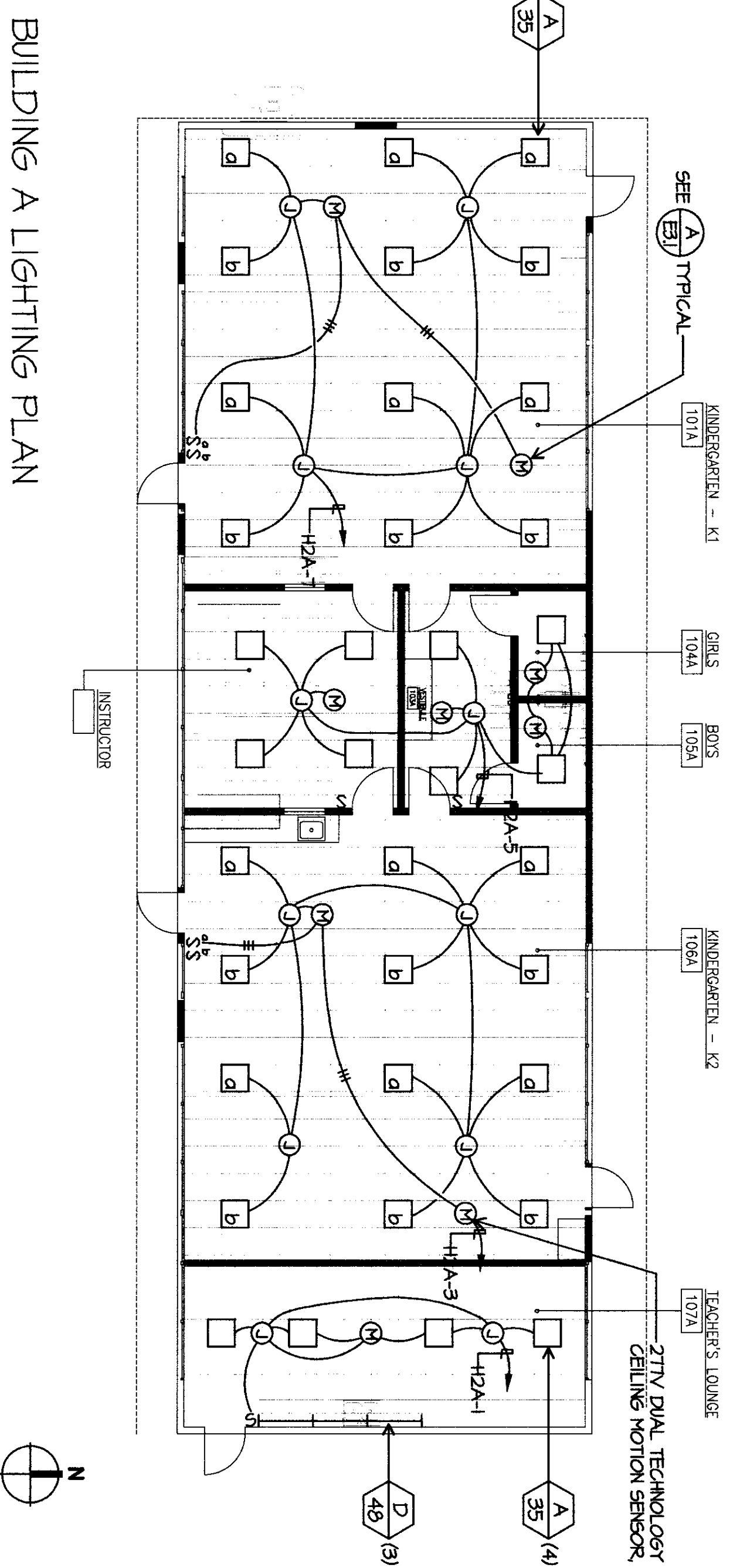
BUILDING A ELECTRICAL PLAN

SCALE: 1/8"=1'-0"



LIGHTING DEMOLITION PLAN NOTES

- 1 REMOVE AND DISPOSE OF EXISTING LIGHT FIXTURES COMPLETE. DEMOLISH EXISTING CONDUIT CONDUIT & CONDUCTORS BACK TO SERVING PANEL.
- 2 REMOVE AND DISPOSE OF ALL SWITCHES IN BUILDING TYPICAL.



FLEWELLING & MOODY
architects + education

HEADQUARTERS OFFICE:
141 South Lake Avenue, Suite 100
Brea, CA 92610
Phone: 949.424.4477 FAX: 949.424.4477
Email: flewelling@flemingmoody.com

ANNELOPE VALLEY OFFICE:
1035 Third Street, Suite 100
Walton Hills, OH 44126
Phone: 440.947.7771 FAX: 440.947.3484
Email: bharwood@flemingmoody.com
An Employee Owned Corporation

ARCHITECT: FLEWELLING & MOODY ARCHITECTS INC. LICENSED ARCHITECTS

CONSULTANT: JMPE CONSULTING ENGINEERS INC. LICENSED PROFESSIONAL ENGINEERS

DATE: APR 18 2010

DESIGNER: AC

CHECKED BY: PH

PROJECT: MODERNIZATION STAMP ON THE STATE ARCHITECT APROG 112817 AC, LIC # 12888 R-2 DATE: APR 18 2010

PROJECT: MODERNIZATION PROJECT AT EVERGREEN ELEMENTARY SCHOOL 2800 ROSE WARE DRIVE BAKERSFIELD, CA 93304


OWNER: BAKERSFIELD CITY SCHOOL DISTRICT

TITLE: BUILDING A LIGHTING DEMOLITION PLAN BUILDING A LIGHTING PLAN

JOB NO.: 1994200

DATE: 1-14-2009

SCALE: E-3.1




FLEWELLING & MOODY
architects for education

HEADQUARTERS OFFICE:
111 South Lead Avenue, Oak Park
Oak Park, IL 60452
TEL: 708/465-1177
FAX: 708/465-1177
EMAIL: flewelling@flewellingmoody.com

ANNELOPE WALLEY OFFICE:
1053 West Lincoln Boulevard
Bakerfield, CA 93311
TEL: 805/832-1544
FAX: 805/832-2843
EMAIL: h.balazser@flewellingmoody.com


An Employee Owned Corporation



PROJECT:

CONSULTANT:

JMPE
1505 S. 16th Street
Tulsa, OK 74106
TEL: 918/436-3600
FAX: 918/436-3602
WWW.JMPE.COM



AGENCY:

INVESTIGATION STAMP
DIV OF THE STATE ARCHITECT
APPROV. 4/12/17
4/12/17
4/12/17
APPROV. 4/12/17
APPROV. 4/12/17
APPROV. 4/12/17

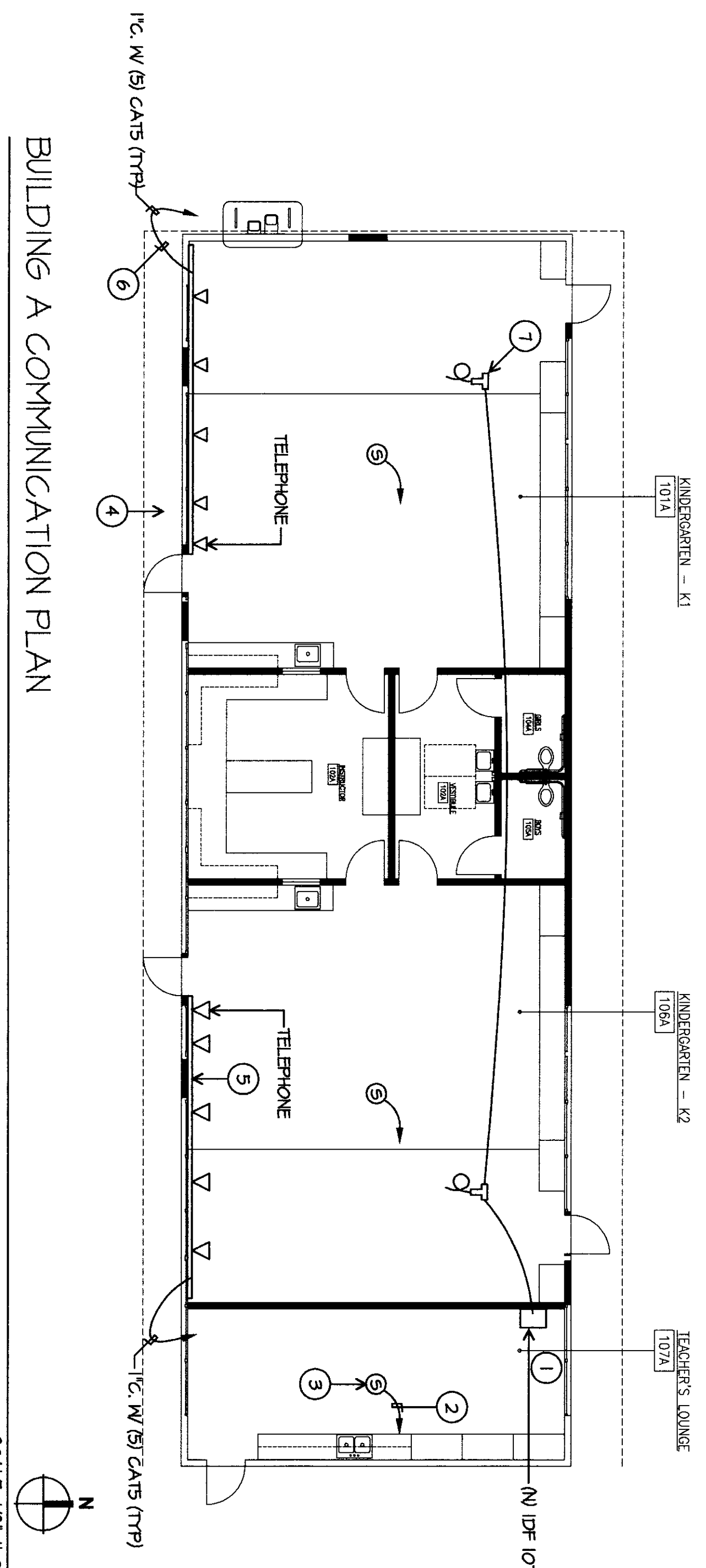
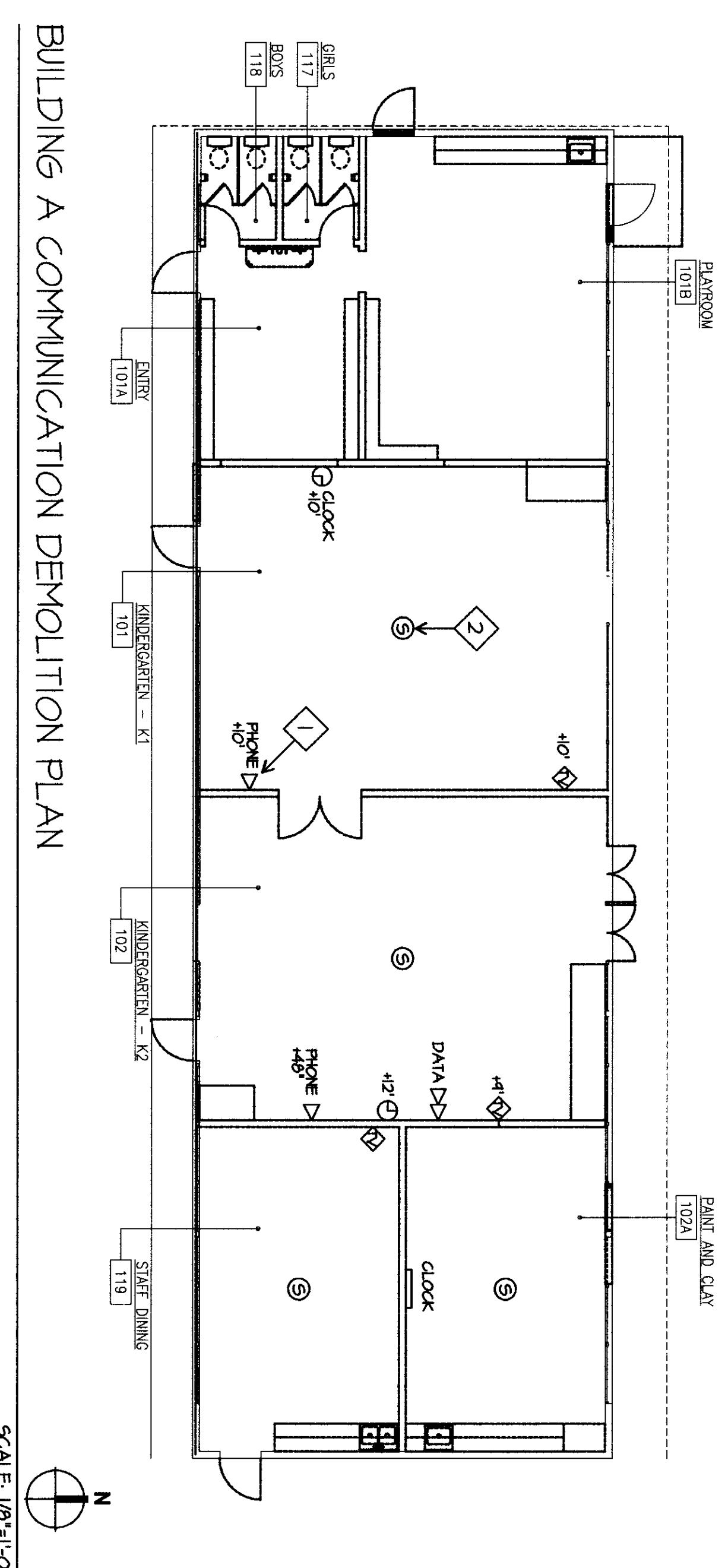
Drawn by: AC
Checked by: PH
Revision:
No. _____ Date _____ Description _____
1-14-2009

**MORNINGSTAR PROJECT AT
ENERGISEN ELEMENTARY SCHOOL**
3800 BSEE WAYE DRIVE
BAKERFIELD, CA 93304

BAKERFIELD CITY SCHOOL DISTRICT
**BUILDING A COMMUNICATION
DEMOLITION PLAN
BUILDING A COMMUNICATION
PLAN**

JOB No.
1894200
E-32
1-14-2009

COMMUNICATION DEMOLITION PLAN NOTES
1. REFER TO THE HANGING TRANSFORMER CONNECTION, TYPICAL.
2. REMOVE AND WIREBEND TO COMPLETE TYPICAL. REMOVE TV, DATA AND TELEPHONE. BRUSH, REMOVE AND CABLE COMPLETE TYPICAL.
3. REMOVE SPEAKERS AND ALL SPEAKER CABLE COMPLETE TYPICAL.


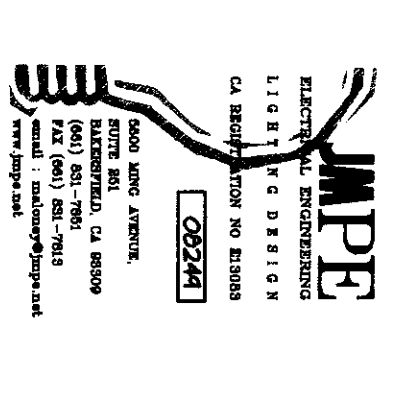



COMMUNICATION PLAN NOTES
1. CONTRACTOR SHALL PROVIDE NEW PRE-ENCLOSURE, INSTALL AND CONNECT NEW MIDDLE MOUNTING BRACKETS WITH A PLATE, INSTALL HOOK BLOCKS, PROVIDE 1/4" x 1/4" x 3/8" HANGERS, AND WIREBEND TO COMPLETE TYPICAL.
2. SUPPORT THE HANGING AND/OR DATA AND/OR SPEAKER CABLES WITH 25' x 25' (OR EQUAL) CEILING MOUNTED SPEAKERS. PROVIDE AT LEAST TWO 25' x 25' (OR EQUAL) CEILING MOUNTED SPEAKERS.
3. PROVIDE CORRECT POLARITY AND CORRECT WIRING TO EACH SPEAKER.
4. PROVIDE CORRECT POLARITY AND CORRECT WIRING TO EACH SPEAKER.
5. PROVIDE CORRECT POLARITY AND CORRECT WIRING TO EACH SPEAKER.
6. PROVIDE CORRECT POLARITY AND CORRECT WIRING TO EACH SPEAKER.
7. PROVIDE CORRECT POLARITY AND CORRECT WIRING TO EACH SPEAKER.

HEADQUARTERS OFFICE:
411 South Lake Avenue, Suite 100
West Covina, CA 91791
TEL: 626-835-1177
FAX: 626-835-1178
EMAIL: flewelling@flewellingmoody.com

ANTELOPE VALLEY OFFICE:
1025 West Lancaster Boulevard
Antelope, CA 95721
TEL: 916-867-7771 FAX: 916-867-8243
EMAIL: fv-office@flewellingmoody.com

An Employee Owned Corporation



AGENCY: IDENTIFICATION NUMBER
DIV. OF THE STATE ARCHITECT
APPROVED 11 28 17
DATE 11/28/17
PROJECT NO. 1894200

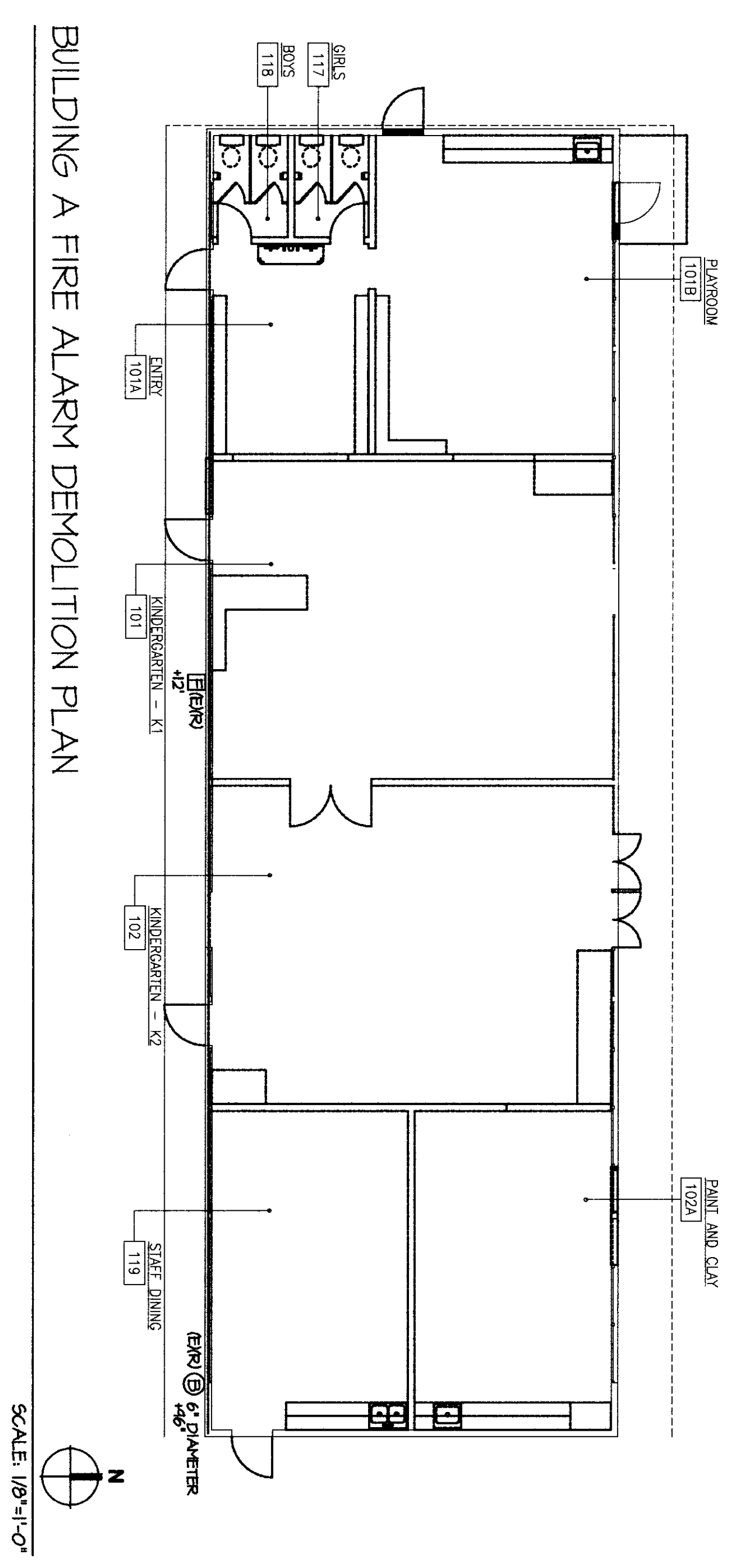
Drawn by	AC	
Checked by	PH	
Revisions		
No.	Date	Description

At Antelope, California, this is to certify that I, the undersigned, a duly Licensed Professional Engineer, have prepared the drawings and specifications for the construction of the project described herein, and that I am a duly Licensed Professional Engineer in the State of California, License No. 44528, and that I am the author of the drawings and specifications herein.

**MOOREMARTIN PROJECT AT
EMERGEN ELEMENTARY SCHOOL,
BAKERSFIELD, CA 93304**

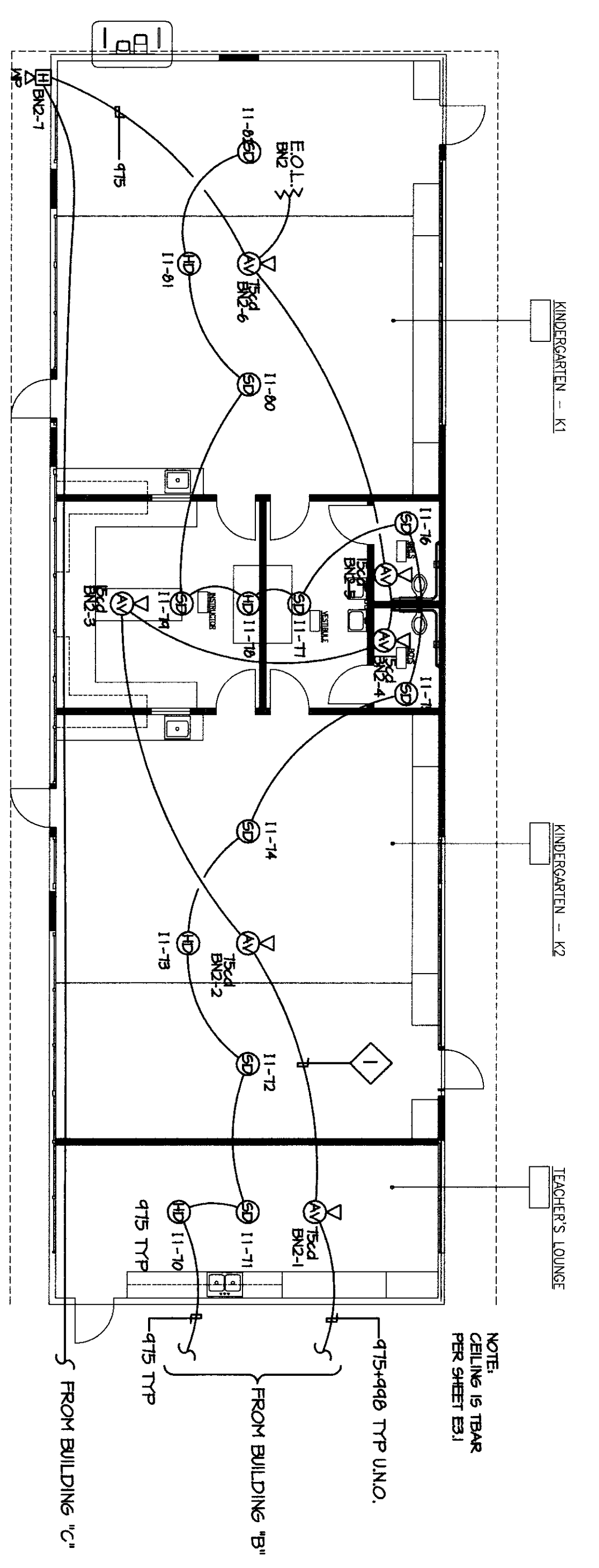
BAKERSFIELD CITY SCHOOL DISTRICT
**BUILDING A FIRE ALARM
DEMOLITION PLAN
BUILDING A FIRE ALARM
PLAN**

Job No.
1894200
Date
1-14-2009
E-3.3



BUILDING A FIRE ALARM DEMOLITION PLAN

SCALE: 1/8"=1'-0"



BUILDING A FIRE ALARM PLAN

SCALE: 1/8"=1'-0"

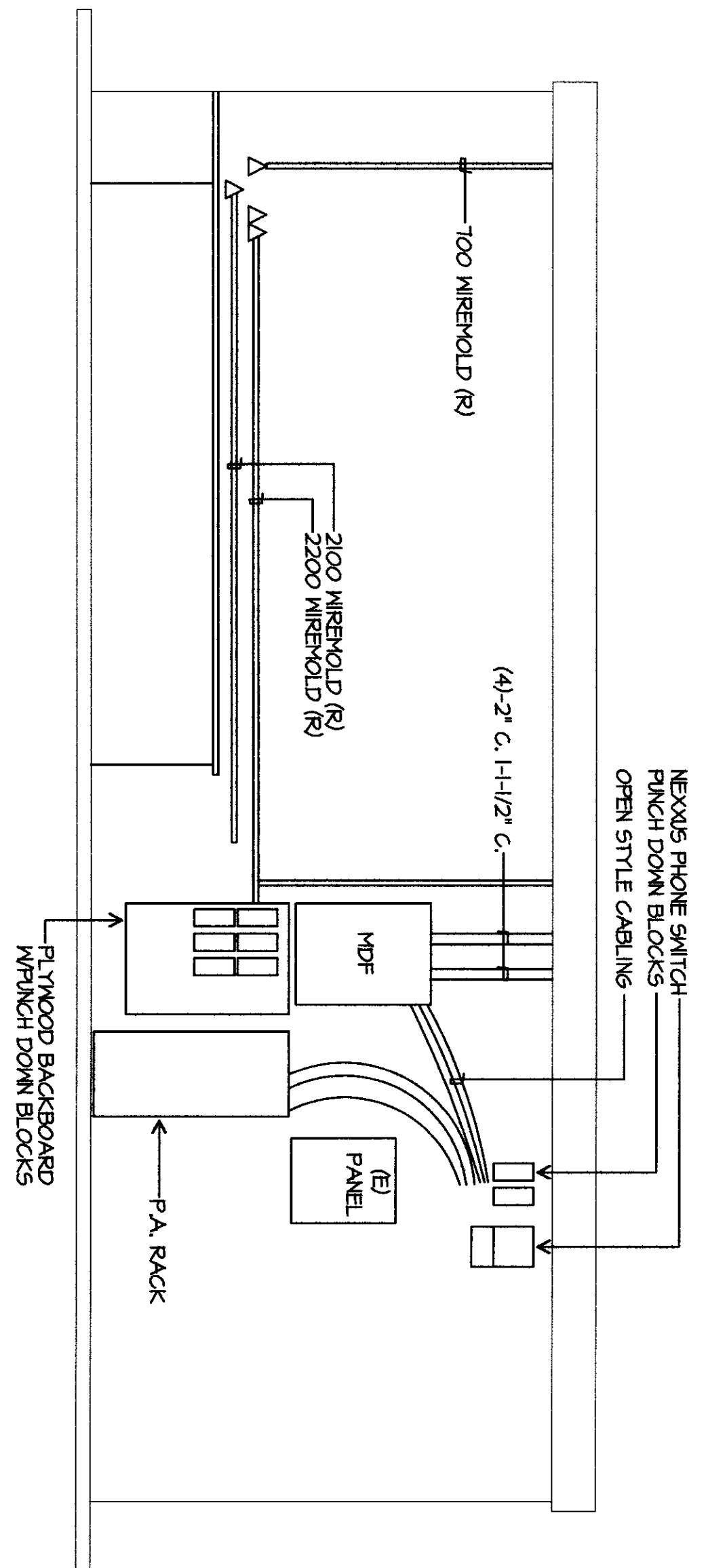
FIRE ALARM PLAN NOTES
SUPPORT FIRE ALARM CABLE RUNS TO BE REDUCTION ATTACHED ABOVE CEILING, TYPICAL. FIRE ALARM CABLES AND THEIR SUPPORTS SHALL BE INDEPENDENT FROM COMMUNICATION CABLE SUPPORT TYPICAL.

NOTE: SEE TRADE PER SHEET E-1

FROM BUILDING 'B'

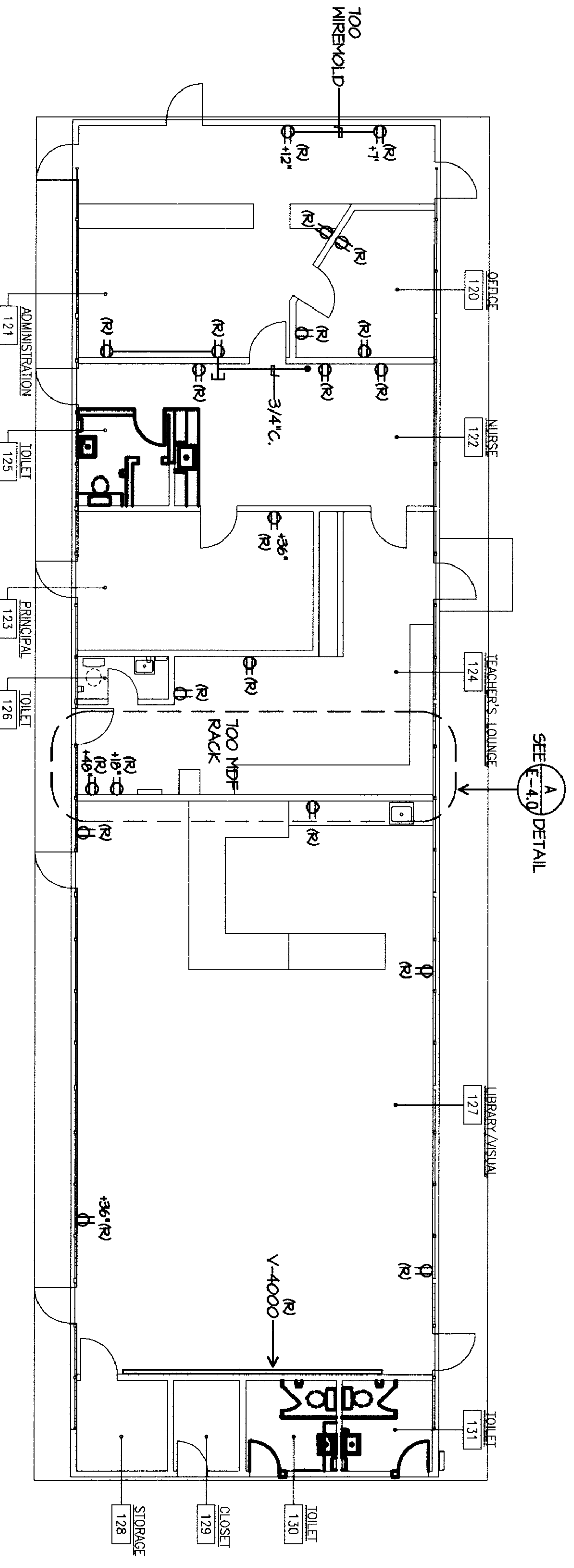
FROM BUILDING 'C'

SCALE: 1/8"=1'-0"



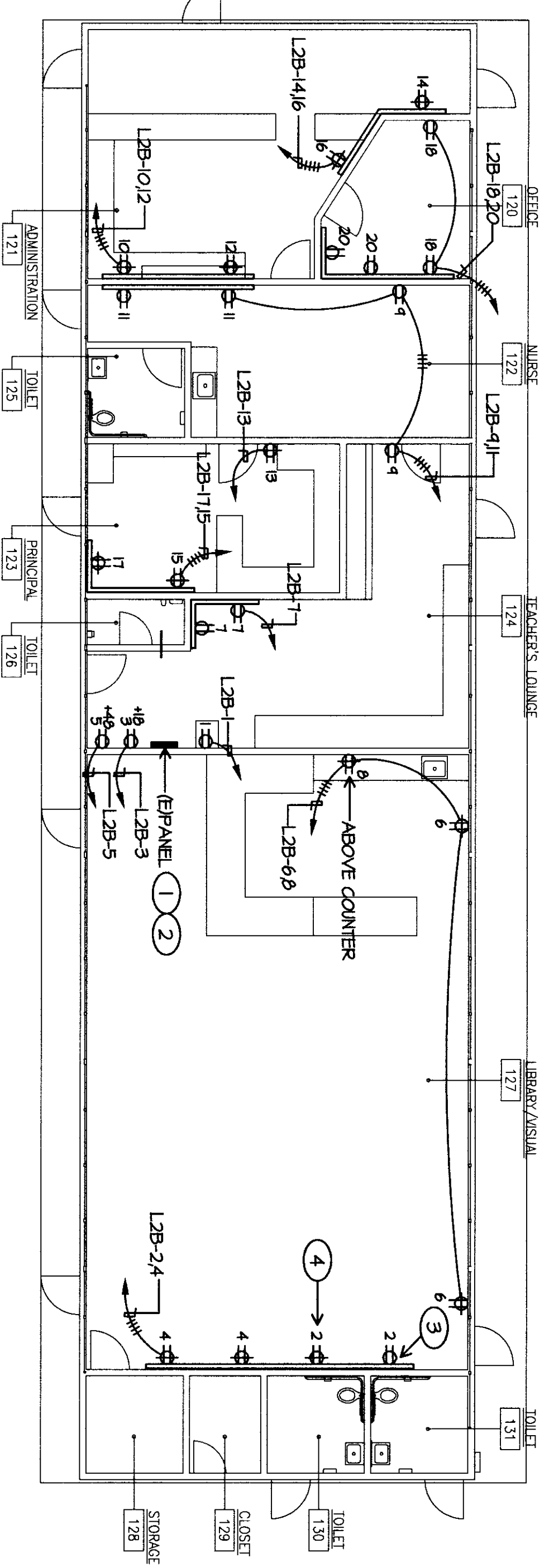
EAST WALL "TEACHERS WORK ROOM"

SCALE NONE (A)



BUILDING B ELECTRICAL DEMOLITION PLAN (2)

SCALE: 1/8"=1'-0"



BUILDING B ELECTRICAL PLAN


SCALE: 1/8"=1'-0"

ELECTRICAL DEMOLITION PLAN NOTES

- 1 CONTRACTOR SHALL REMOVE DEVICES, BOXES, FITTINGS, CONDUIT SURFACE RACEWAY AND CONDUCTORS ETC., BACK TO PANEL SERVING THEM. PROVIDE BLANKS FOR ALL UNUSED TERMINALS. COORDINATE WITH THE ARCHITECT FOR REMOVAL OF THE CONSTRUCTION, BAKERSFIELD CITY SCHOOL DISTRICT 641-631-5885
- 2 WHERE REMOVED DEVICES, ETC. SERVE DOWNSTREAM ONES TO REMAIN, RE-CONNECT THESE.

ELECTRICAL PLAN NOTES

- 1 EXISTING PANEL TO REMAIN. REPAIR PANEL, "120" PROVIDE NEW TYPEWRITTEN PANEL SCHEDULE.
- 2 PROVIDE GROUND BUS FOR PANEL, "120".
- 3 REFER TO IS TO BE REND WITH WIREMOLD. ALL BRANCH CIRCUITS SHALL INCLUDE W/ GROUND CONDUCTOR.
- 4 ALL RECEPTACLES SHALL BE 1" A.F.F. MINIMUM.




FLEWELLING & MOODY
architects for education


HEADQUARTERS OFFICE:
411 South Lake Avenue, Suite 1500
Bakersfield, CA 93306
Phone: 805.338.4444
Fax: 805.338.4477
E-Mail: info@flewellingmoody.com

ANTELOPE VALLEY OFFICE:
1033 West Central Boulevard
Antelope Valley, CA 95621
Phone: 916.846.0771
Fax: 916.846.3343
E-Mail: Antelope@flewellingmoody.com

An Employee-Owned Corporation



ARCHITECT



IDENTIFICATION STAMP
DIR. OF THE STATE ARCHITECT
APPROX. 112817
AC 112817
DATE: MAR 18 2010

Drawn By: AC
Checked By: PH


No.	Date	Description

MODERNIZATION PROJECT AT
EVERGREEN ELEMENTARY SCHOOL
2600 ROSE WARE DRIVE
BAKERSFIELD, CA 93304

BAKERSFIELD CITY SCHOOL DISTRICT

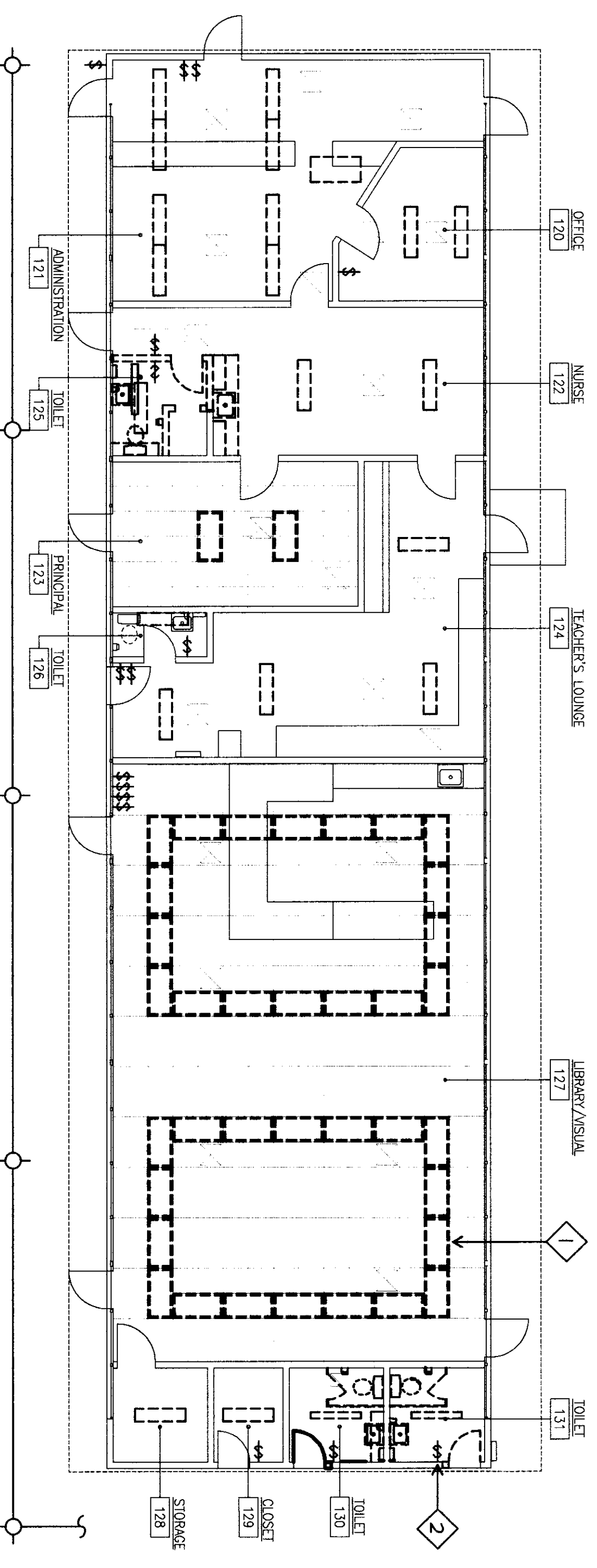
BUILDING B ELECTRICAL
DEMOLITION PLAN
BUILDING B ELECTRICAL
PLAN

Job No. 1994400
Date: 1-14-2009
E-4.0



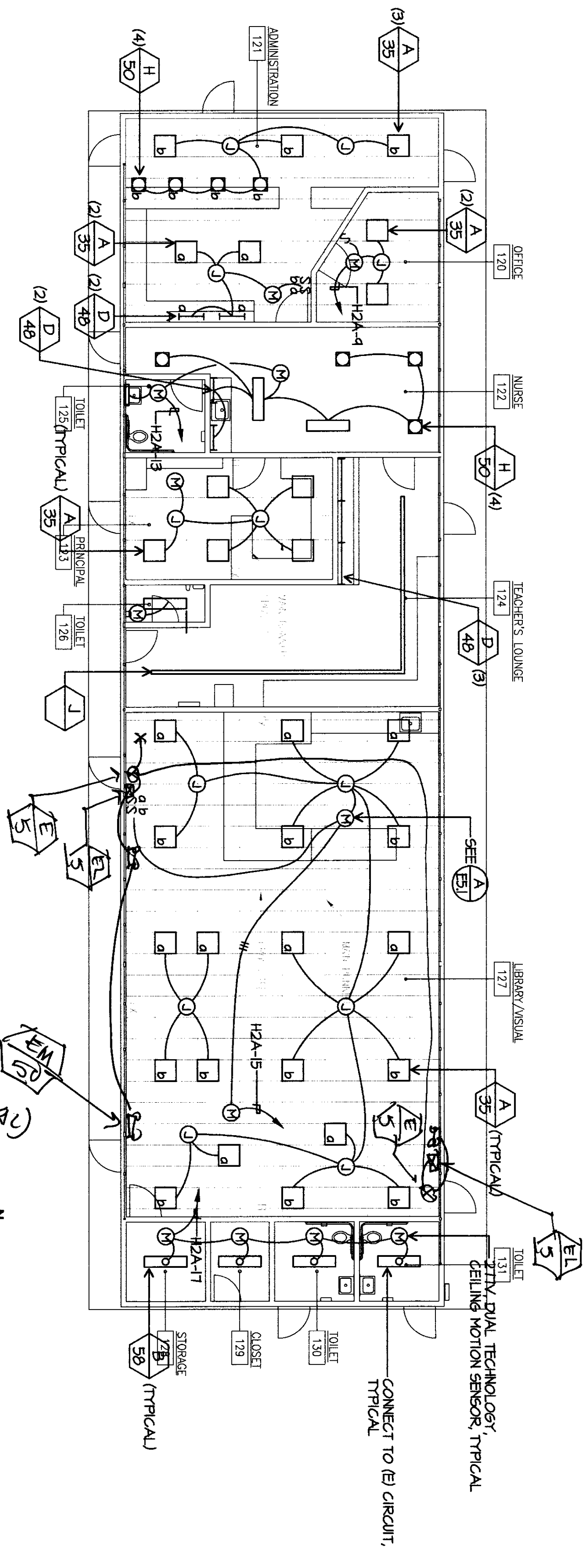
FLEWELLING & MOODY
architects + education

- LIGHTING DEMOLITION PLAN NOTES**
- 1 REMOVE AND DISPOSE OF EXISTING LIGHT FIXTURES COMPLETE. DEMOLISH EXISTING CONDUIT BACK TO SERVING PANEL.
 - 2 REMOVE AND DISPOSE OF ALL SWITCHES IN BUILDING.



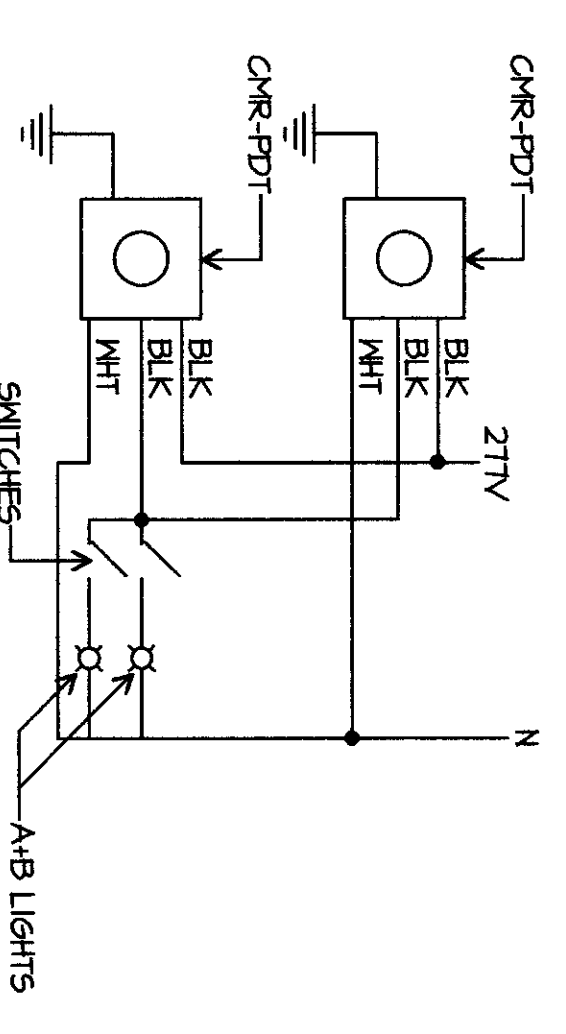
BUILDING B LIGHTING DEMOLITION PLAN

SCALE: 1/8"=1'-0"



BUILDING B LIGHTING PLAN

SCALE: 1/8"=1'-0"

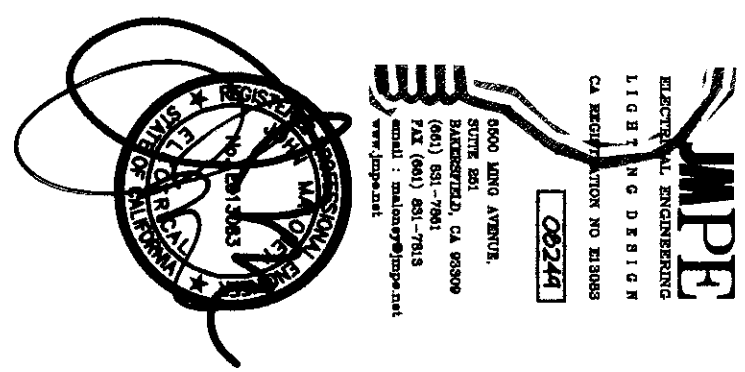



CLASSROOM MOTION SENSOR WIRING DIAGRAM

HEADQUARTERS OFFICE:
 1415 South Lake Avenue, Suite 100
 Encinitas, CA 92024
 619.444.8787 FAX: 619.444.8777
 Email: flewellin@flewellin.com

ANIMOLE VALLEY OFFICE:
 3030 Main Street, Suite 100
 San Marcos, CA 92069
 818.462.7771 FAX: 818.462.3443
 Email: flewellin@flewellin.com

An Employee Owned Corporation



IDENTIFICATION STAMP
 DIV. OF THE STATE ARCHITECT
 APR 03 11 28 17
 JAMES M. P. R.
 DATE: MAR 18 2010

Drawn by	AC	
Checked by	PH	
Revisions		
No.	Date	Description

**MODERNIZATION PROJECT AT
 EVERGREEN ELEMENTARY SCHOOL**
 2600 ROSE LAURE DRIVE
 BAKERSFIELD, CA 93304

BAKERSFIELD CITY SCHOOL DISTRICT
**BUILDING B LIGHTING
 DEMOLITION PLAN**
**BUILDING B LIGHTING
 PLAN**

Job No. **1894300**
 Date **1-14-2009**
E-4.1




BUILDING B COMMUNICATION DEMOLITION PLAN

SCALE: 1/8"=1'-0"

BUILDING B COMMUNICATION PLAN

SCALE: 1/8"=1'-0"


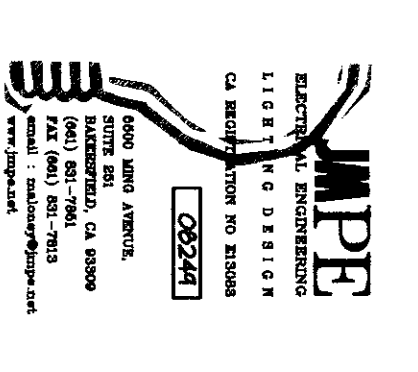

- COMMUNICATION PLAN NOTES**
- 1 EXISTING DATA DROPS TO REMAIN.
 - 2 SUPPORT TELEPHONE AND/OR DATA AND/OR SPEAKER CABLES EVERY 5' W/VELLOW/HOOKS AT LEAST 8" ABOVE CEILING. TYPICAL COMMUNICATION CABLE(S) AND THEIR SUPPORT(S) SHALL BE INDEPENDENT FROM FIRE ALARM CABLE SUPPORT, TYPICAL.
 - 3 PROVIDE ATLAS MODEL #8922, W 25W/70W OR EQUAL, CEILING MOUNTED SPEAKER. PROVIDE A DEDICATED CAT5 CABLE BACK NEAREST THE TERMINATE ON 66 BLOCK. TERMINATE STRIPPED CABLE ON SPEAKER. PROVIDE 3 SERVICE LOOPS OF CABLE AT EACH SPEAKER LOCATION.
 - 4 EXISTING PHONES TO REMAIN.



HEADQUARTERS OFFICE:
 141 SOUTH LAKE AVENUE, SUITE 100
 FOLSOM, CA 95630
 PHONE: 916.452.8877 FAX: 916.452.8877
 EMAIL: fw@flewellingandwoody.com

ANTELOPE VALLEY OFFICE:
 1025 SHILOH COUNTRY BOULEVARD
 SUITE 100
 95749-1277 FAX: 916.362.3443
 EMAIL: fw@flewellingandwoody.com

An Employee-Owned Corporation



AGENCY: **BAKERFIELD CITY SCHOOL DISTRICT**

IDENTIFICATION STAMP:
 DIV. OF THE STATE ARCHITECT
 APR 11 2 8 17
 ARCHITECT'S SIGNATURE: *[Signature]*
 DATE: APR 11 8 2010

Drawn by: **AC**
 Checked by: **PH**

Revisions:

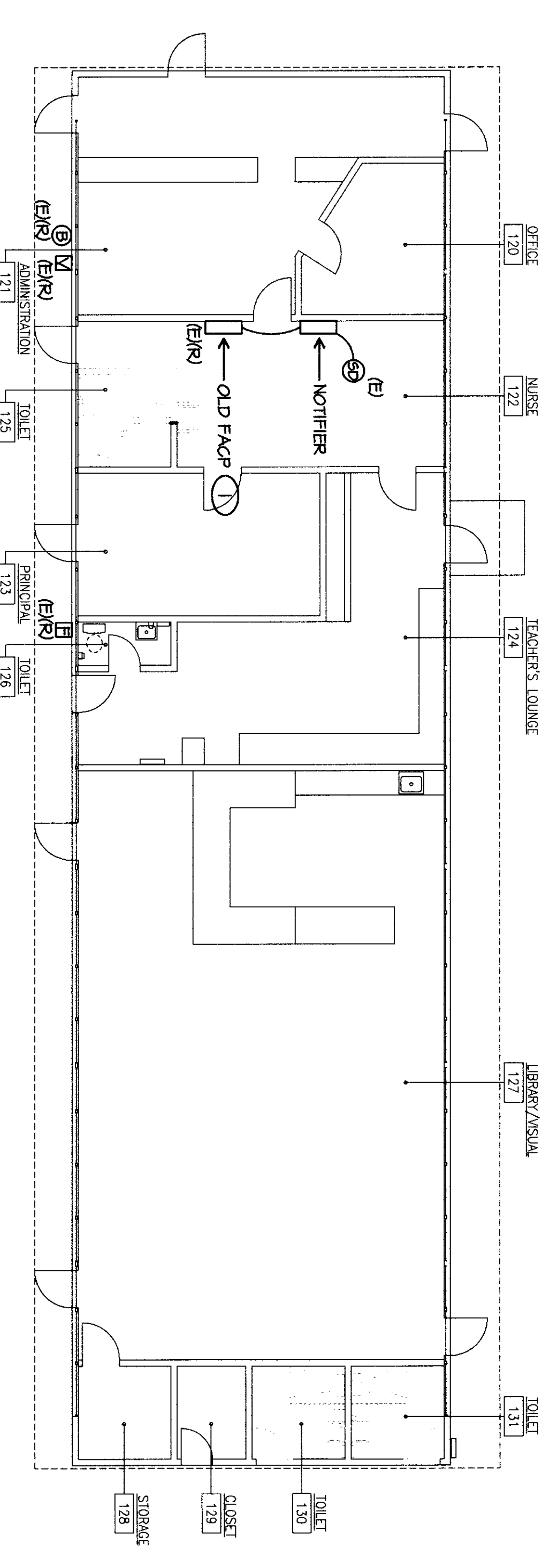
No.	Date	Description

Attestation under the Seal of the State Architect and the Seal of the State Architect. This plan was prepared by the State Architect's Office under the authority of the State Architect. The State Architect's Office is not responsible for the accuracy or completeness of the information provided by the client or for the accuracy or completeness of the information provided by the contractor.

MODERNIZATION PROJECT AT EVERGREEN ELEMENTARY SCHOOL
 2600 ROSE WARE DRIVE
 BAKERSFIELD, CA 93304

BUILDING B COMMUNICATION DEMOLITION PLAN
BUILDING B COMMUNICATION PLAN

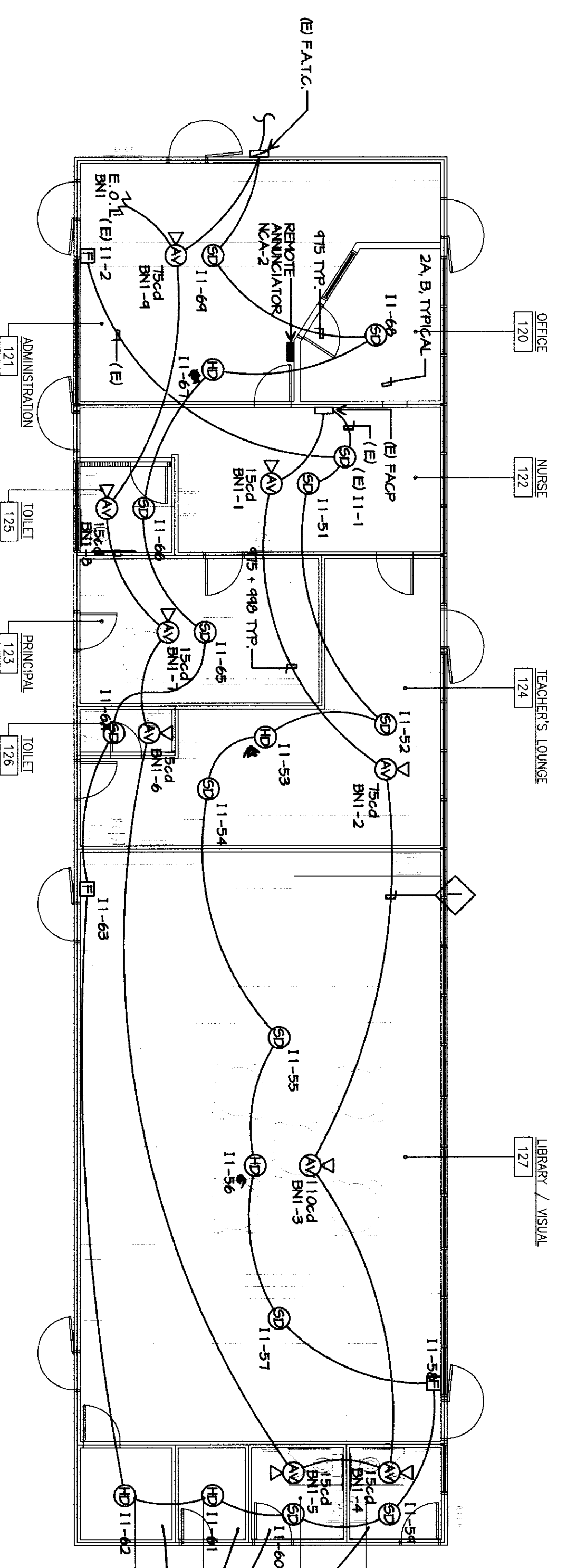
Job No. **1804300**
 Date: **1-14-2009**
E-4.2



BUILDING B FIRE ALARM DEMOLITION PLAN

SCALE: 1/8"=1'-0"

- FIRE ALARM DEMOLITION PLAN NOTES**
- 1 REMOVE TESTING ROOM, REMOVE OLD FIRE ALARM PANEL, AFTER ENTIRE NEW FIRE ALARM SYSTEM HAS BEEN REPLACED AND DESCRIBED.




BUILDING B FIRE ALARM PLAN

SCALE: 1/8"=1'-0"

- FIRE ALARM PLAN NOTES**
- 1 SUPPORT FIRE ALARM CABLES EVERY 5' W/ RBD J-HOOKS AT LEAST 8" ABOVE CEILING. TYPICAL. FIRE ALARM CABLES AND THEIR SUPPORTS SHALL BE INDEPENDENT FROM COMMUNICATION CABLE SUPPORT, TYPICAL.


1500 LD
NO ATIC



HEADQUARTERS OFFICE:
 41 South Lake Avenue, Suite 100
 Pasadena, CA 91101
 PHONE: 626.799.9333
 FAX: 626.799.9334
 EMAIL: info@flewellingandmoody.com

ANTELOPE VALLEY OFFICE:
 505 West Locust Street
 Antelope Valley, CA 91701
 PHONE: 916.837.1234
 FAX: 916.837.1235
 EMAIL: antelope@flewellingandmoody.com

An Employee Owned Corporation



CLIENT:
 BAKERSFIELD CITY SCHOOL DISTRICT

PROJECT:
 MODERNIZATION PROJECT AT
 EVERGREEN ELEMENTARY SCHOOL,
 2600 ROSE WARE DRIVE,
 BAKERSFIELD, CA 93304

DATE:
 11.28.17

SCALE:
 1/8" = 1'-0"

PROJECT NO.:
 1894200

DATE:
 1-14-2009

PROJECT:
 MODERNIZATION PROJECT AT
 EVERGREEN ELEMENTARY SCHOOL,
 2600 ROSE WARE DRIVE,
 BAKERSFIELD, CA 93304

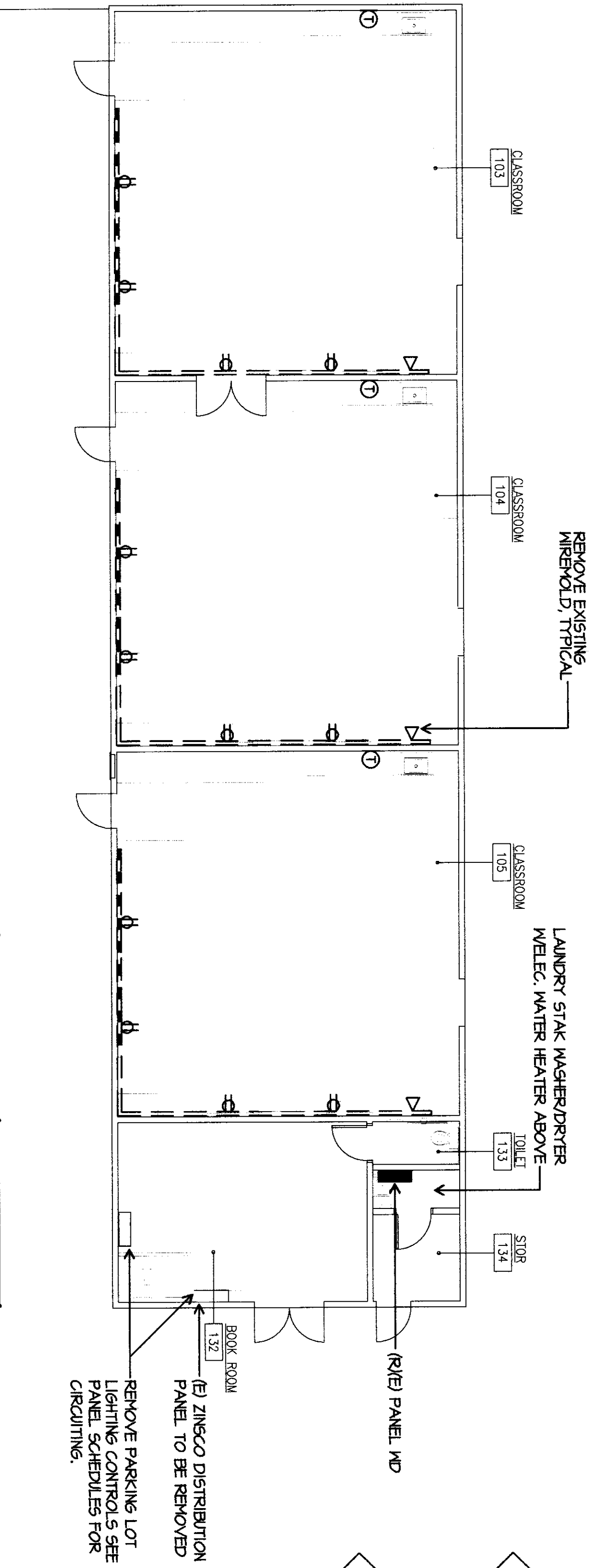
CLIENT:
 BAKERSFIELD CITY SCHOOL DISTRICT

PROJECT:
 BUILDING B FIRE ALARM
 DEMOLITION PLAN
 BUILDING B FIRE ALARM
 PLAN

PROJECT NO.:
 1894200

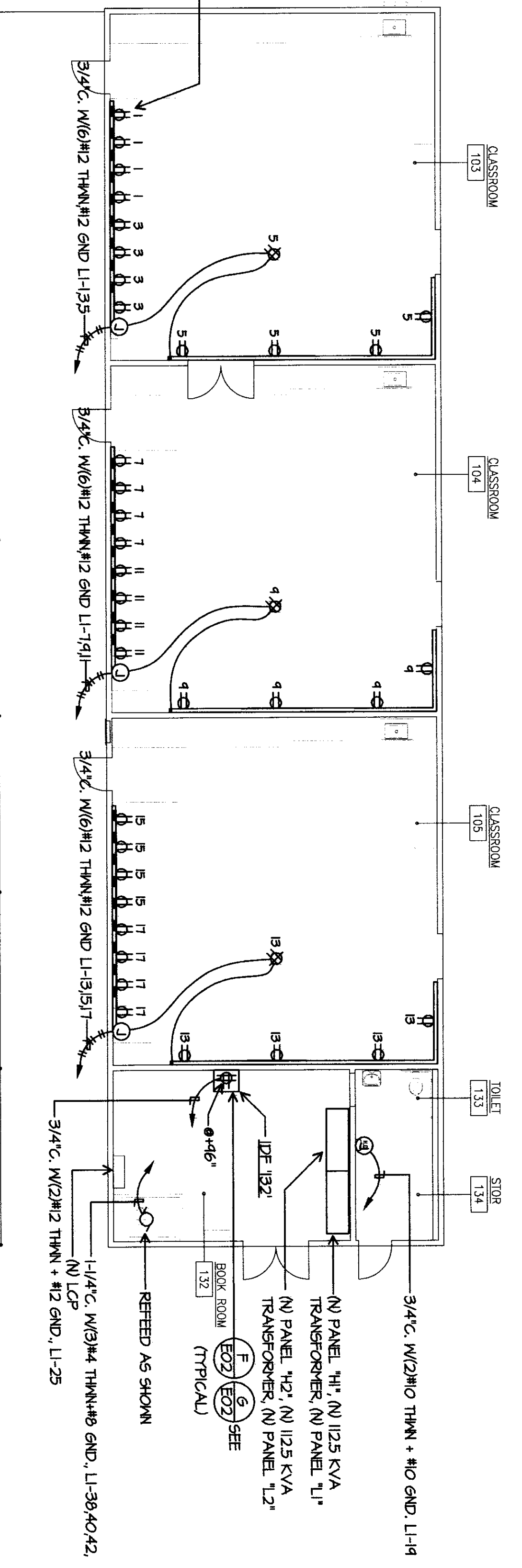
DATE:
 1-14-2009

SCALE:
 1/8" = 1'-0"



BUILDING C ELECTRICAL DEMOLITION PLAN

SCALE: 1/8"=1'-0"



BUILDING C ELECTRICAL PLAN


SCALE: 1/8"=1'-0"



HEADQUARTERS OFFICE:
14100 Van Nuys Blvd., Suite 100
Van Nuys, CA 91411
Tel: 818.708.4647
Fax: 818.708.4647
Email: flewelling@flewellingmoody.com

ANTELOPE VALLEY OFFICE:
10000 Valley Blvd., Suite 200
Antelope Valley, CA 91701
Tel: 916.431.5885
Fax: 916.431.5885
Email: rvanitzsel@bakcityschools.org

An Employee Owned Corporation



CONTRACTOR:
JMPE
11000 Van Nuys Blvd., Suite 100
Van Nuys, CA 91411
Tel: 818.708.4647
Fax: 818.708.4647
Email: rvanitzsel@bakcityschools.org

IDENTIFICATION STAMP:
DIV OF THE STATE ARCHITECT
APR 03 1 8 17
ARCHITECT R. VANITZSEL
DATE APR 18 2010


Drawn by	AC	
Checked by	PH	
Revised		
No.	Date	Description

MODERNIZATION PROJECT AT EVERGREEN ELEMENTARY SCHOOL
2600 ROSE WARE DRIVE
BAKERSFIELD, CA 93304

BAKERSFIELD CITY SCHOOL DISTRICT

BUILDING C ELECTRICAL DEMOLITION PLAN
BUILDING C ELECTRICAL PLAN

Job No. 1894300
Date: 1-14-2009
E-5.0




FLEWELLING & MODDY
architects education

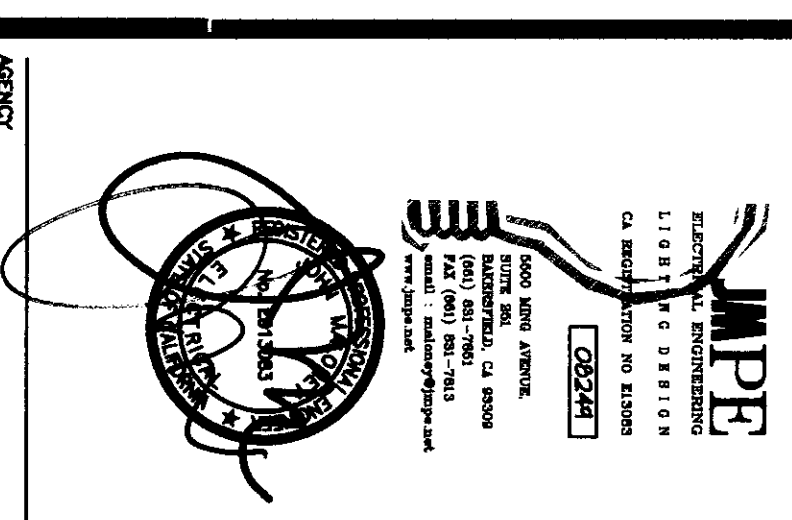
HEADQUARTERS OFFICE:
1400 N. 10th Street
P.O. Box 1000
Pueblo, Colorado 81010
TEL: (719) 743-0444/4477
FAX: (719) 743-0444/4477
EMAIL: info@flemwelling.com
www.flemwelling.com

ANTILOPE VALLEY OFFICE:
1055 West Commerce Boulevard
P.O. Box 1000
Antelope, California 95820
TEL: (916) 744-0121/2100
FAX: (916) 744-0121/2100
EMAIL: antelope@flemwelling.com

An Employee Owned Corporation



CONSULTANT



AGENCY
IDENTIFICATION STATE
DIV. OF THE STATE ARCHITECT
APPROX 11 2 1 1 7
ACQUA/FSS/S&S
DATE 11/18/2010

Drawn by: AC
Checked by: FH
No. _____
Date _____
Description _____

At Attention: used by consent of the State Architect. All drawings are the property of the architect. The architect is not responsible for the construction of the building. The contractor is responsible for the construction of the building. The architect is not responsible for the construction of the building. The contractor is responsible for the construction of the building.

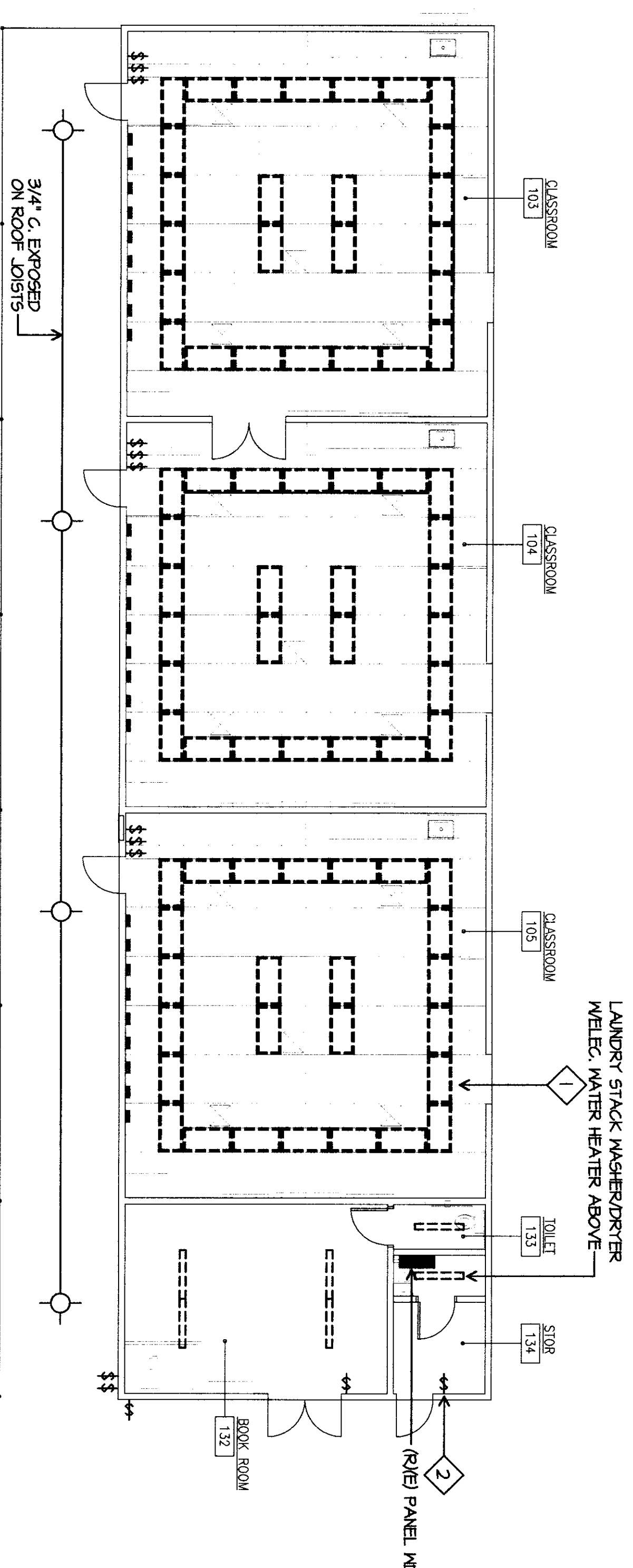
MODERNIZATION PROJECT AT
EVERGREEN ELEMENTARY SCHOOL
2600 ROSE WARE DRIVE
BARKERSFIELD, CA 93204
BARKERSFIELD CITY SCHOOL DISTRICT

BUILDING C LIGHTING
DEMOLITION PLAN
BUILDING C LIGHTING
PLAN

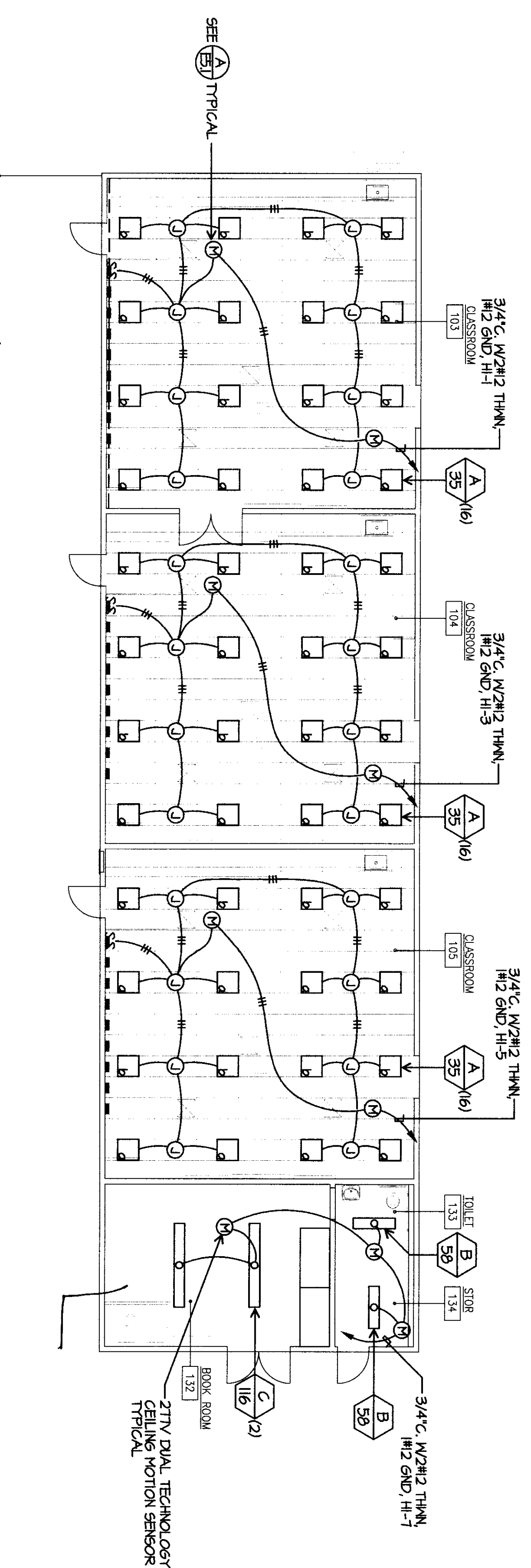
JOB No. 1894300
Date 1-14-2009
E-6:1

LIGHTING DEMOLITION PLAN NOTES

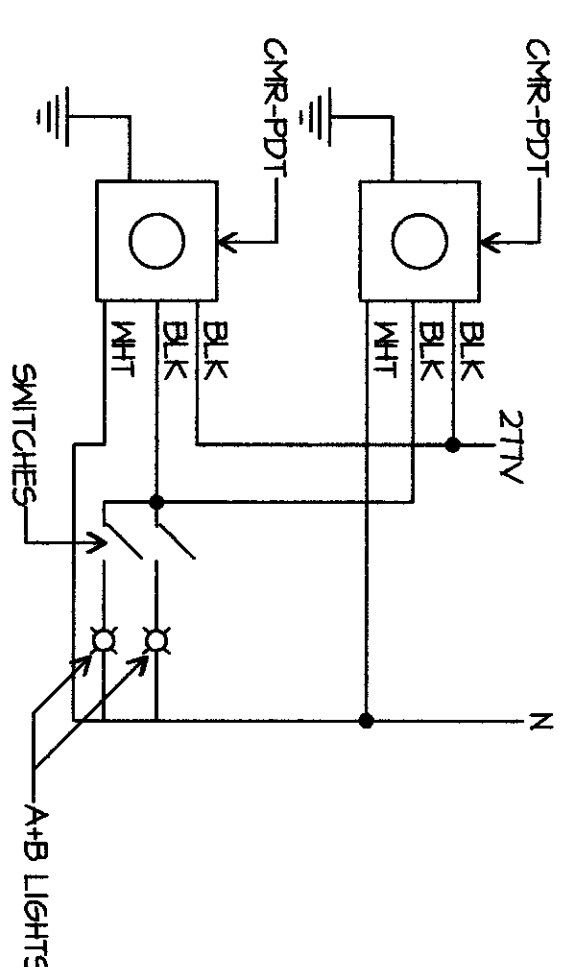
- 1 REMOVE AND DISPOSE OF EXISTING LIGHT FIXTURES COMPLETE. DEMOLISH EXISTING CONDUIT BACK TO SERVING PANEL.
- 2 REMOVE AND DISPOSE OF ALL SWITCHES IN BUILDING.



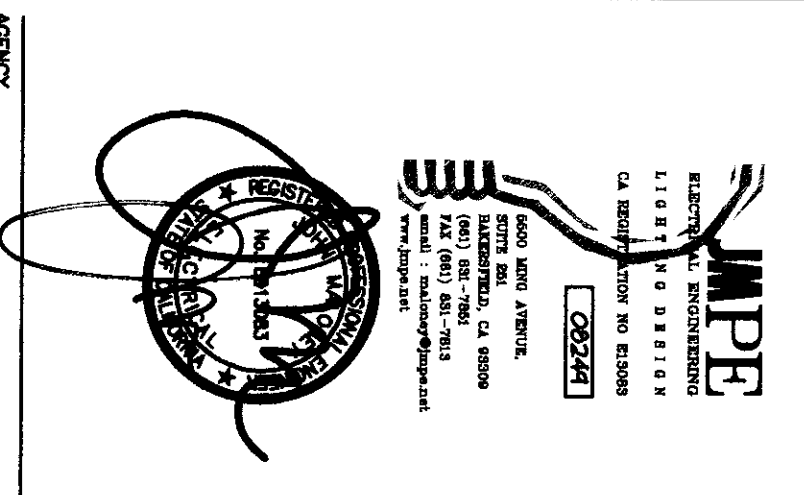

BUILDING C LIGHTING DEMOLITION PLAN



BUILDING C LIGHTING PLAN



CLASSROOM MOTION SENSOR WIRING DIAGRAM



IDENTIFICATION STAMP
OF THE STATE ARCHITECT
APPROX 11 28 17
AC 11065-17-17
DATE 11/28/17

Drawn by	AC
Checked by	PH
Author	PH
Checker	PH
Designer	PH

As Authorized and by Order of the State Architect:
The undersigned hereby certifies that the design and construction of the project described herein is in accordance with the provisions of the Building Code of the State of California, and that the design and construction of the project described herein is in accordance with the provisions of the Building Code of the State of California, and that the design and construction of the project described herein is in accordance with the provisions of the Building Code of the State of California.

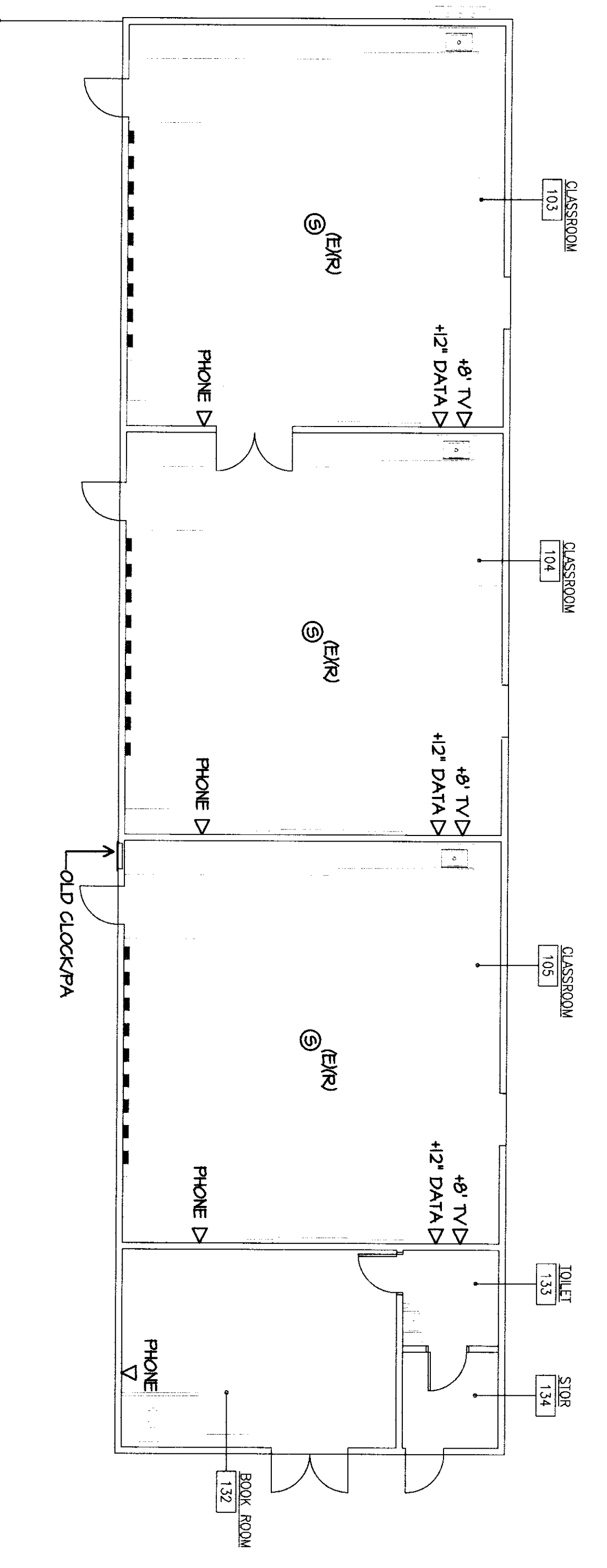
**MODERNIZATION PROJECT AT
EVERGREEN ELEMENTARY SCHOOL**
2600 ROSE LAURE DRIVE
BAKERSFIELD, CA 93304

BAKERSFIELD CITY SCHOOL DISTRICT

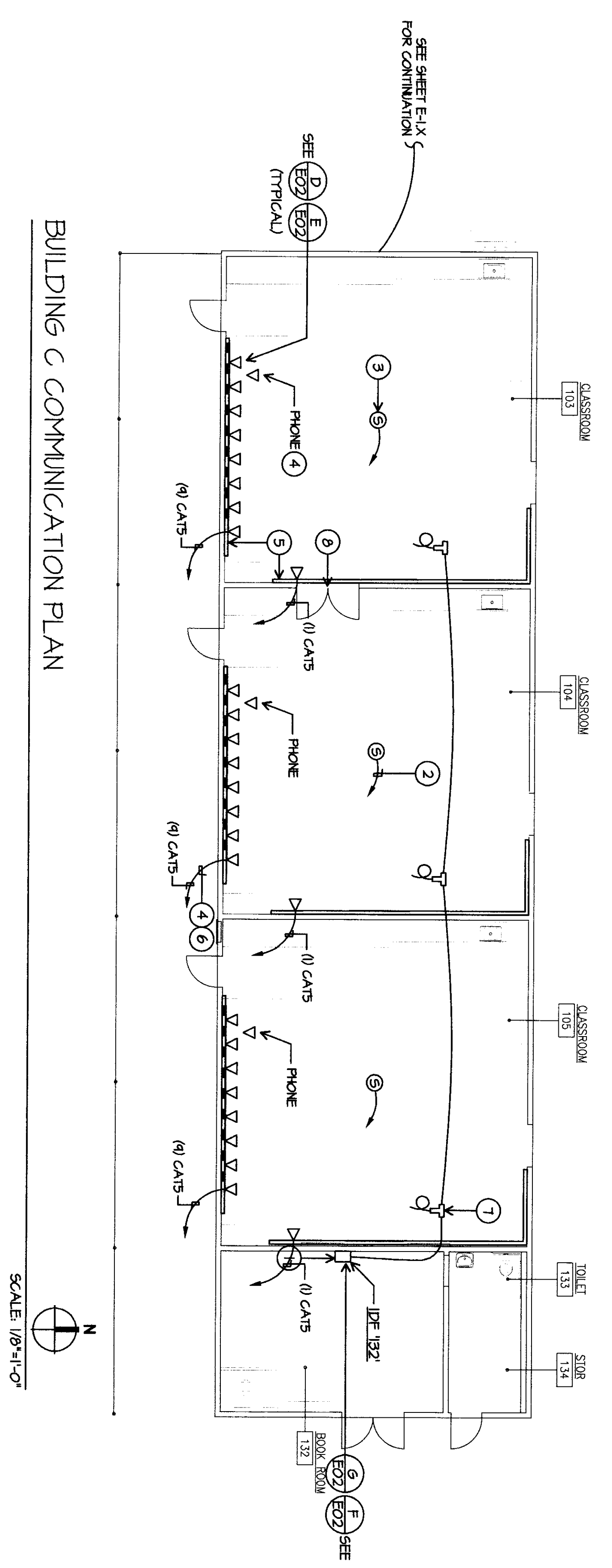
**BUILDING C COMMUNICATION
DEMOLITION PLAN**
**BUILDING C COMMUNICATION
PLAN**

Doc No. **894200**
Date **1-14-2009**
E-5.2


- COMMUNICATION DEMOLITION PLAN NOTES**
- 1 REFER TO MECHANICAL PLANS FOR COORDINATION, TYPICAL.
 - 2 REMOVE WHEREMOLD COMPLETE, TYPICAL. REMOVE TV, DATA AND TELEPHONE DUCTS. REMOVE ALL CABLE COMPLETE, TYPICAL.
 - 3 REMOVE SPEAKERS AND ALL SPEAKER CABLE COMPLETE, TYPICAL.



BUILDING C COMMUNICATION DEMOLITION PLAN
SCALE: 1/8"=1'-0"



- COMMUNICATION PLAN NOTES**
- 1 CONTRACTOR SHALL PROVIDE NEW IDF ENCLOSURE, INSTALL AND CONNECT NEW COMPONENTS MATCH EXISTING TYPICAL. DATA RACK ENCLOSURE SHALL BE 216 TYPICAL BLOCKS ON PAINTED METAL CABINET. PROVIDE TYPICAL RACKS FOR RA AND TELEPHONE TERMINATIONS.
 - 2 SUPPORT THE REMOVE AND/OR DATA AND OVERHEAD CABLES USING W/YELLOW HOOPS AT LEAST 6" ABOVE CEILING. TYPICAL COMMUNICATION CABLE SUPPORT, TYPICAL.
 - 3 PROVIDE ALL AS MODEL #8022 W/ 2W/7W OR ROUND CEILING MOUNTED SPEAKER. PROVIDE A DEDICATED CAT5 CABLE RACK NEAREST IDF. TERMINATE ON OR ABOVE THE RACK. PROVIDE SERVICE LOOPS OF CABLE IN EACH SPEAKER LOCATION.
 - 4 PROVIDE CERTIFIED FASTTUCH MODEL #2888S VOEGEIT COLOR SANDSTONE) WITH CAT5E PATCH PANELS AT EXISTING OUTLET. PROVIDE DEDICATED CAT5 CABLE (CONSERVE CABLE RUN) TO EACH CHANNEL. LEAVE ONE FOOT EXTRA CABLE LENGTH IN IDF ENCLOSURE.
 - 5 SPEAKER MOUNT WHEREMOLD BRAND. TWO COMPARTMENT SPEAKERS (KAYWAY WITH SERVO COVER). TYPICAL. CONTRACTOR SHALL REMOVE ALL EXISTING FITTINGS, FACELATES AND DEVICES FOR A COMPLETE SYSTEM, TYPICAL. COORDINATE EXACT LOCATION WITH ROBERT VAN TASSEL, SUPERVISOR, 5884 MOUNTAIN VIEW AVE. #EFP.
 - 6 PROVIDE 8/ CAT5 CABLES BACK TO CLOSET IDF AND TERMINATE ON PATCH PANELS, TYPICAL.
 - 7 PROVIDE BALUNDR TONGUE-T-FANS WITH QUADSHIELD COMPRESSION CHANNELS. TYPICAL. CABLE CONDUITS TO ADJACENT ROOMS. PROVIDE 15' OF EXTRA CABLE PER CLASSROOM (SMART BOARD SIDE OF ROOM, CALIBRATE ATTACHED TO ROOM). PROVIDE RESULTS TO GARY TAYLOR, SUPERVISOR, 5884 MOUNTAIN VIEW AVE. #EFP.
 - 8 ROUTE WHEREMOLD OVER DOOR.




FLEWELLING & MOODY
architects education


HEADQUARTERS OFFICE:
4750 Wilshire Blvd., Suite 1000
Beverly Hills, California 91210
TEL: 310.274.1111 FAX: 310.274.1117
EMAIL: flewellin@flemoody.com

ANTelope VALLEY OFFICE:
10000 California 82534
800.927.7771 FAX: 916.942.2424
EMAIL: flewellin@flemoody.com

An Employee Owned Corporation



CONSULTANT



ARCHITECT

REGISTRATION NUMBER
DIR. OF THE STATE ARCHITECT
APPROX. 11.28.17
AC/11/13/17/18/19/20/21/22/23/24/25/26/27/28/29/30/31/32
DATE: MAR 12 2010

Drawn by: AC
Checked by: PH

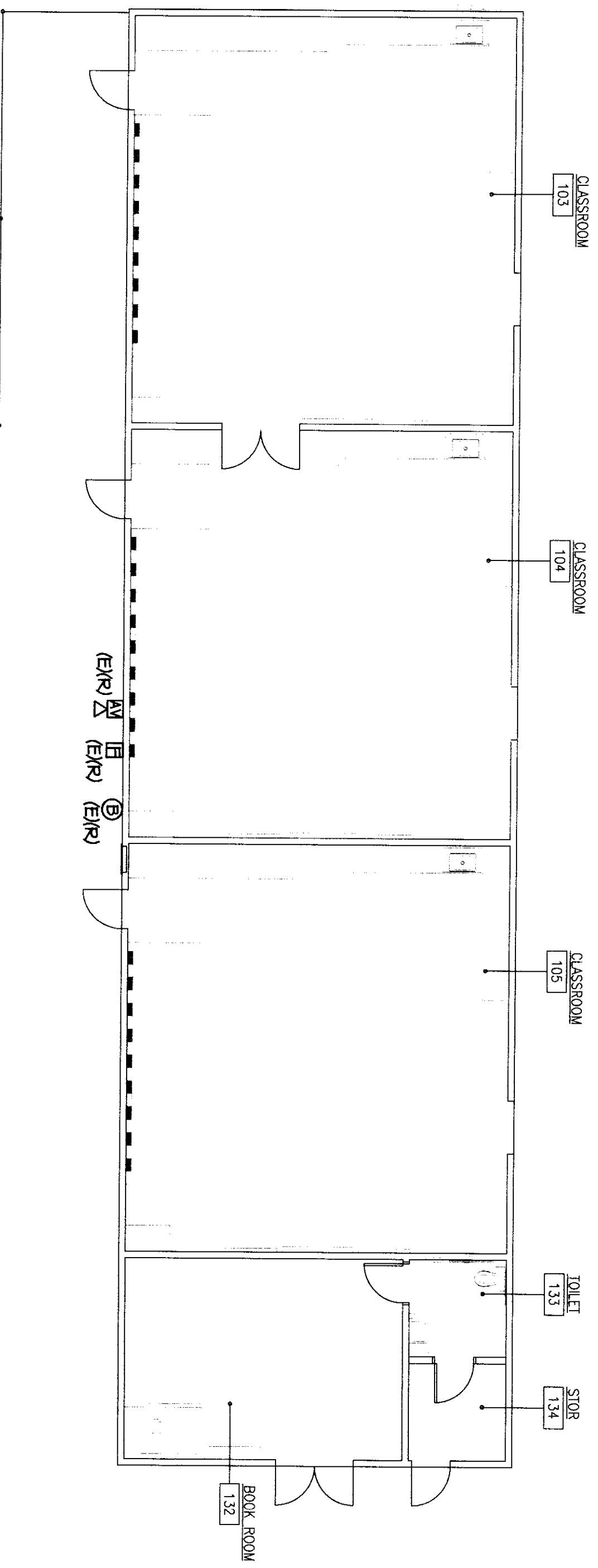
No.	Date	Description

It is hereby certified that the above is a true and correct copy of the original as submitted to the State Architect for registration and that the same has been approved by the State Architect for registration and that the same has been approved by the State Architect for registration and that the same has been approved by the State Architect for registration.

MODERNIZATION PROJECT AT
EVERGREEN ELEMENTARY SCHOOL
2600 ROSE MADE DRIVE
BAKERSFIELD, CA 93304

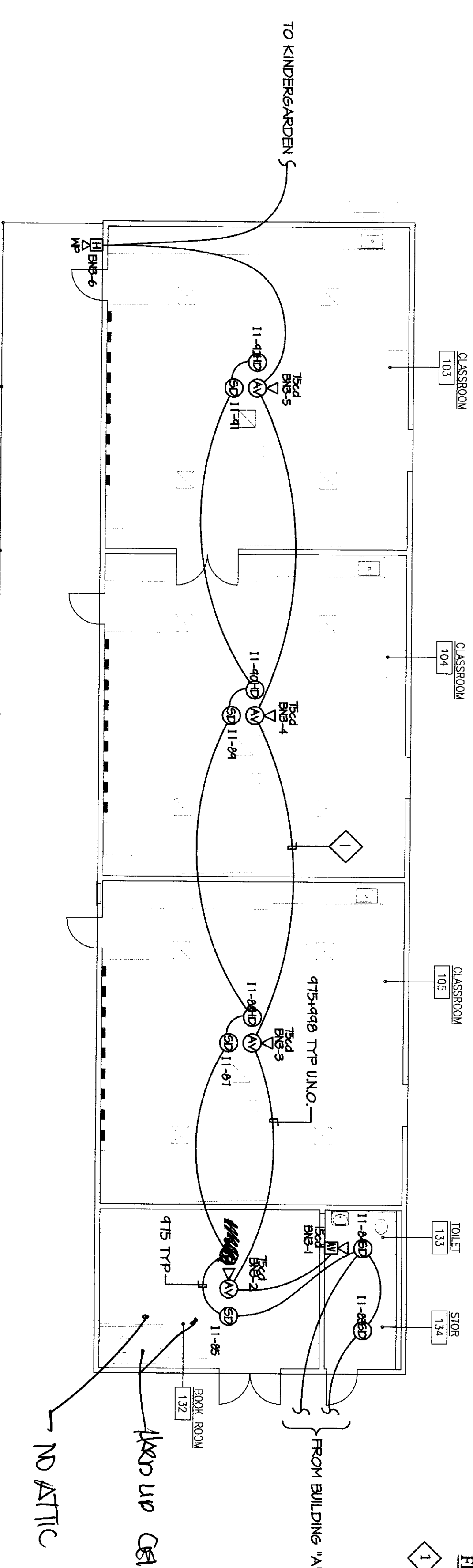
BAKERSFIELD CITY SCHOOL DISTRICT
BUILDING C FIRE ALARM
DEMOLITION PLAN
BUILDING C FIRE ALARM
PLAN

Job No. 1894300
Date 1-14-2009
E-6.3



BUILDING C FIRE ALARM DEMOLITION PLAN


SCALE: 1/8"=1'-0"



BUILDING C FIRE ALARM PLAN

SCALE: 1/8"=1'-0"

FIRE ALARM PLAN NOTES
1. SUPPORT FIRE ALARM CABLES EVERY 2' W/ RED J-HOOKS AT LEAST 8" ABOVE CEILING. TYPICAL. FIRE ALARM CABLES AND THEIR SUPPORTS SHALL BE INDEPENDENT FROM COMMUNICATION CABLE SUPPORT. TYPICAL.




FLEWELLING & MOODY
architects education


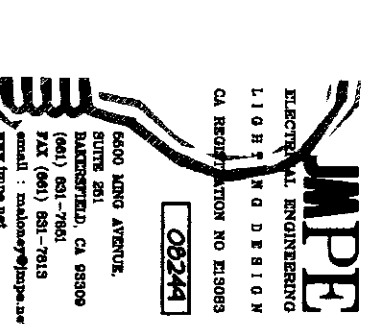
HEADQUARTERS OFFICE:
417 South Lake Avenue, 2nd floor
Pasadena, California 91107
Phone: 626.799.1177
Fax: 626.799.1178
E-Mail: info@flemwellingmoody.com

ANNELOPE VALLEY OFFICE:
1155 West Lusk Street
Livermore, California 94551
Phone: 925.462.8313
E-Mail: info@flemwellingmoody.com

An Ongoing Ongoing Organization



CONSULTANT



IDENTIFICATION STAMP
DIV. OF THE STATE ARCHITECT
APPROVED 11/28/17
A.C.M. FLS/PH/SS/Rz
DATE: MAR 18 2018

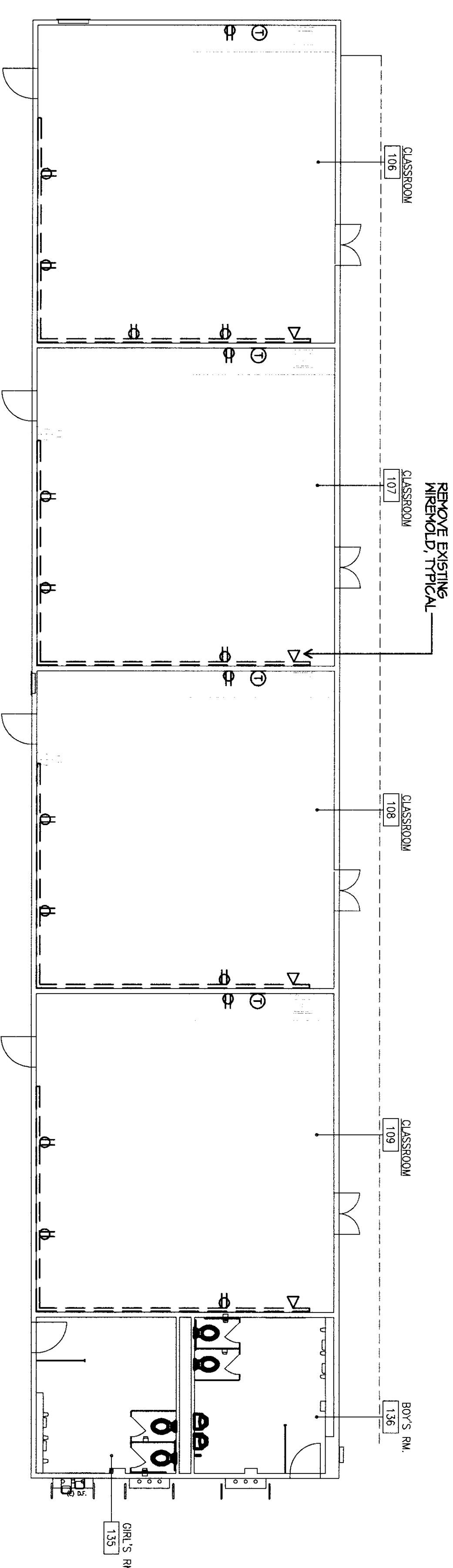
Drawn by: AC
Checked by: PH
Revised:
No. / Date / Description

MODERNIZATION PROJECT AT
EMERSON ELEMENTARY SCHOOL
2400 HENRIE AVE. DRIVE
BAKERSFIELD, CA 93311

BAKERSFIELD CITY SCHOOL DISTRICT

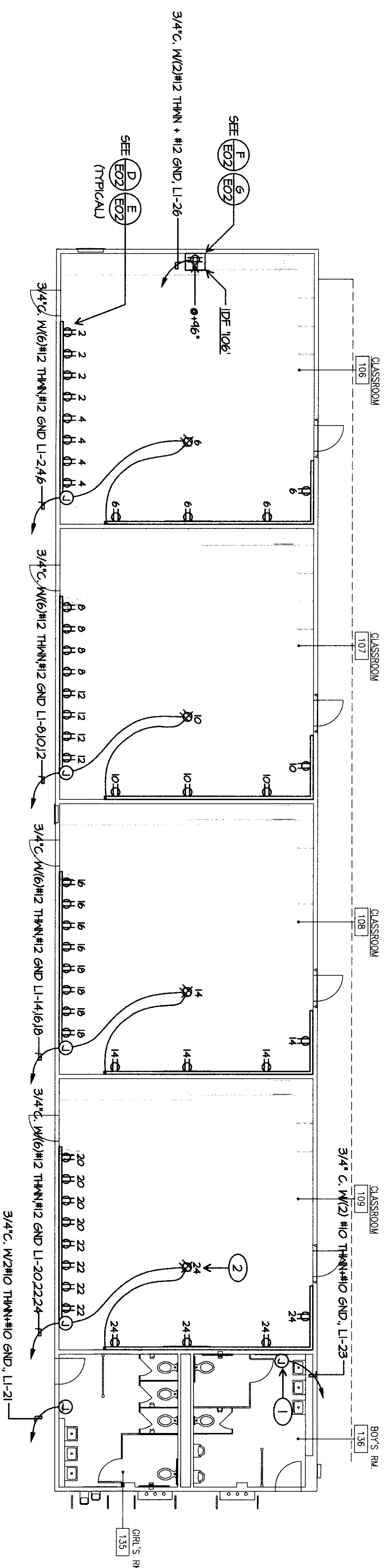
BUILDING D ELECTRICAL
DEMOLITION PLAN
BUILDING D ELECTRICAL
PLAN

Job No.:
1894200
Date: 1-14-2009
E-6.0



BUILDING D ELECTRICAL DEMOLITION PLAN

SCALE: 1/8"=1'-0"




BUILDING D ELECTRICAL PLAN

SCALE: 1/8"=1'-0"

- ELECTRICAL PLAN NOTES
- 1 HAND REMOVAL BE W/WORK WOOD, W/45° SW WITH HEDD NOZZLE
 - 2 QUADRANT REMOVALS ARE W/CONCRETE FUTURE REPAIRS TYPICAL.

- ELECTRICAL DEMOLITION PLAN NOTES
- CONTRACTOR SHALL REMOVE DEVICES, BOXES, FITTINGS, CONDUIT, SURFACE RACEWAY AND CONDUCTORS ETC. BACK TO PANEL SERVING THEM. PROVIDE BARS FOR ALL UNBRED ROBERT VAN TASSEL, SUPERVISOR SCHOOL PLANNING AND CONSTRUCTION BAKERSFIELD CITY SCHOOL DISTRICT 601-431-5885.
 - WHERE REMOVED DEVICES, ETC. SERVE DOWNSTREAM OWNERS TO REMAIN, RECONNECT THESE.




FLEWELLING & OODY
architects education


HEADQUARTERS OFFICE:
141 South Lake Avenue, 20th floor
Anaheim, California 92817
Phone: 714.771.1177
Email: flewelling@flewellingooddy.com

ANIERLOPE VALLEY OFFICE:
1038 West Lincoln Boulevard
Anaheim, California 92815
Phone: 714.771.1177
Email: flewelling@flewellingooddy.com


An Orygonian Owned Corporation



CONSULTANT



CONSULTANT



PROFESSIONAL ENGINEER
DIV. OF THE STATE ARCHITECT
APPROD 112817
A.C. VALDES-TRINIDAD
DATE: MAR 13, 2010

Drawn by	AC
Checked by	PH
Reviewed by	
No. / Date	1 / 1-14-2009
Description	

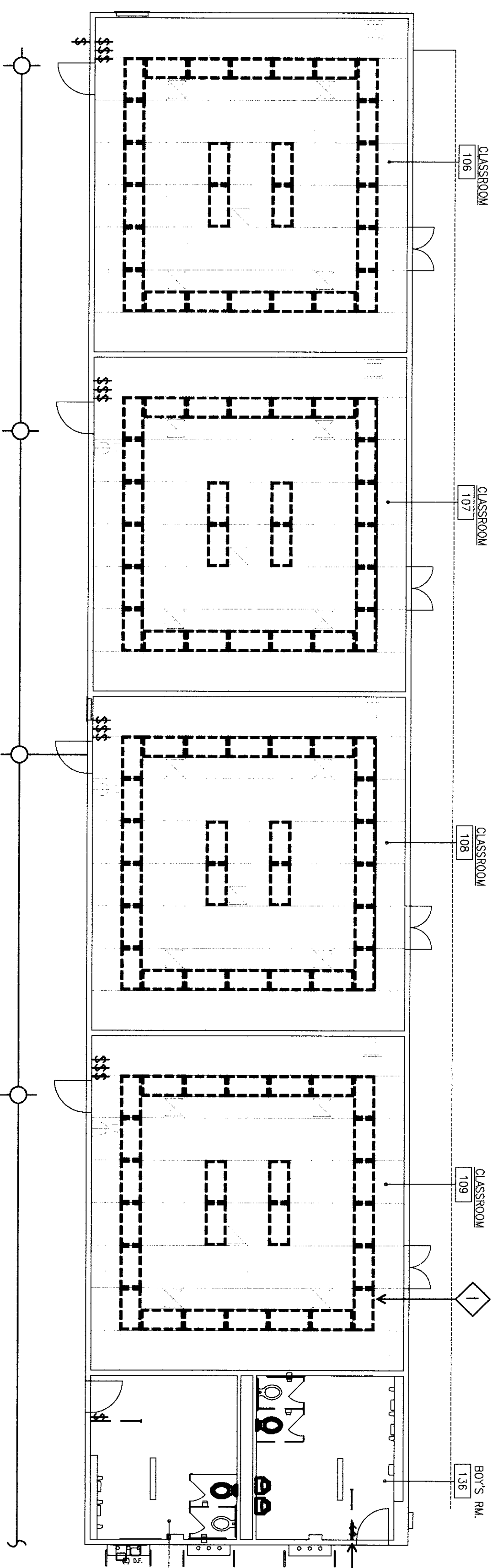
MODERNIZATION PROJECT AT
EVERGREEN ELEMENTARY SCHOOL
3490 WEST LINCOLN AVENUE
BANKERSFIELD, CA 95001

BANKERSFIELD CITY SCHOOL DISTRICT

BUILDING D LIGHTING
DEMOLITION PLAN
BUILDING D LIGHTING
PLAN

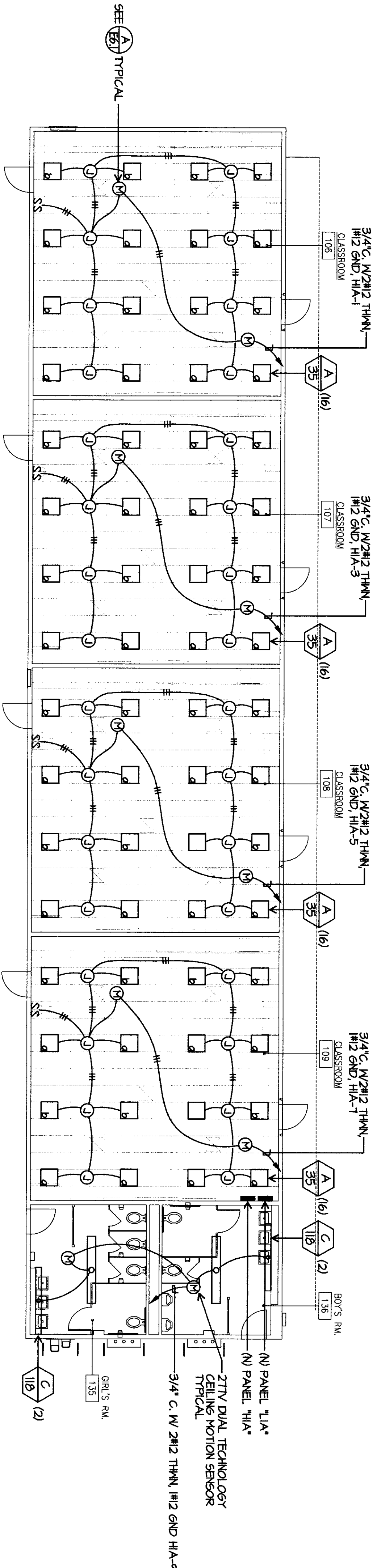
1894200
E-6.1
1-14-2009

- LIGHTING DEMOLITION PLAN NOTES**
- 1 REMOVE AND DISPOSE OF EXISTING LIGHT FIXTURES COMPLETE. DEMOLISH EXISTING CONDUIT BACK TO SERVING PANEL.
 - 2 REMOVE AND DISPOSE OF ALL SWITCHES IN BUILDING.



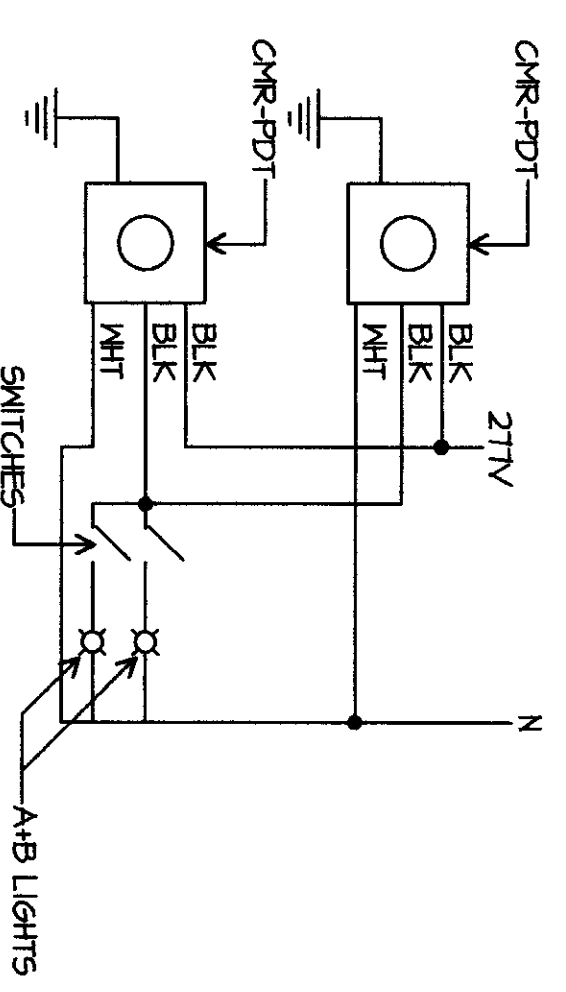
BUILDING D LIGHTING DEMOLITION PLAN

SCALE: 1/8"=1'-0"




BUILDING D LIGHTING PLAN

SCALE: 1/8"=1'-0"



CLASSROOM MOTION SENSOR WIRING DIAGRAM


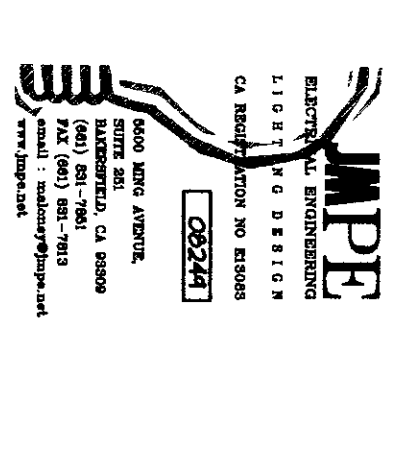



FLEWELLING&WOODY
architects education

HEADQUARTERS OFFICE:
141 South Lake Avenue, Suite 100
Glendale, CA 91201-4507
TEL: 818.247.8000
EMAIL: flewellandwoody@flewellingwoody.com

ANENORPE WALLEY OFFICE:
1025 West Laverne Boulevard
Bakersfield, CA 93311
TEL: 805.336.8844
EMAIL: flewellandwoody@flewellingwoody.com

An Enneper Group Corporation



IDENTIFICATION STAMP
DIV. OF THE STATE ARCHITECT
APPROVED 11 2 8 17
AC/LEADER: ANDREW WALLEY
DATE: 11/2/2008

No.	Date	Description

MODERNIZATION PROJECT AT
EVERGREEN ELEMENTARY SCHOOL,
2600 ROSE LAURE DRIVE
BAKERSFIELD, CA 93304

BAKERSFIELD CITY SCHOOL DISTRICT

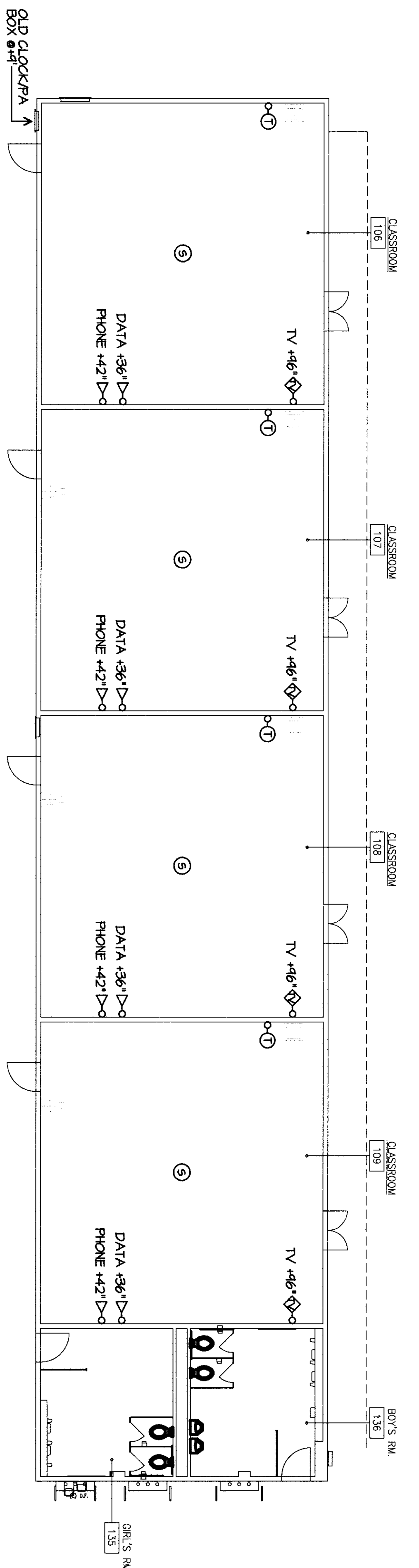
**BUILDING D COMMUNICATION
DEMOLITION PLAN
BUILDING D COMMUNICATION
PLAN**

Job No. 1894200
Date 1-14-2009
E-6.2

- COMMUNICATION DEMOLITION PLAN NOTES**
- REFER TO MECHANICAL PLANS FOR COORDINATION, TYPICAL.
 - REMOVE WIREMOLD COMPLETE, TYPICAL. REMOVE TV, DATA AND TELEPHONE DROPS. REMOVE ALL CABLE COMPLETE, TYPICAL.
 - REMOVE SPEAKERS AND ALL SPEAKER CABLE COMPLETE, TYPICAL.

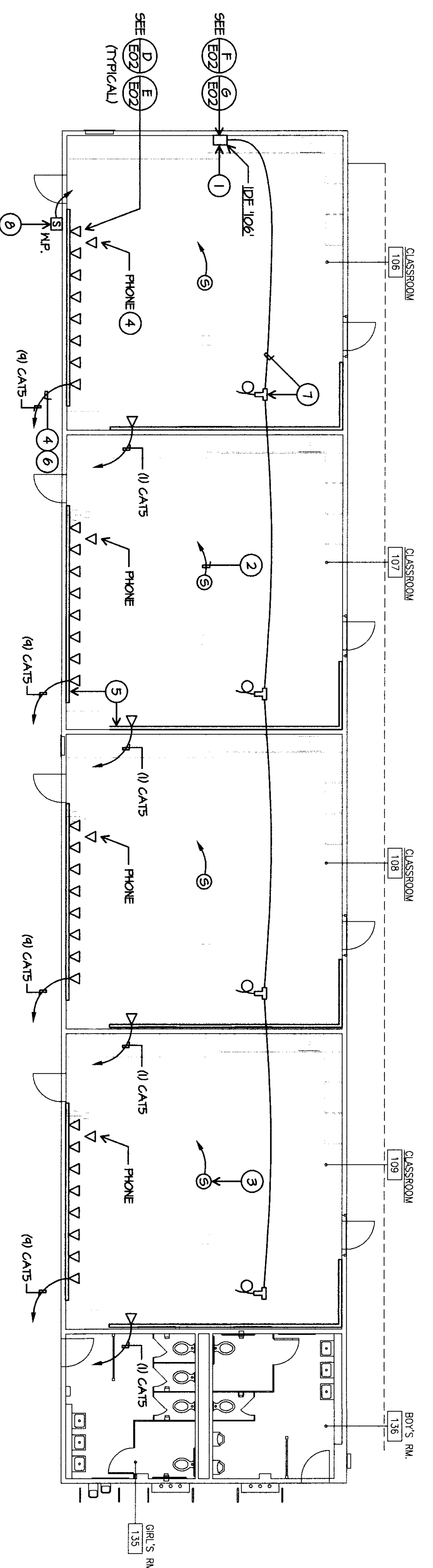
COMMUNICATION PLAN NOTES

- CONNECTION SHALL PROVIDE NEW IDF ENCLOSURE. INSTALL AND CONNECT NEW COMPONENTS, MATCH EXISTING TYPICAL. DATA RACK ENCLOSURE SHALL BE 24" HIGHER RACK 50 PARS #604189 MOUNTED ON 3808 STAND OFF BE ACETS FOR PA AND TELEPHONE TERMINATIONS.
- SUPPORT TELEPHONE AND/OR DATA AND/OR SPEAKER CABLES EVERY 3" W/ YELLOW HOODS AT LEAST 8" ABOVE CEILING, TYPICAL. COMMUNICATION CABLES TYPICAL.
- PROVIDE ATLAS MODEL #8972W 2W/7W OR EQUAL CEILING MOUNTED 64 RACK. TERMINATE WIREMOLD CABLE ON SPEAKER. PROVIDE SERVICE LOOPS OF CABLE AT EACH SPEAKER LOCATION.
- PROVIDE CENTER TO CENTER TONGUE AND GROOVE 10" X 10" (2" X 10" X 10") TELEPHONE WITH RJ11 JACK AT EXISTING OUTLET. PROVIDE DEDICATED CAT 5 CABLE (GENERAL CABLE #5080) TO IDF CABINET. LEAVE ONE FOOT EXTRA CABLE LENGTH IN IDF ENCLOSURE.
- REMOVE WIREMOLD BRAND, TWO COMPARTMENT 5400 SERIES BAKEWAY SURFACE MOUNT W/ YELLOW HOODS AT LEAST 8" ABOVE CEILING, TYPICAL. COORDINATE EXACT LOCATION WITH ROBERT VAN TASSEL SUPERVISOR. PLANNING AND CONSTRUCTION BAKERSFIELD CITY SCHOOL DISTRICT 664-831-3600. REMOVE ALL 8P A/UT.
- PROVIDE 8P CAT5 CABLES BACK TO CORNER IDF AND TERMINATE ON PATCH PANEL, TYPICAL.
- PROVIDE BONGER TONGUE FITS WITH QUAD SHIELD COMPRESSION CLASSROOM INTERIOR TV CABLE SHALL BE QUAD SHIELD CABLE. PROVIDE 15' OF EXTRA CABLE PER CLASSROOM (SMART BOARD SIDE OF ROOM). CALIBRATE EACH CABLE FOR ATTENUATION. PROVIDE RESULTS TO CARLY TAYLOR.
- EXTERIOR SPEAKER PER SPECIFICATIONS.




BUILDING D COMMUNICATION DEMOLITION PLAN

SCALE: 1/8"=1'-0"



BUILDING D COMMUNICATION PLAN


SCALE: 1/8"=1'-0"



FLEWELLING & MOODY
architects for education


HEADQUARTERS OFFICE:
1410 UNIVERSITY AVENUE
PASADENA, CALIFORNIA 91101
TEL: 626.441.8171 FAX: 626.441.8177
EMAIL: fw@flemwell.com

ANTIOPE VALLEY OFFICE:
LATHAM, CALIFORNIA 95334
916.451.0771 FAX: 916.451.0244
EMAIL: antiope@flemwell.com
An Employee Owned Corporation



ARCHITECT

CONSULTANT



AGENCY

No.	Date	Description

MODERNIZATION PROJECT AT
EVERGREEN ELEMENTARY SCHOOL
2660 ROSE WARE DRIVE
BAKERSFIELD, CA 93304

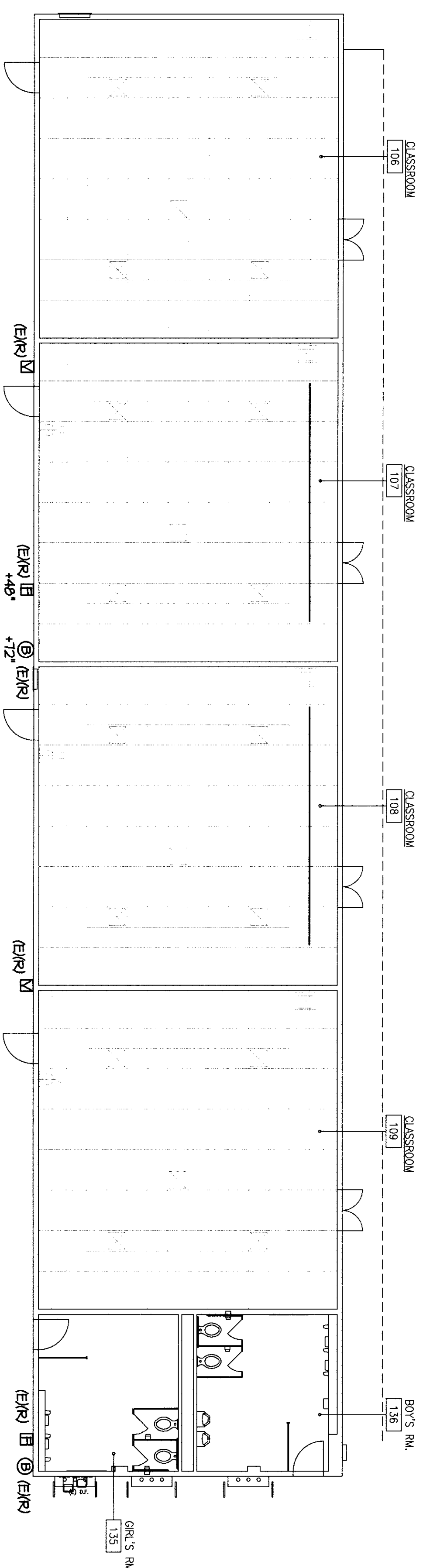
BAKERSFIELD CITY SCHOOL DISTRICT

BUILDING D FIRE ALARM
DEMOLITION PLAN
BUILDING D FIRE ALARM
PLAN

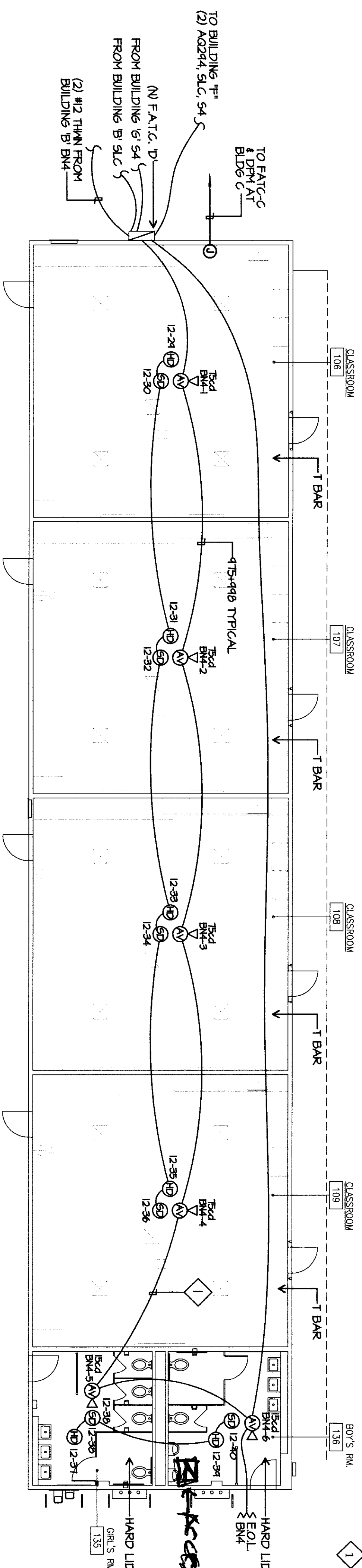
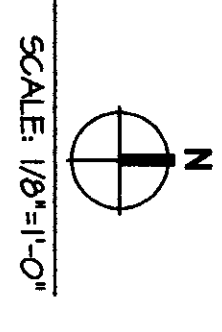
Job No.
884200

E-6.3

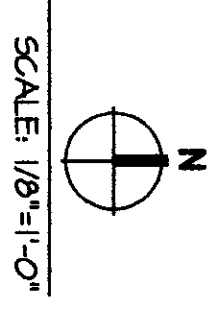
1-14-2009



BUILDING D FIRE ALARM DEMOLITION PLAN




BUILDING D FIRE ALARM PLAN



FIRE ALARM PLAN NOTES
1 SUPPORT THE ALARM CABLES EVERY 5' W/ RED HOOKS AT LEAST 8' ABOVE CEILING. TYPICAL FIRE ALARM CABLES AND THEIR SUPPORTS SHALL BE INDICATED FROM COMMUNICATIONS CONTRACTOR'S TYPICAL.


TO FAC-C
BLD 200 PLAN
(2) #12 THIN FROM
BUILDING B B.M.
(N) F.A.T.C. TO
FROM BUILDING B
SLC 5
(2) #12 THIN FROM
BUILDING B B.M.
TO BUILDING T
FROM BUILDING B
SLC 5



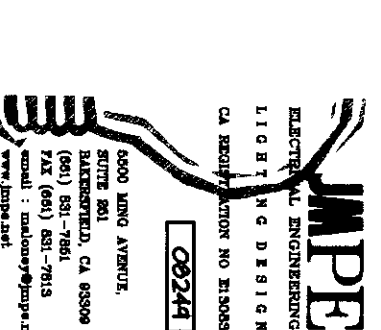
FLEWELLING & MOODY
architects for education

HEADQUARTERS OFFICE:
14 South Lake Avenue, Suite 100
Costa Mesa, California 92626
TEL: 949.441.1111 FAX: 949.441.4477
E-MAIL: fw.moody@flemoody.com

ANTelope VALLEY OFFICE:
17000 Antelope Valley Blvd.
Lodi, California 95240
TEL: 925.271.1111 FAX: 925.282.2400
E-MAIL: fw.moody@flemoody.com
An Employee Owned Corporation



CONSULTANT



AGENCY

REGISTRATION STAMP
DW OF THE STATE ARCHITECT
APPROX 11.28.17
ARCHITECT JAMES W. MOORE
DATE 11.28.17

Drawn by	AC
Checked by	FH
Reviewed by	
No.	000
Date	
Description	

MODERNIZATION PROJECT AT
EVERGREEN ELEMENTARY SCHOOL
2600 ROSE WARE DRIVE
BAKERSFIELD, CA 93304

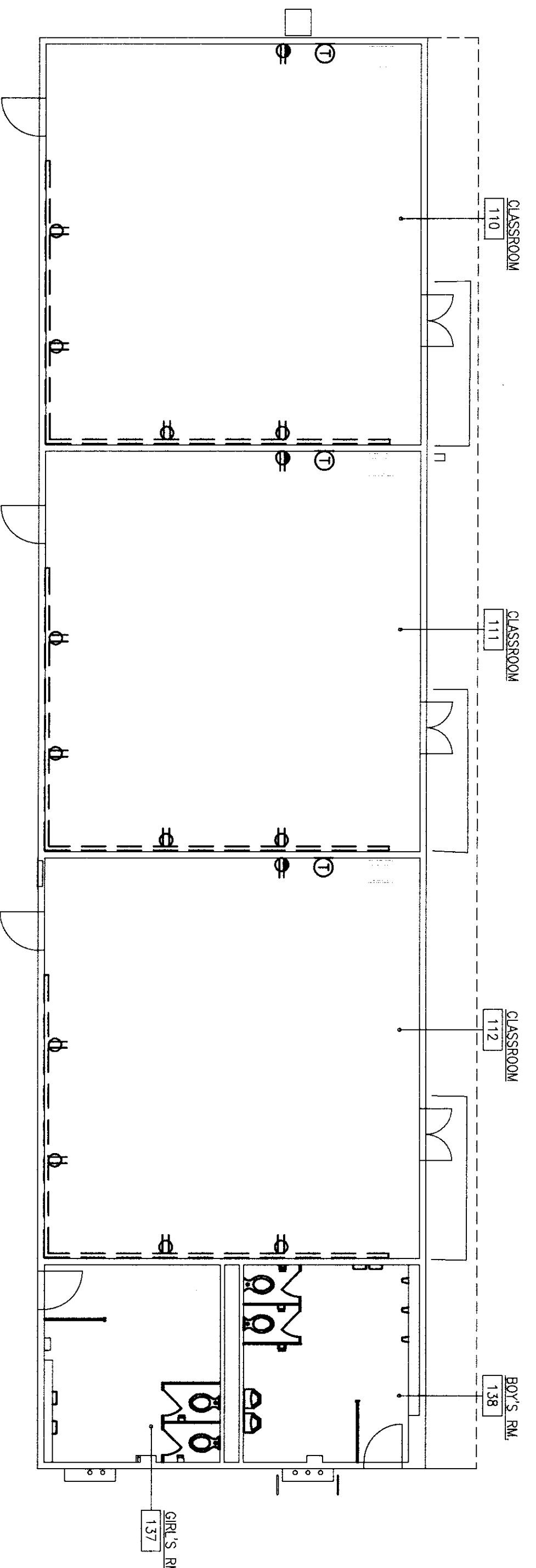
BAKERSFIELD CITY SCHOOL DISTRICT

BUILDING E ELECTRICAL
DEMOLITION PLAN
BUILDING E ELECTRICAL
PLAN

Job No.
1804200

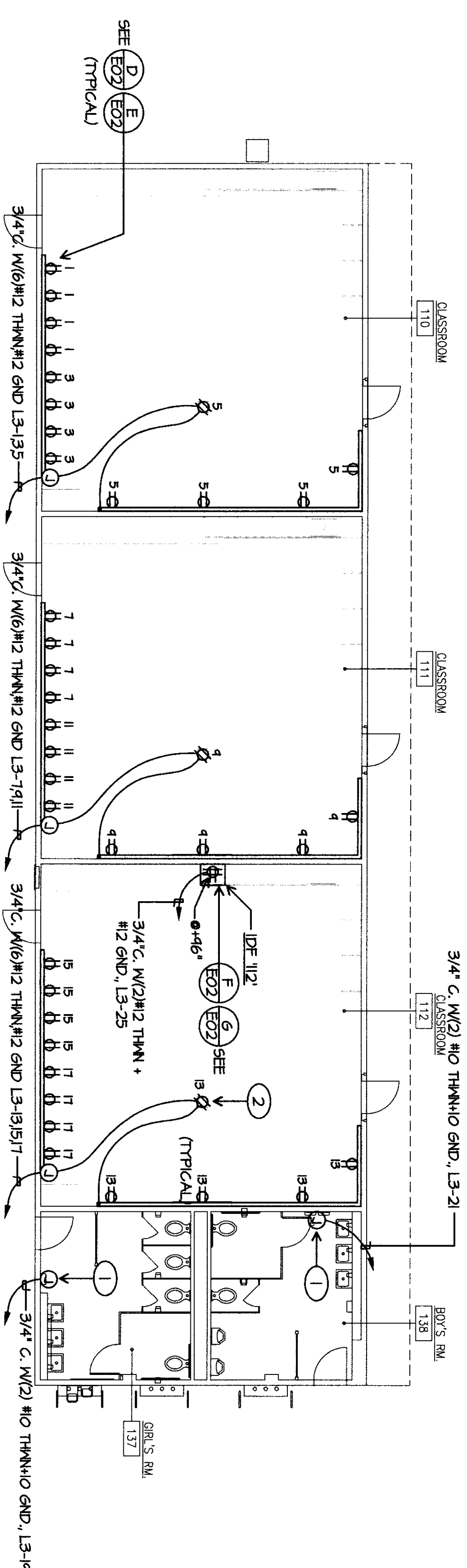
E-7.0

Date
1-14-2009



BUILDING E ELECTRICAL DEMOLITION PLAN 1

SCALE: 1/8"=1'-0"




BUILDING E ELECTRICAL PLAN

SCALE: 1/8"=1'-0"

ELECTRICAL HANDICHS

- 1 HANDICHS SHALL BE WORKED WITH A GROUNDING ROD WITH A MINIMUM OF 6 FEET OF EXPOSED LENGTH.
- 2 QUOTE: REPAIRS SHALL BE MADE IN ACCORDANCE WITH THE NATIONAL ELECTRICAL CODE (NEC) AND THE NATIONAL FIRE PROTECTION ASSOCIATION (NFPA) 70B.

- 1 CONTRACTOR SHALL REMOVE DEVICES, BOXES, FITTINGS, CONDUIT SURFACE RACEWAYS AND CONDUCTORS ETC. BACK TO PANEL SERVING THEM. PROVIDE BLANKS FOR ALL UNUSED OPENINGS. COORDINATE SAVAGE REQUIREMENTS WITH ROBERT VAN PASEL, SUPERVISOR SCHOOL PLANNING AND CONSTRUCTION, BAKERSFIELD CITY SCHOOL DISTRICT, 601-481-3888.
- 2 WHERE REMOVED DEVICES, ETC. SHAVE DOWNSTREAM OWNERS TO REMAIN, RECONNECT THESE.




FLEWELLING & MOODY
architects for education


HEADQUARTERS OFFICE
11700
Petaluma, California 94951
415.442.8277 FAX 415.442.8777
Email: projects@flemwood.com
www.flemwood.com

ANTELOPE VALLEY OFFICE
1033 Main, Lodi, California 95240
925.251.7779 FAX 925.251.7780
Email: valley@flemwood.com
www.flemwood.com

An Employee Owned Corporation



CONSULTANT



IDENTIFICATION STAMP
DIV. OF THE STATE ARCHITECT
APPROX. 11.2.8.17
AC/11/18/2010
DATE: APR 18 2010

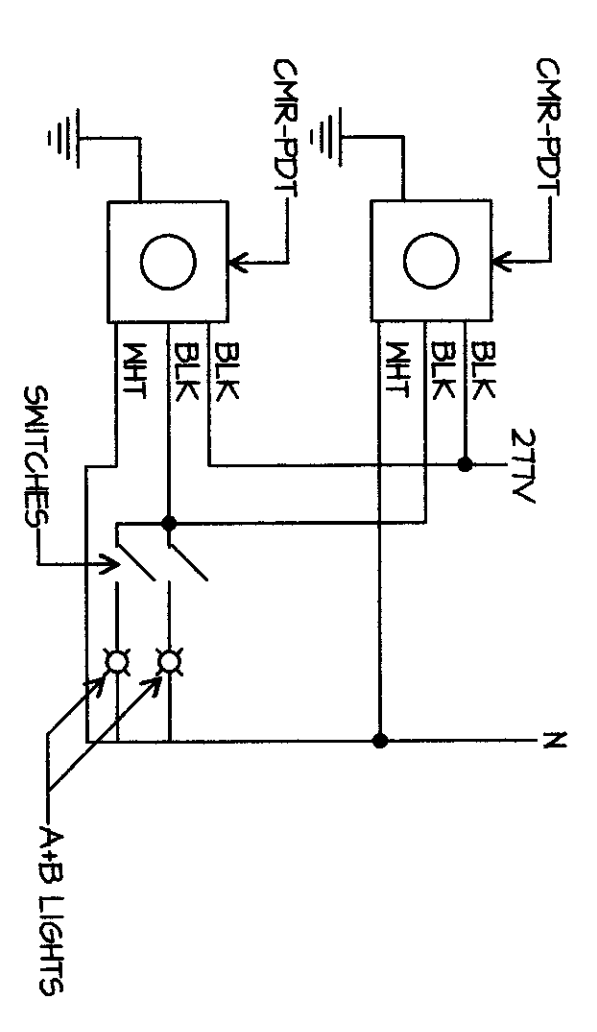
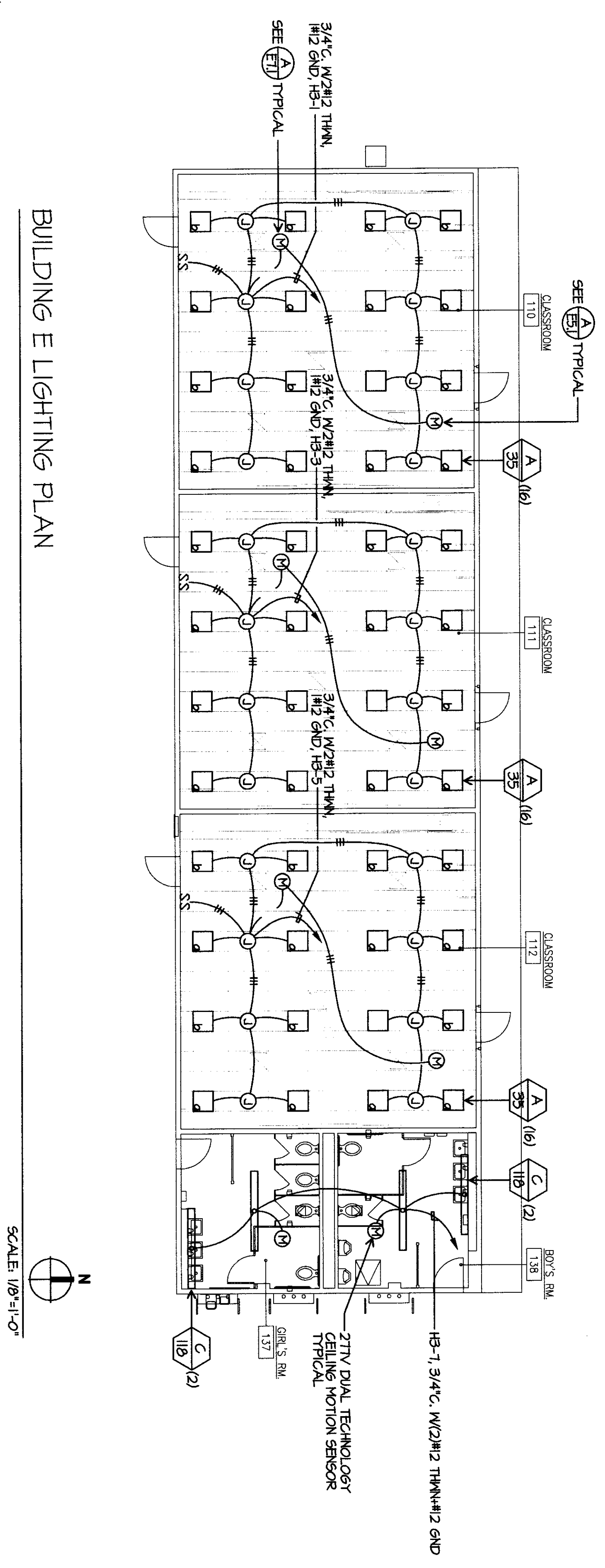
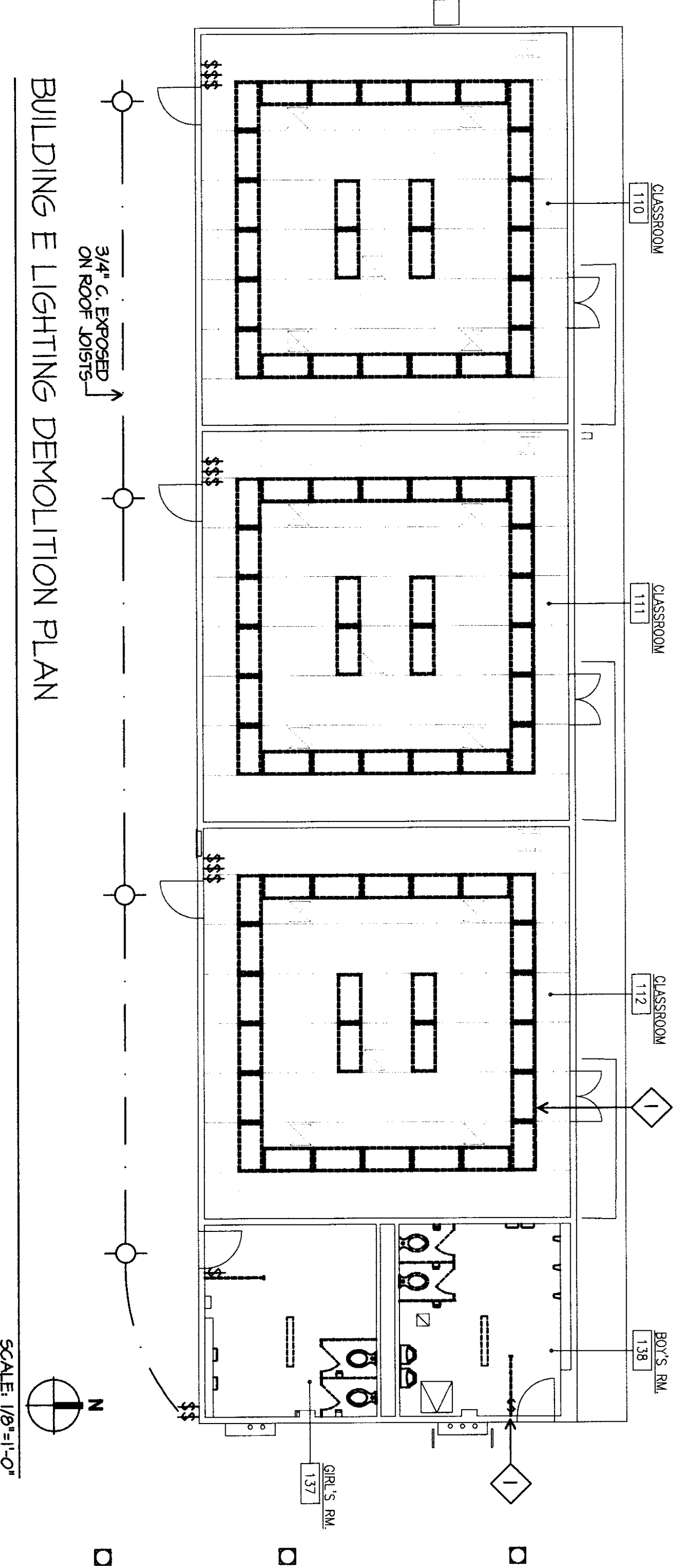
MOZUNKATON PROJECT AT
EVERGREEN ELEMENTARY SCHOOL
2600 ROSE MAINE DRIVE
BAKERSFIELD, CA 93304

BAKERSFIELD CITY SCHOOL DISTRICT


BUILDING E LIGHTING
DEMOLITION PLAN
BUILDING E LIGHTING
PLAN

Job No. 1894200
Date 1-14-2009
E-7.1

- LIGHTING DEMOLITION PLAN NOTES
- 1 REMOVE AND DISPOSE OF EXISTING LIGHT FIXTURES COMPLETE. DEMOLISH EXISTING CONDUIT BACK TO SERVING PANEL.
 - 2 REMOVE AND DISPOSE OF ALL SWITCHES IN BUILDING.





CLASSROOM MOTION SENSOR WIRING DIAGRAM



FLEWELLING & MODOY
architects education

HEADQUARTERS OFFICE:
141 South Lake Avenue, Suite 1100
Brea, CA 92612
TEL: 949.444.4477 FAX: 949.444.4477
EMAIL: info@flewellingmodoy.com

ANTIOPE VALLEY OFFICE:
10100 Antiope Valley Road, Suite 100
Antiope Valley, CA 95709
TEL: 916.877.5144 FAX: 916.877.5144
EMAIL: info@flewellingmodoy.com
An Employee Owned Corporation



NO.	DATE	DESCRIPTION

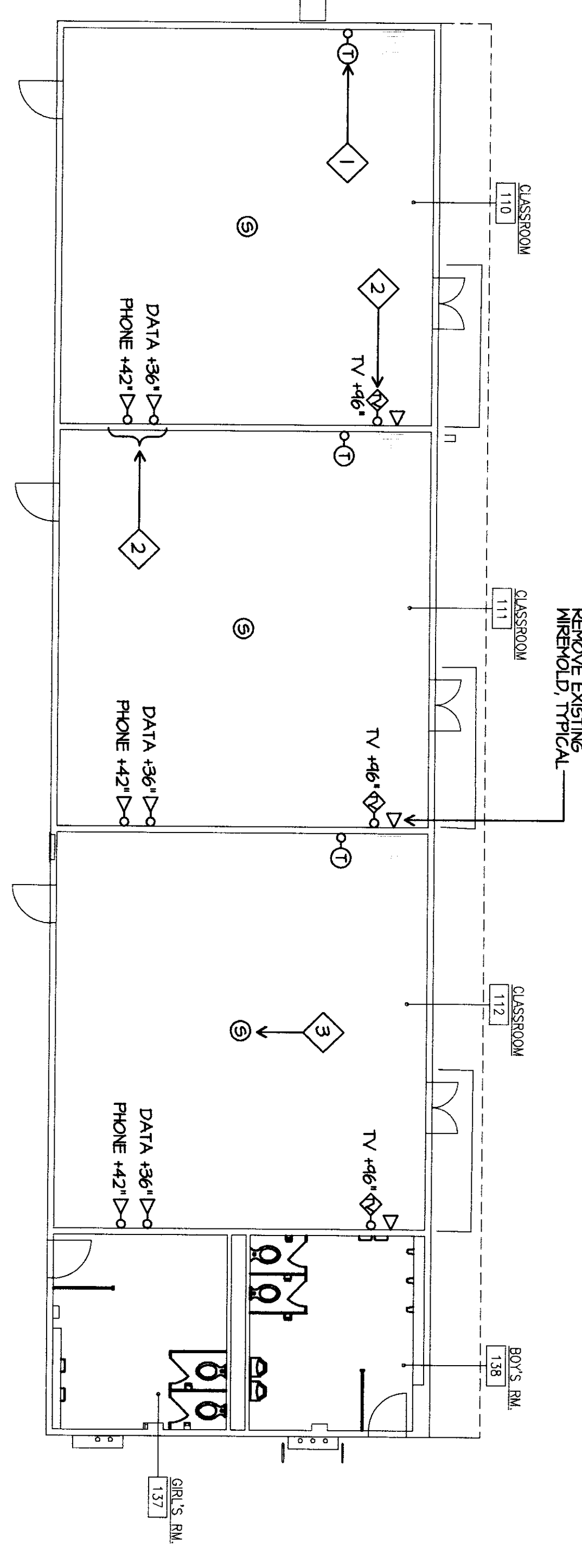
Checked by: PH
Drawn by: AC

MODERNIZATION PROJECT AT
EVERGREEN ELEMENTARY SCHOOL
2800 ROSE LAURE DRIVE
BAKERSFIELD, CA 93304

BAKERSFIELD CITY SCHOOL DISTRICT
BUILDING E COMMUNICATION
DEMOLITION PLAN
BUILDING E COMMUNICATION
PLAN

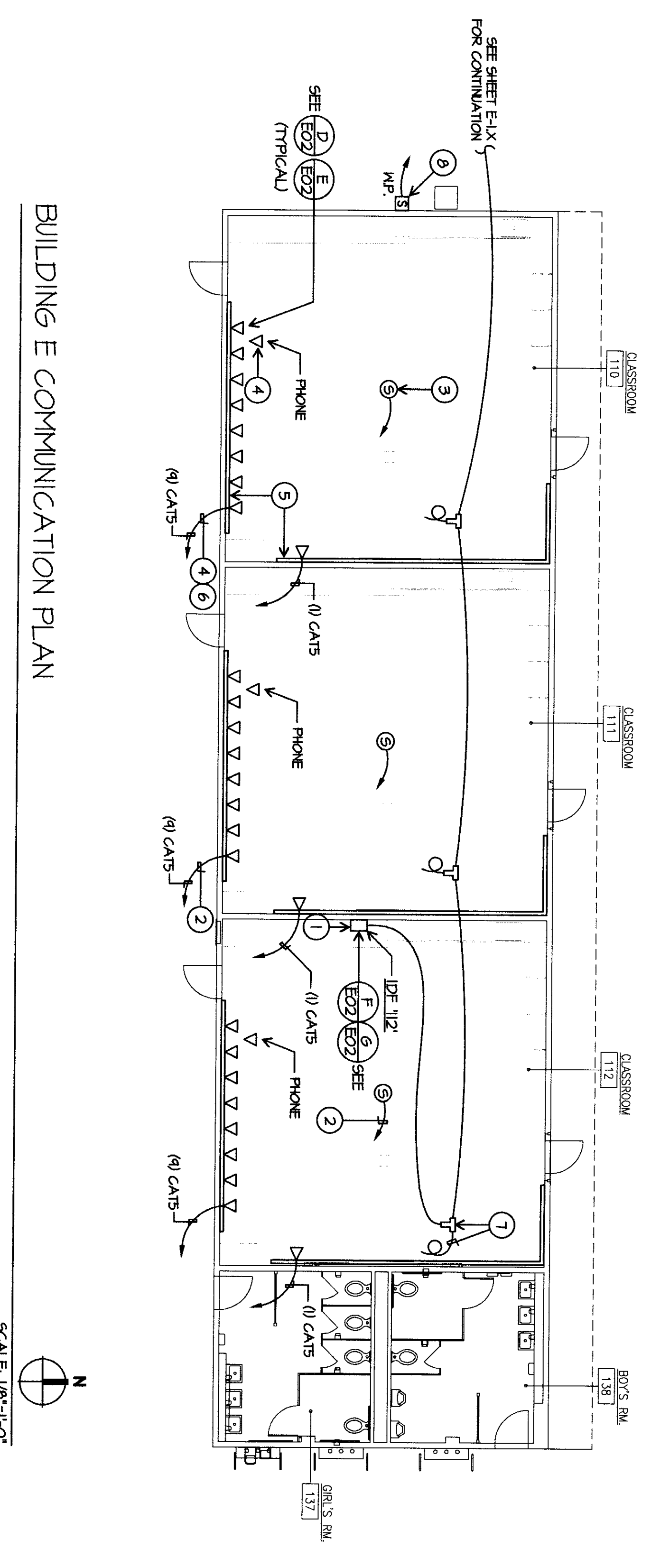
Doc No: 1804000
Date: 1-14-2009
E-72

- COMMUNICATION DEMOLITION PLAN NOTES**
- 1 REFER TO MECHANICAL PLANS FOR COORDINATION, TYPICAL.
 - 2 REMOVE WHENOLD COMPLETE, TYPICAL. REMOVE TV, DATA AND TELEPHONE DINGS. REMOVE ALL CABLE COMPLETE, TYPICAL.
 - 3 REMOVE SPEAKERS AND ALL SPEAKER CABLE COMPLETE, TYPICAL.



BUILDING E COMMUNICATION DEMOLITION PLAN

SCALE 1/8"=1'-0"

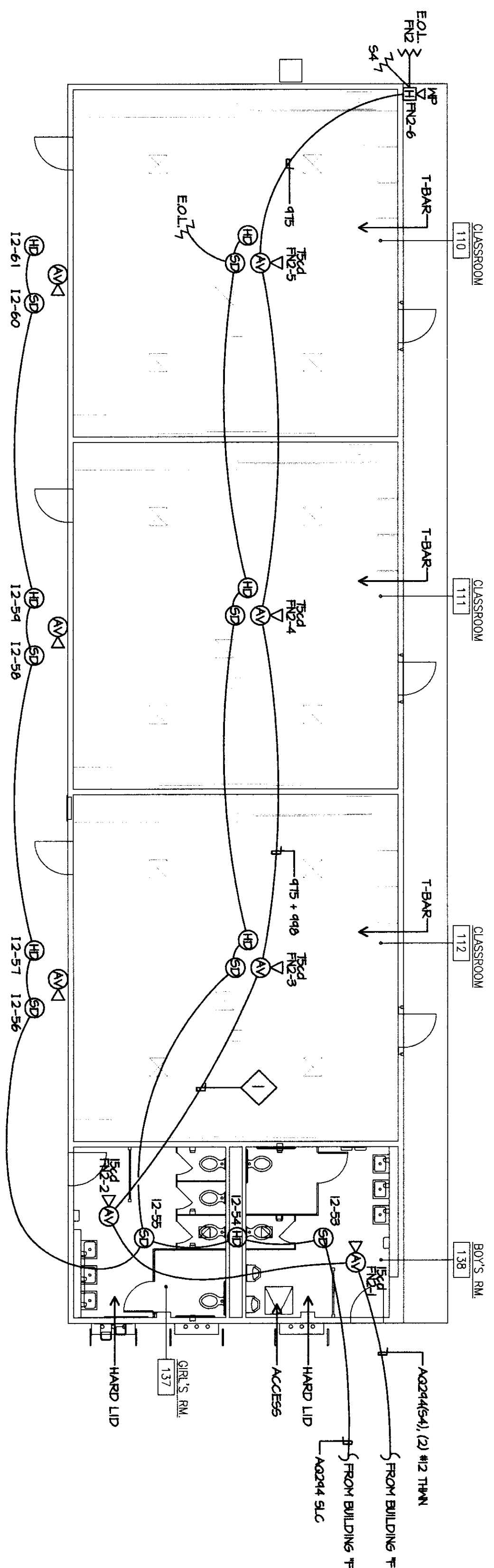


BUILDING E COMMUNICATION PLAN

SCALE 1/8"=1'-0"


- COMMUNICATION PLAN NOTES**
- 1 CONTRACTOR SHALL PROVIDE NEW IDF ENCLOSURE, INSTALL AND CONNECT NEW CABLES TO THE IDF ENCLOSURE. PROVIDE 12" HIGH, 12" DEEP, 12" WIDE MIDDLE ATLANTIC DWIBRIST WITH A HEDGESS FRONT DOOR AND 12" HIGH DOOR FOR PA AND TELEPHONE TERMINATIONS.
 - 2 SUPPORT TELEPHONE AND/OR DATA AND/OR SPEAKER CABLES HURRY/W/YELLOW HOOKS AT LEAST 8" ABOVE CEILING, TYPICAL. COORDINATION CABLE SUPPORT, TYPICAL.
 - 3 PROVIDE ATLAS NODE, #870W, 20W/70W OR 100W, 12" CEILING MOUNTED SPEAKER. PROVIDE A DEDICATED CATS CABLE BACK WAREHOUSE. TERMINATE ON 66 BLOCK. TERMINATE SHIELDED CABLE ON SPEAKER. PROVIDE 3 SERVICE LOOPS OF CABLE AT EACH SPEAKER LOCATION.
 - 4 PROVIDE (OR) CO EASTON CAT HOLE, #4808, 1/2" DIA. COLORED SANDSTONING CABLE (GENERAL CABLE #500) TO IDF CABINET. LEAVE ONE FOOT EXTRA CABLE LENGTH IN IDF ENCLOSURE.
 - 5 SURFACE MOUNT WAREHOUSE AND TWO COMPARTMENT 480 SERIES BACKWAY FITTINGS, BACKWAYS AND DEVICES FOR A COMPLETE SYSTEM, TYPICAL. COORDINATE EXACT LOCATION WITH ROBERT VAN TASSEL SUPERVISOR, PLANNING AND CONSTRUCTION BAKERSFIELD CITY SCHOOL DISTRICT, 561-631-5888, MONDAY AT 10:00 A.M.T.
 - 6 PROVIDE (8) CATS CABLES BACK TO CLOSEST IDF AND TERMINATION PATCH PANEL, TYPICAL.
 - 7 PROVIDE BRONZE TONGUE & GORE WITH 1/2" DIA SHIELD COMPRESSION TERMINATIONS, TYPICAL. CABLE CONTINUES TO ADJACENT CLASSROOM. INTERIOR TV CABLE SHALL BE RG6 QUAD SHIELD CABLE. PROVIDE 15' OF EXTRA CABLE PER CLASSROOM (SMART BOARD SIDE OF ROOM). CALIBRATE EACH CABLE FOR ATTENUATION. PROVIDE RESULTS TO GARY TAYLOR, BAKERSFIELD CITY SCHOOL DISTRICT, 561-631-5745.
 - 8 EXTERIOR SPEAKER PER SPECIFICATIONS.

FIRE ALARM PLAN NOTES
 SUPPONE FIRE ALARM CALLERS EVERY 5' W/ BIRD HOOKS, AT LEAST 8' ABOVE CEILING TYPICAL. FIRE ALARM CALLERS AND OTHER SUPPONES SHALL BE HAND MOUNTED FROM CEILING OR FROM WALL SURFACES, 11'-0" MIN.



BUILDING E FIRE ALARM PLAN

SCALE: 1/8"=1'-0"




FLEWELLING & MOODY
 architects + education

HEADQUARTERS OFFICE:
 141 South Main Avenue, 2nd Floor
 Oakland, CA 94612
 Email: flewelling@flewellingmoody.com

ANTELOPE VALLEY OFFICE:
 3333 Walnut Street, Suite 200
 95711-3407
 Email: fvoffice@flewellingmoody.com

An Employee Owned Corporation



CONTRACTOR:
 JIMPE
 15151 E. 15th Avenue
 Suite 100
 Aurora, CO 80014
 Phone: 303.751.1111
 Fax: 303.751.1112
 Email: jimpe@jimpe.com

ARCHITECT:
 IDENTIFICATION STAMP
 DW OF THE STATE ARCHITECT
 APPROX 11 9 8 17
 JAMES R. MOORE
 ARCHITECT
 NOV 18 2010

Drawn by: AC
 Checked by: PH

Revision	No.	Date	Description


**MODERNIZATION PROJECT AT
 EVERGREEN ELEMENTARY SCHOOL**
 2800 ROSE WARE DRIVE
 BAKERSFIELD, CA 93304

BAKERSFIELD CITY SCHOOL DISTRICT

**BUILDING E FIRE ALARM
 PLAN**

Job No. **1894200**
 Date **1-14-2009**

E-7.3




FLEWELLING & MOODY
architects education

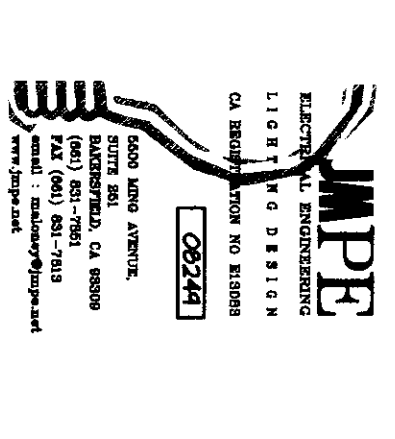
HEADQUARTERS OFFICE:
1400 Franklin Street
Folsom, California 95630
Tel: 916.451.4444
Fax: 916.451.4444
E-Mail: info@flemo.com

ANTELOPE VALLEY OFFICE:
1400 Franklin Street
Lodi, California 93240
Tel: 209.438.8888
Fax: 209.438.8888
E-Mail: info@flemo.com

An Equal Opportunity Employer



CONSULTANT



AGENCY

IDENTIFICATION STAMP
DIV. OF THE STATE ARCHITECT
APPROVED 11 2 8 17
JAMES P. MOORE
DATE: APR 18 2009

Drawn by	AC
Checked by	PH
Author	
No.	
Date	
Description	

Read these notes in conjunction with the drawings. The information herein is intended to provide a general understanding of the project and is not intended to constitute a contract. The contract documents, including the drawings, shall govern. No part of this document shall be reproduced or transmitted in any form or by any means, electronic, mechanical, photocopying, recording, or by any information storage and retrieval system, without the prior written permission of the architect.

**MODERNIZATION PROJECT AT
EVERGREEN ELEMENTARY SCHOOL**
2600 ROSE MADE DRIVE
BAKERSFIELD, CA 93304

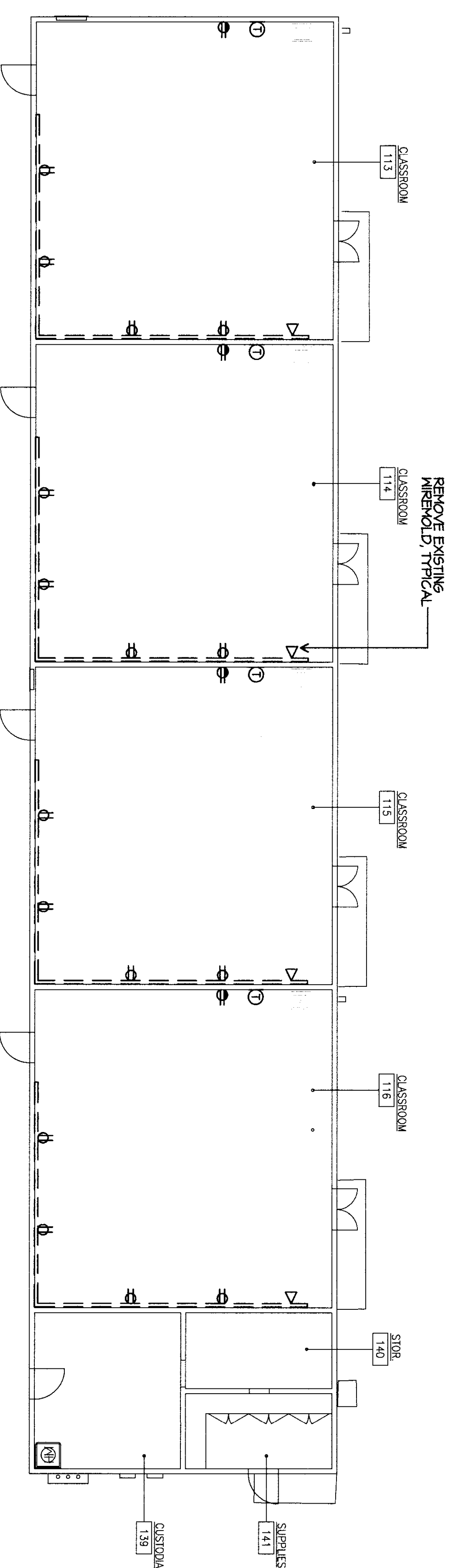
BAKERSFIELD CITY SCHOOL DISTRICT

**BUILDING F ELECTRICAL
DEMOLITION PLAN
BUILDING F ELECTRICAL
PLAN**

Job No.
1884500

Title
E-8.0

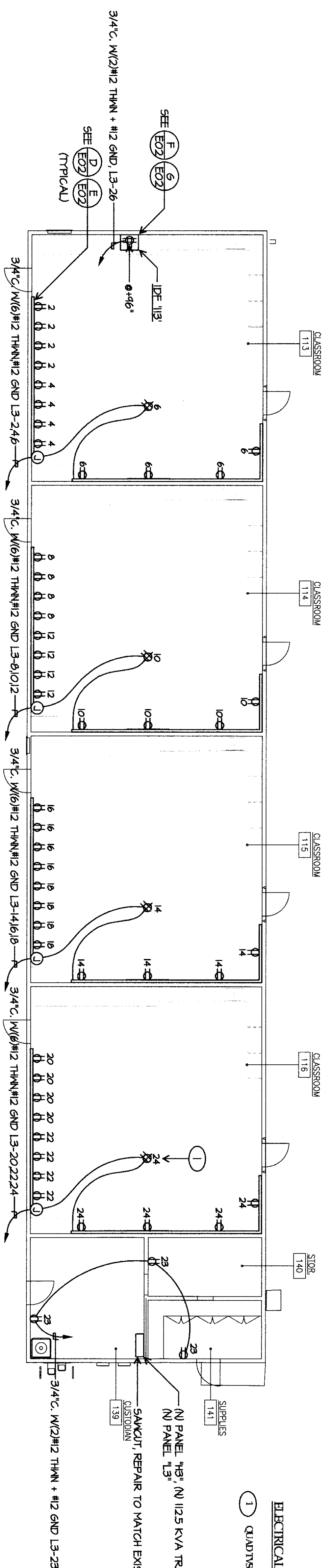
Date
1-14-2009



BUILDING F ELECTRICAL DEMOLITION PLAN 1-2

SCALE 1/8"=1'-0"

- ELECTRICAL DEMOLITION PLAN NOTES**
- 1 CONTRACTOR SHALL REMOVE DRIVERS, BOXES, FITTINGS, CONDUIT SURFACE RACEWAY AND CONDUCTORS ETC. BACK TO PANEL SERVING THEM. PROVIDE BLANKS FOR ALL UNUSED OPENINGS. COORDINATE SALVAGE REQUIREMENTS WITH ROBERT VAN TASSEL, SUPERVISOR SCHOOL PLANNING AND CONSTRUCTION, BAKERSFIELD CITY SCHOOL DISTRICT, 601-431-5888
 - 2 WHERE REMOVED DEVICES, ETC. SERVE DOWNSTREAM ONES TO REMAIN, RE-CONNECT THESE.




BUILDING F ELECTRICAL PLAN

SCALE 1/8"=1'-0"

- ELECTRICAL PANJOIES**
- 1 QUADRY RECEPTALS ABOVE CEILING IN RUMBLE PROJECTS TYPICAL.

- ELECTRICAL PANJOIES**
- 1 N1 PANEL, 48" N1 125 KVA TRANSFORMER, N1 PANEL, 13" STANDOFF REPAIR TO MATCH EXISTING.




FLEWELLING & MOODY
architects & education

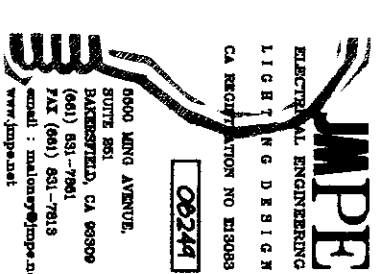
HEADQUARTERS OFFICE:
141 South Lake Avenue, Suite 1000
Brea, CA 92610
Tel: 949.440.1100
Fax: 949.440.1101
E-Mail: info@flewellingandmoody.com

ANTELOPE VALLEY OFFICE:
1025 West Locust Boulevard
Rockwell, TX 78681-5623
E-Mail: fv-office@flewellingandmoody.com

An Oregon-based Corporation



ARCHITECT



JAMES MOORE PROFESSIONAL ENGINEERS
11827 S. BROADWAY
SUITE 100
BREA, CA 92610
TEL: 949.440.1100
FAX: 949.440.1101
WWW.JMPE.COM

AGENCY

IDENTIFICATION STAMP
DIV OF THE STATE ARCHITECT
APPROVED 11 2 8 17
ARCHITECT JAMES R. MOORE
DATE 11/2/2010

Drawn by	AC	
Checked by	PH	
Revisions		
No.	Date	Description

It is hereby certified that the undersigned is duly licensed as an architect in the State of California and that he has prepared the plans and specifications for the construction of the building herein described, and that he is a duly qualified architect in the State of California.

MODERNIZATION PROJECT AT
EVERGREEN ELEMENTARY SCHOOL
2850 ROSE LAURE DRIVE
BARKERSFIELD, CA 93204

BARKERSFIELD CITY SCHOOL DISTRICT

BUILDING F LIGHTING
DEMOLITION PLAN
BUILDING F LIGHTING
PLAN

Job No.

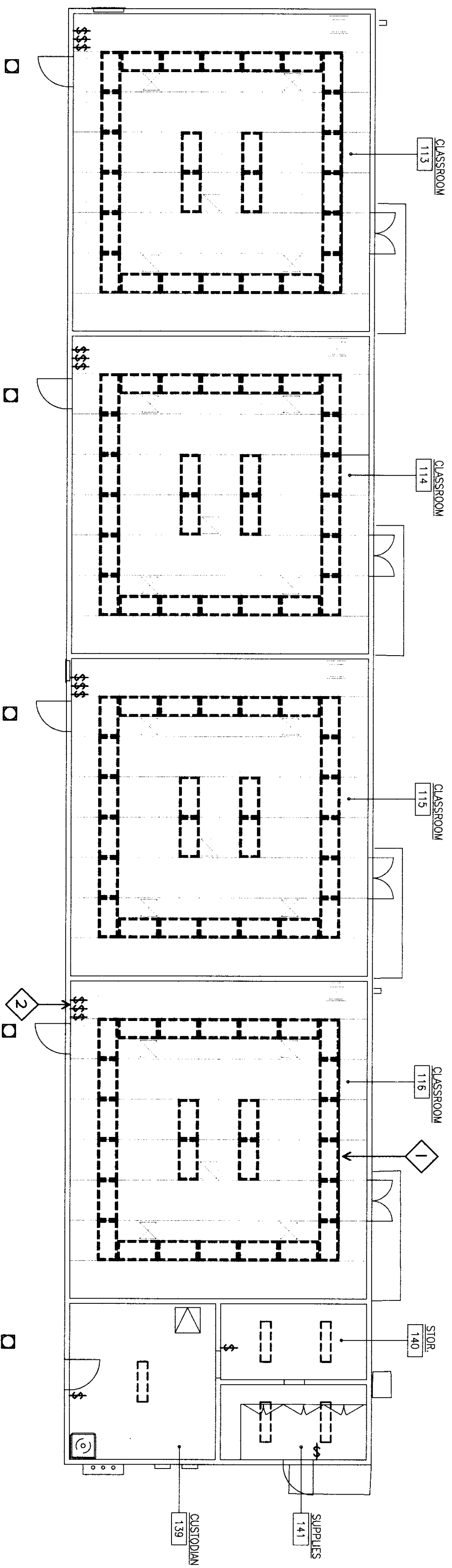
894200

Date

1-14-2009

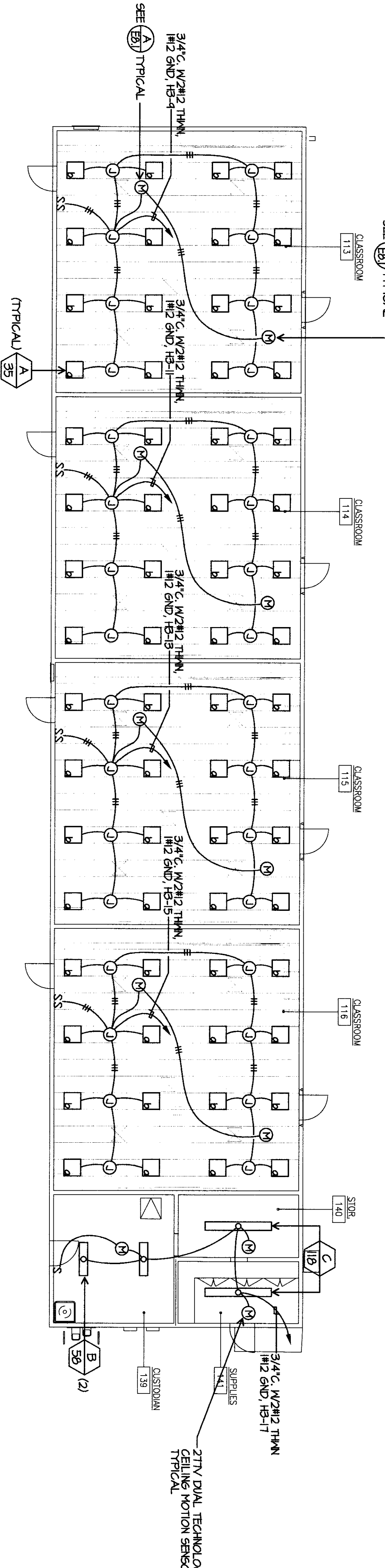
E-8.1

- LIGHTING DEMOLITION PLAN NOTES
- 1 REMOVE AND REPAIR OR EXISTING LIGHT FIXTURES-COMPLITE, DISMOUNT, REMOVE AND REPAIR OR EXISTING CONDUIT BACK TO SERVING PANEL.
 - 2 REMOVE AND REPAIR OR ALL SWITCHES IN BUILDING.



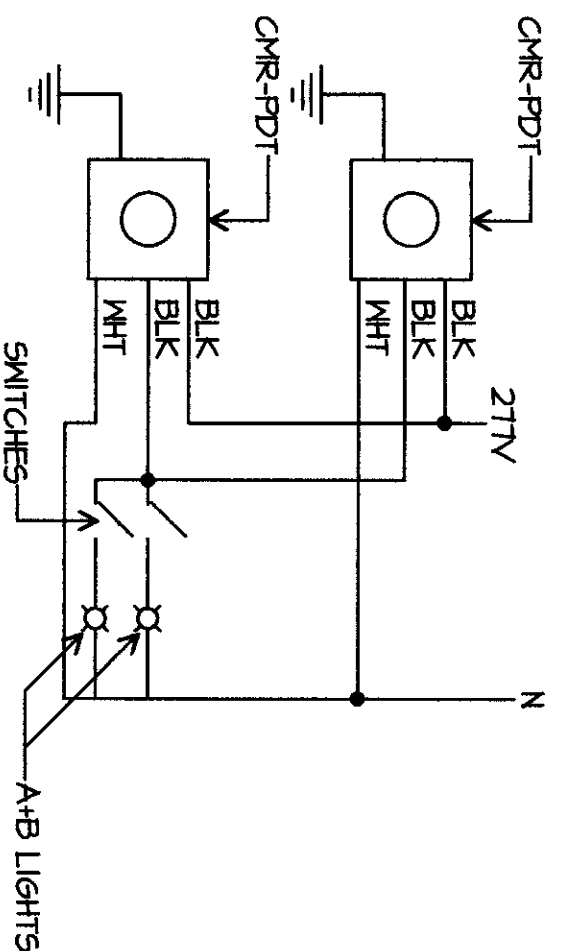
BUILDING F LIGHTING DEMOLITION PLAN

SCALE: 1/8" = 1'-0"




BUILDING F LIGHTING PLAN

SCALE: 1/8" = 1'-0"



CLASSROOM MOTION SENSOR WIRING DIAGRAM

(A)



FLEWELLING & MOODY
architects education

HEADQUARTERS OFFICE:
141 South Lake Avenue, 20th Floor
Costa Mesa, CA 92626
E-MAIL: info@flemoody.com
www.flemoody.com

ANTIOPE VALLEY OFFICE:
1325 West Lodi Avenue
95116-0771 FAX: 925.942.2443
E-MAIL: antiope@flemoody.com

An Eclypsys Group Corporation



CONTRACTOR

JMPE
JAMES M. P. E.
1325 WEST LODI AVENUE
COSTA MESA, CA 92626
TEL: 949.441.1111 FAX: 949.441.1112
WWW.JMPE.COM

AGENCY

IDENTIFICATION STAMP
DIV OF THE STATE ARCHITECT
APPROX 112817
AC/M/JR
DATE MAR 18 2010

Drawn by	AC	
Checked by	PH	
Revised		
No.	Date	Description

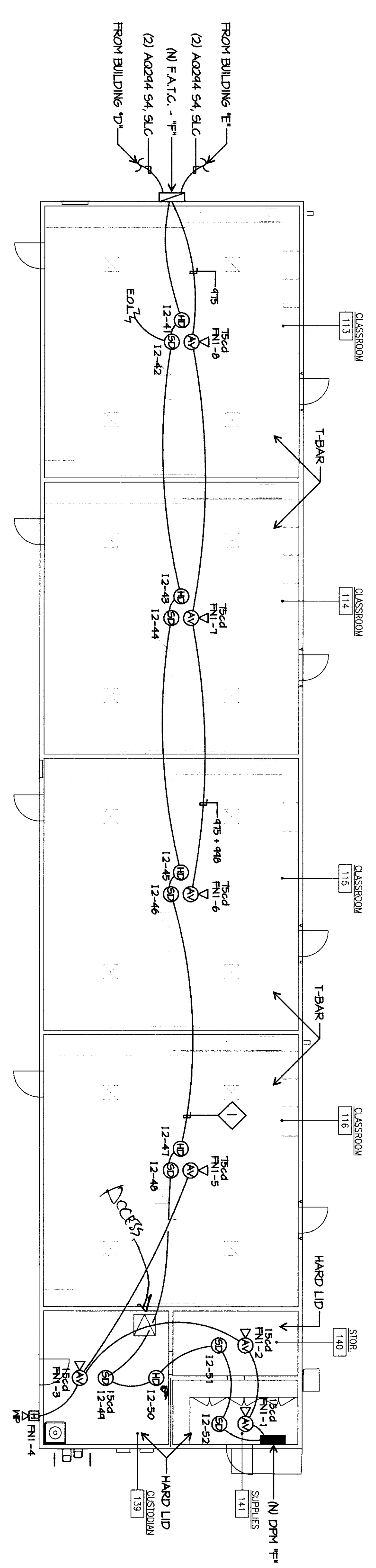
MODERNIZATION PROJECT AT
EVERGREEN ELEMENTARY SCHOOL
2900 ROSE WARE DRIVE
BAKERSFIELD, CA 93304

BAKERSFIELD CITY SCHOOL DISTRICT
BUILDING F FIRE ALARM PLAN

Job No. **984200**
Date **1-14-2009**
E-8.3

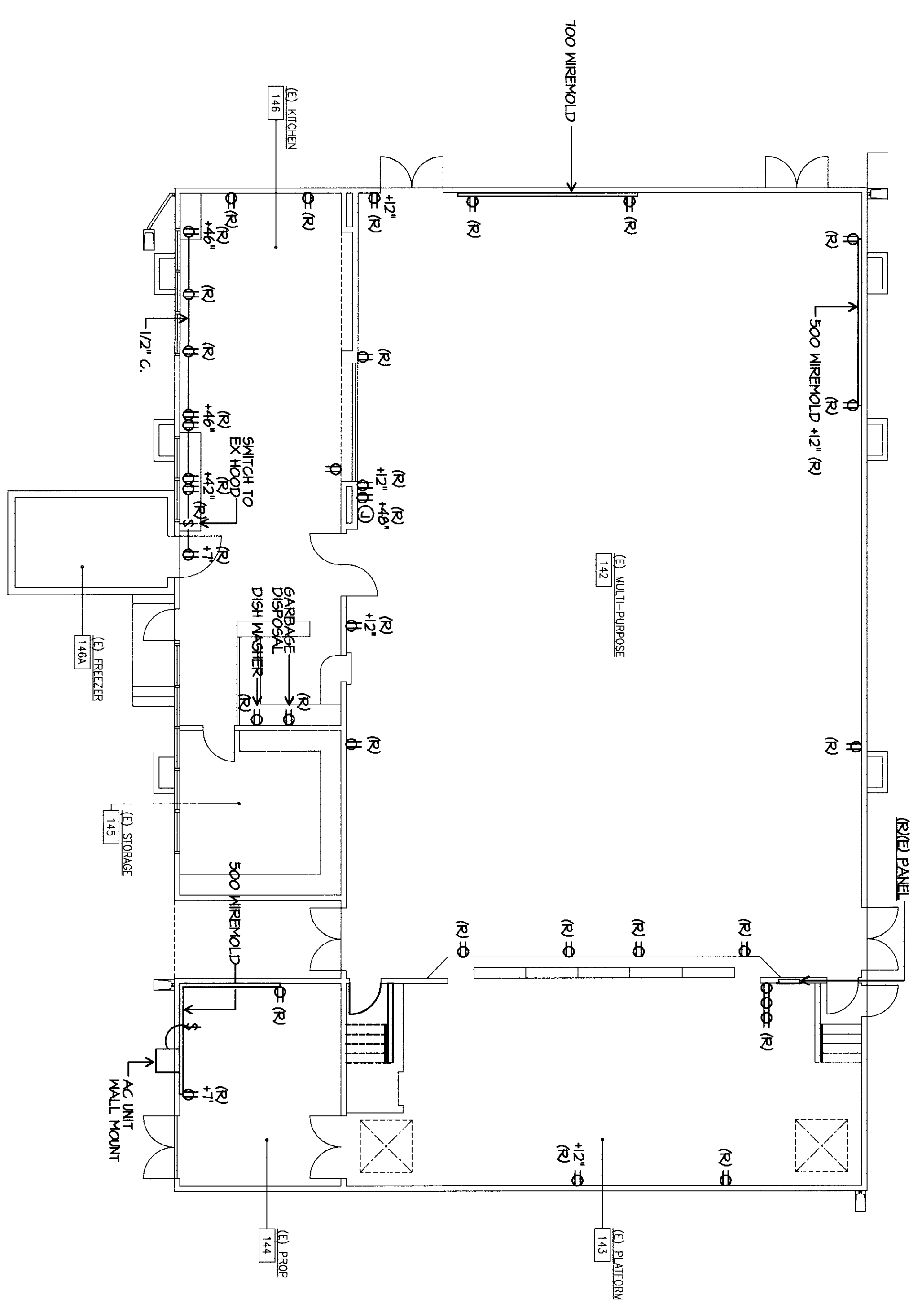
FIRE ALARM PLAN NOTES

1 SUPPORT FIRE ALARM CABLES EVERY 5' W/ RED HOOKS AT LEAST 3" ABOVE CEILING TYPICAL. FIRE ALARM CABLES AND THEIR SUPPORTS SHALL BE INDEPENDENT FROM COMMUNICATION CABLE SUPPORT TYPICAL.



BUILDING F FIRE ALARM PLAN

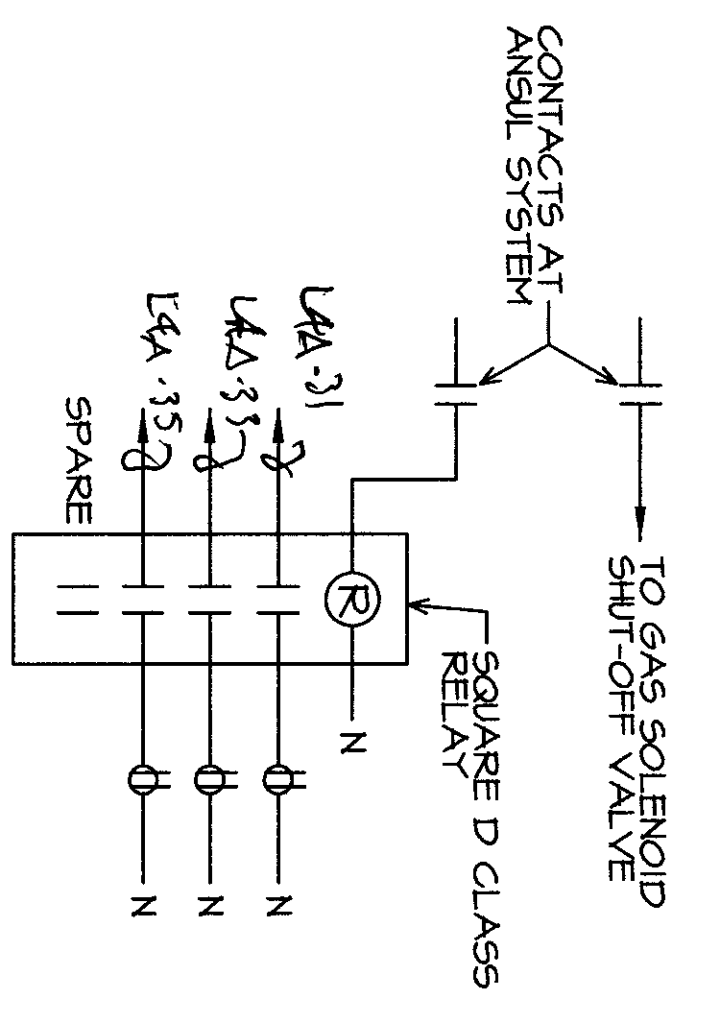
SCALE: 1/8"=1'-0"



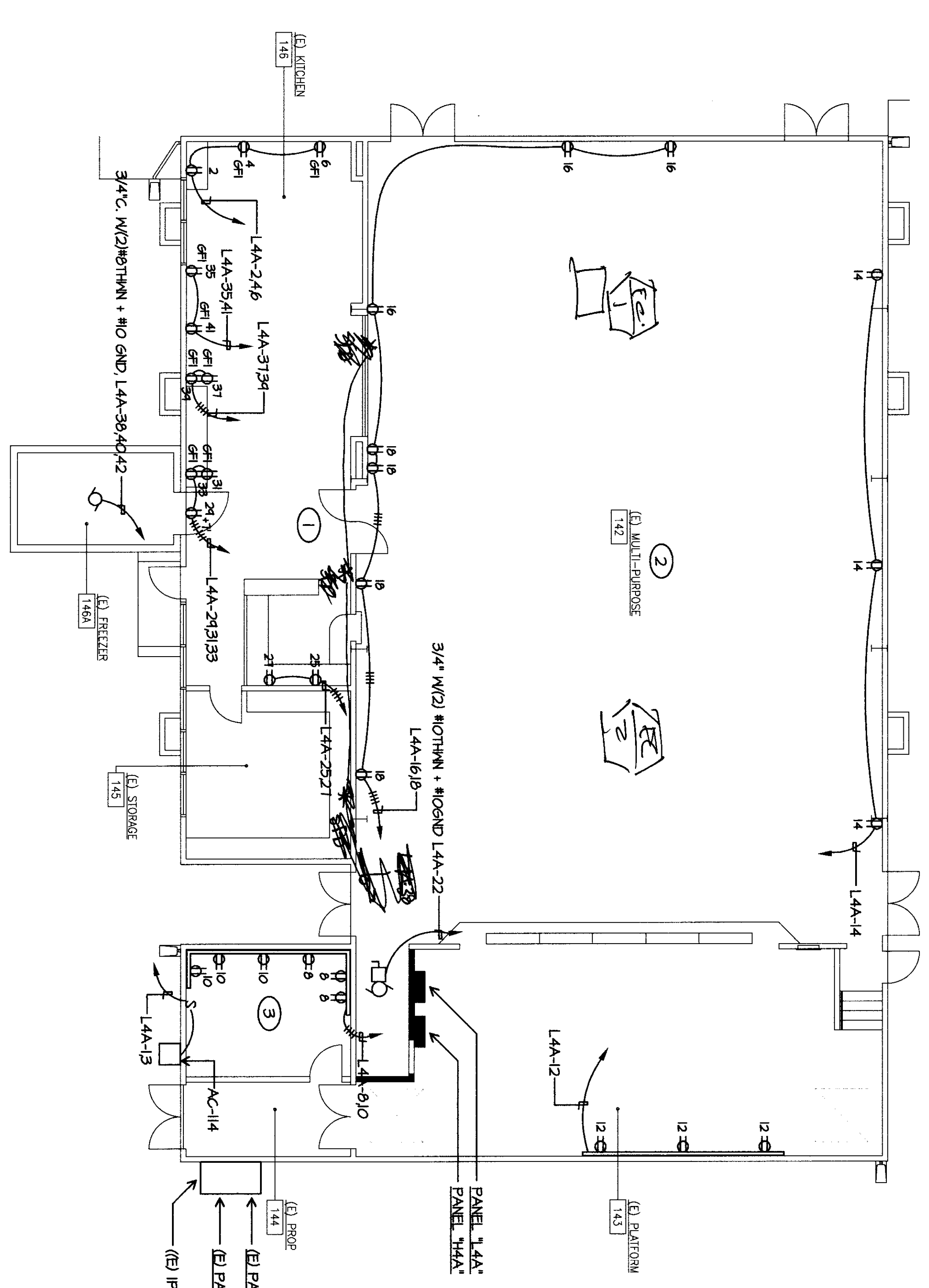
BUILDING & ELECTRICAL DEMOLITION PLAN

SCALE: 1/8"=1'-0"

- ELECTRICAL DEMOLITION PLAN NOTES**
- 1 CONTRACTOR SHALL REMOVE DEVICES, BOXES, FITTINGS, CONDUIT, SURFACE RACEWAY AND CONDUCTORS ETC. BACK TO PANEL SERVING THEM. PROVIDE BANS FOR ALL UNUSED PIPINGS. COORDINATE WITH ARCHITECT'S REQUIREMENTS WITH PERMITS. CONSTRUCTION BAKERSFIELD CITY SCHOOL DISTRICT 641431-5885.
 - 2 WHERE REMOVED DEVICES, ETC. SERVE DOWNSTREAM OWNERS TO REMAIN, RECONNECT THESE.




ANSUL INTERLOCK DIAGRAM



BUILDING & ELECTRICAL PLAN

SCALE: 1/8"=1'-0"

- ELECTRICAL PLAN NOTES**
- 1 CONDUIT IN KITCHEN SHALL BE 3/4" DIA. RECEPTS SHALL BE INSTALLED IN CASE SURFACE MOUNT BACKBOX. COMPRESSION FITTINGS SHALL BE USED IN THE KITCHEN.
 - 2 RECEPTS IN MULTI-USE ROOM SHALL BE FED WITH VOM WIRERHOLD DROPS FROM THE CEILING. ALL BRANCH CIRCUITS SHALL INCLUDE #12 GROUND CONSTRUCTION.
 - 3 ALL RECEPTS SHALL BE 15' A.F.F. MINIMUM.




FLEWELLING & MOODY
architects for education

HEADQUARTERS OFFICE:
41 South Lane Ave. Suite 100
Bakersfield, CA 93304
805.833.8177 FAX 805.833.8177
Email: info@flewellingmoody.com
flewellingmoody.com

ANTELOPE VALLEY OFFICE:
1025 West Center Road
Antelope Valley, CA 91702
818.246.0777 FAX 818.246.3243
Email: info@antelopevalley.com

An Employee Owned Corporation



CONSULTANT:
J.M.P.E.
JAMES M. PETERSON, P.E.
11275 W. 14TH STREET
SUITE 100
ANTHELOPE VALLEY, CA 91702
TEL: 818.246.0777
FAX: 818.246.3243
WWW.JMPE.COM

ARCHITECT:
MODERNIZATION GROUP
DR. OF THE STATE ARCHITECT
APPROX 11.9.8.17
A.C. FLS #11815
DATE: 11/27/2018

Drawn by AC
Checked by PH

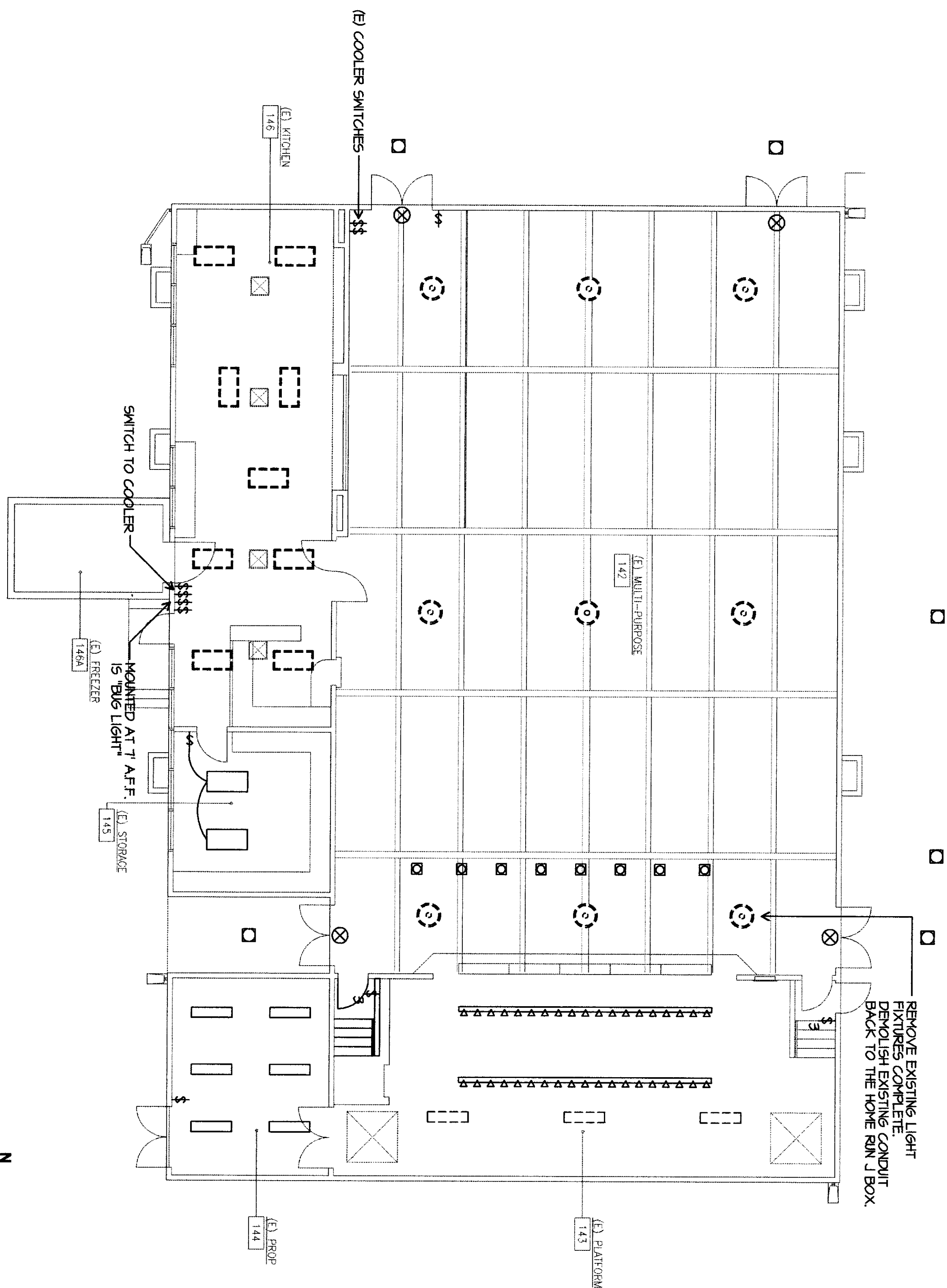
No.	Date	Description

**MODERNIZATION PROJECT AT
EVERGREEN ELEMENTARY SCHOOL,
2600 ROSE LAURE DRIVE,
BAKERSFIELD, CA 93304**

BAKERSFIELD CITY SCHOOL DISTRICT

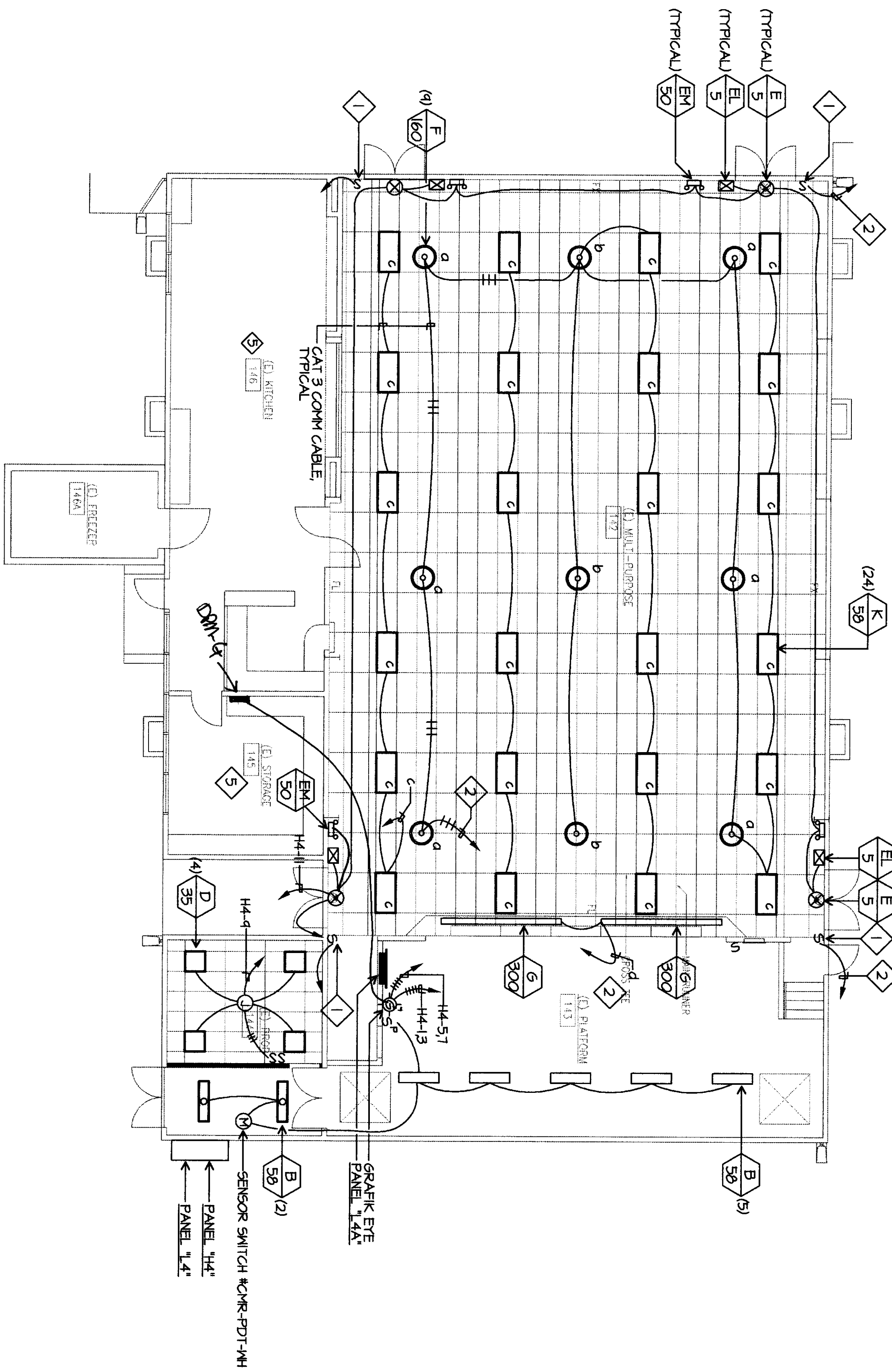
**BUILDING & ELECTRICAL
DEMOLITION PLAN
BUILDING & ELECTRICAL
PLAN**

Job No. **1894300**
Date: **1-14-2018**
E-90



BUILDING 6 LIGHTING DEMOLITION PLAN

SCALE: 1/8"=1'-0"



BUILDING 6 LIGHTING PLAN

SCALE: 1/8"=1'-0"

- LIGHTING NOTES**
- ◊ CONTROL STATION LITRON-GRX-2B TO GRAPHIC EYE
 - ◊ GRAPHIC EYE CONTROL PANEL
 - ◊ LIGHTING CONTROL PANEL
 - ◊ EXISTING LIGHTING TO REMAIN INTERCEPT FEED EXTENDED TO PANEL L4A.


- GRAPHIC EYE ZONES**
 GRAPHIC EYE GRX3504-05
- a. SKYDOME 1400VA FLECO
 - b. SKYDOME CENTER 600VA FLECO
 - c. 2x4 1600VA FLECO
 - d. TRACK 600VA ELY
- ◊ INTRODUCING W/ AN INTERCEPT FEED TO PANEL ON LIGHTS WONT SCHEDULE DRAWING.

FLEWELLING & MOODY
 architects for education

HEADQUARTERS OFFICE:
 417 South Main Street, Suite 200
 Pasadena, California 91101
 Phone: 626-797-4447
 Email: fmoody@flewellingmoody.com

ANIMLOPE VALLEY OFFICE:
 11110 West Imperial Avenue
 Lancaster, California 93536
 Phone: 801-543-7771 FAX: 801-543-2644
 Email: fmoody@flewellingmoody.com

An Employee Owned Corporation



CONSULTANT

JMPE
 PROJECT MANAGEMENT & PROFESSIONAL ENGINEERING
 14500 WILSON AVENUE, SUITE 200
 GARDEN GROVE, CA 92647
 (714) 952-1234
 www.jmpe.com

ARCHITECT

IDENTIFICATION STAMP
 DIV. OF THE STATE ARCHITECT
 APR 03 11 28 17
 NO. 11182-2008
 DATE 11/18/08

OWNER

MODERNIZATION PROJECT AT EVERGREEN ELEMENTARY SCHOOL
 2600 ROSE WARE DRIVE
 BAKERSFIELD, CA 93304

BAKERSFIELD CITY SCHOOL DISTRICT

DESIGNER

Drawn by: AC
 Checked by: PH

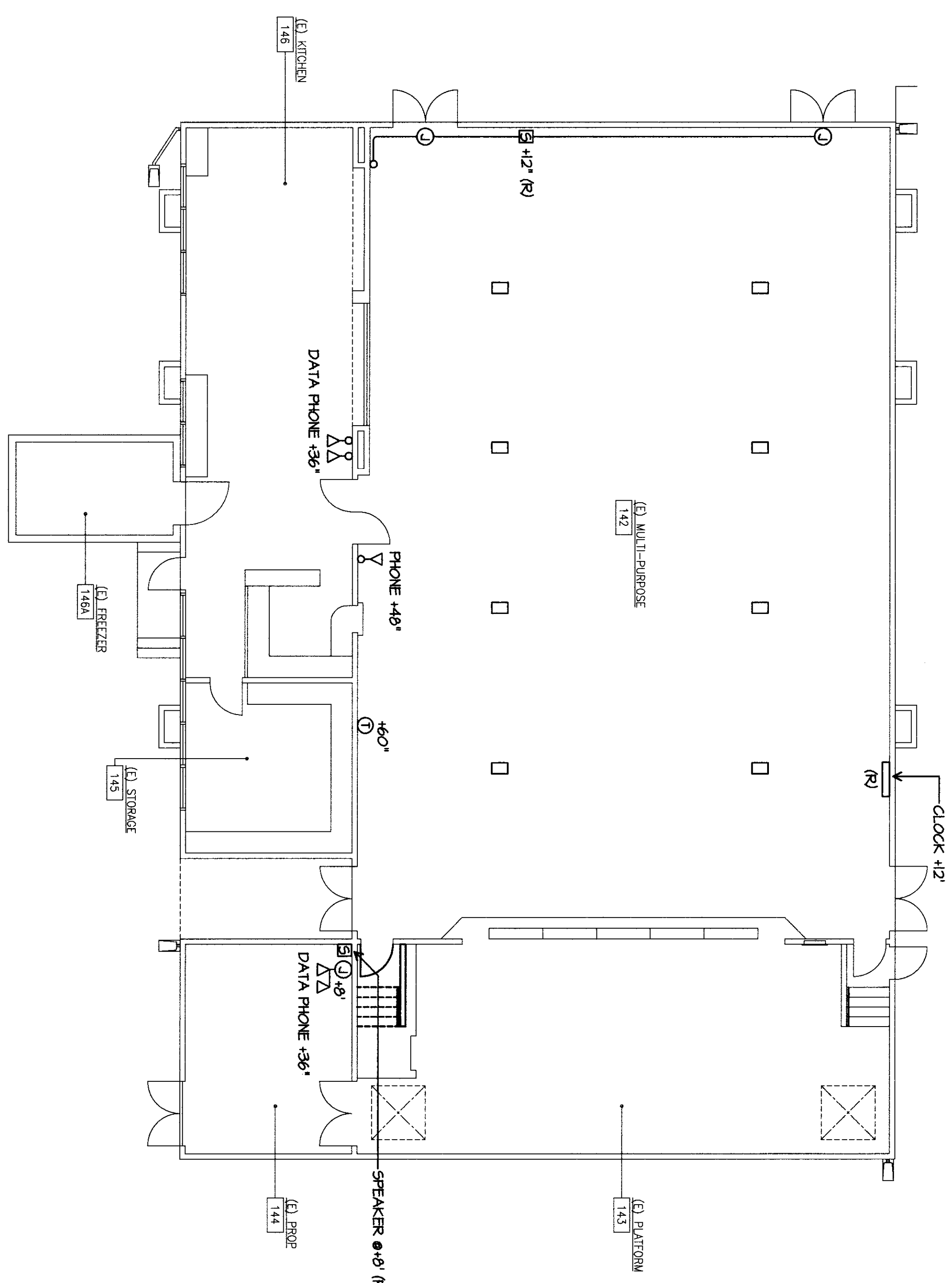
Revision:

No. | Date | Description

BUILDING & LIGHTING DEMOLITION PLAN
BUILDING & LIGHTING PLAN

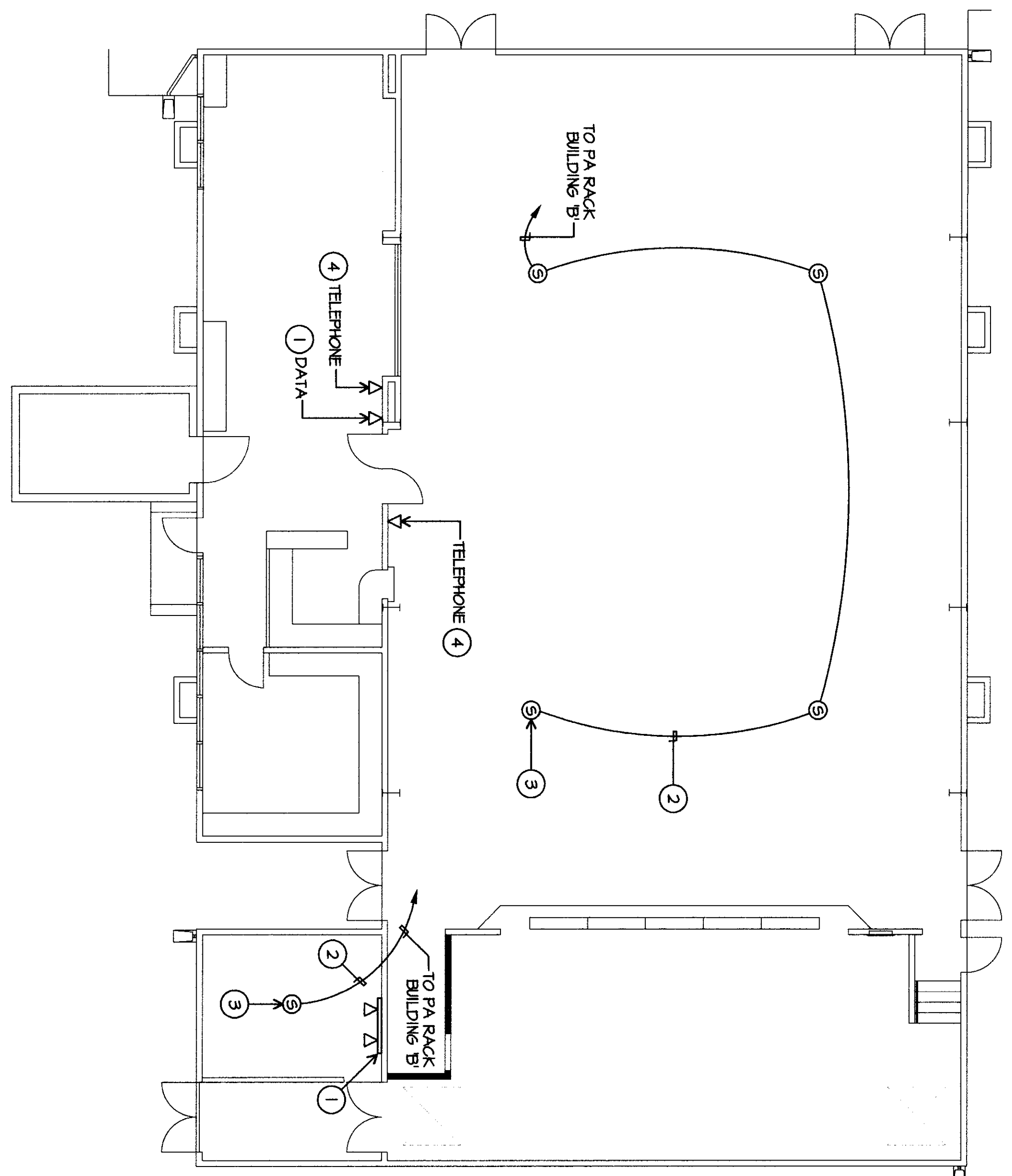
Job No. 1894200
 Date 1-14-2009

E-9.1



BUILDING & COMMUNICATION DEMOLITION PLAN


SCALE: 1/8"=1'-0"



BUILDING & COMMUNICATION PLAN

SCALE: 1/8"=1'-0"

- COMMUNICATION PLAN NOTES**
- 1 EXISTING DATA DROPS TO REMAIN.
 - 2 SUPPORT TELEPHONE AND/OR DATA AND/OR SPEAKER CABLES, ENTRY F/W/YELLOW HOOKS AT LEAST 8" ABOVE CEILING. TYPICAL COMMUNICATION CABLES AND THEIR SUPPORT(S) SHALL BE INDEPENDENT FROM FIRE ALARM CABLE SUPPORT, TYPICAL.
 - 3 PROVIDE ATLAS/MOORE #8027W 25W/75W OR EQUIVALENT CEILING MOUNTED SPEAKER. PROVIDE A DEDICATED CAT5 CABLE BACK REARSTIDE. TERMINATE ON 66 BLOCK. TERMINATE SHIELDED CABLE ON SPEAKER. PROVIDE 3 SERVICE LOOPS OF CABLE AT EACH SPEAKER LOCATION.
 - 4 EXISTING PHONES TO REMAIN.

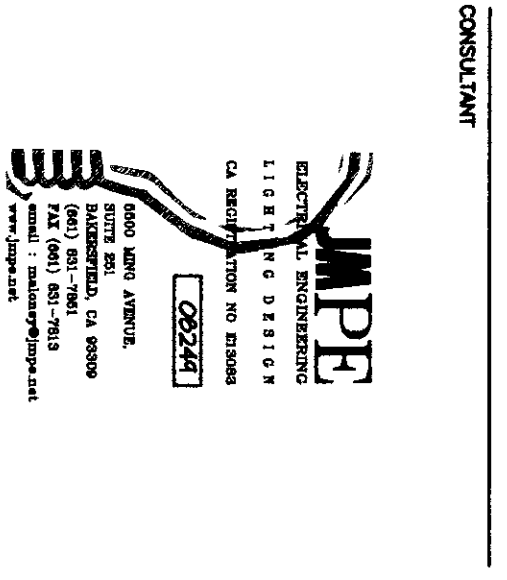



FLEWELLING & MOODY
architects for education

HEADQUARTERS OFFICE:
141 South Lake Avenue, Suite 100
Brea, CA 92623
TEL: 949.453.3333 FAX: 949.453.3337
EMAIL: info@flewellingmoody.com

ANTELOPE VALLEY OFFICE:
3225 West Center Boulevard
Antelope, CA 95706
TEL: 916.467.7777 FAX: 916.467.8343
EMAIL: antelope@flewellingmoody.com

An Employee-Owned Corporation



ARCHITECT:
ANTHONY LEESEY
DIR. OF ARCHITECTURE
APPROX 11.2.8.17
AC 113530000
DATE: 11.2.8.2010

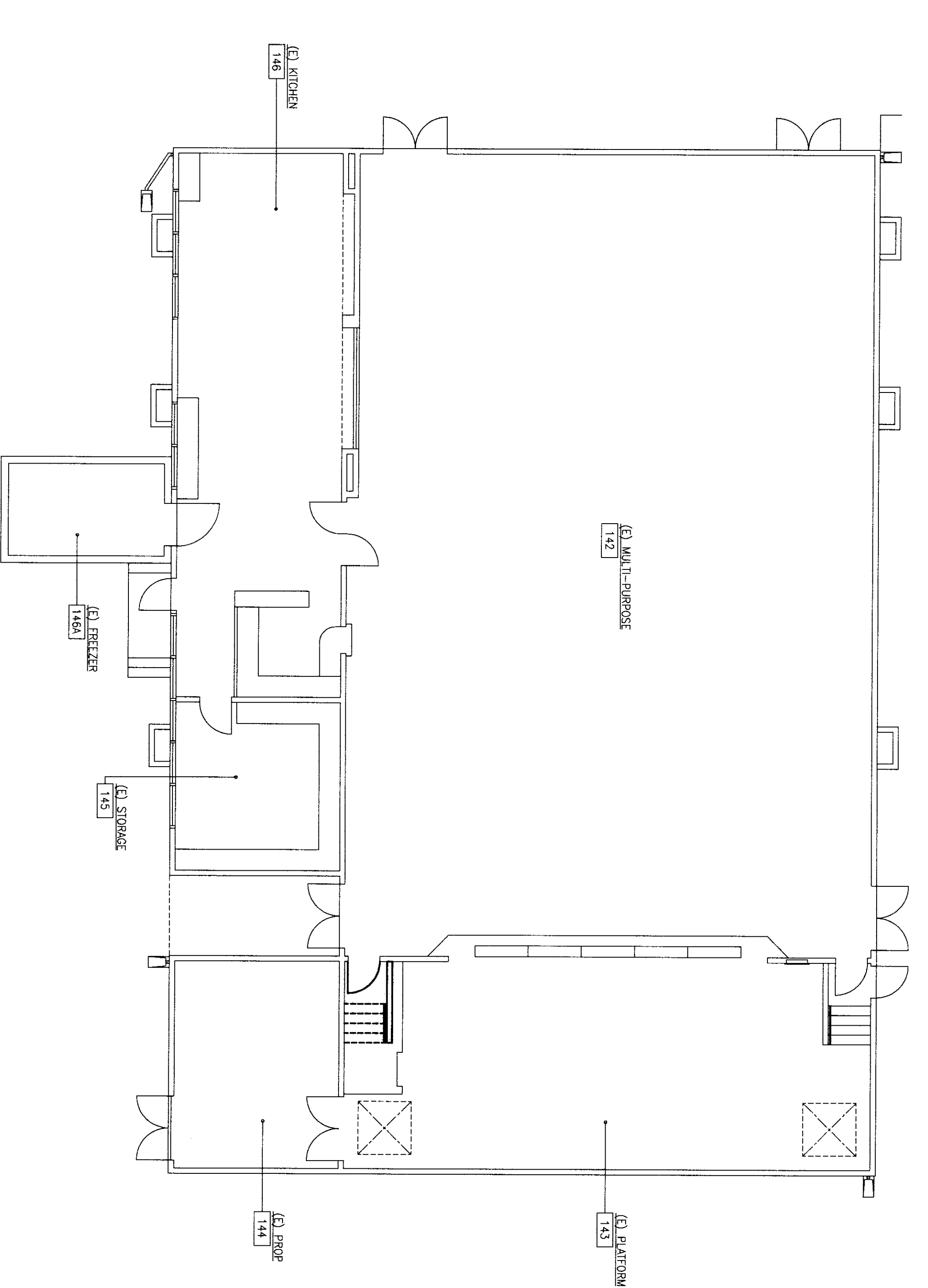
No.	Date	Description

Checked by: PH
Drawn by: AC

MODERNIZATION PROJECT AT EVERGREEN ELEMENTARY SCHOOL, BAKERSFIELD CITY SCHOOL DISTRICT
2600 ROSE WARE DRIVE
BAKERSFIELD, CA 93304

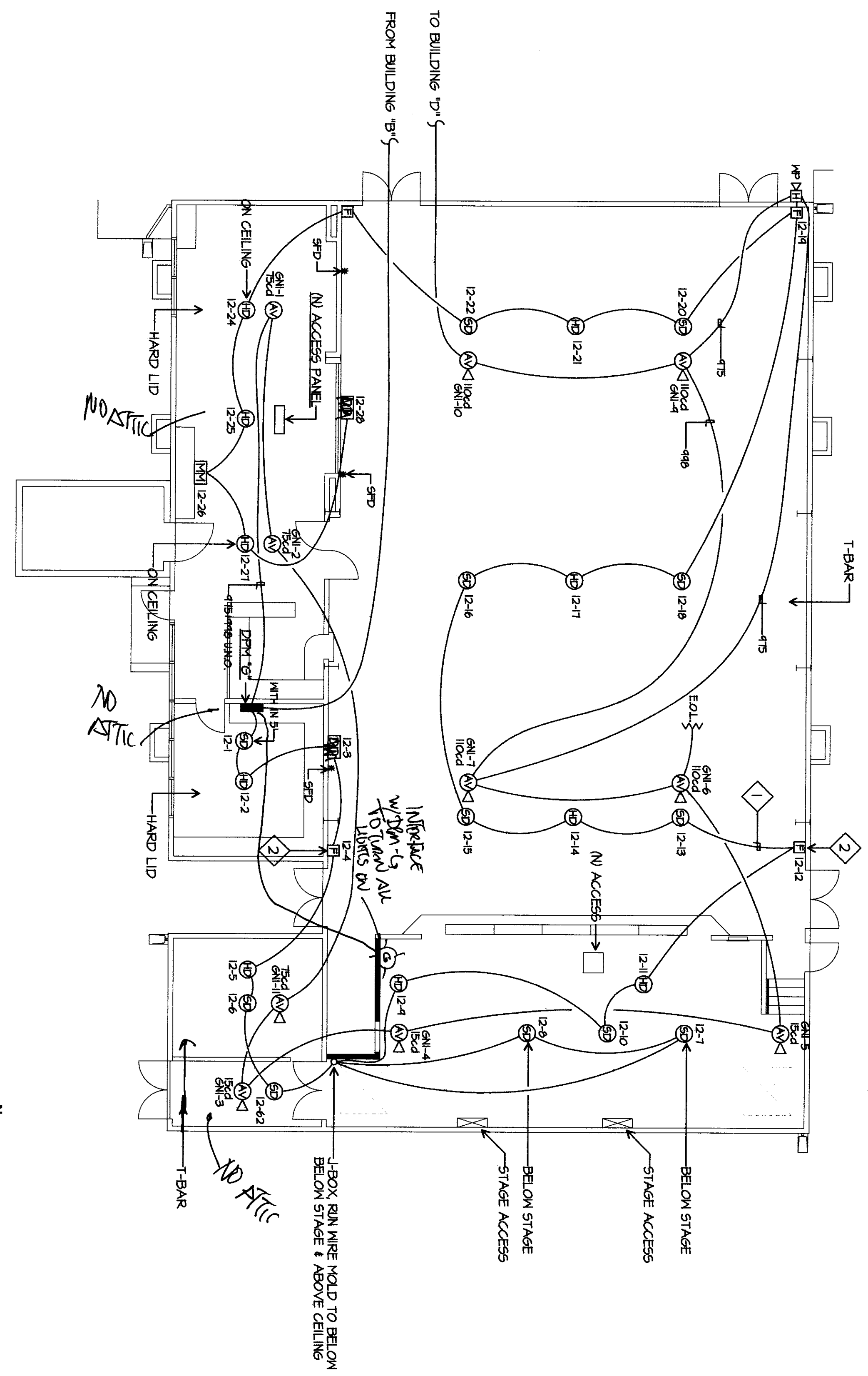
BUILDING & COMMUNICATION DEMOLITION PLAN
BUILDING & COMMUNICATION PLAN

Job No. 1894200
Date 1-14-2009
E-92



BUILDING G FIRE ALARM DEMOLITION PLAN


SCALE: 1/8"=1'-0"



BUILDING G FIRE ALARM PLAN

SCALE: 1/8"=1'-0"

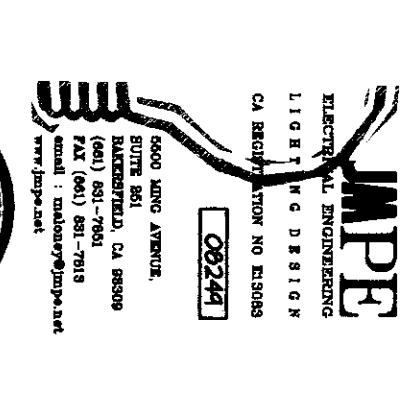

- FIRE ALARM PLAN NOTES**
- 1 SUPPORT FIRE ALARM CABLES EVERY 5' W/ REDD HOOKS AT LEAST 8" ABOVE CEILING. TYPICAL. FIRE ALARM CABLES AND THEIR SUPPORTS SHALL BE INDEPENDENT FROM COMMUNICATION CABLE SUPPORT, TYPICAL.
 - 2 SURFACE MOUNT 500 WIREMOUNT FROM CEILING TO PULL STATIONS. PROVIDE WIREMOUNT BACK BOX, PAINT TO MATCH, TYPICAL.



FLEWELLING & MOODY
architects for education

HEADQUARTERS OFFICE:
141 South Main Avenue, 201st Floor
Portland, Oregon 97101
Tel: 503.228.2200
Fax: 503.228.2201
Email: info@flemingmoody.com

ANTELOPE VALLEY OFFICE:
1103 West Locust Street
Lubbock, Texas 79401
Tel: 806.741.1100
Fax: 806.741.1101
Email: Antelope@flemingmoody.com



IDENTIFICATION STAMP
DIV OF THE STATE ARCHITECT
APPROVED 11 2 8 1 7
AC 11155 PLS 12
DATE MAR 1 8 2010

Drawn by	AC
Checked by	FH
Submittal	
Rev	Issued
	Description

MOERNZON PROJECT AT
EMERSON ELEMENTARY SCHOOL
2000 ROSE MADE DRIVE
SPRINGFIELD, OR 97531

BIRMENFIELD CITY SCHOOL DISTRICT
BUILDING G FIRE ALARM
DEMOLITION PLAN
BUILDING G FIRE ALARM
PLAN

Job No. **884200**
Date **1-14-2009**
E-9.3

PERFORMANCE CERTIFICATE OF COMPLIANCE Part 1 of 3 PERF-1

Project Name: Evergreen KinderGarten Building, DATE: 7/5/2009, PROJECT ADDRESS: 5800 Rose Marie Drive, Bakersfield...

PERFORMANCE CERTIFICATE OF COMPLIANCE Part 2 of 3 PERF-2

ANNUAL ENERGY USE SUMMARY (ABSTRACT) table with columns for Energy Component, Design, and Compliance.

CERTIFICATE OF COMPLIANCE MECH-1-C

MECH-1-C: Design of new systems with new controls and devices, Equipment requiring acceptance testing.

MECHANICAL VENTILATION MECH-3-C

MECHANICAL VENTILATION (Section 12102) table with columns for Zone, Area, and Ventilation Rate.

PERFORMANCE CERTIFICATE OF COMPLIANCE Part 1 of 3 PERF-1

Project Name: Evergreen Multipurpose Building, DATE: 7/5/2009, PROJECT ADDRESS: 5800 Rose Marie Drive, Bakersfield...

PERFORMANCE CERTIFICATE OF COMPLIANCE Part 2 of 3 PERF-2

ANNUAL ENERGY USE SUMMARY (ABSTRACT) table with columns for Energy Component, Design, and Compliance.

CERTIFICATE OF COMPLIANCE MECH-1-C

MECH-1-C: Design of new systems with new controls and devices, Equipment requiring acceptance testing.

MECHANICAL VENTILATION MECH-3-C

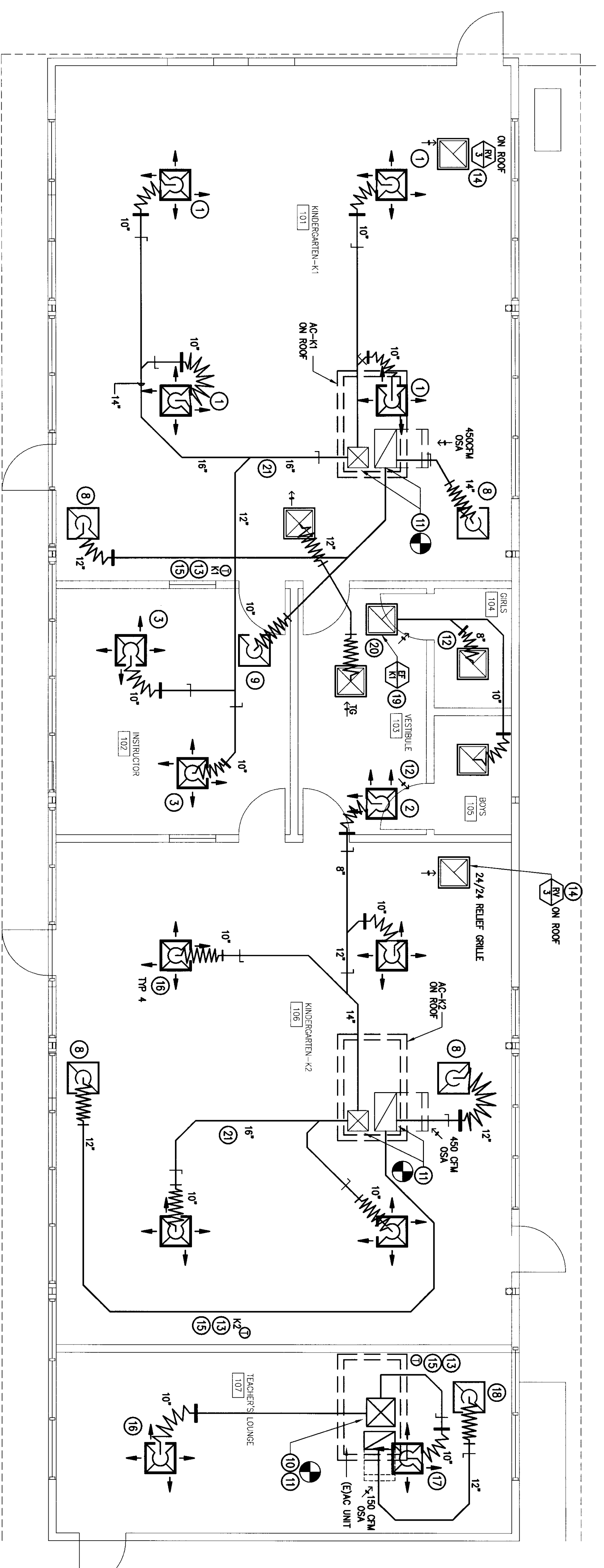
MECHANICAL VENTILATION (Section 12102) table with columns for Zone, Area, and Ventilation Rate.

FLUELLING & MOODY architects + education logo and contact information.

REGISTERED PROFESSIONAL ENGINEER seal for Steve Burke, No. 12345, State of California.

NOTIFICATION STAMP: DIV OF THE STATE ARCHITECT, APPROX 11/28/17, M101A, DATE MAR 13 2010.

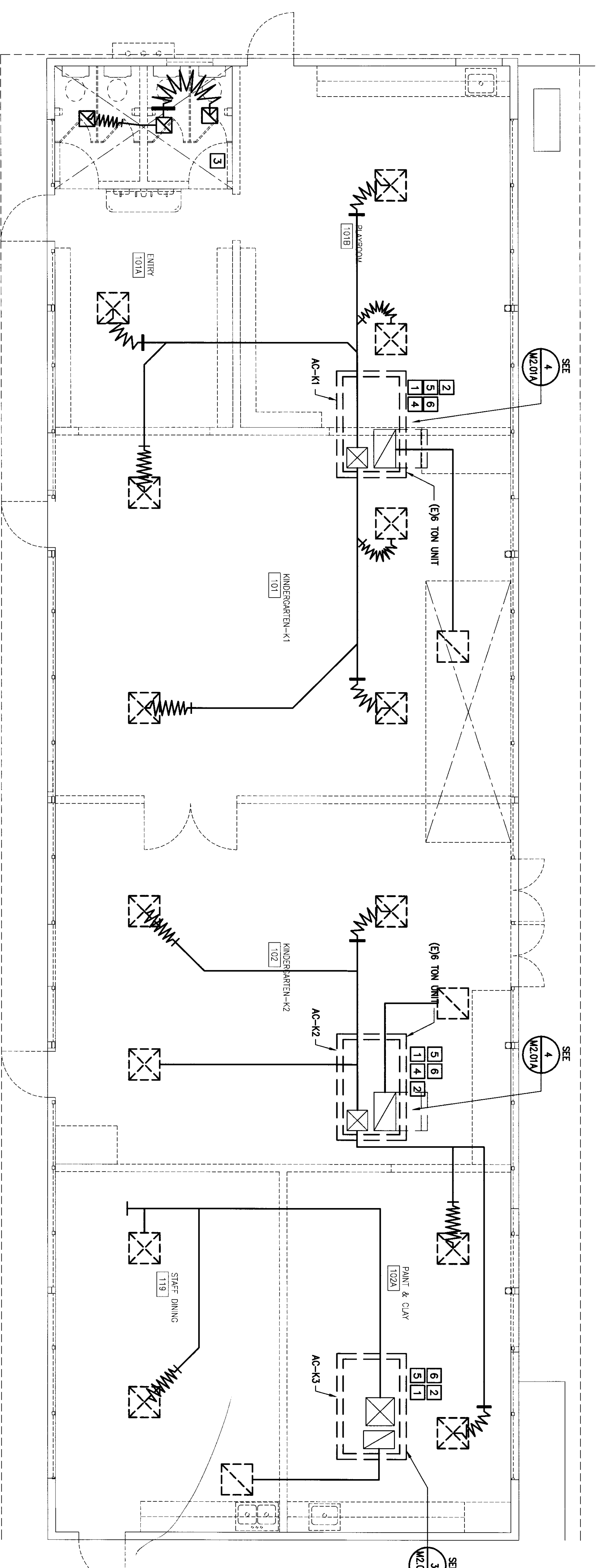
NOTIFICATION PROJECT AT EVERGREEN ELEMENTARY SCHOOL, 2000 ROSE MARIE DRIVE, BAKERSFIELD, CA 93309, TITLE 24, 1-28-2010, M101A.



MECHANICAL RECONSTRUCTION PLAN -
BUILDING 'A' - KINDERGARTEN
SCALE: 1/4"=1'-0"

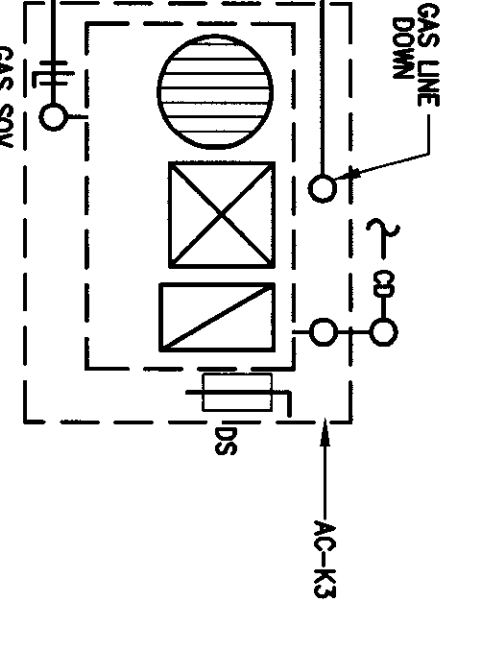
ROOM AIR BALANCE					
UNIT	SA	RA	OSA	EA	NET
AC-K1	2100	1650	450	200	+250
AC-K2	1825	1465	300	0	+300
(E)	700	550	+150	0	+150
TOTALS	4625	3300	+950	-200	+750

- RECONSTRUCTION NOTES
- 12"x12" O.D. 4000N, 4-WAY
 - 10"x10" O.D. 2250N, 4-WAY
 - 12"x12" O.D. 2500N, 4-WAY
 - 12"x12" O.D. 3000N, 4-WAY
 - 18"x18" P.A.S. 8000N
 - 12"x12" P.A.S. 4000N
 - 18"x18" P.A.S. 8000N
 - 14"x14" P.A.S. 5000N
 - 12"x12" P.A.S. 4100N
 - RE-DUCT ROOF MOUNTED AC UNIT
 - RE-DUCT ROOF MOUNTED AC UNIT
 - RE-DUCT ROOF MOUNTED AC UNIT
 - RE-DUCT ROOF MOUNTED AC UNIT
 - UNDER DOOR BUSH 1/2" ABOVE FLOOR
 - RE-MOUNTED THERMOSTATS
 - RE-MOUNTED THERMOSTATS
 - ROOF MOUNTED RELIEF VENT W/ 24"X24" GRILLE IN CEILING
 - BRASS TUBER MOUNTED NEXT TO OR PART OF THERMOSTAT
 - 12"x12" O.D. 4000N, 4-WAY
 - 12"x12" O.D. 3000N, 3-WAY
 - 14"x14" P.A.S. 5000N
 - ROOF MOUNTED EXHAUST FAN 120-1-00, 1/8HP W/ CURB & BOD
 - 10"x10" TUBE LOCKE EXHAUST OUTLET MINIMUM OF 10" FROM CURB W/ WAKE OR SCREEN FAN 3/4" EXHAUST
 - PROVIDE RECTANGULAR DUCT WITH EXISTING CLEARANCES NOT RESISTANT FOR ROUND DUCT. RECONSTRUCT DUCT TO 1/4" IN
 - 21"

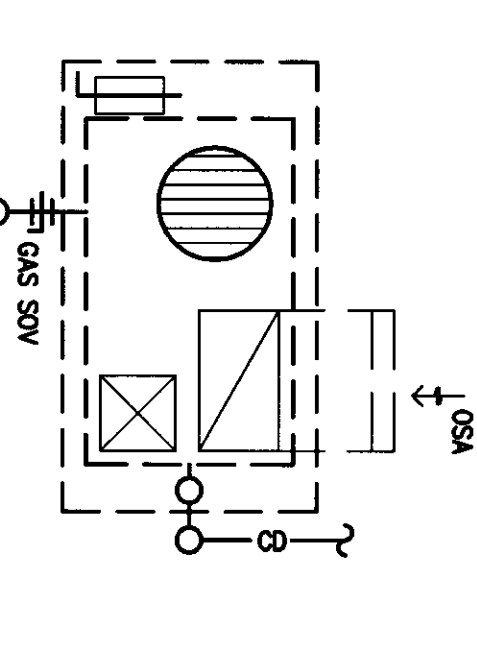


MECHANICAL DEMOLITION PLAN -
BUILDING 'A' - KINDERGARTEN
SCALE: 1/4"=1'-0"

- DEMOLITION NOTES
- 1 EXISTING AC UNIT TO REMAIN IN SERVICE
 - 2 EXACT LOCATION TO BE RE-DIRECTED
 - 3 DISCONNECT & REMOVE EXISTING EXHAUST UNIT OFF FLOOR CONDUIT & SET IN WALL IN 1'-BOX
 - 4 REMOVE DUCTS PLAN TO INSTALL NEW DUCT PER EXACT LOCATION ON SITE
 - 5 REMOVE THERMOSTATS & WIRING FROM WALL. STORE IN A SAFE LOCATION & REUSE FOR DEMOLITION WORK. SEE CONTRACT WIRING SCHEDULE.
 - 6



EXISTING 2-TON UNIT UTILITY CONNECTIONS
SCALE: 3/8"=1'-0"





EXISTING AC-K1&K2 UTILITY CONNECTIONS
SCALE: 3/8"=1'-0"

FLEWELLING & MOODY
architects | education

HEADQUARTERS OFFICE:
41 South Lake Avenue, Suite 100
Pasadena, CA 91107
Phone: 626.792.8887 Fax: 626.792.8887
Email: flewelling@flewellingmoody.com

ANTELOPE VALLEY OFFICE:
303 West Lincoln Boulevard
Antelope, CA 95621
Phone: 916.867.7771 Fax: 916.867.8240
Email: flewelling@flewellingmoody.com

An Employee Owned Corporation



AGENCY:
IDENTIFICATION STAMP
DIV OF THE STATE ARCHITECT
APPROX 112817
AC - FAS PRESS, R-2
DATE: MAY 8 2010

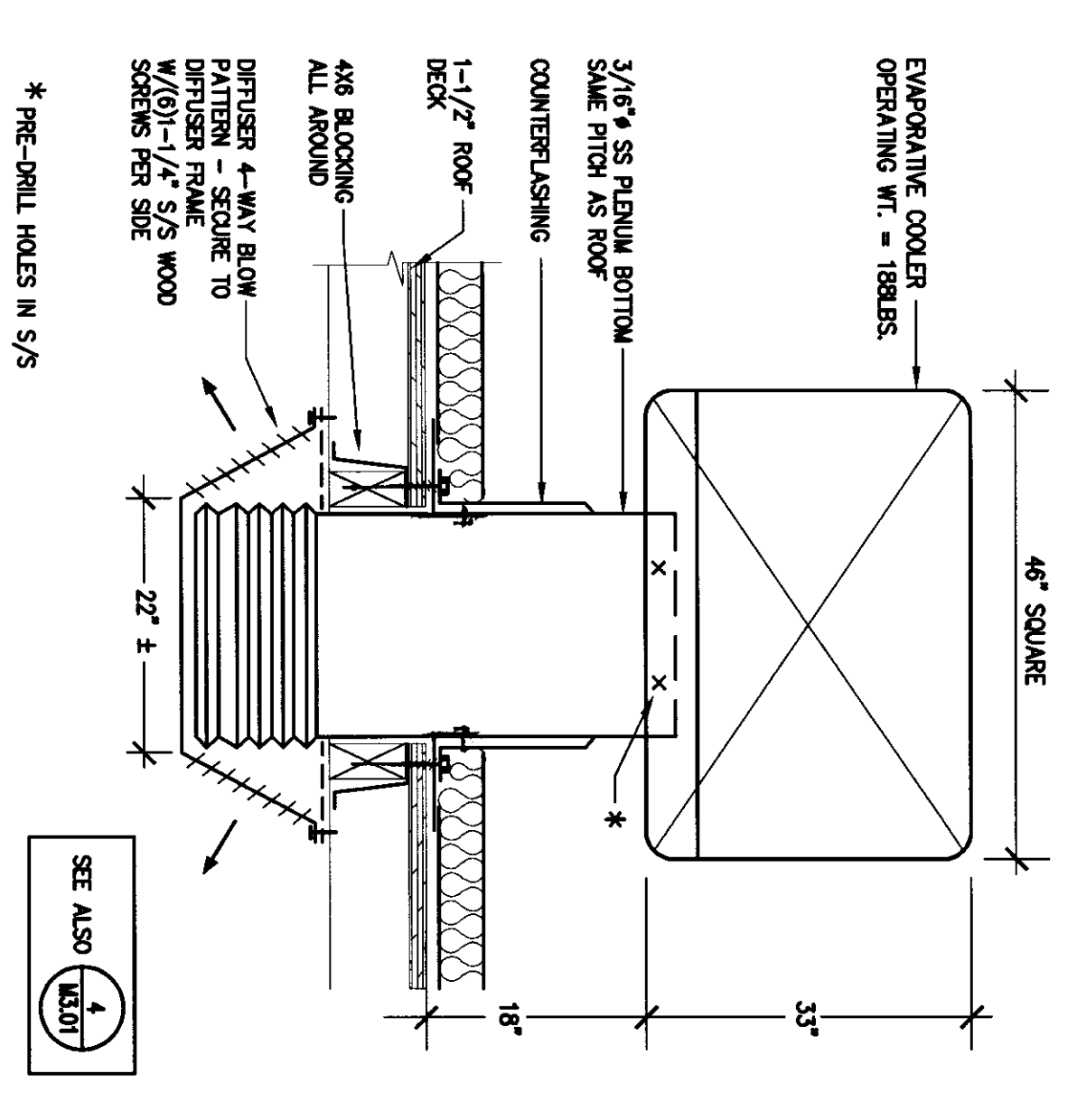
No.	Date	Description

MODERNIZATION PROJECT AT
EVERGREEN ELEMENTARY SCHOOL
2000 N. STATE AVE. SUITE
2000
PASADENA, CA 91101

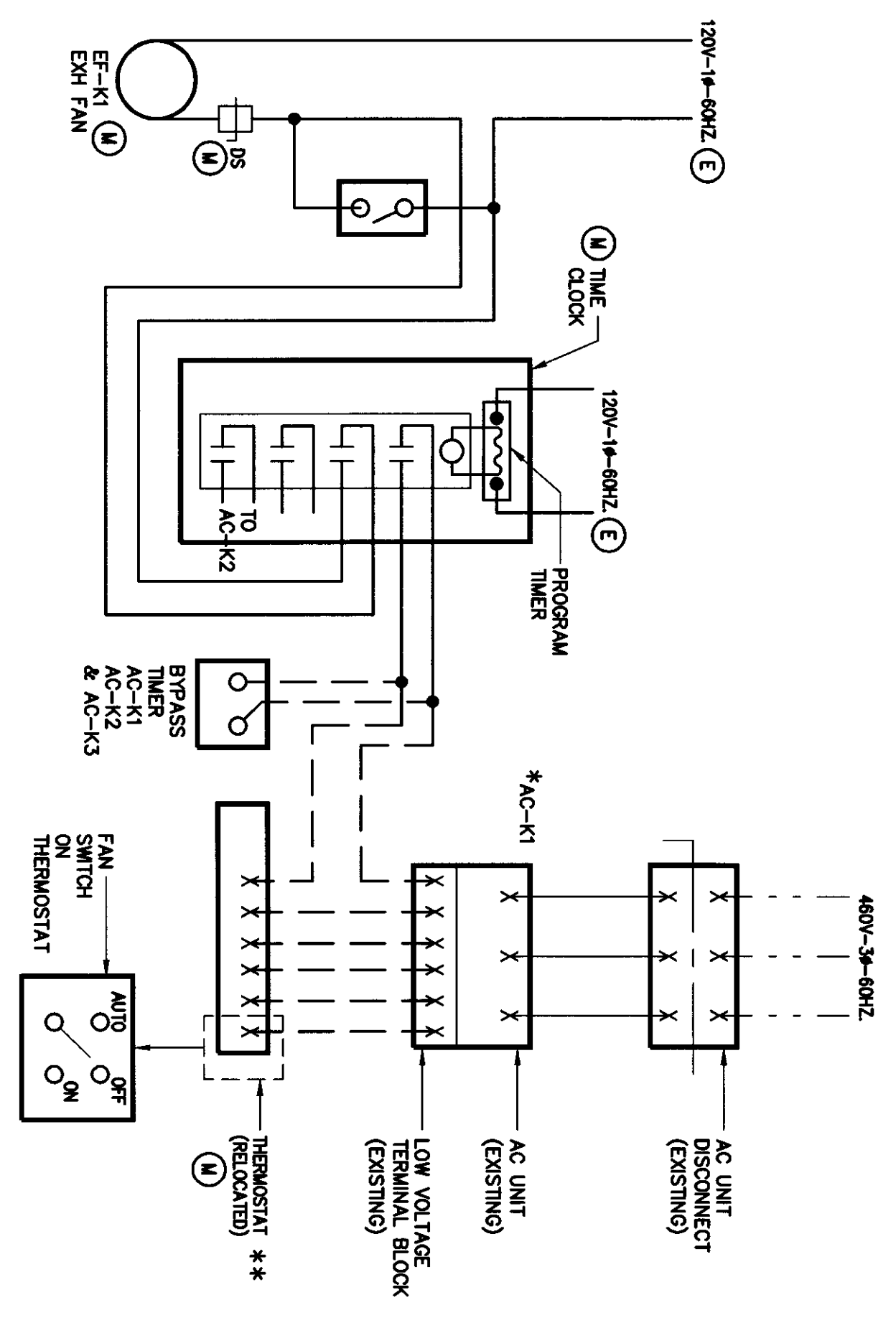
BANGORFIELD CITY SCHOOL DISTRICT

BUILDING 'A' - KINDERGARTEN
MECHANICAL DEMOLITION AND
RECONSTRUCTION PLANS

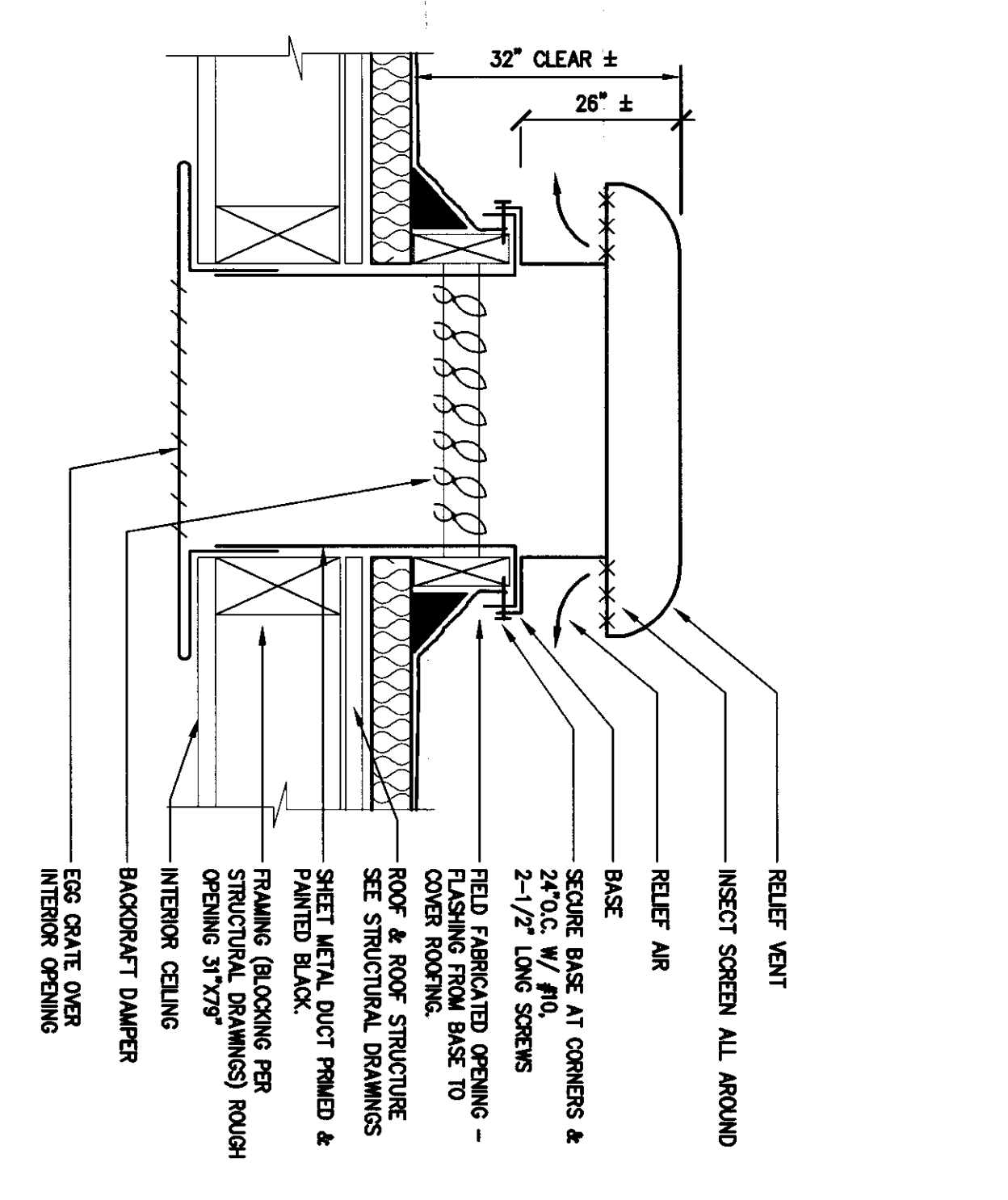
Job No. 1904
Date 1-28-2010
M2.01A



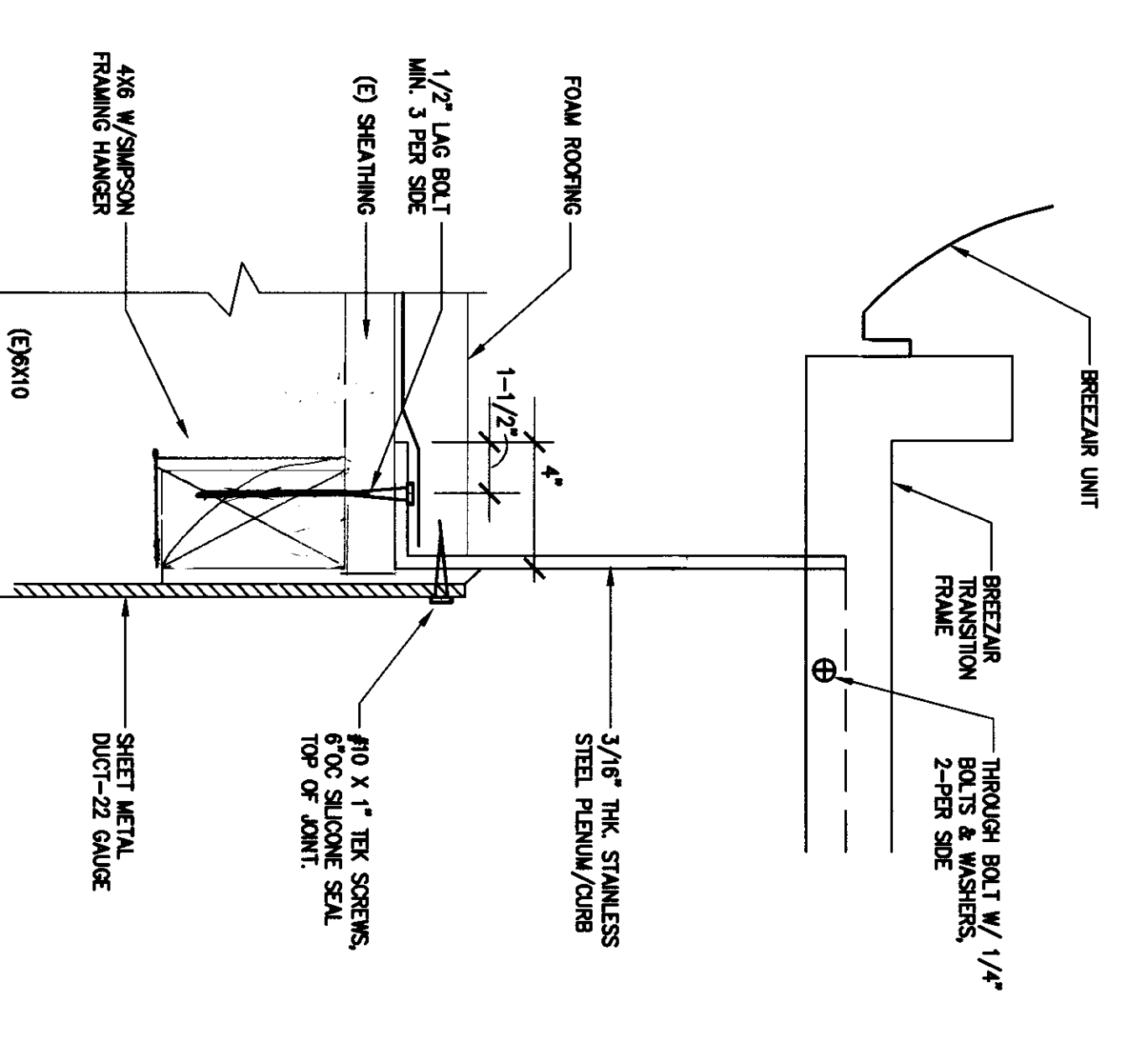
EVAPORATIVE COOLER INSTALLATION DETAIL
SCALE: N.T.S.



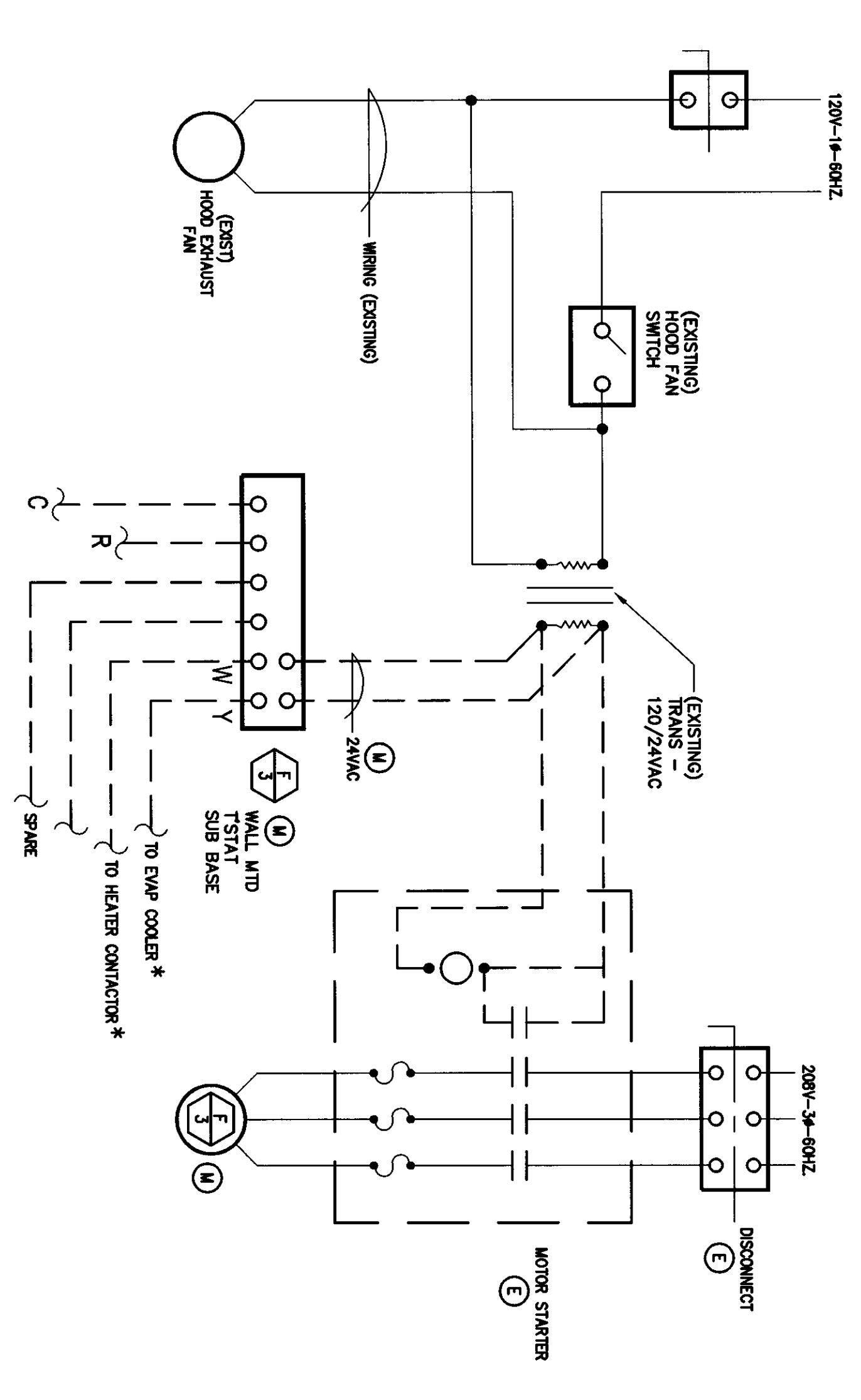
CONTROL SCHEMATIC
SCALE: N.T.S.



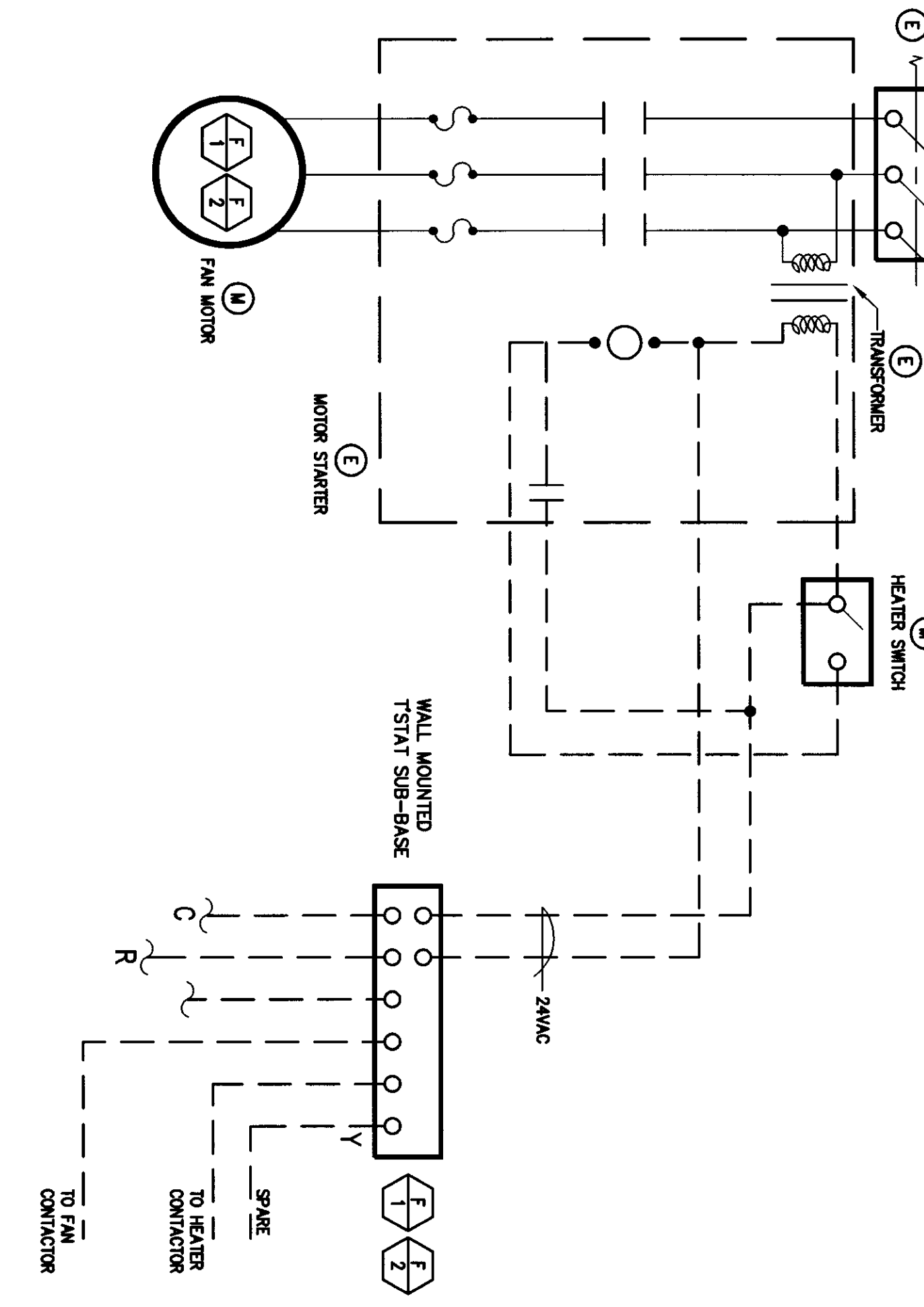
RELIEF VENT DETAIL
SCALE: N.T.S.



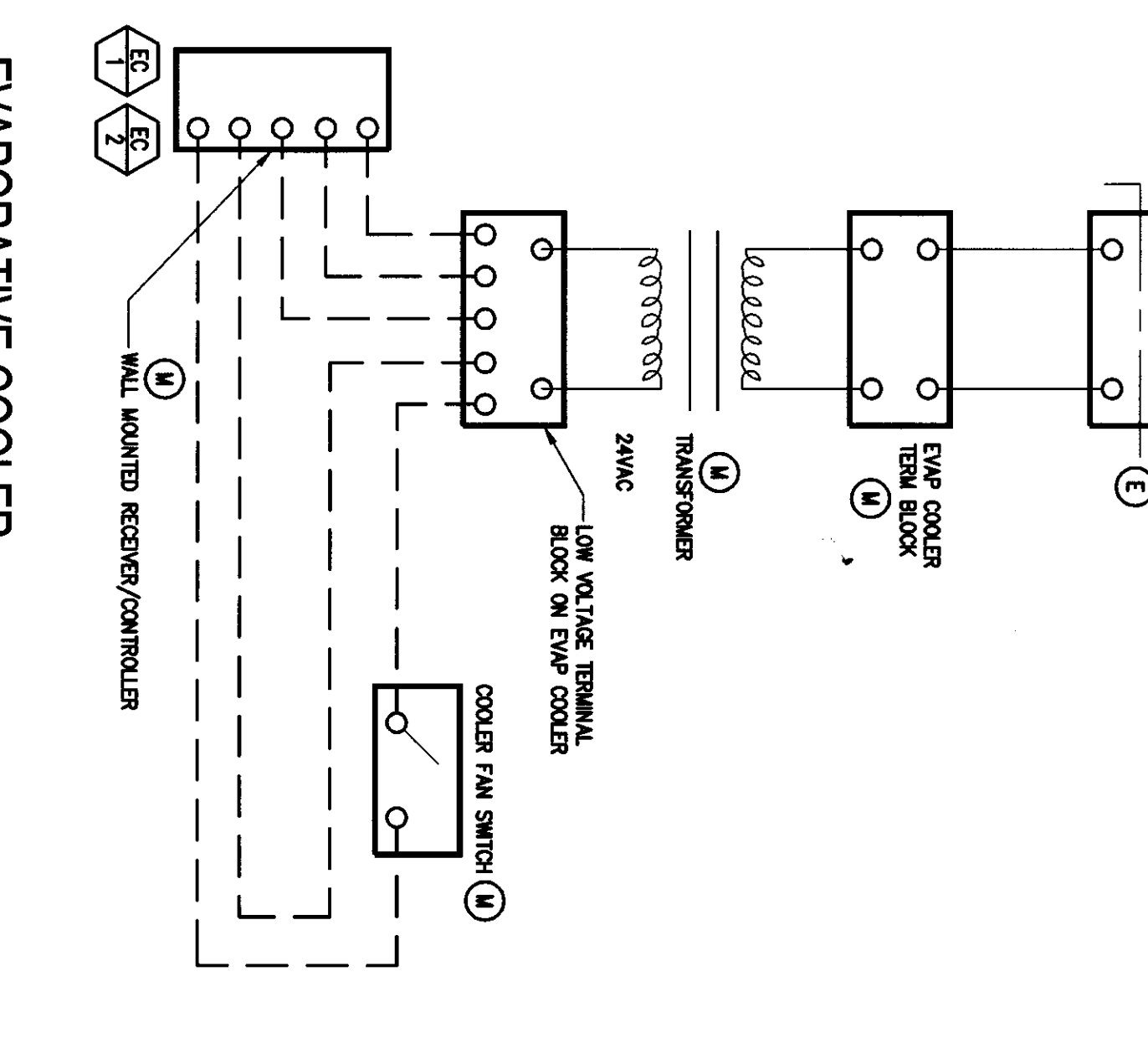
EVAP COOLER FRAME DETAIL
SCALE: N.T.S.



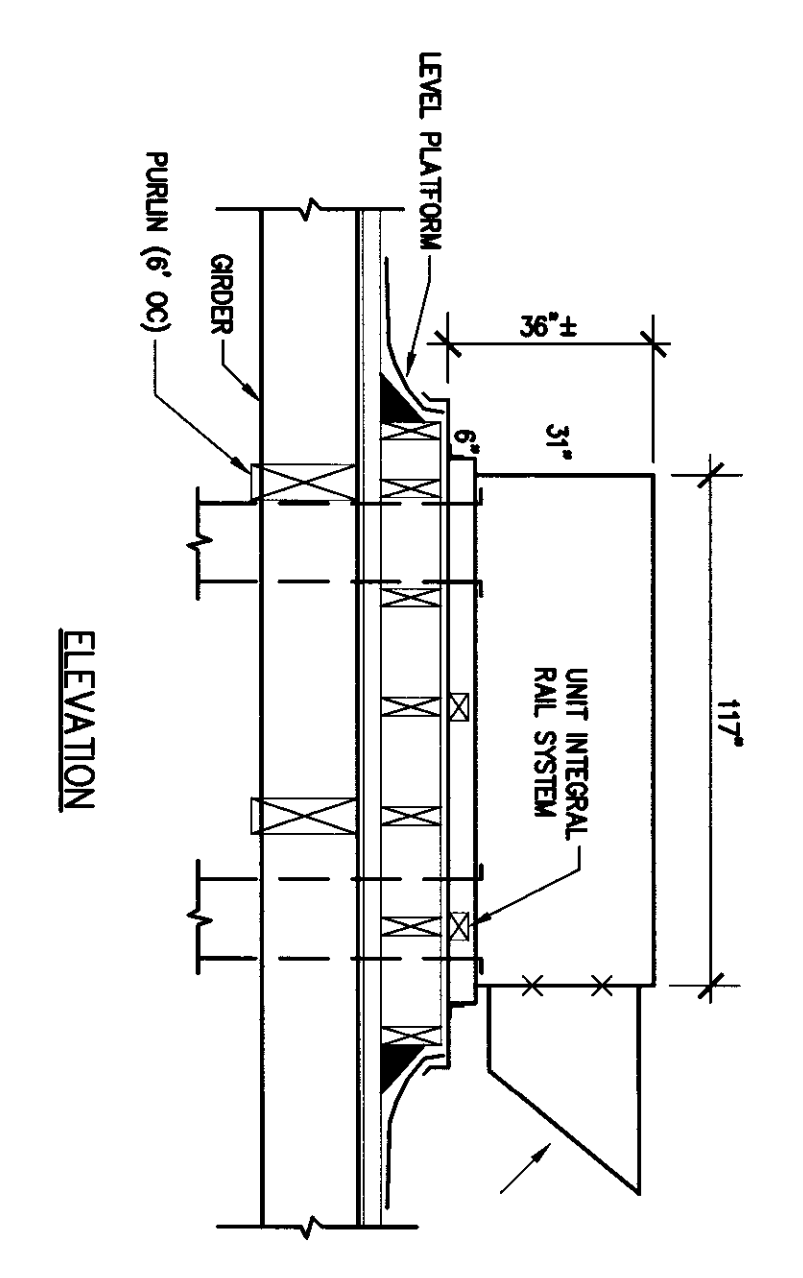
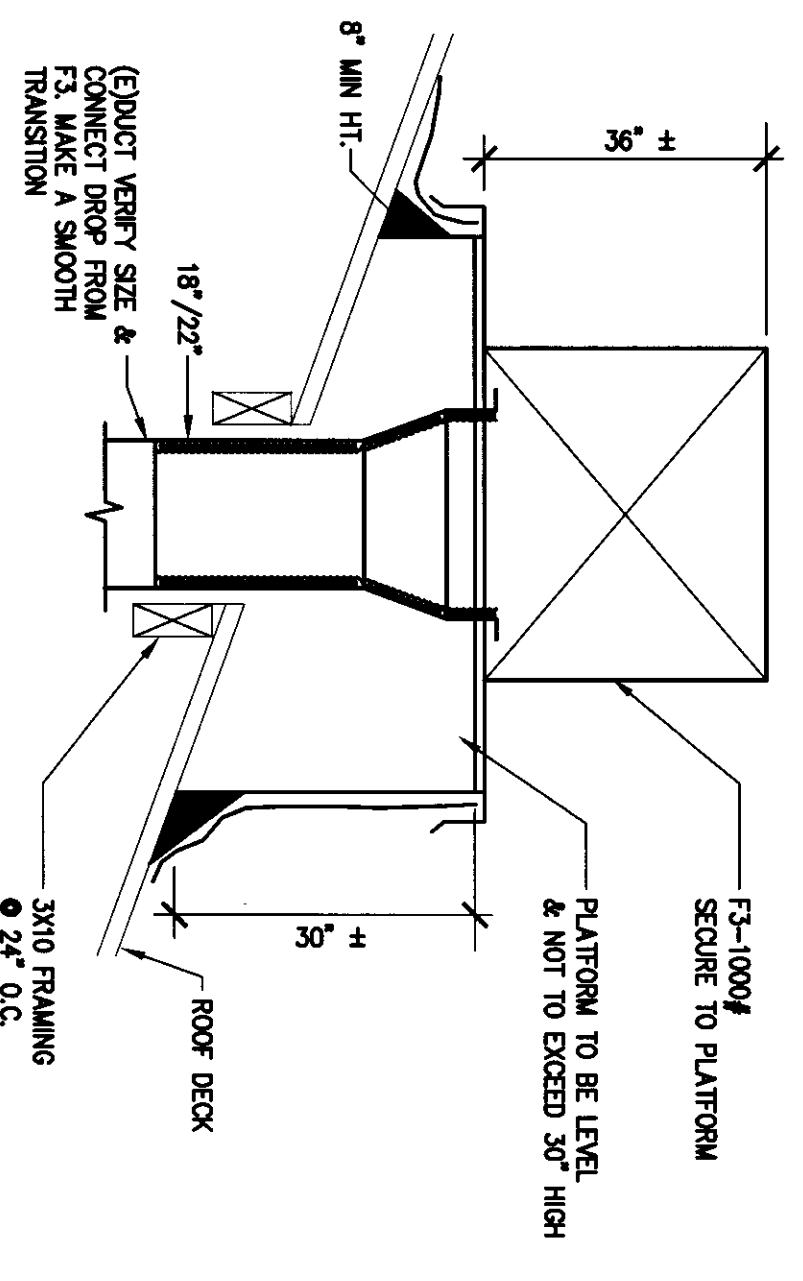
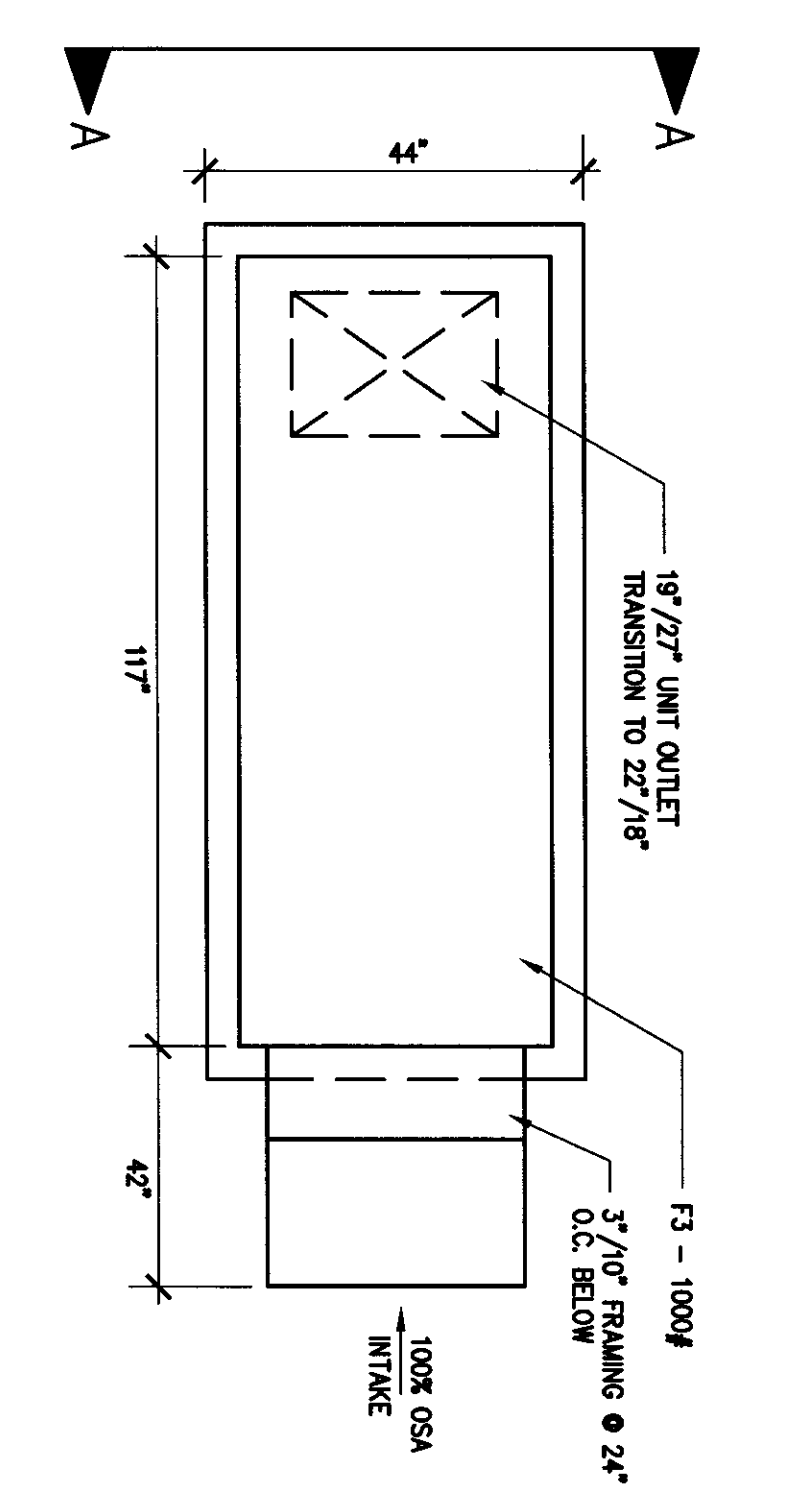
HOOD MUA UNIT SCHEMATIC
SCALE: N.T.S.



HEATER CONTROL SCHEMATIC
SCALE: N.T.S.



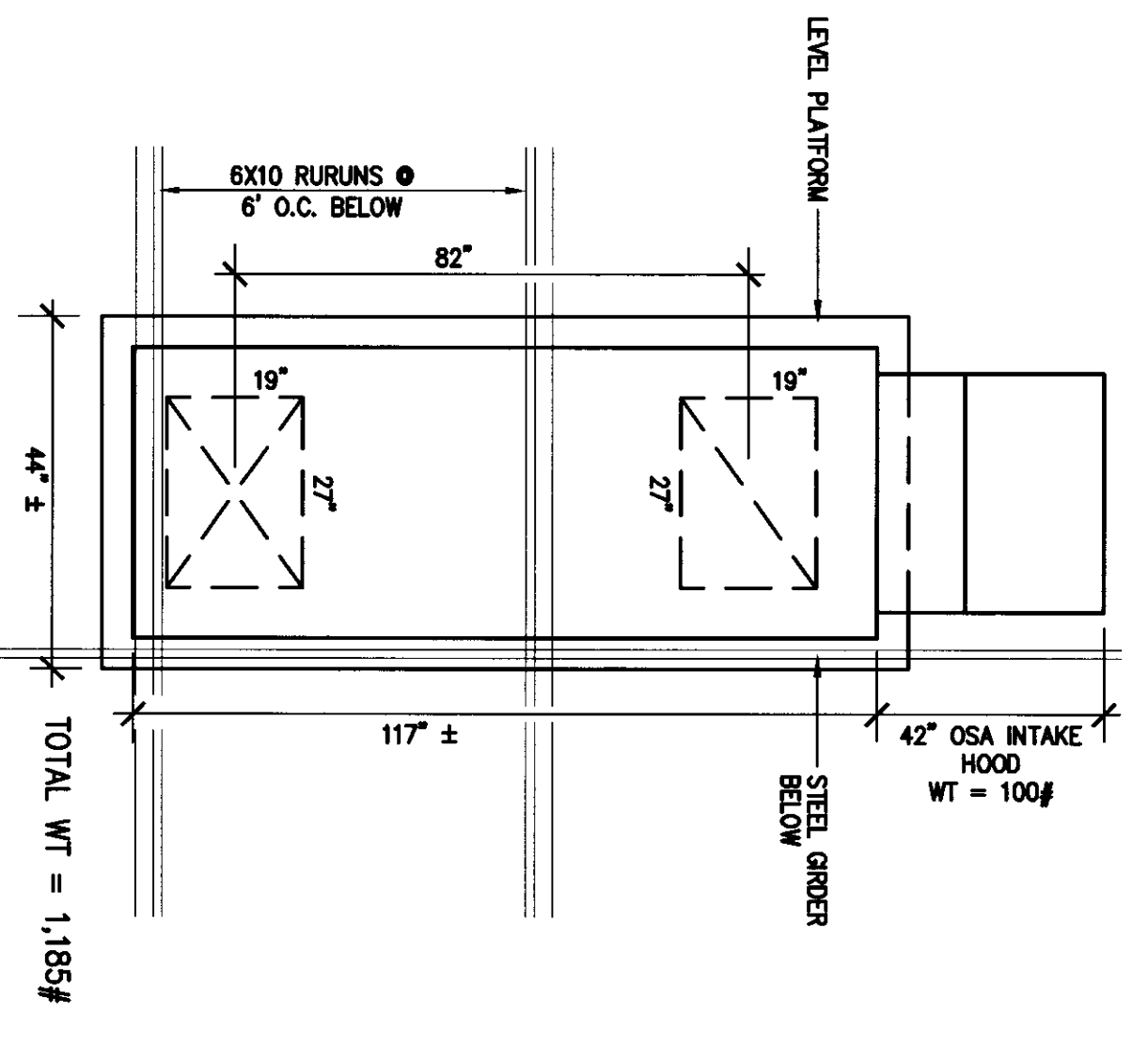
EVAPORATIVE COOLER CONTROL SCHEMATIC
SCALE: N.T.S.



PLAN F3 ON PITCHED ROOF
SCALE: N.T.S.

SECTION AA

ELEVATION



F-1, F-2 - PLAN
SCALE: N.T.S.



SECTION AA

FLEWELLING & MOODY
architects fabrication

HEADQUARTERS OFFICE:
41 South La Brea, 2nd Floor
Los Angeles, CA 90048
TEL: 310.461.4477 FAX: 310.461.4477
EMAIL: flewelling@flewellingmoody.com

ANTELOPE VALLEY OFFICE:
1001 West Lancaster Boulevard
Lancaster, CA 93301
TEL: 805.941.2343 FAX: 805.941.2343
EMAIL: halscheid@flewellingmoody.com

An Employee Owned Corporation



AGENCY
IDENTIFICATION STAMP
DIV OF THE STATE ARCHITECT
APPROV 11 28 17
A.C. BISHOP
DATE 11/28/2010

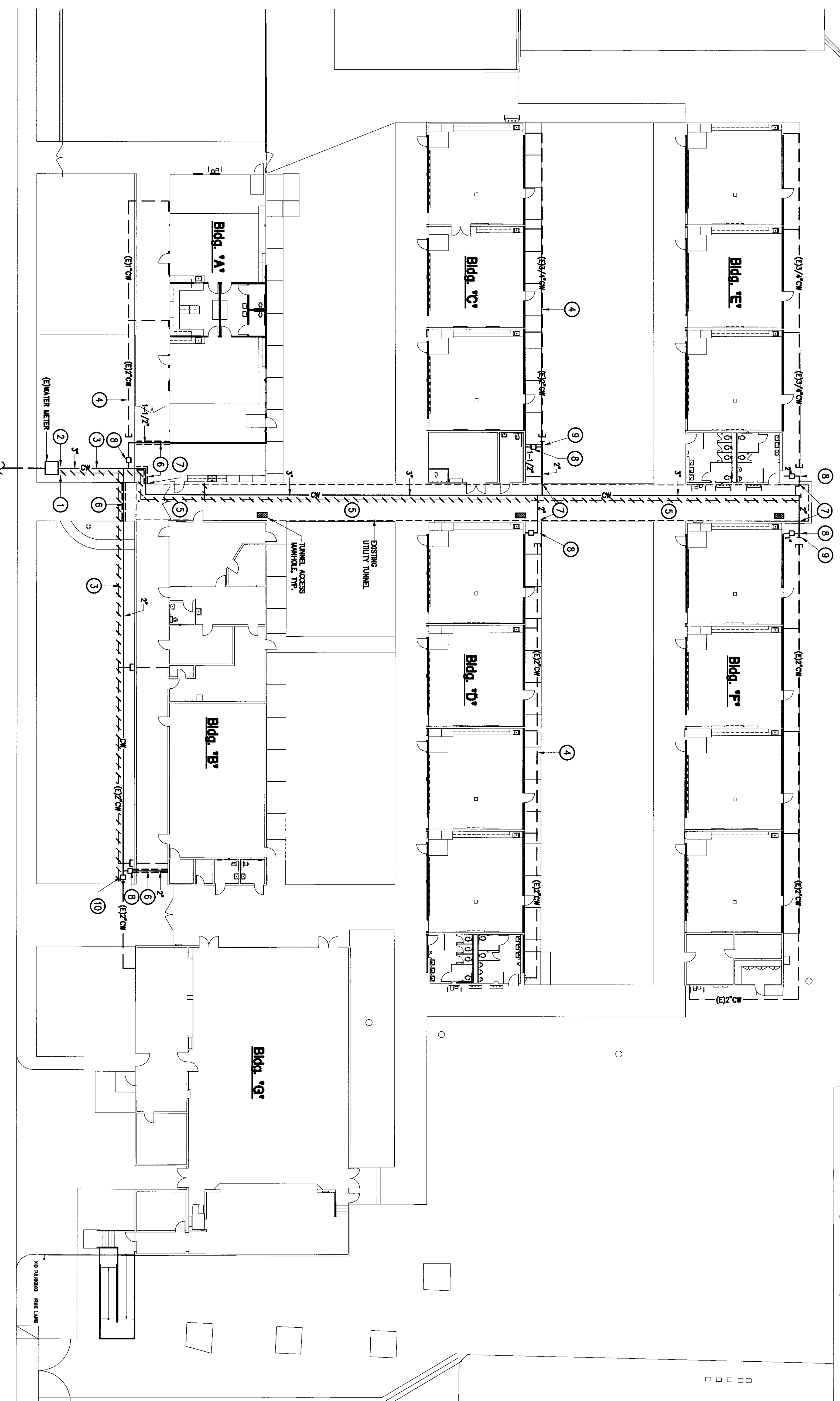
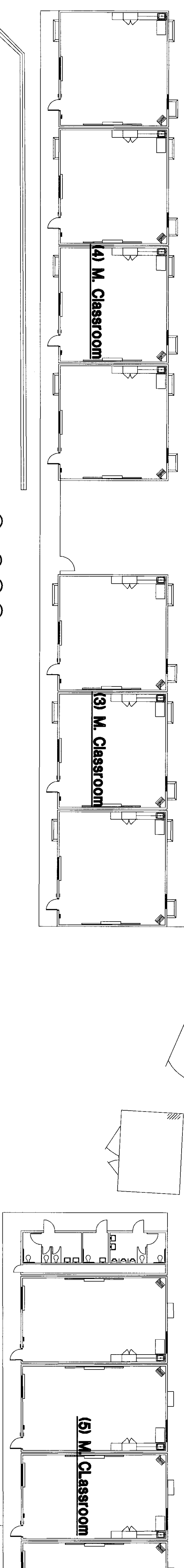
Drawn by: MA
Checked by: SB
No. 1000
Date: 11/28/2010
Description: MECHANICAL DETAILS

MORSEBEN ELEMENTARY SCHOOL AT EVERGREEN ELEMENTARY SCHOOL
2000 WEST LANE AVENUE
DANFORTH, CA 95018

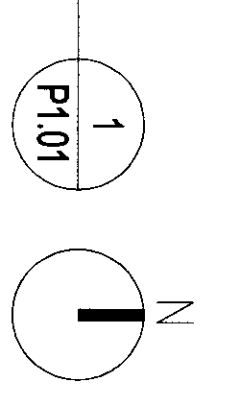
BAKERFIELD CITY SCHOOL DISTRICT

MECHANICAL DETAILS

Job No. 1004
Date 1-28-2010
M3.01

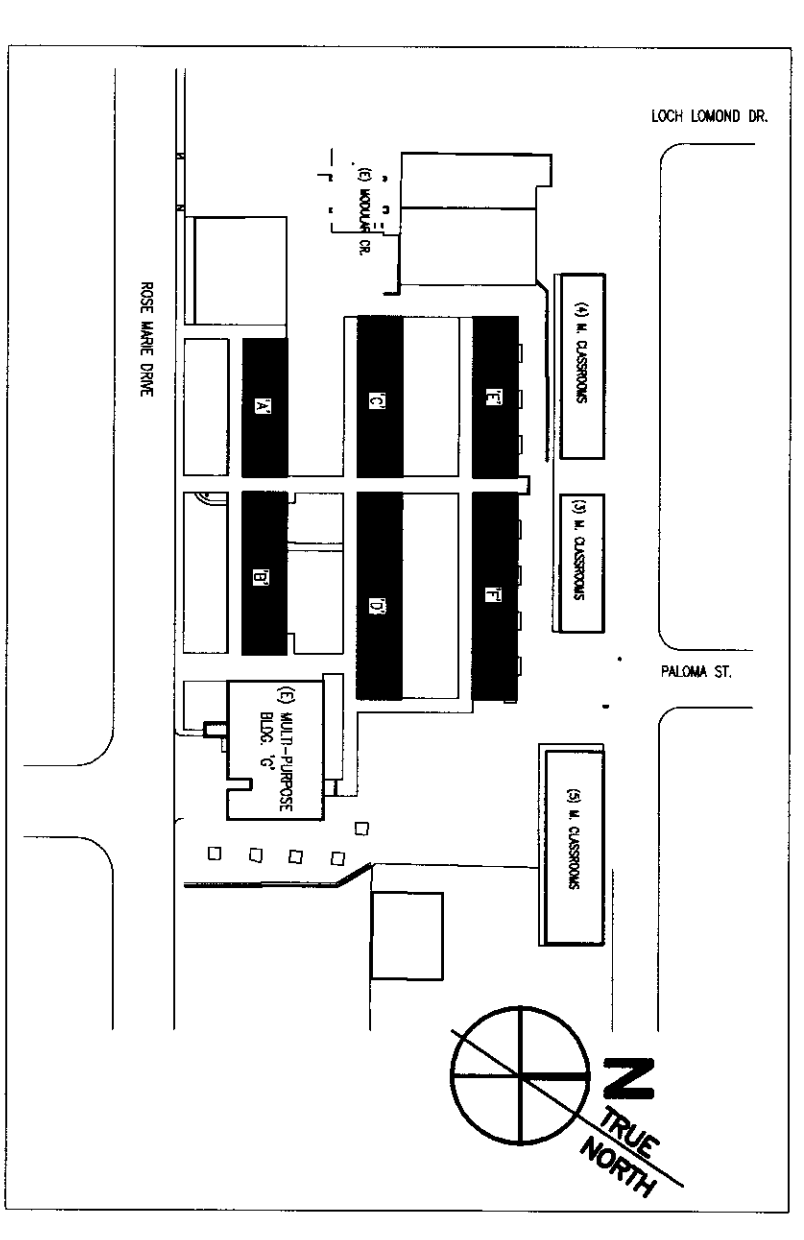


PLUMBING SITE PLAN
SCALE: 1/8"=1'-0"



- NUMBERED NOTES**
- 1 EXISTING WATER METER IN METER BOX TO REMAIN. DISCONNECT AND REMOVE (3/4" SW) GALVANIZED IRON PIPE.
 - 2 MAKE PIPES AT WATER METERS WITH 1/2" ELECTRIC UNION AND NON-FERROUS TYPE "X" COPPER PIPE BELOW GRADE.
 - 3 REMOVE (3/4" GALVANIZED IRON WATER PIPE BELOW GRADE AND) REPLACE WITH NEW TYPE "X" COPPER PIPE. SIZE AS INDICATED.
 - 4 RECONNECT EXISTING JUNCTIONS AND WATER PIPING, CAP ENDS AND ABANDON IN PLACE.
 - 5 REMOVE EXISTING WATER PIPING IN UTILITY TUNNELS AND REPLACE WITH NEW TYPE "X" COPPER PIPE. SIZE AS INDICATED.
 - 6 SAW-CUT EXISTING CONCRETE WALL FOR NEW PIPE INSTALLATION AND PATCH AND REPAIR TO MATCH EXISTING.
 - 7 RE-USE EXISTING OPENING THRU TUNNEL WALL NETWORK AS INDICATED FOR NEW PIPING AND PATCH NEW PIPE INSTALLATION WITH 1/2" GALVANIZED IRON PIPE. SIZE AS INDICATED (FOR COMPARISON SEE FLOOR PLAN EACH BUILDING).
 - 8 INSTALL 2" 30V IN YARD BOX AND RECONNECT 2" CW TO EXISTING WITH 1/2" ELECTRIC UNION TO SERVE BLDG. "G".
 - 9 PILE 2' CW BELOW GRADE FOR FUTURE USE.
 - 10

NOTE:
FIELD VERIFY EXISTING WATER SERVICE TO (4), (5) & (6) CLASSROOM BUILDINGS AND RECONNECT TO NEW WATER DISTRIBUTION SYSTEM AS NECESSARY.




KEY PLAN

FLEWELLING & MOODY
architects + education

HEADQUARTERS OFFICE:
44 South Lake Avenue, 2nd Floor
Pasadena, California 91101
Tel: 626.799.9300
Fax: 626.799.9301
Email: info@flemm.com

ANTELOPE VALLEY OFFICE:
1025 West Lincoln Street
Lodi, California 93240
Tel: 209.337.7777
Fax: 209.337.7778
Email: antelope@flemm.com

An Employee-Owned Corporation



CONTRACT NO. 1112817
DATE: MAR 18 2010

DIVISION OF CONTRACT STAFF
DIV OF THE STATE ARCHITECT
APPROVED: 1112817
DATE: APR 15 2010
DANIEL J. FLESHER
REGISTERED PROFESSIONAL ENGINEER
STATE OF CALIFORNIA
LICENSE NO. 4310

Revisions	Date	Description

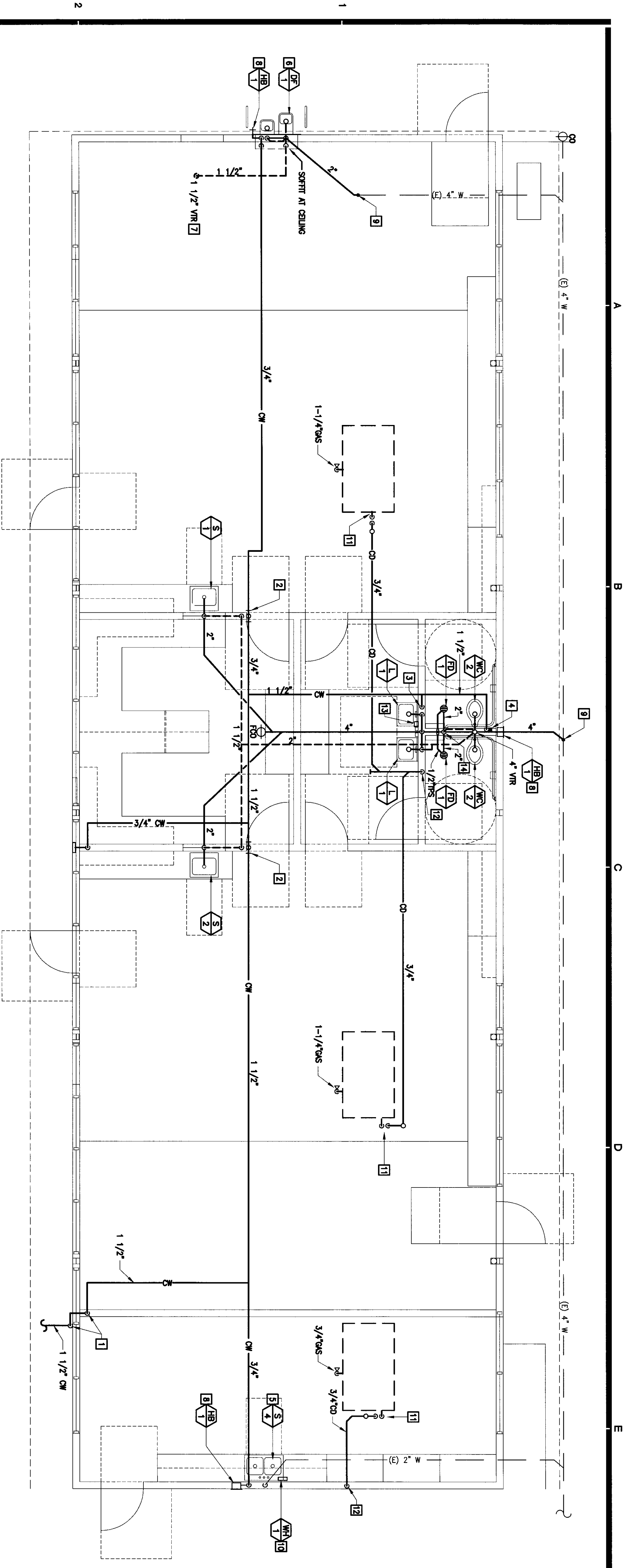
**MODERNIZATION PROJECT AT
EVERGREEN ELEMENTARY SCHOOL**
2800 ROSE LAURE DRIVE
BAKERSFIELD, CA 93304

BAKERSFIELD CITY SCHOOL DISTRICT

**PLUMBING
SITE PLAN**

Sheet No. **2804**
Date: **1-28-2010**

P1.01



PLUMBING RECONSTRUCTION PLAN -
BUILDING 'A' - KINDERGARTEN

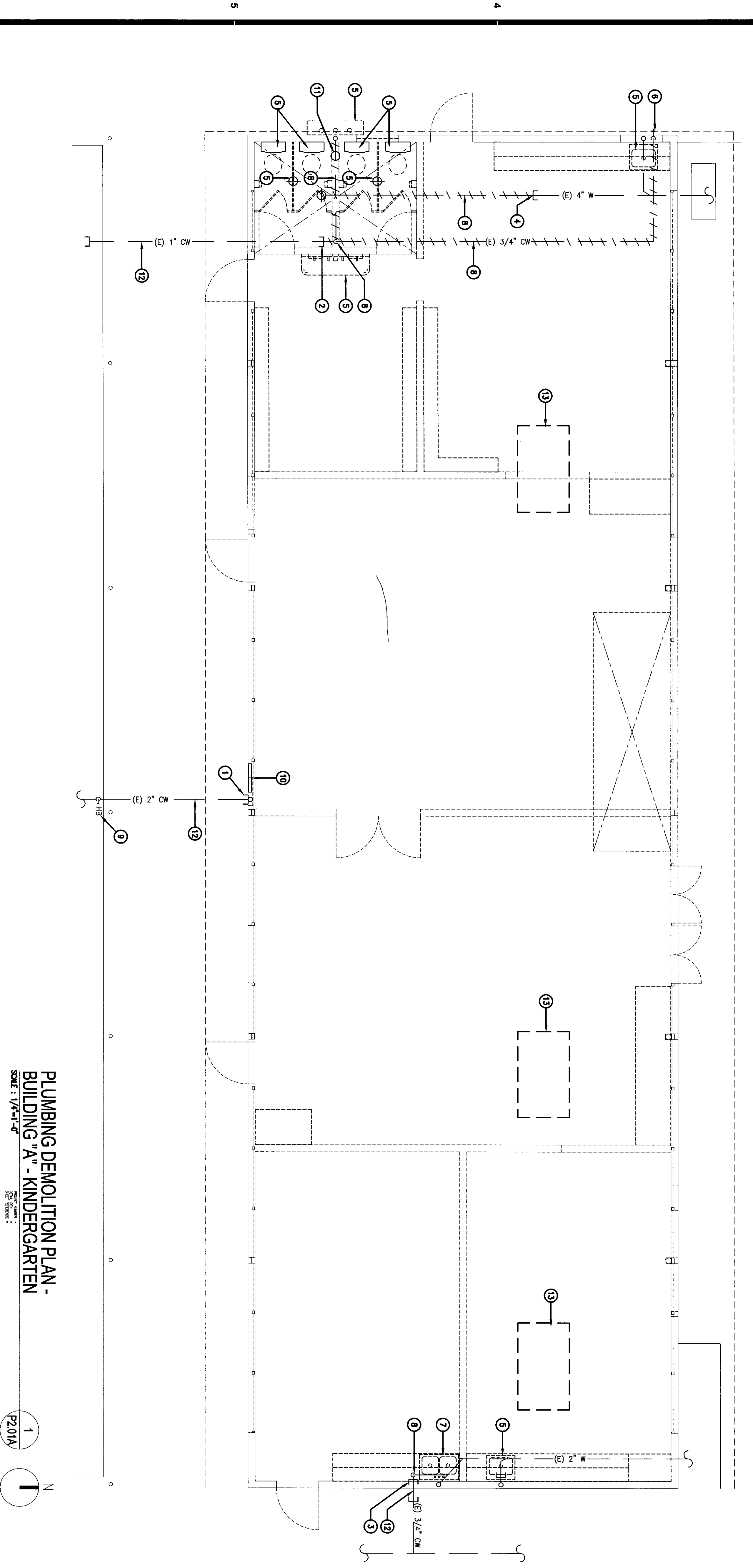
SCALE: 1/4"=1'-0"
DATE: 02/03/2010
DRAWN BY: JAK/SB

RECONSTRUCTION NOTES

- 1 1/2" CW UP FROM BELOW GRADE SNUG ON WALL, OFFSET INTO BUILDING AND UP IN WALL TO ABOVE CEILING. REPAIR SINKWALK TO MATCH EXISTING.
- 2 3/4" CW DOWN IN WALL TO SERVE SINK. 2" W. DOWN WITH W/O. 1-1/2" V. UP TO ABOVE CEILING. OFFSET CW AND VENT BELOW WINDOW.
- 3 3/4" CW DOWN AND OFFSET IN WALL TO SERVE LAV'S COMBINE WASTE AND VENT IN WALL AND DROP 2" W. DOWN TO BELOW FLOOR, AND 1-1/2" V. UP TO ABOVE CEILING.
- 4 1-1/2" CW DOWN IN WALL WITH W/O. 4" W. DOWN. 2" V. UP TO ABOVE CEILING AND 4" VTR WITH ROOF FLASHING.
- 5 3/4" CW DOWN IN WALL. 2" W. DOWN WITH W/O. 1-1/2" V. UP. REMOVE (E) WASTE AND VENT. PROVIDE NEW ROUGH-INS AND MAKE FINAL CONNECTIONS.
- 6 3/4" CW DOWN IN WALL. (2) 2" W. DOWN. (2) 1-1/2" V. UP. COMBINE PIPING IN WALL DROP 2" W. DOWN TO BELOW FLOOR WITH W/O. 1-1/2" V. UP TO ABOVE CEILING.
- 7 1-1/2" VTR. REUSE EXISTING ROOF PENETRATION, PROVIDE NEW ROOF FLASHING. REPAIR ROOF WATER TIGHT.
- 8 INSTALL HOSE BIBB RECESSED IN WALL BOX. CONNECT 3/4" CW.
- 9 RUN C.I. WASTE PIPE BELOW FLOOR AT 2% SLOPE. AND MAKE P.O.C. TO EXISTING WASTE LINE. VERIFY LOCATION, SAW-CUT EXISTING FLOOR SLAB AND REPAIR TO MATCH EXISTING.
- 10 INSTANT FLOW ELECTRIC WATER HEATER IN COUNTER SPACE. SEE DETAIL.
- 11 RECONNECT 3/4" C.O. TYPE "M" COPPER PIPE TO (E)/C UNIT WITH VENTED TRAP AND DROP DOWN TO BELOW ROOF WITH NEW ROOF FLASHING. SEE DETAILS.
- 12 RUN NEW 3/4" O.D. LINE ABOVE CEILING AT 2% SLOPE. DROP DOWN IN WALL AND CONNECT TO FUTURE TRAP/RECE. SEE DETAIL.
- 13 INSTALL TRAP PRIMER IN WALL ACCESS BOX BELOW LAV. RIN (2) 1/2" PPS LINES IN WALL AT 2% SLOPE TO SERVE FLOOR DRAINS.
- 14 2" W. DOWN. 1-1/2" V. UP IN WALL & CONNECT TO 2" V. RISER. (2) PPS LINES DOWN TO BELOW FLOOR & CONNECT TO FLOOR DRAINS.

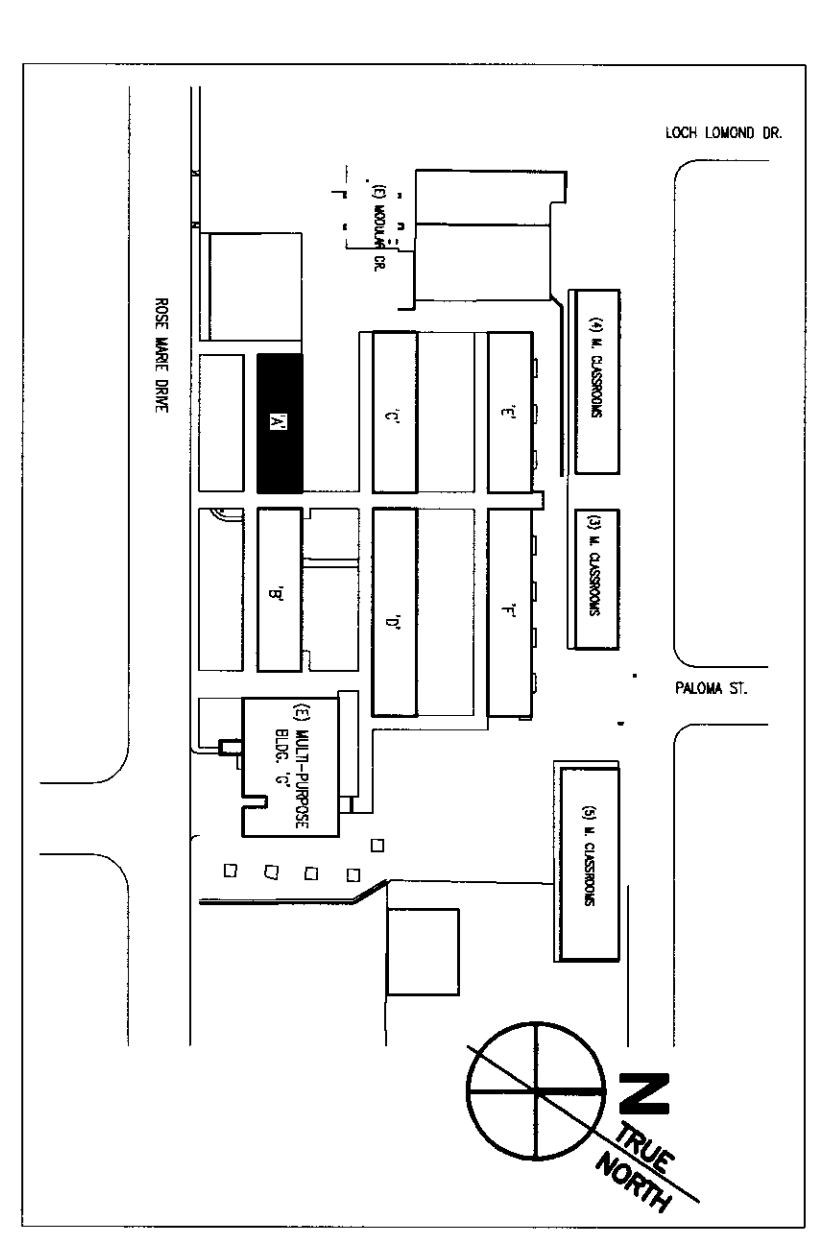
DEMOLITION NOTES

- 1 DISCONNECT AND CAP (E) 2" CW IN WALL.
- 2 DISCONNECT AND CAP (E) 1" CW BELOW FLOOR.
- 3 DISCONNECT AND CAP (E) 3/4" CW BELOW FLOOR. CAP AND ABANDON IN PLACE.
- 4 CUT (E) 4" WASTE BELOW FLOOR AND PLUG FOR NEW P.O.C.
- 5 DISCONNECT AND REMOVE EXISTING PLUMBING FIXTURE.
- 6 REMOVE (E) HOSE BIBB. PATCH AND REPAIR WALL.
- 7 REMOVE (E) SINK. EXISTING WASTE AND VENT TO REMAIN FOR NEW SINK CONNECTION.
- 8 REMOVE ALL UNUSED WATER AND VENT PIPING IN WALLS AND ABOVE CEILING. REMOVE UNUSED VTR'S AND REPAIR ROOF WATER TIGHT. UNUSED WASTE LINES BELOW FLOOR REMOVE OR PLUG AND ABANDON IN PLACE AS NECESSARY.
- 9 REMOVE EXISTING HOSE BIBB.
- 10 DISCONNECT AND REMOVE EXISTING FIRE HOSE CABINET.
- 11 REMOVE (E) 4" VTR & ROOF FLASHING. EXISTING ROOF OPENING TO REMAIN AND TO BE RE-USED FOR NEW 1/2" VTR.
- 12 ALL UNUSED PIPING BELOW CONCRETE SINKWALK AND BELOW FLOOR-CAP ENDS AND ABANDON IN PLACE.
- 13 EXISTING A/C UNIT ON ROOF TO REMAIN. SEE MECHANICAL DRAWING. (E) GAS CONDENSATE DRAIN LINE AND REMOVE PIPING ON ROOF AND/OR ABOVE CEILING. FIELD VERIFY LOCATION AND SIZE.



PLUMBING DEMOLITION PLAN -
BUILDING 'A' - KINDERGARTEN

SCALE: 1/4"=1'-0"
DATE: 02/03/2010
DRAWN BY: JAK/SB





KEY PLAN

FLEWELLING & MOODY
architects / education

HEADQUARTERS OFFICE:
141 South Main Avenue, 2nd Floor
Stoughton, California 91787
Phone: 951-261-1111
Email: flewelling@flewellingmoody.com

ANTELOPE VALLEY OFFICE:
1033 West Lincoln Boulevard
Livermore, California 94551
Phone: 925-462-1111
Email: antelopevalley@flewellingmoody.com

An Employee Owned Corporation



IDENTIFICATION STAMP
DIV. OF THE STATE ARCHITECT
APPROX. 11.2.8.1.7
DATE: 02/03/2010
DRAWN BY: JAK/SB

No.	Description

MODERNIZATION PROJECT AT
EVERGREEN ELEMENTARY SCHOOL
2600 ROSE WARE DRIVE
BROOKSFIELD, CA 95004

BAKERFIELD CITY SCHOOL DISTRICT

BUILDING 'A' - KINDERGARTEN
PLUMBING DEMOLITION AND
RECONSTRUCTION PLANS

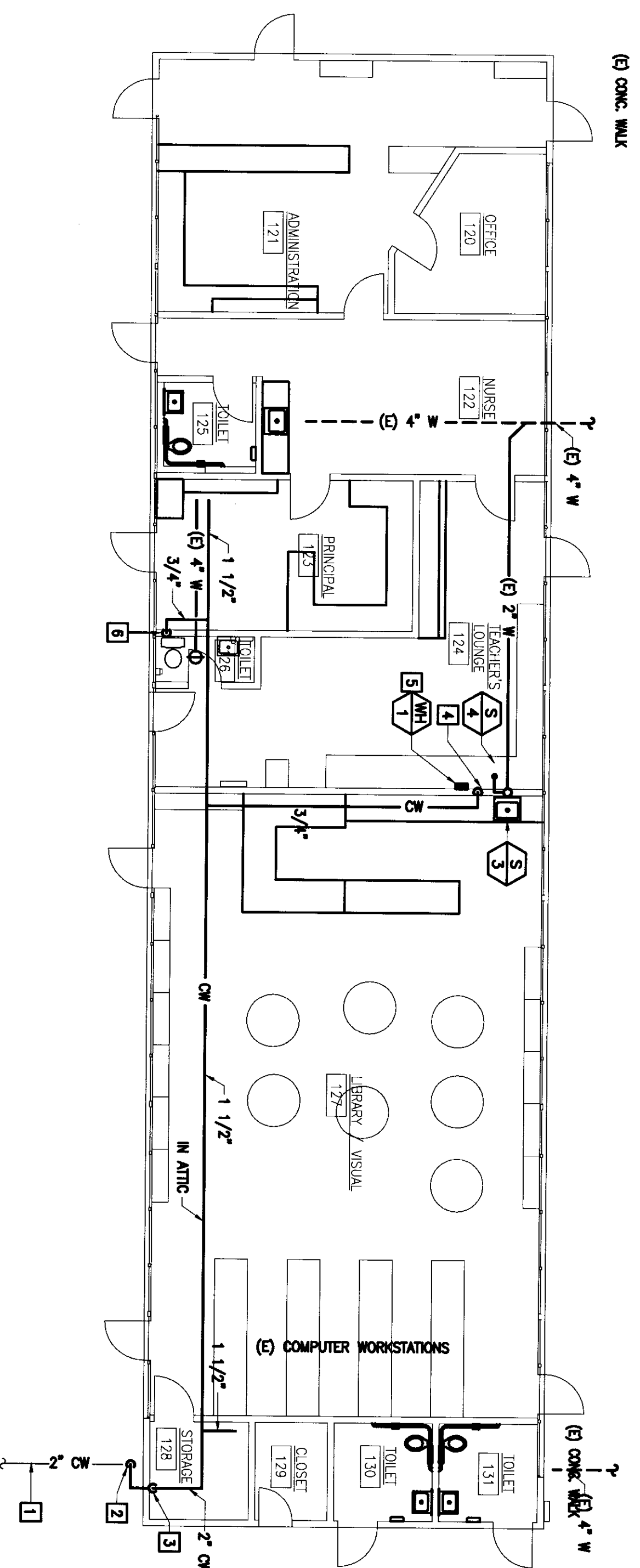
Job No. 9884
Date 1-28-2010
P2.01A

RECONSTRUCTION NOTES

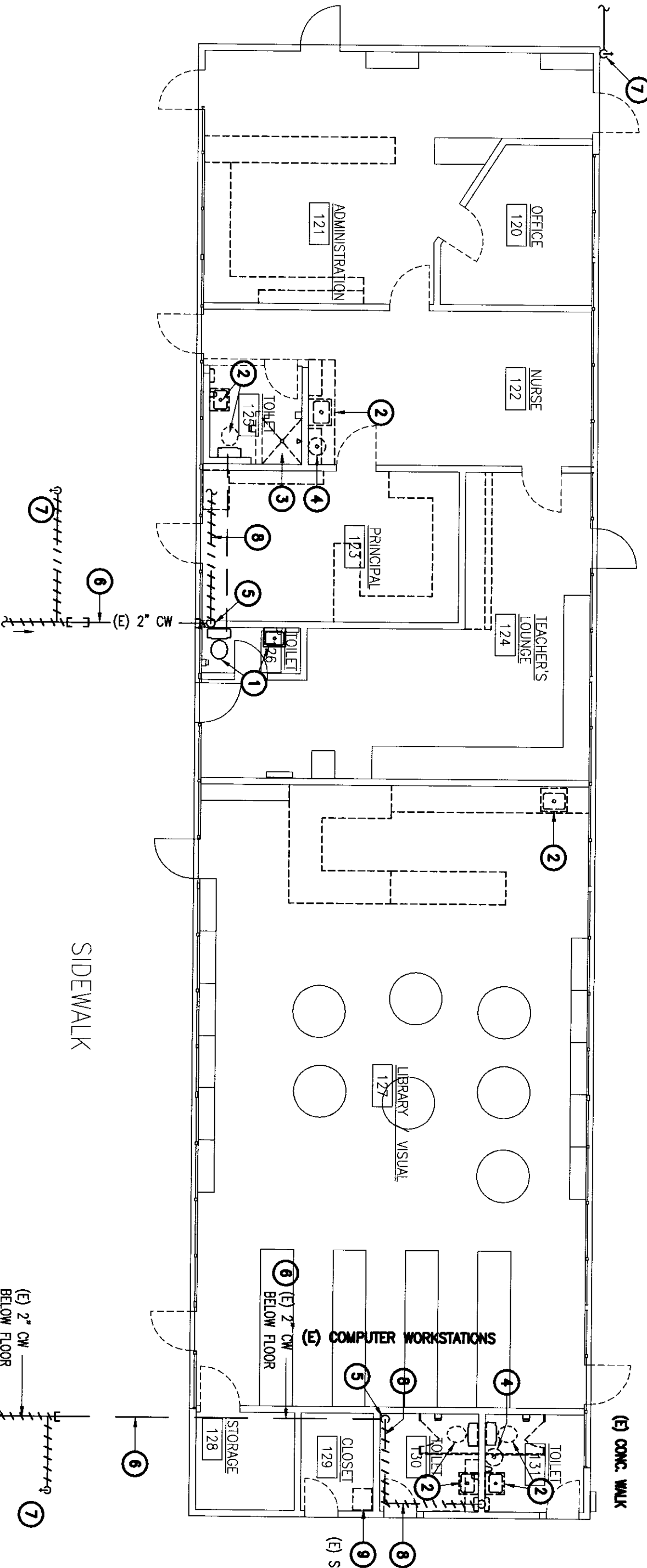
- 1 2" CW COPPER PIPE BELOW GRADE. SEE SITE PLAN, SHEET P1.01
- 2 RISE 2" CW UP SNUG ON WALL. OFFSET INTO BUILDING AS LOW FROM FINISH WALK AS POSSIBLE TO MISS FOOTING. CORE DRILL THRU WALL, PATCH AND REPAIR WALL AND SIDEWALK TO MATCH EXISTING. PAINT EXPOSED PIPE WALL COLOR.
- 3 2" CW UP ON WALL IN STORAGE ROOM AND OFFSET IN ATTIC. SUPPORT RISER TO WALL WITH PIPE CLAMPS.
- 4 3/4" CW DOWN IN WALL TO SERVE FUTURE(S). REMOVE EXISTING WASTE AND VENT IN WALL. ROUGH-IN AND MAKE ALL FINAL CONNECTIONS.
- 5 INSTALL INSTANT FLOW ELECTRIC WATER HEATER IN CABINET SPACE OR ON WALL BELOW LAV AS INDICATED. CONNECT 1/2" CW WITH SOV. ROUTE HW IN WALL TO SERVE FIXTURES. SEE DETAIL.
- 6 3/4" CW DOWN IN WALL AND RECONNECT TO EXISTING FIXTURES.
- 7 1 1/2" CW DOWN, IN WALL, OFFSET BELOW WINDOW TO SERVE FIXTURES. 4" W. DOWN AND CONNECT TO (E) 2" V. UP, SAM-CUT EXISTING WINDOW AND REPAIR TO MATCH EXISTING.
- 8 EXTEND 1/2" CW DOWN IN WALL BELOW WINDOW AND REWORK (E) WASTE AND VENT AND MAKE ALL FINAL CONNECTIONS.
- 9 1 1/2" CW DOWN IN WALL TO SERVE FLUSH VALVES. INSTALL WHA.
- 10 INSTALL NEW SERVICE SINK FAUCET. CONNECT 3/4" HW & CW.
- 11 INSTANT-FLOW ELECTRIC WATER HEATER ON WALL AT CEILING. CONNECT 3/4" WITH SOV. DROP 1/2" HW DOWN IN WALL TO SERVE SS. SEE DETAIL.
- 12 SAW-CUT (E) FLOOR SLAB AS REQUIRED AND INSTALL FLOOR DRAIN. CONNECT 2" WASTE TO (E) 2" W. BELOW FLOOR. RISE 1-1/2" VENT UP IN WALL & CONNECT TO VENT HEADER. RENISH FLOOR TO MATCH EXISTING.
- 13 INSTALL TRAP PRIMER IN WALL WITH AP BELOW LAV. DROP 1/2" TPS LINE DOWN TO BELOW FLOOR & CONNECT TO FLOOR DRAIN.
- 14 INSTALL TRAP PRIMER IN WALL WITH AP BELOW LAV WITH (2) TPS LINES. OFFSET TPS LINES IN WALL AT 2% SLOPE. DROP DOWN TO BELOW FLOOR & CONNECT TO FLOOR DRAINS.

DEMOLITION NOTES

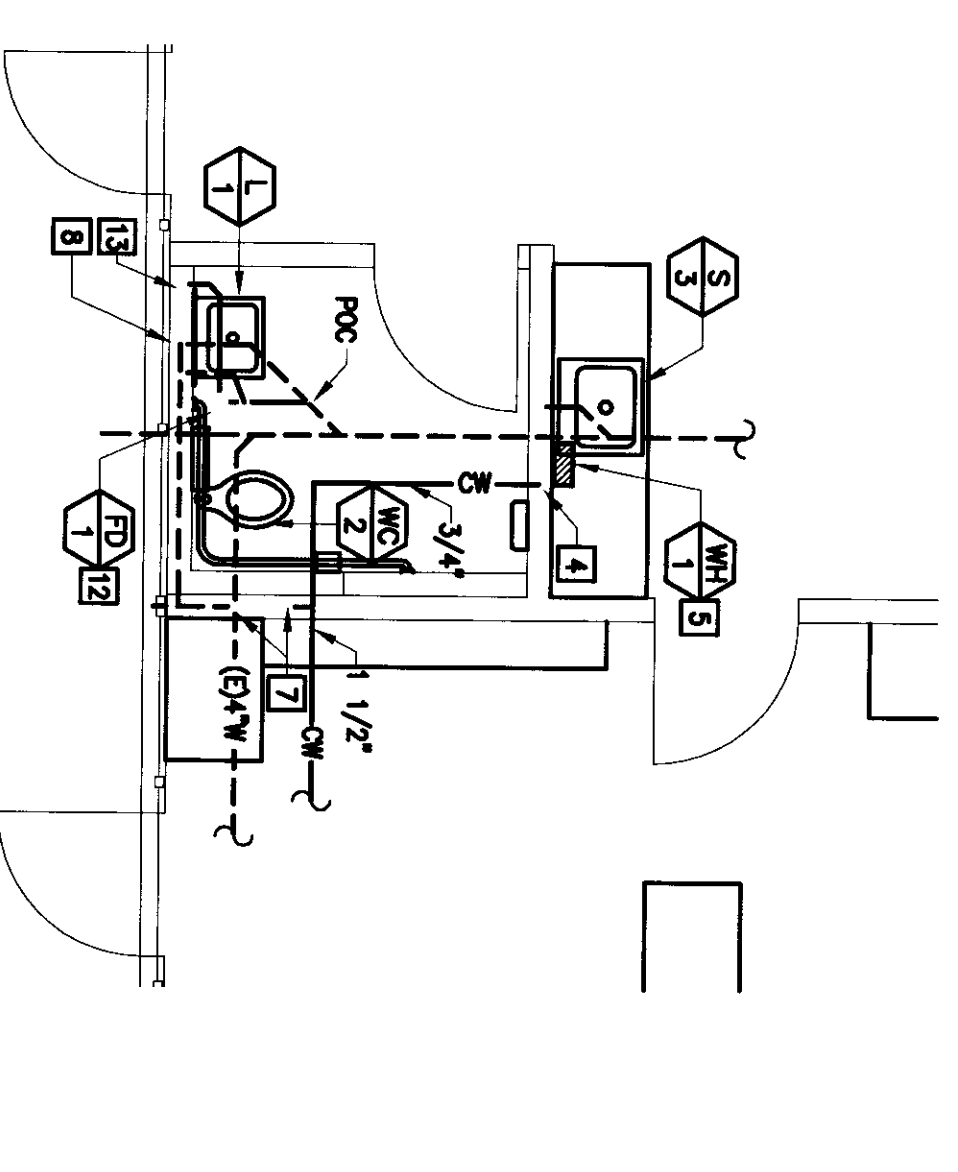
- 1 EXISTING PLUMBING FIXTURE TO REMAIN.
- 2 DISCONNECT AND REMOVE EXISTING PLUMBING FIXTURE FOR REPLACEMENT WITH ACCESSIBLE FIXTURE.
- 3 REMOVE EXISTING SHOWER ASSEMBLY. COMPLETE WITH SHOWER HEAD VALVES AND PING. FILL-IN SHOWER DRAIN WITH CONCRETE AND RENISH FLOOR TO MATCH EXISTING.
- 4 REMOVE (E) WATER HEATER FROM ATTIC SPACE. VERIFY LOCATION, DISCONNECT AND REMOVE FLUE VENT AND REPAIR ROOF WATER TIGHT. REMOVE ALL EXISTING WATER AND GAS PING.
- 5 DISCONNECT (E) 2" CW AT FLOOR. REMOVE RISER. CAP REMAINING PIPE AND ABANDON, BELOW FLOOR & UNDER SIDEWALK.
- 6 EXISTING UNUSED 2" CW BELOW SIDEWALK AND BELOW FLOOR. CAP ENDS AND ABANDON IN PLACE.
- 7 REMOVE EXISTING HOSE BIBB & PING.
- 8 REMOVE ALL UNUSED GALVANIZED WATER PING INSIDE BUILDING.
- 9 EXISTING SERVICE SINK TO REMAIN. REMOVE EXISTING CW PING AND FAUCET ONLY FOR REPLACEMENT WITH NEW FAUCET.



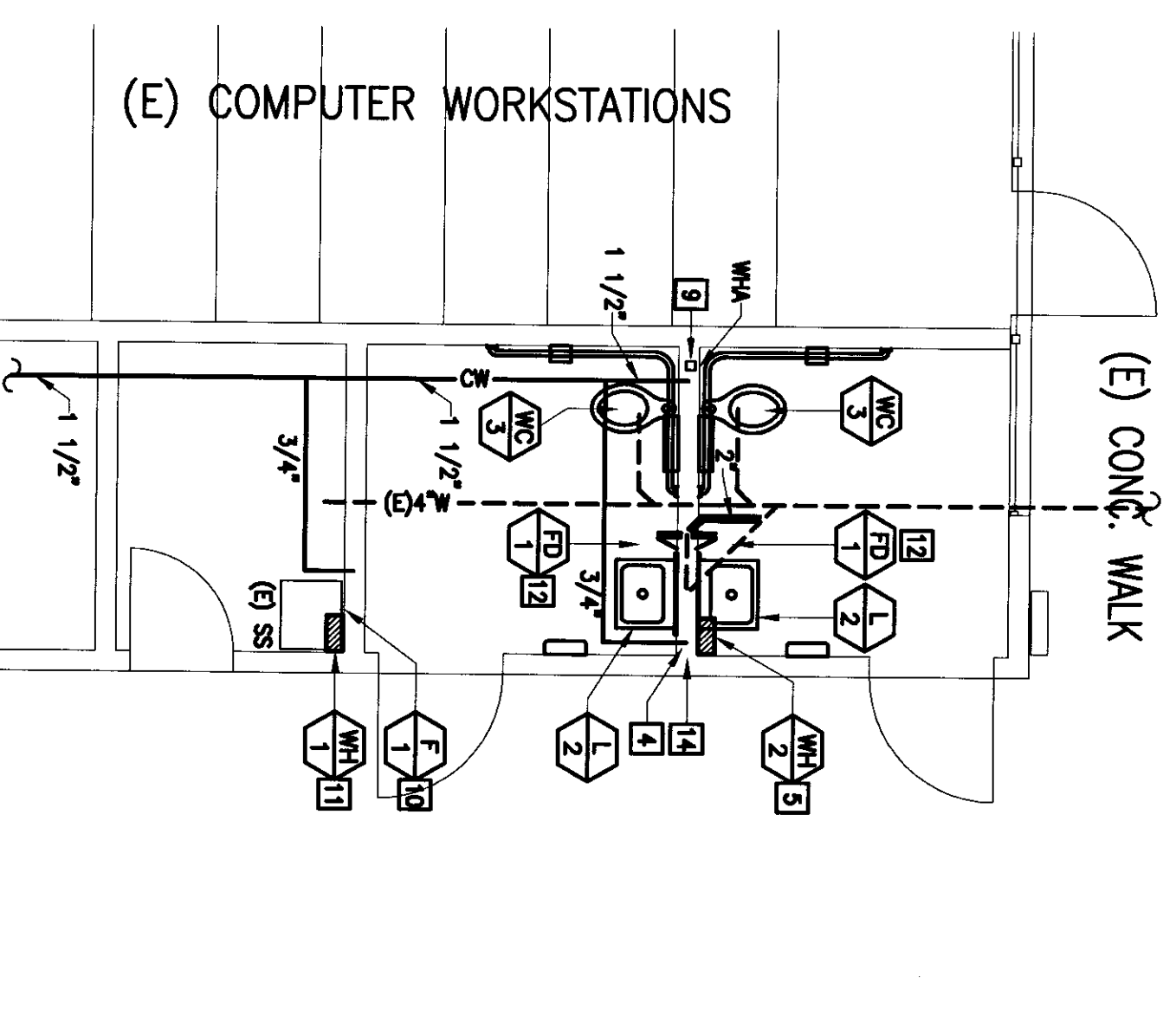
PLUMBING RECONSTRUCTION PLAN - BUILDING "B" - ADMINISTRATION
SCALE: 1/8"=1'-0"
DATE: 08/13/10



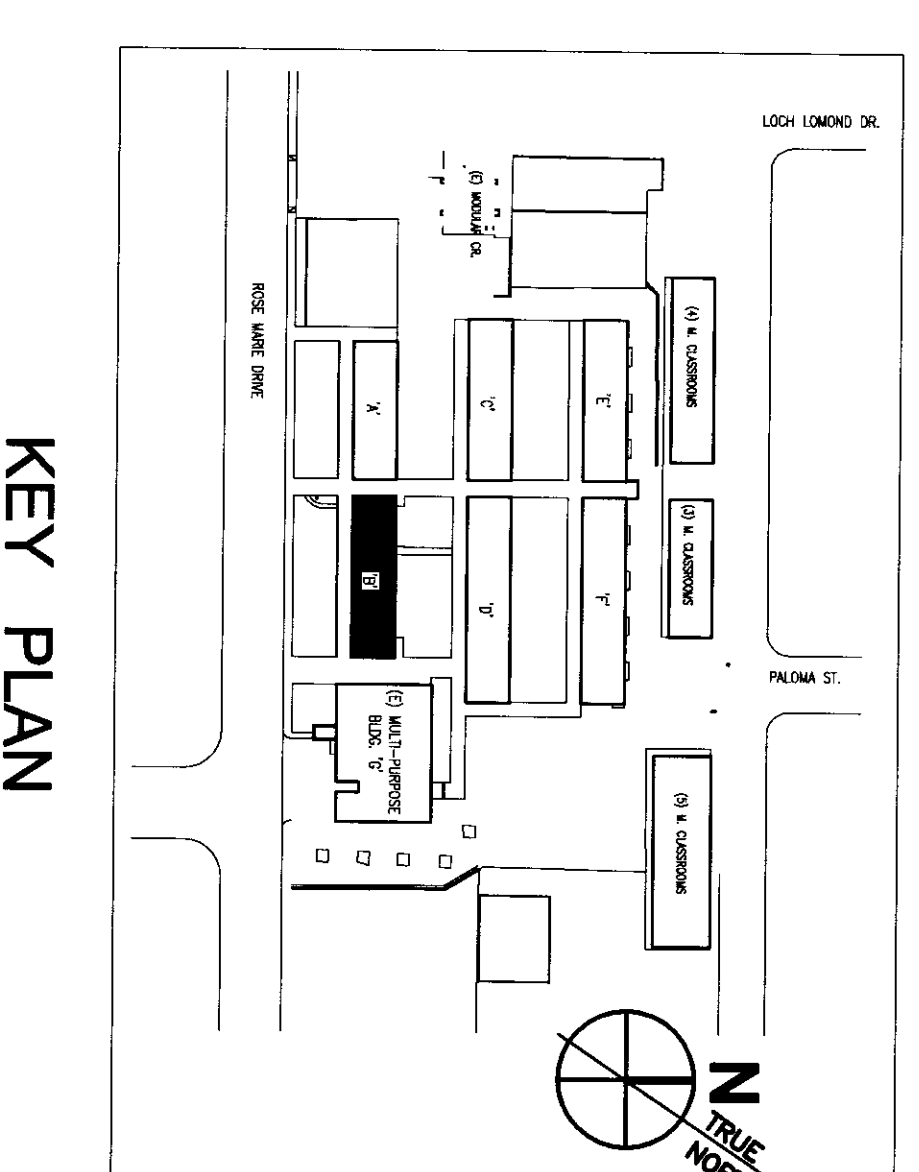
PLUMBING DEMOLITION PLAN - BUILDING "B" - ADMINISTRATION
SCALE: 1/8"=1'-0"
DATE: 08/13/10




TOILET RM., BLDG. "B" RECONSTR. PLAN 125
SCALE: 1/4"=1'-0"
DATE: 08/13/10



(E) COMPUTER WORKSTATIONS RECONSTR. PLAN 130, 131
SCALE: 1/4"=1'-0"
DATE: 08/13/10




KEY PLAN



FLEWELLING & MOODY
architects education

HEADQUARTERS OFFICE:
141 South Lake Street, Suite 300
Pasadena, California 91101
626.448.877 FAX 626.448.877
Email: fmoody@flewellingmoody.com

ANTELOPE VALLEY OFFICE:
14000 Highway 99, Suite 200
Livermore, California 94551
925.452.7771 FAX 925.452.5344
Email: shirley@flewellingmoody.com
An Employee Owned Corporation



DISPOSITION STAMP
DW OF THE STATE FACILITY
APPROX 11.8.17
DATE 11.8.17
BY J.K. S. B.
PROJECT NO. 125

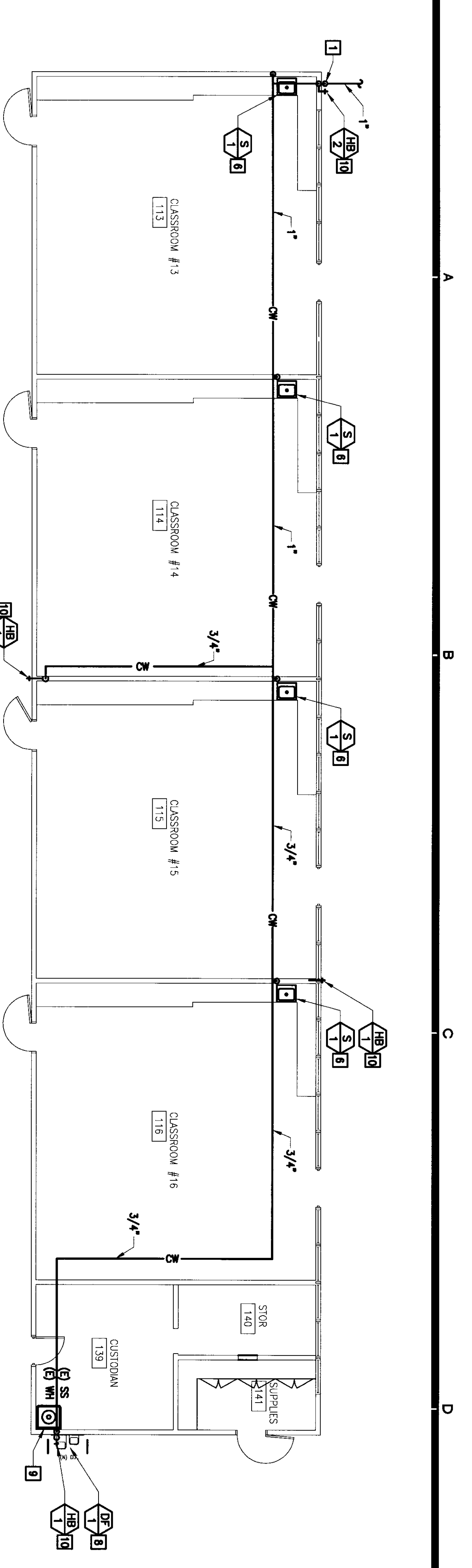
Drawn by: OJ, EE
Checked by: JK, SB
No. 125
Revision: 1

**MODERNIZATION PROJECT AT
EVERGREEN ELEMENTARY SCHOOL**
2600 ROSE WARE DRIVE
BAKERSFIELD, CA 93304

BAKERSFIELD CITY SCHOOL DISTRICT

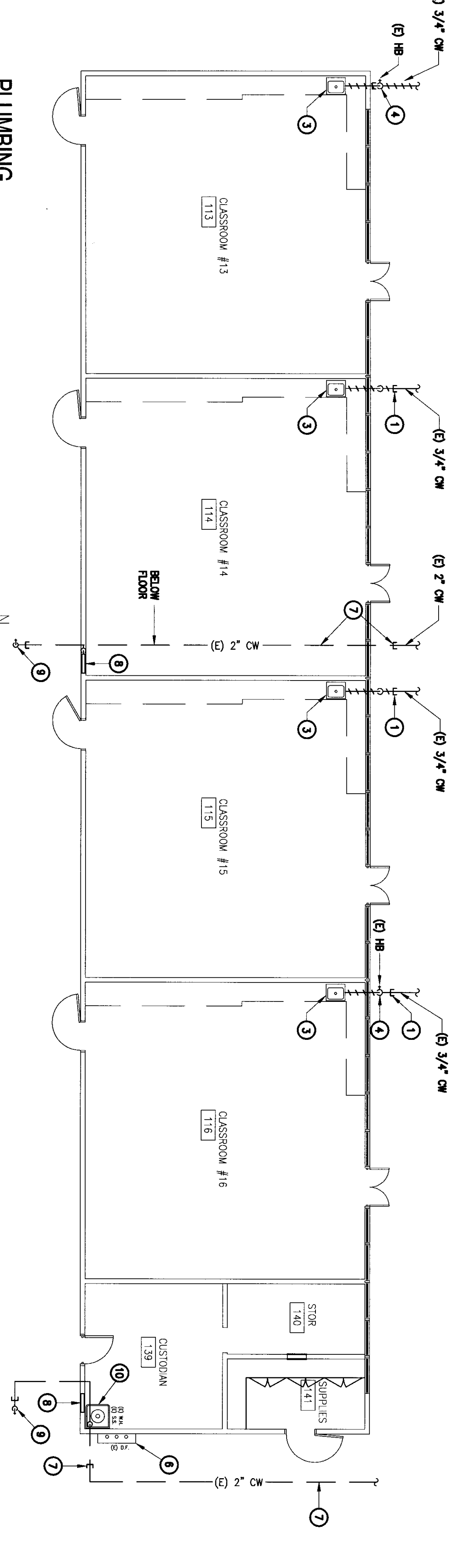
**BUILDING "B" -
ADMINISTRATION
PLUMBING DEMOLITION AND
RECONSTRUCTION PLANS**

100 No. 1894
Date: 1-26-2010
P2.01B



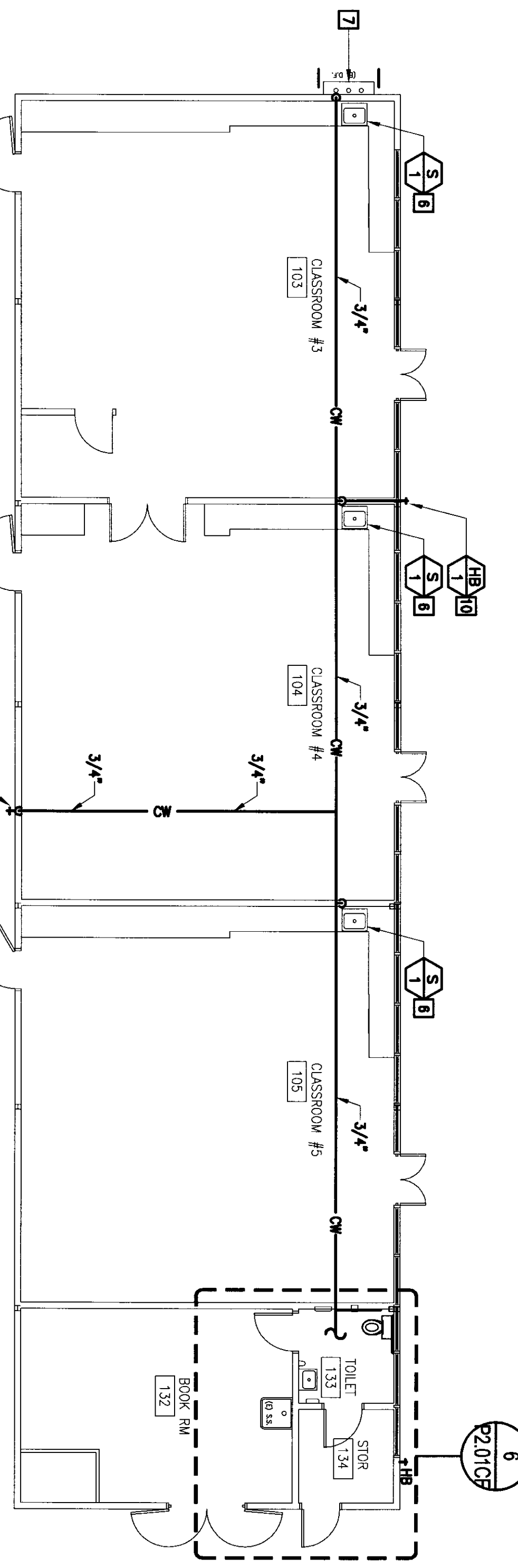
PLUMBING RECONSTRUCTION PLAN - BUILDING "C"
SCALE: 1/8"=1'-0"

- DEMOLITION NOTES**
- DISCONNECT (C)W BELOW GRADE AND ABANDON IN PLACE. REMOVE EXPOSED RISER AT BUILDING WALL AND PATCH WALL WATER TIGHT.
 - REMOVE UNUSED GALVANIZED WATER PIPING IN WALLS AND ABOVE CEILING.
 - REMOVE EXISTING PLUMBING FIXTURE AND WATER PIPING.
 - REMOVE EXISTING HOSE BIBB AND WATER SUPPLY ABOVE AND BELOW GRADE.
 - EXISTING DRINKING FOUNTAIN TO REMAIN. REMOVE (C) CW LINE.
 - REMOVE EXISTING DRINKING FOUNTAIN AND REPLACE WITH ACCESSIBLE 30" CUT (C) 2" BELOW GRADE. CAP ENDS AND ABANDON IN PLACE.
 - DISCONNECT & REMOVE (C) FINE HOSE CABINET & PIPING. CUT (C) 2" CW SUPPLY AT FLOOR & REMOVE EXPOSED RISER.
 - REMOVE (C) HOSE BIBB. CAP UNUSED PIPE BELOW GRADE AND ABANDON IN PLACE. REPAIR SCHEDULE.
 - EXISTING SERVICE SINK & WATER HEATER TO REMAIN. REMOVE GALVANIZED WATER PIPING FOR REPLACEMENT WITH COPPER PIPE.

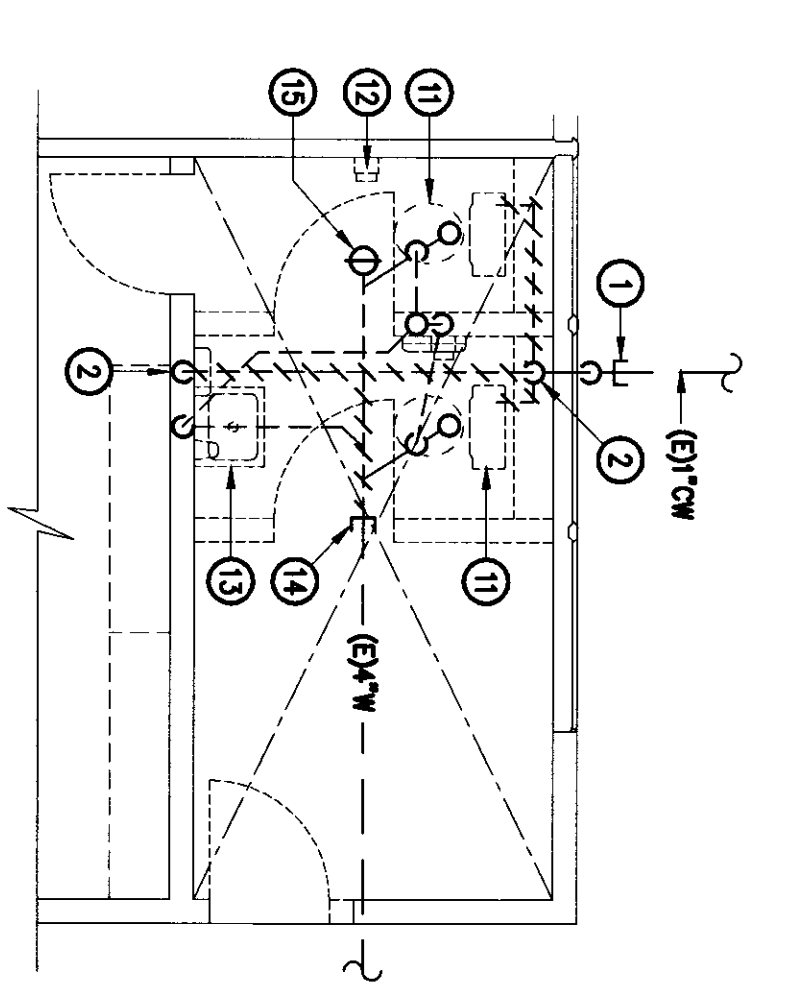


PLUMBING DEMOLITION PLAN - BUILDING "F"
SCALE: 1/8"=1'-0"

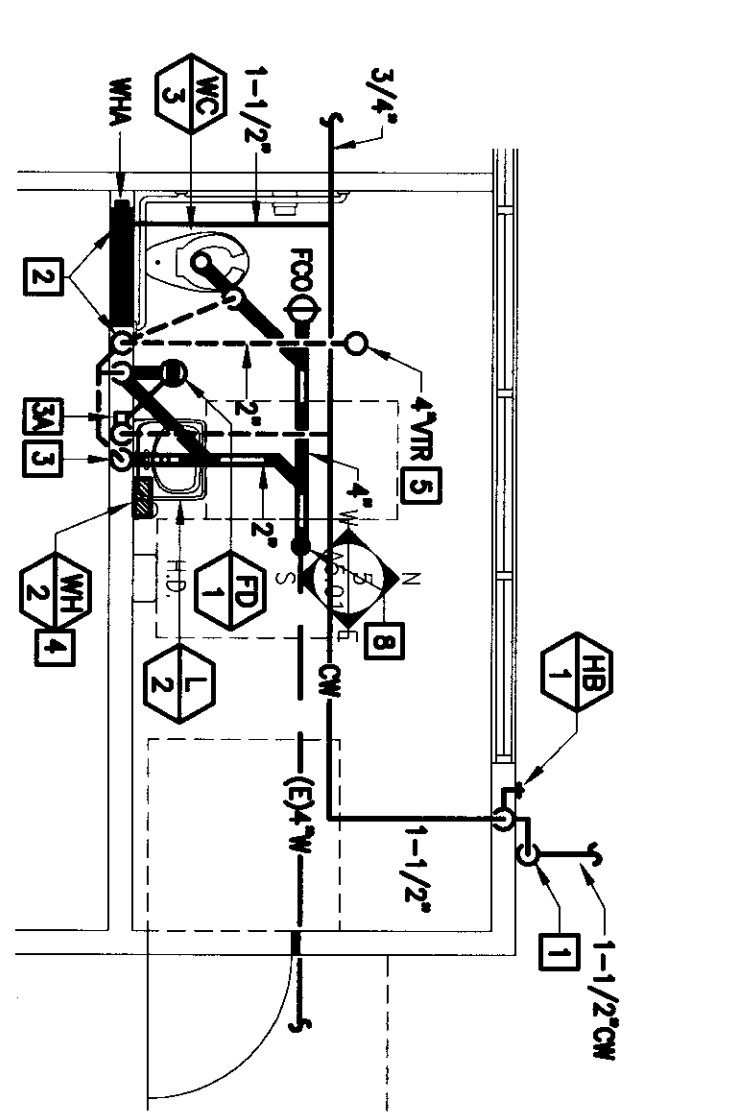
- RECONSTRUCTION NOTES**
- 1-1/2" CW RISER 3/4" CW RISER TO UP FROM BELOW GRADE SHUL ON WALL. OFFSET INTO BUILDING WALL AND UP TO ABOVE CEILING. PROVIDE 3/4" Tee TO SERVE HOSE BIBB.
 - 1-1/2" CW DOWN IN WALL. 4" CW DOWN 2" UP TO ABOVE CEILING.
 - 1/2" CW DOWN IN FLOORING. 2" CW DOWN WITH CO PLUMB. 1-1/2" CW UP AND OFFSET IN WALL.
 - INSTALL TRAP PRIMER IN WALL BOX WITH AP APPROX 1/2" RISER LINE DOWN TO BELOW FLOOR & CONNECT TO FLOOR DRAIN.
 - INSTALL INSTANT FLOW ELECTRIC WATER HEATER ON WALL BELOW DRAIN ROD-UP-IN AND CONNECT. SEE DETAIL.
 - 4" WR. PROVIDE NEW ROOF FLASHING. REPAIR ROOF WATER TIGHT.
 - 3/4" CW DOWN IN WALL TO SERVE SINK. REMOVE EXISTING WASTE AND VENT. ROUGH-IN AND MAKE ALL FINAL CONNECTIONS.
 - RECONNECT 1/2" CW TO (C) DRINKING FOUNTAIN WITH NEW ANGLE STOP AND CONNECTOR.
 - 4-LO DRINKING FOUNTAIN. CONNECT 1/2" CW. 2" W. & 1-1/2" W. TO EXIST UNIT. REMOVE EXISTING WASTE AND VENT. ROUGH-IN & MAKE ALL FINAL CONNECTIONS.
 - 3/4" CW DOWN IN WALL TO SERVE EXISTING SERVICE SINK. WATER HEATER AND NEW DRINKING FOUNTAIN AND HOSE BIBB ROUGH-IN & CONNECT.
 - INSTALL HOSE BIBB RECESSED IN WALL. CONNECT 3/4" CW.



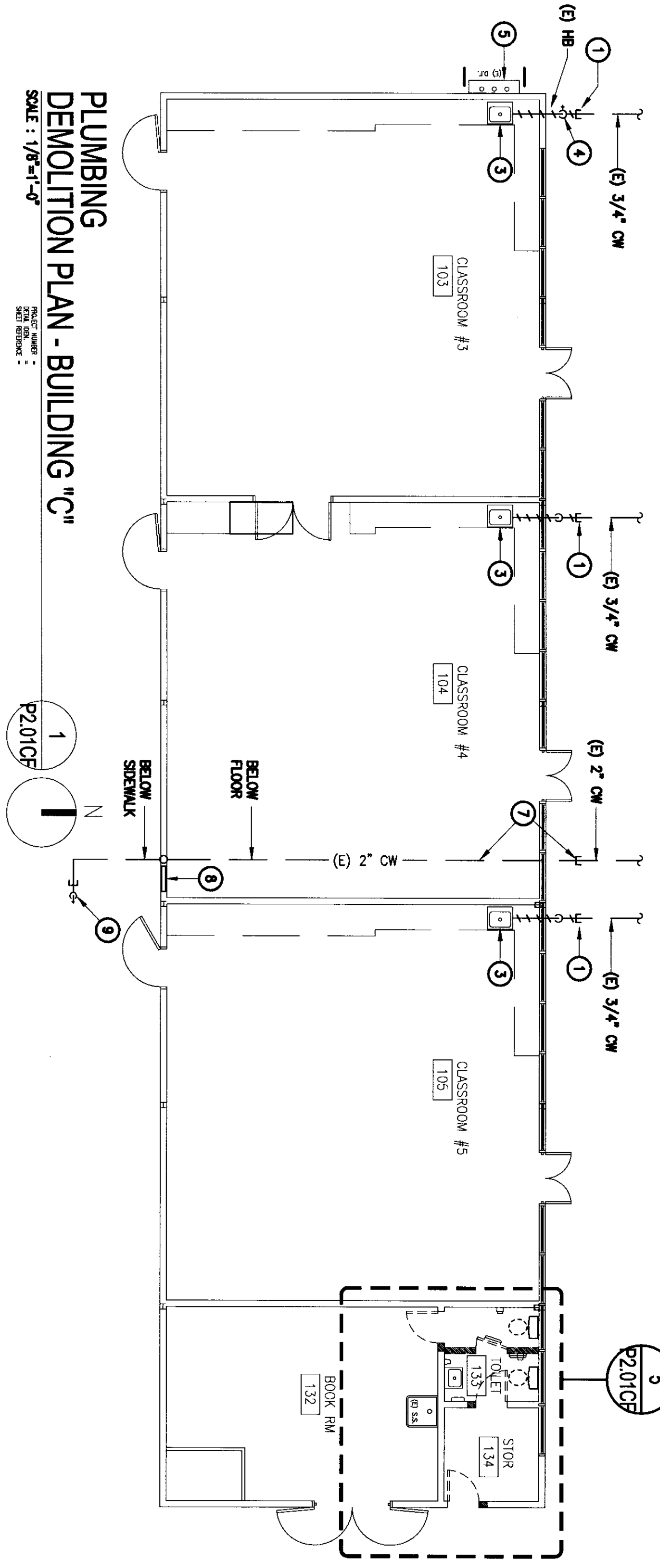
PLUMBING RECONSTRUCTION PLAN - BUILDING "C"
SCALE: 1/8"=1'-0"



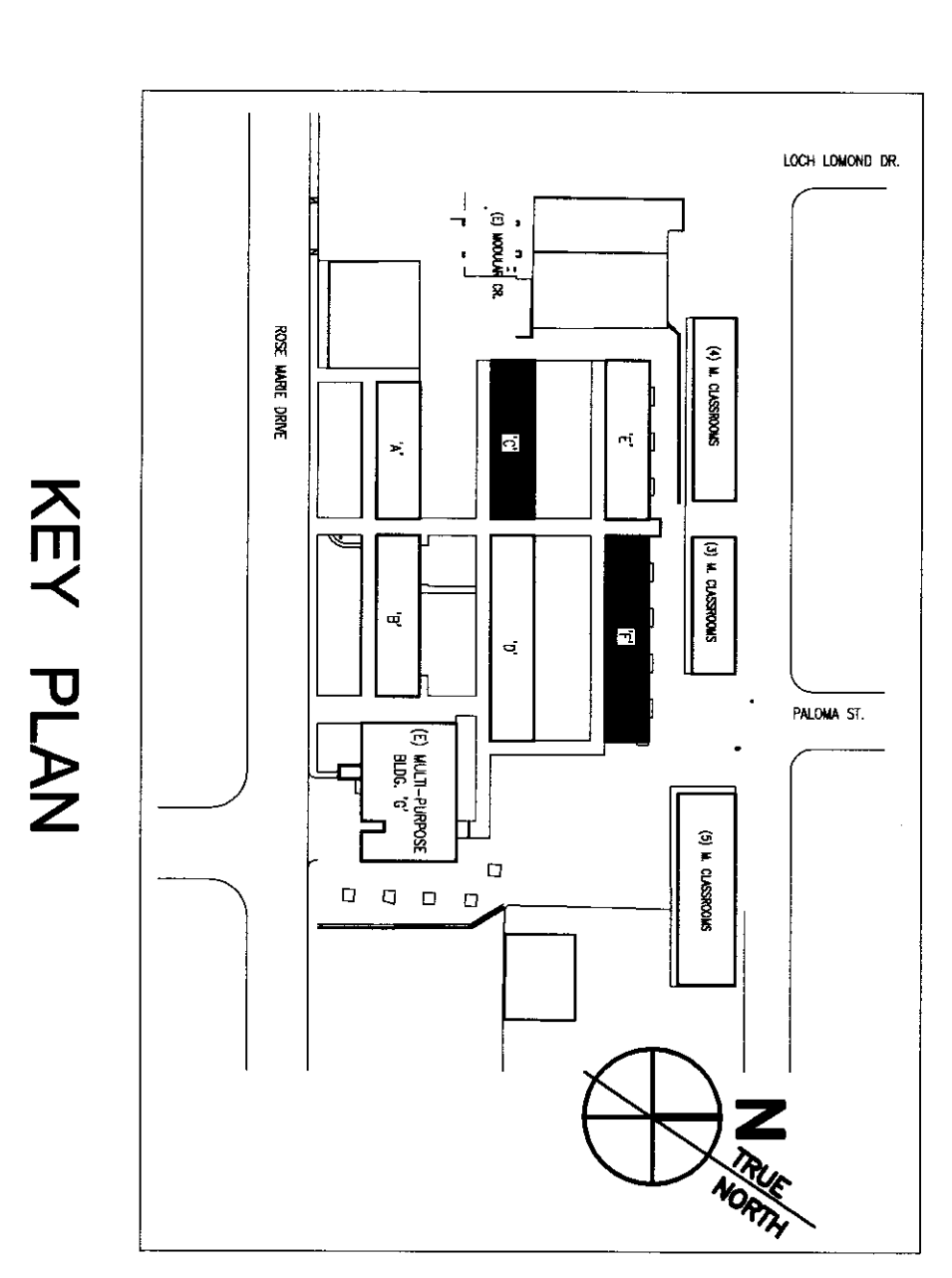
STAFF TOILET RM. DEMOLITION PLAN 1333
SCALE: 1/4"=1'-0"




STAFF TOILET RM. RECONST. PLAN 1333
SCALE: 1/4"=1'-0"



PLUMBING DEMOLITION PLAN - BUILDING "C"
SCALE: 1/8"=1'-0"




KEY PLAN



HEADQUARTERS OFFICE:
14 South Main Avenue, 2nd Floor
824-644777 FAX: 824-644777
E-MAIL: fw@flewellingmoody.com

ANTELOPE VALLEY OFFICE:
15225 Inland Empire Boulevard
691-444777 FAX: 691-523483
E-MAIL: fw@flewellingmoody.com

An Employee Owned Corporation



DESIGNED BY	CD, EE
CHECKED BY	JK, SB
DATE	MAR 18 2010
PROJECT	<p>MODERNIZATION STAIRS DW TOWER EAST APPROX 112817 AC / I / F / S / SS / C DATE: MAR 18 2010</p>

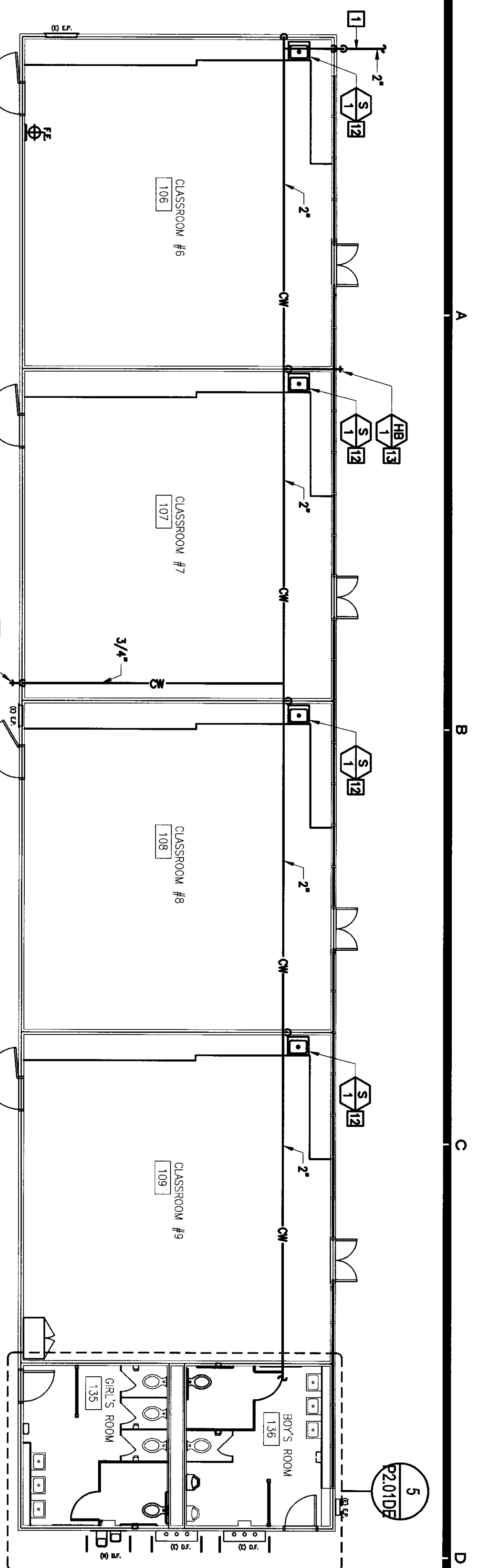
**MODERNIZATION PROJECT AT
EVERGREEN ELEMENTARY SCHOOL
2000 ROSE LANE, DRIVE
BRIDGEWELL, CA 95304**

BAKERFIELD CITY SCHOOL DISTRICT

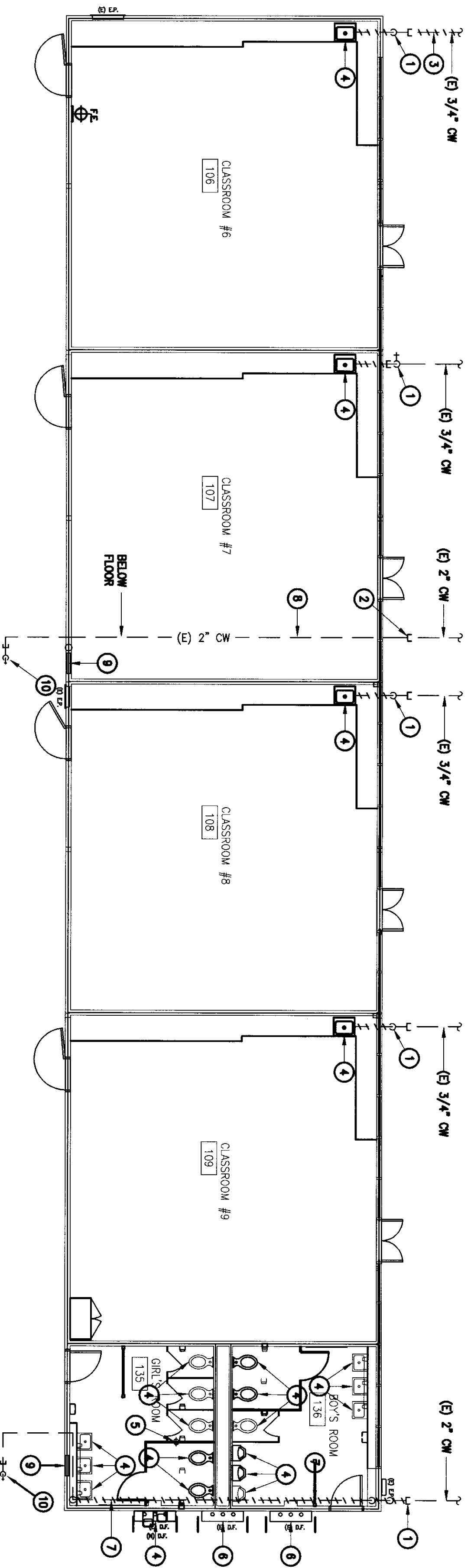
**BUILDING C & BUILDING F
PLUMBING DEMOLITION AND
RECONSTRUCTION PLANS**

P2010CF

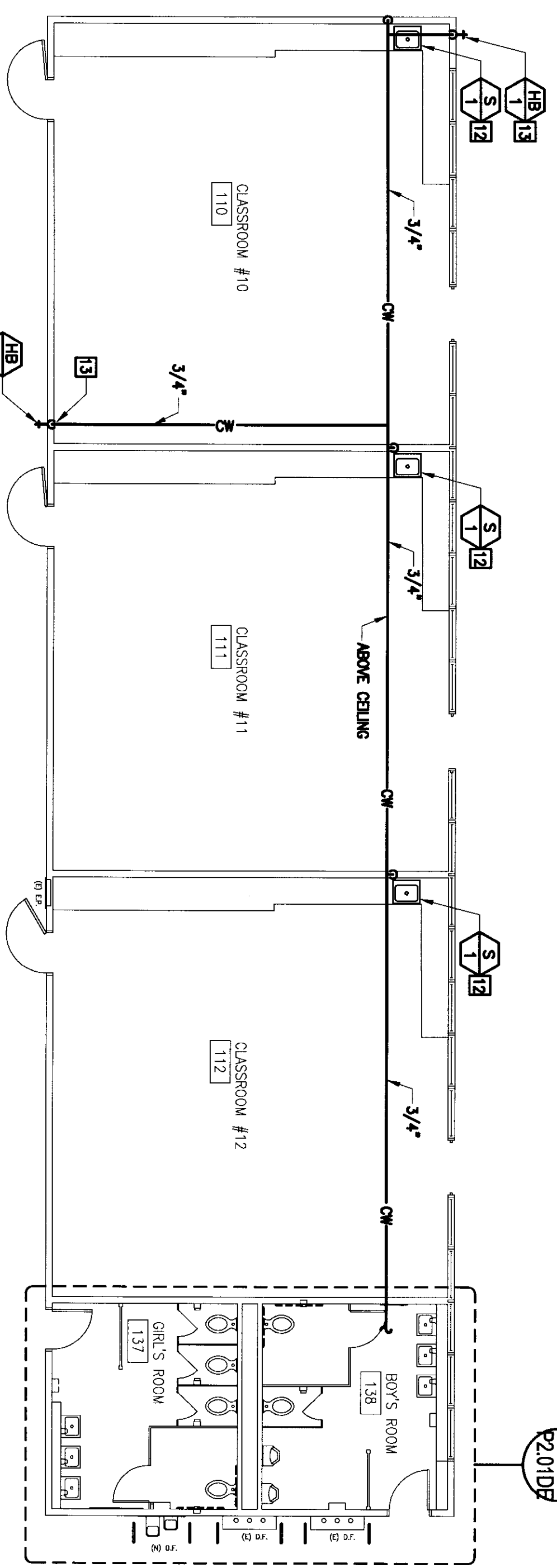
1-28-2010



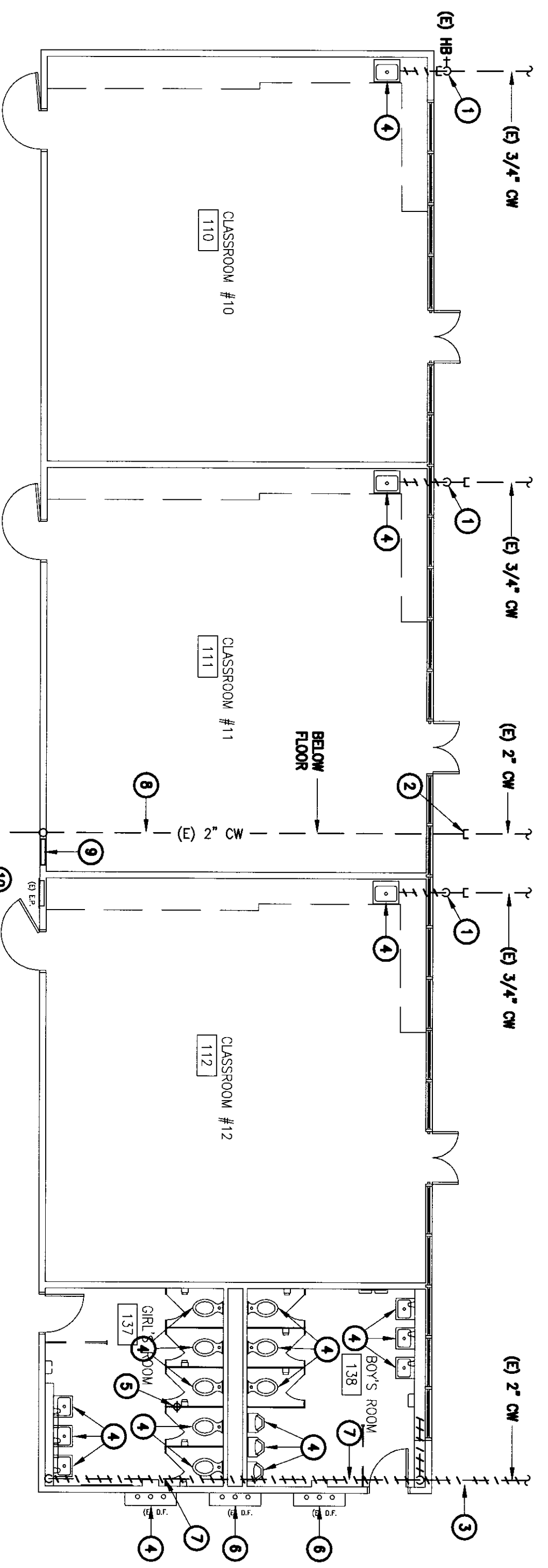
PLUMBING RECONSTRUCTION PLAN - BUILDING "D"
SCALE: 1/8"=1'-0"



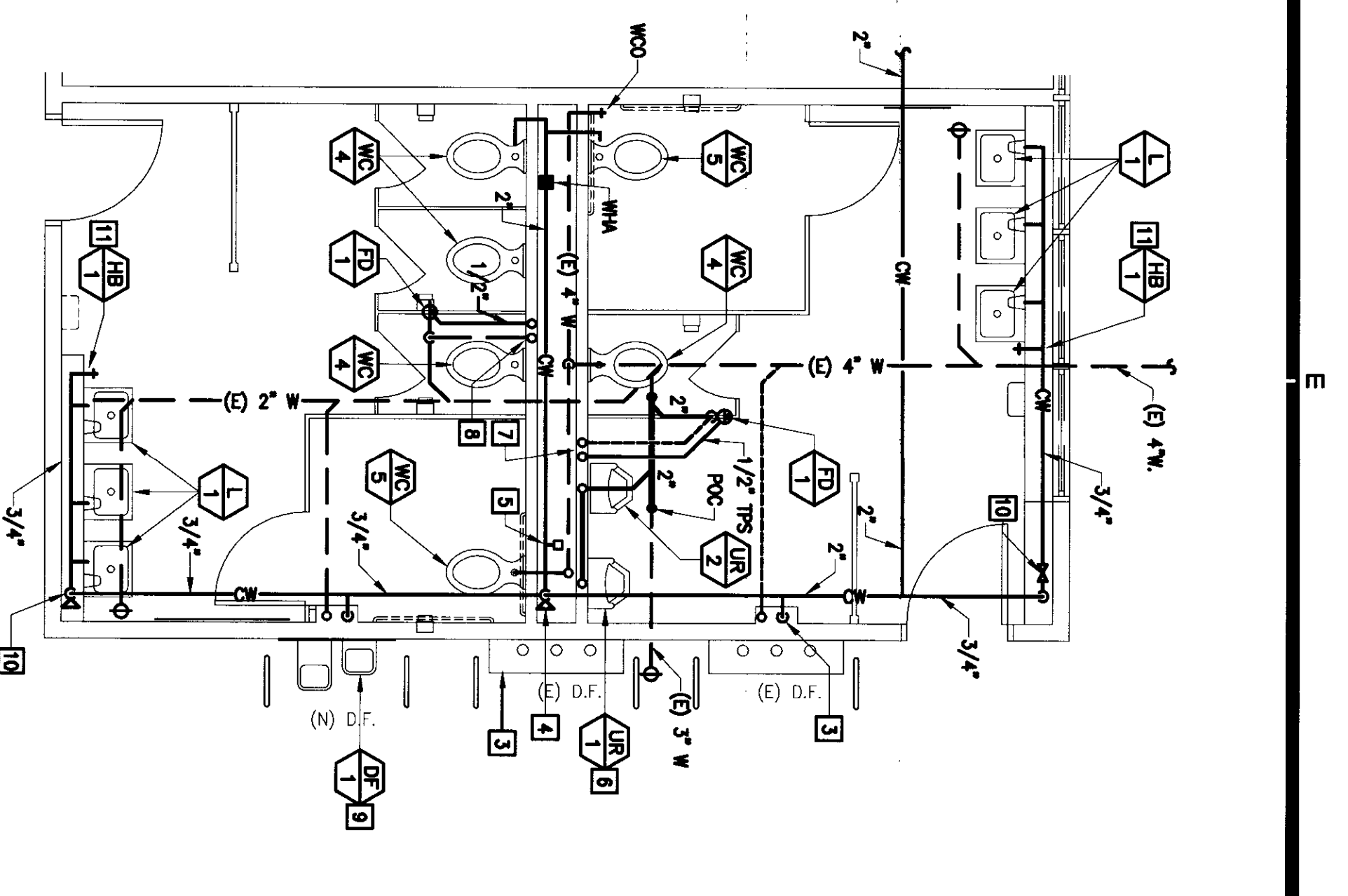
PLUMBING RECONSTRUCTION PLAN - BUILDING "D"
SCALE: 1/8"=1'-0"



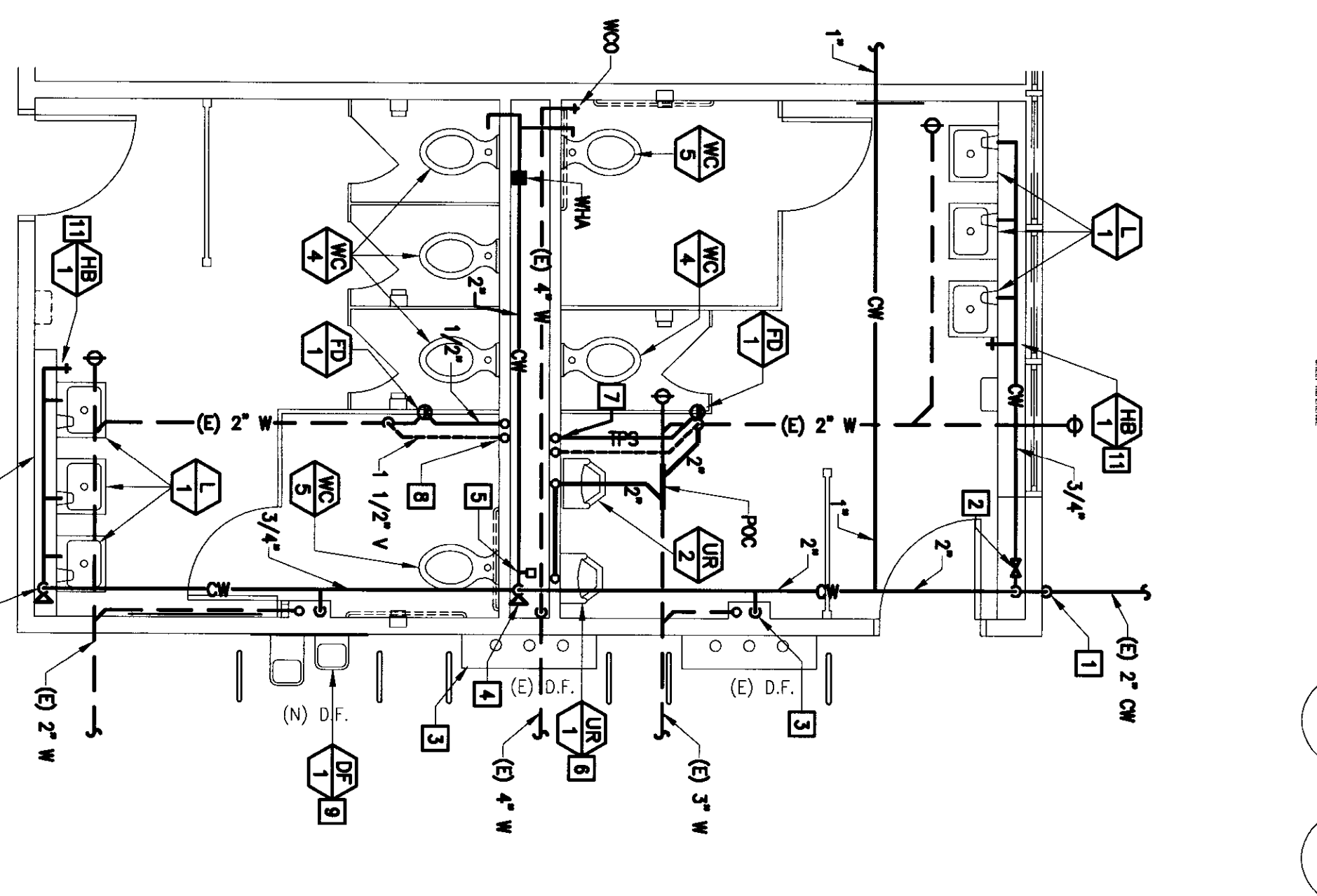
PLUMBING RECONSTRUCTION PLAN - BUILDING "E"
SCALE: 1/8"=1'-0"



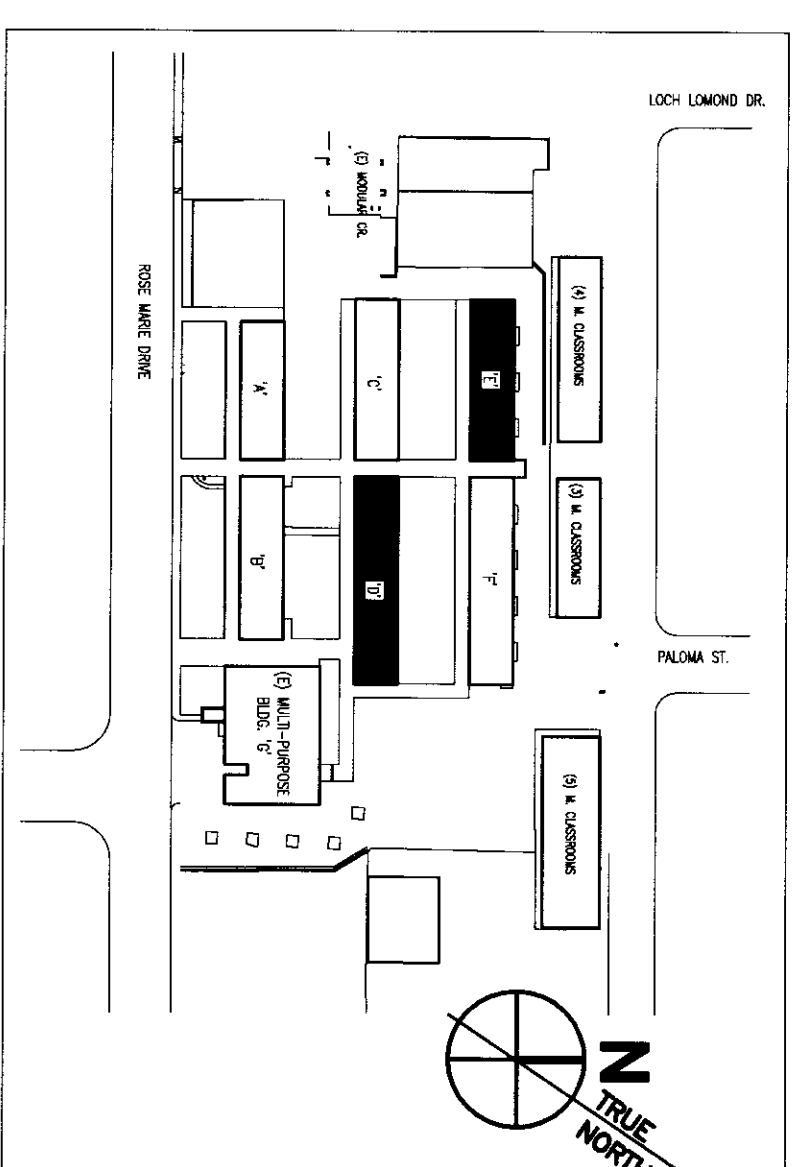
PLUMBING DEMOLITION PLAN - BUILDING "E"
SCALE: 1/8"=1'-0"



PARTIAL FLOOR PLAN - BUILDING "D"
SCALE: 1/4"=1'-0"



PARTIAL FLOOR PLAN - BUILDING "E"
SCALE: 1/4"=1'-0"



KEY PLAN

DEMOLITION NOTES

- 1 DISCONNECT (E) 2" BELOW GRADE AND ABANDON IN PLACE AT THIS POINT.
- 2 RECONNECT (E) 2" BELOW GRADE. CAP OFF AND ABANDON IN PLACE.
- 3 REMOVE EXISTING WATER SUPPLY BELOW GRADE.
- 4 REMOVE EXISTING PLUMBING FEATURE AND WATER PIPING.
- 5 REMOVE EXISTING FLOOR DRAIN, PLUG (E) WASTE AND NEW BELOW GRADE FOR NEW POC SHUT-OFF FLOOR SLAB AS REQUIRED.
- 6 (E) DRAINING FOUNTAIN TO REMAIN. REMOVE CW SUPPLY FOR NEW POC.
- 7 REMOVE UNUSED GALVANIZED WATER PIPING IN WALLS AND ABOVE CEILING.
- 8 REMOVE WATER PIPES BELOW FLOOR SLAB AND UNDER WALK. CAP & ABANDON IN PLACE.
- 9 DISCONNECT AND REMOVE (E) THE HOSE CABINET.
- 10 REMOVE (E) HOSE BIBB. CAP PIPING BELOW GRADE.

RECONSTRUCTION NOTES


- 1 2" CW UP FROM BELOW GRADE SINK ON WALL. OFFSET INTO BUILDING WALL/FLOORING & UP TO ABOVE CEILING.
- 2 RUN 3/4" CW HEADER IN FLOORING WITH SOV & AP TO SERVICE FRANCES. CONTINUE 2" CW UP TO ABOVE CEILING.
- 3 3/4" CW DOWN & RECONNECT TO (E) DRAINING FOUNTAIN WITH SOV. 2" CW DOWN WITH SOV & AP, AND RUN FULL SIZE HEADER IN WALL TO SERVICE FRANCES THROUGH WALL.
- 4 INSTALL TRAP PROTECT IN WALL ACCESSIBLE THRU SAME AP WITH SOV & RUN (E) 1/2" TRAP SIZES IN WALL AT 2X SCOTE.
- 5 2" W. DOWN, 1 1/2" V. UP AND CONNECT 3/4" CW TO EACH URINAL. FLOOR WITH SOV. CONNECT 1/2" CW TO (E) 2" W. HEADER.
- 6 1 1/2" W. UP FROM BELOW FLOOR TO (E) VENT HEADER, 1/2" TRAP SIZES DOWN TO BELOW FLOOR & CONNECT TO TL.
- 7 (E) 1 1/2" V. RISER TO REMAIN, 1/2" TRAP DOWN & CONNECT TO TL.
- 8 3/4" CW DOWN & OFFSET IN WALL TO SERVICE H-10 DE. 2" W. DOWN, 1 1/2" V. UP AT EACH DF. COMBINE WASTE & VENT AND CONNECT TO EXISTING SERVICES. REMOVE (E) PIPING FOR NEW FEATURE CONSTRUCTION. REMOVE WALK.
- 9 1 1/2" CW DOWN IN WALL TO SERVICE H-10 DE. 2" W. DOWN, 1 1/2" V. UP AT EACH DF. COMBINE WASTE & VENT AND CONNECT TO EXISTING SERVICES. REMOVE (E) PIPING FOR NEW FEATURE CONSTRUCTION. REMOVE WALK.
- 10 3/4" CW DOWN WITH SOV & AP BELOW LAV. RUN FULL SIZE HEADER IN WALL TO SERVICE FRANCES.
- 11 INSTALL HOSE BIBB RECESSED IN WALL BELOW LAV.
- 12 3/4" CW DOWN IN WALL TO SERVICE SINK. REMOVE EXISTING WASTE AND VENT, ROUGH IN AND MAKE FINAL CONNECTIONS.
- 13 3/4" CW DOWN IN WALL & INSTALL HOSE BIBB 2" ABOVE FIN. WALK.



HEADQUARTERS OFFICE:
141 South Lake Avenue, 2nd Floor
Glendale, CA 91201
E-MAIL: Info@flewellingmoody.com

ANTELOPE VALLEY OFFICE:
1033 West Lakeside Boulevard
1000 Skyway, Suite 300
Antelope Valley, CA 91701
E-MAIL: Info@flewellingmoody.com

An Employee Owned Corporation



CONTRACT NO. 3-10

IDENTIFICATION STAMP
DR. OF THE STATE ARCHITECT
APPROX. 11 2 8 1 7
[Signature]
DATE: 11/28/10

APPROVED BY: JK, SB

DATE: 11/28/10

OWNER: EVERGREEN ELEMENTARY SCHOOL
2800 ROSE WARE DRIVE
EMERYVILLE, CA 94504

DESIGNED BY: JK, SB

DATE: 1-28-2010


**BUILDING 'D' & BUILDING 'E'
PLUMBING DEMOLITION AND
RECONSTRUCTION PLANS**

BANKERSFIELD CITY SCHOOL DISTRICT

JOB NO. 3904


DATE 1-28-2010

P201DE



HEADQUARTERS OFFICE:
141 South Lake Avenue, 2nd Floor
Beverly Hills, CA 90212
E-Mail: info@flewellingmoody.com

ANGELOPE VALLEY OFFICE:
1525 West Lancaster Boulevard
Beverly Hills, CA 90212
E-Mail: info@flewellingmoody.com

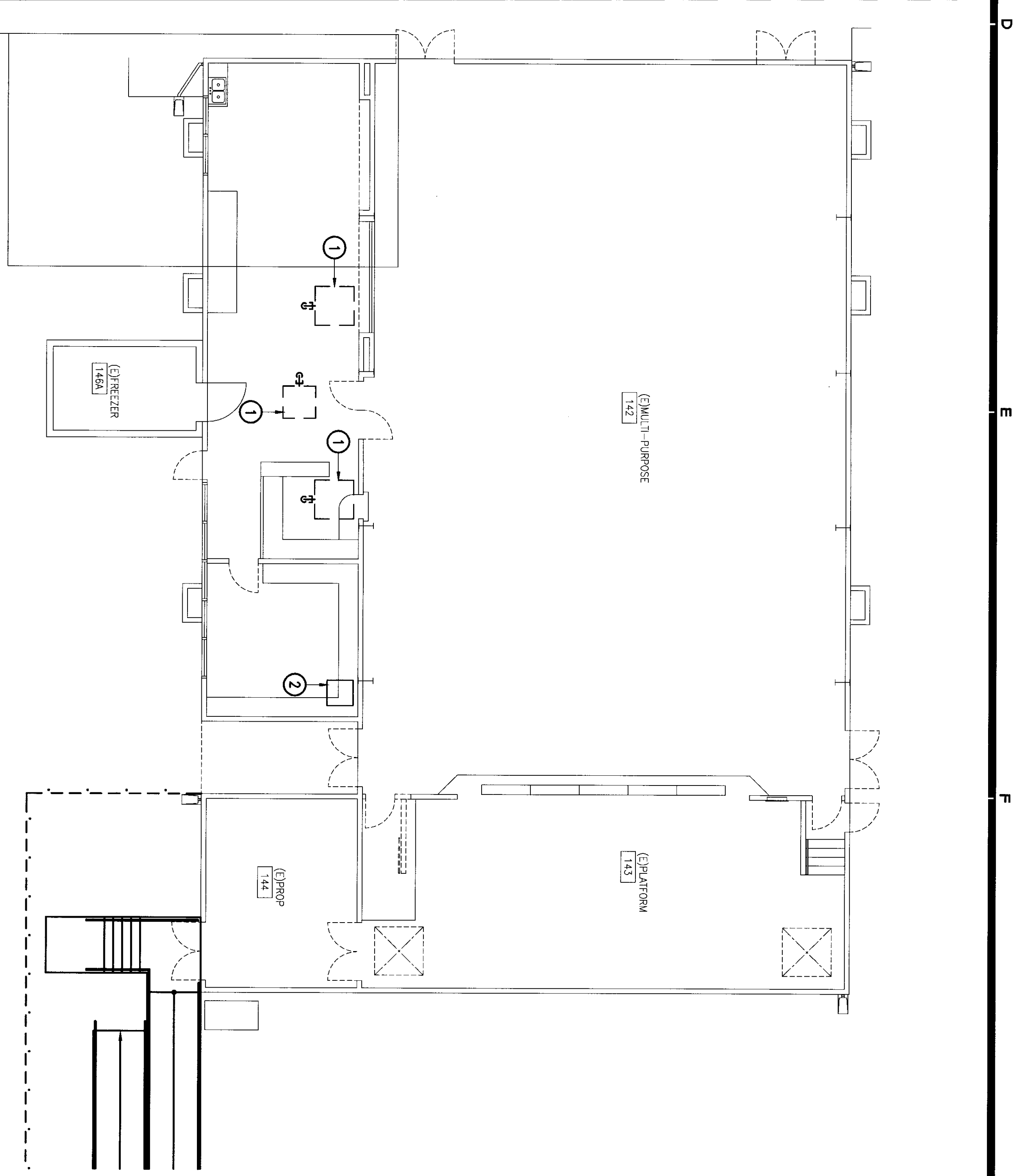


REGISTRATION STAMP
DIV. OF THE STATE ARCHITECT
APPROX. 11.2.8.17
DATE: 11.2.8.17
BY: [Signature]

MODERNIZATION PROJECT AT
EVERGREEN ELEMENTARY SCHOOL
2000 ROSE LAURE DRIVE
BRACKENFIELD, CA 95005
BRACKENFIELD CITY SCHOOL DISTRICT

BUILDING 'G' - MULTI-PURPOSE
PLUMBING
DEMOLITION PLAN
RECONSTRUCTION PLAN

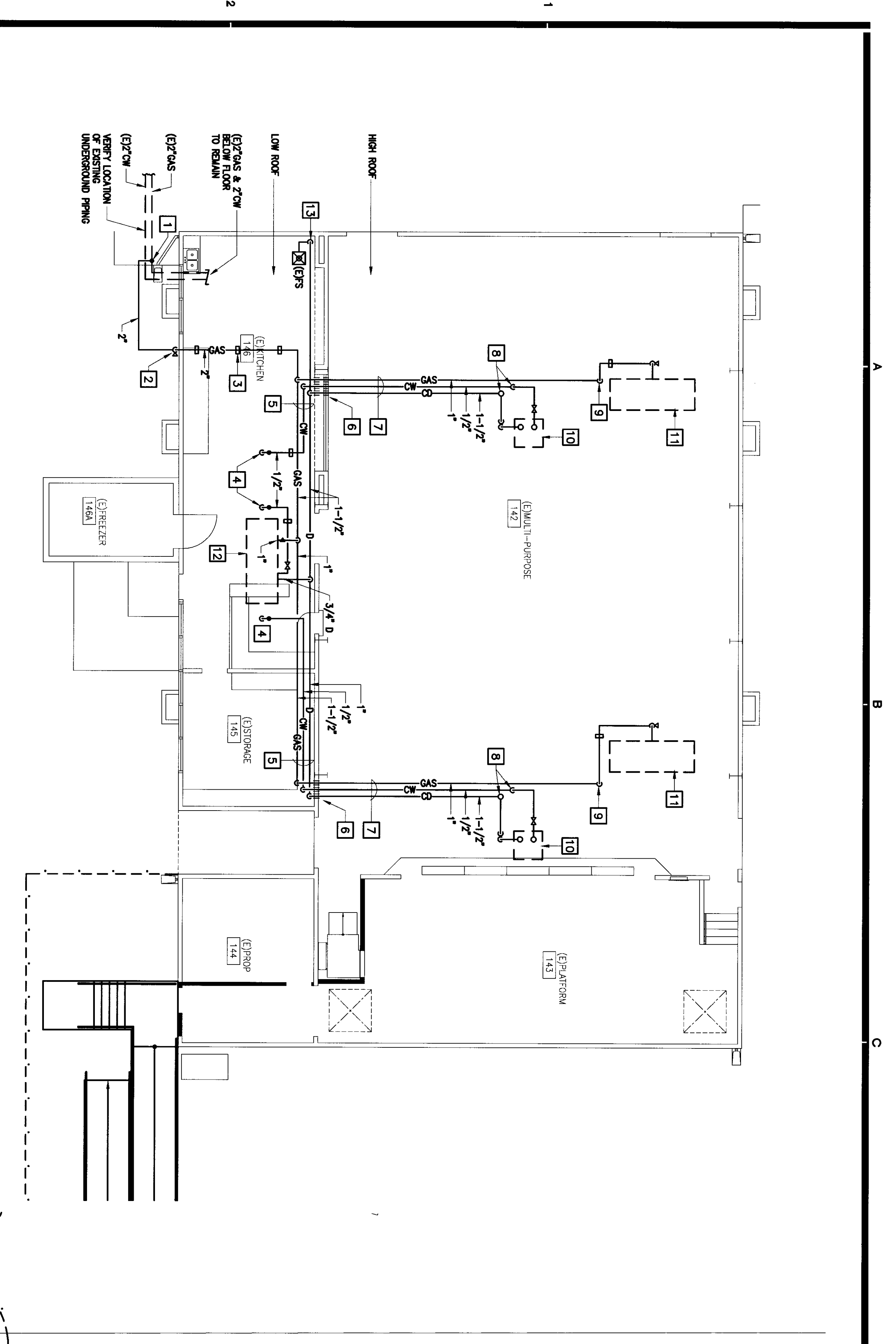
Job No. 1004
Date 1-28-2010
P2.01G



PLUMBING DEMOLITION FLOOR PLAN - BUILDING 'G' - MULTI-PURPOSE
SCALE: 1/8"=1'-0"

DEMOLITION NOTES

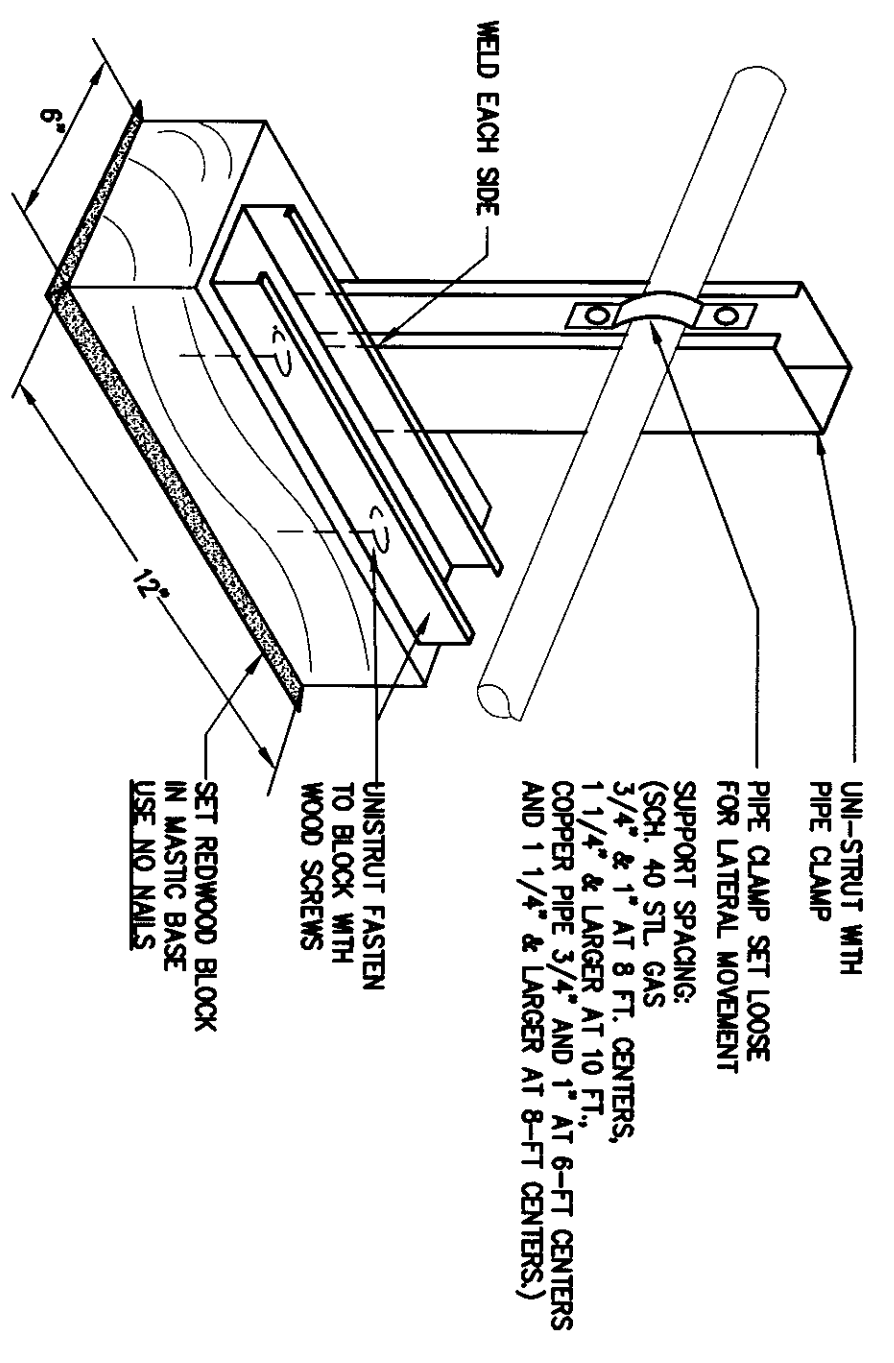
- 1 EXISTING A/C UNIT ON ROOF TO BE REMOVED. SEE MECHANICAL DRAWINGS, DISCONNECT (CUMBER LINE AND CAP FOR NEW P.O.C. VENT) LOCATION.
- 2 EXISTING FINISH IN STORAGE ROOM TO BE REMOVED. SEE MECHANICAL DRAWINGS, DISCONNECT (E1-1/4" GAS AND CAP.



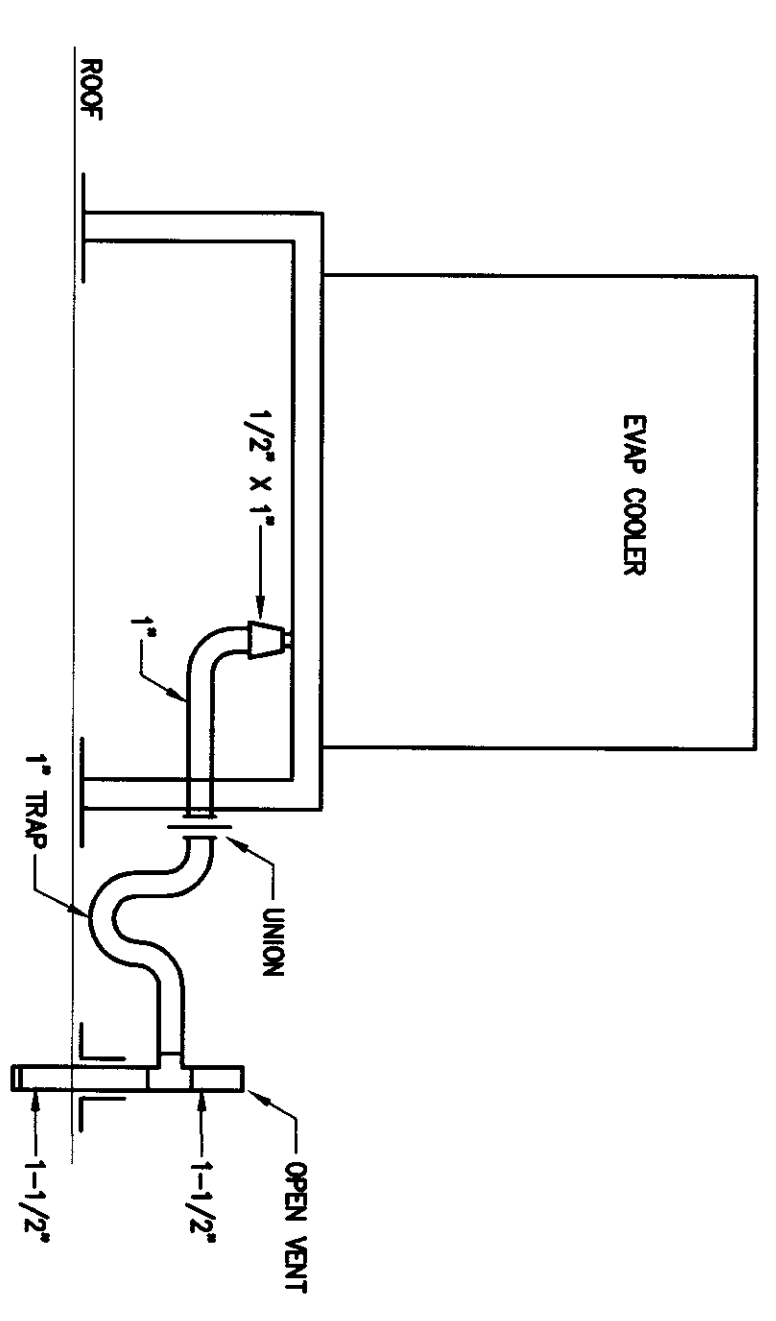
PLUMBING RECONSTRUCTION FLOOR PLAN - BUILDING 'G' - MULTI-PURPOSE
SCALE: 1/8"=1'-0"

RECONSTRUCTION NOTES

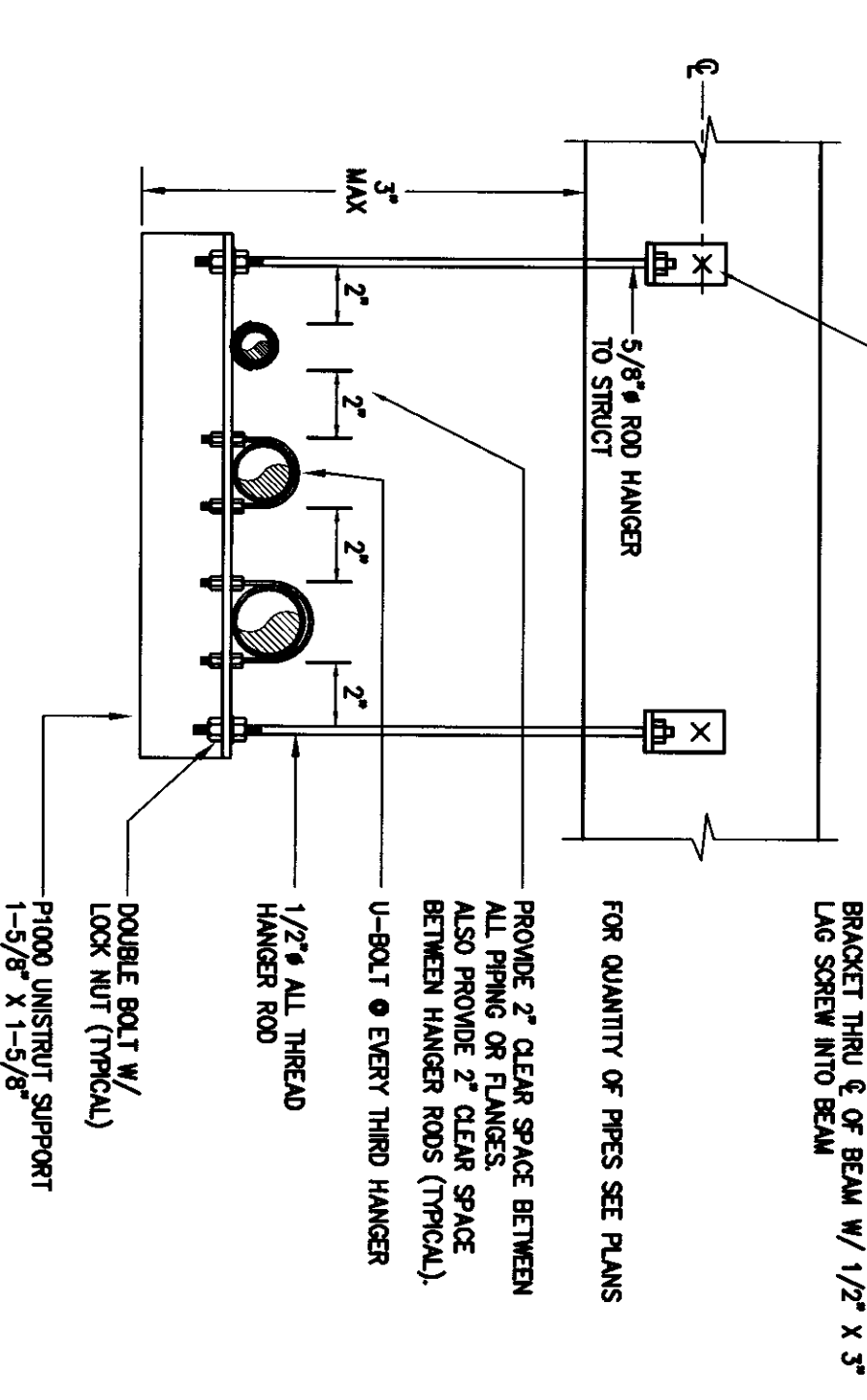
- 1 MAKE P.O.C. TO (E) 2" GAS WITH NEW FITTINGS AND RUN NEW 2" GAS BELOW GRADE.
- 2 RISE 2" GAS UP EXPOSED ON WALL AND OFFSET TO RUN ON LOW ROOF. INSTALL GAS SOY AT BASE OF RISER, PRIME AND PAINT EXPOSED PIPE TO MATCH WALL COOK.
- 3 SUPPORT PIPING TO ROOF WITH ONE-STRUT PIPE SUPPORTS. SEE DETAIL. P2.01G
- 4 MAKE P.O.C. TO (E) 1 1/2" CW AND EXTEND NEW PIPING ON ROOF TO SERVE NEW MECHANICAL EQUIPMENT.
- 5 RACK DRAIN, WATER AND GAS PIPING ON MULTI-PURPOSE EXTERIOR WALL. SUPPORT TO WALL WITH ONE-STRUT PIPE SUPPORTS.
- 6 PROVIDE OPENING THRU WALL BELOW HIGH ROOF AS REQUIRED FOR NEW PIPE PENETRATION, AND PATCH AND SEAL WATER TIGHT.
- 7 RUN PIPING EXPOSED AT CEILING NEXT TO STRUCTURAL BEAM. SUPPORT TO ROOF STRUCTURE WITH PIPE TRAPEZE. SLOPE DRAIN LINE AT 1% MIN. PRIME AND PAINT EXPOSED PIPING CEILING COOK.
- 8 1/2" CW UP THRU ROOF AND 1-1/2" CD DOWN FROM ROOF WITH ROOF FLASHING. SEE TYP. DETAIL. P1
- 9 1" GAS UP THRU ROOF WITH ROOF FLASHING.
- 10 EWP COILERS ON ROOF. SEE MECHANICAL DRAWINGS, ROUGH-IN AND CONNECT 1 1/2" CW WITH SOY, AND 3/4" CD WITH VENTED TRAP. SEE DETAIL. P2.01G
- 11 ROOF MOUNTED GAS FINNAGE. SEE MECHANICAL DRAWINGS, ROUGH-IN AND CONNECT 1-1/4" GAS WITH GAS COCK AND FLEX CONNECTOR. 1/2" CW WITH SEE TYP. DETAIL. P2
- 12 ROOF MOUNTED GAS FINNAGE. SEE MECH. DRAWINGS, ROUGH-IN AND CONNECT 1-1/4" GAS WITH GAS COCK AND FLEX CONNECTOR. 1/2" CW WITH SOY AND 3/4" DRAIN LINE.
- 13 1-1/2" DRAIN LINE DOWN THRU ROOF WITH ROOF FLASHING. EXTEND DOWN EXPOSED ON INTERIOR WALL AND STILL TO FLOOR SINK WITH 2" AIR GAP.



TYP. PIPE SUPPORT ON ROOF
SCALE: 1/4"=1'-0"




DRAIN CONNECTION DETAIL
SCALE: 1/4"=1'-0"



PIPE TRAPEZE DETAIL
SCALE: 1/4"=1'-0"



HEADQUARTERS OFFICE: 141 South Main Street, Suite 200, Los Angeles, CA 90012



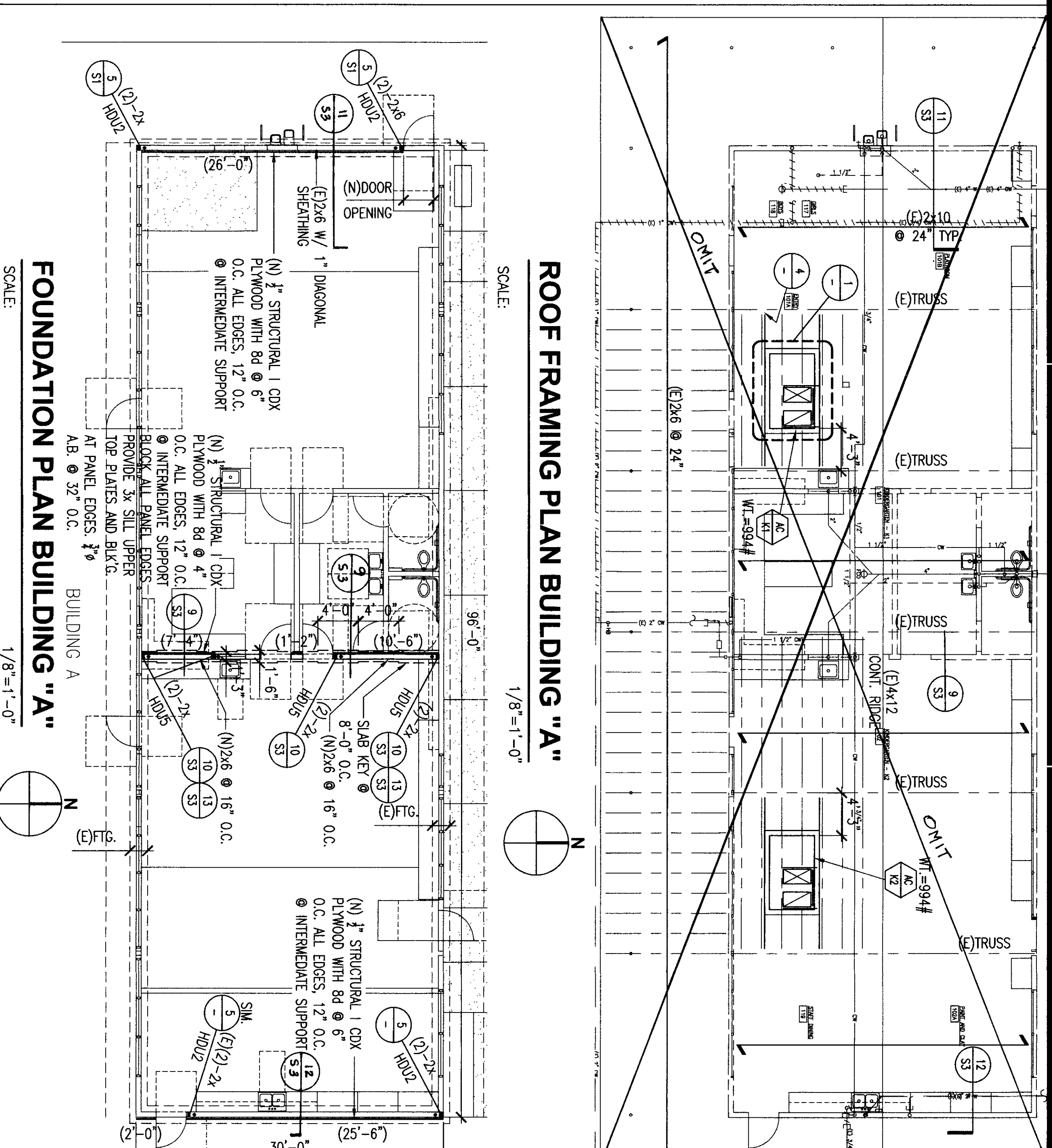
JN JOHNSON & NIESEN ASSOCIATES 511 South Broadway, Suite 200, Los Angeles, CA 90013

APPROVED: JN JOHNSON & NIESEN ASSOCIATES, REGISTERED PROFESSIONAL ENGINEERS

MODERNIZATION PROJECT AT EVERGREEN ELEMENTARY SCHOOL 2650 ROSE MADE DRIVE, BAKERSFIELD, CA 93324

ROOF FRAMING PLAN FOR BUILDING 7 & EQUIPMENT ANCHORAGE

100-01.1

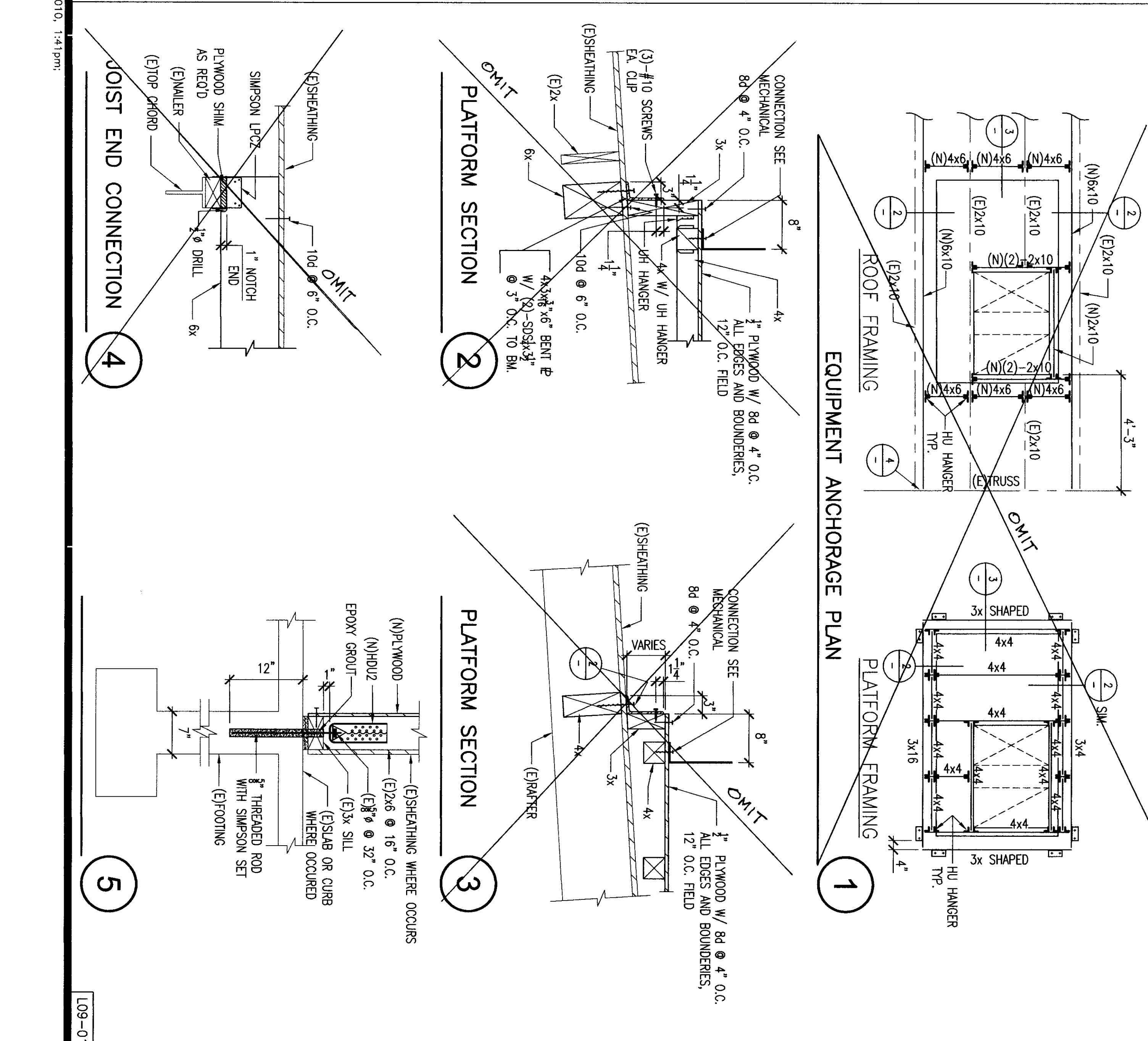


ROOF FRAMING PLAN BUILDING "A"

SCALE: 1/8" = 1'-0"

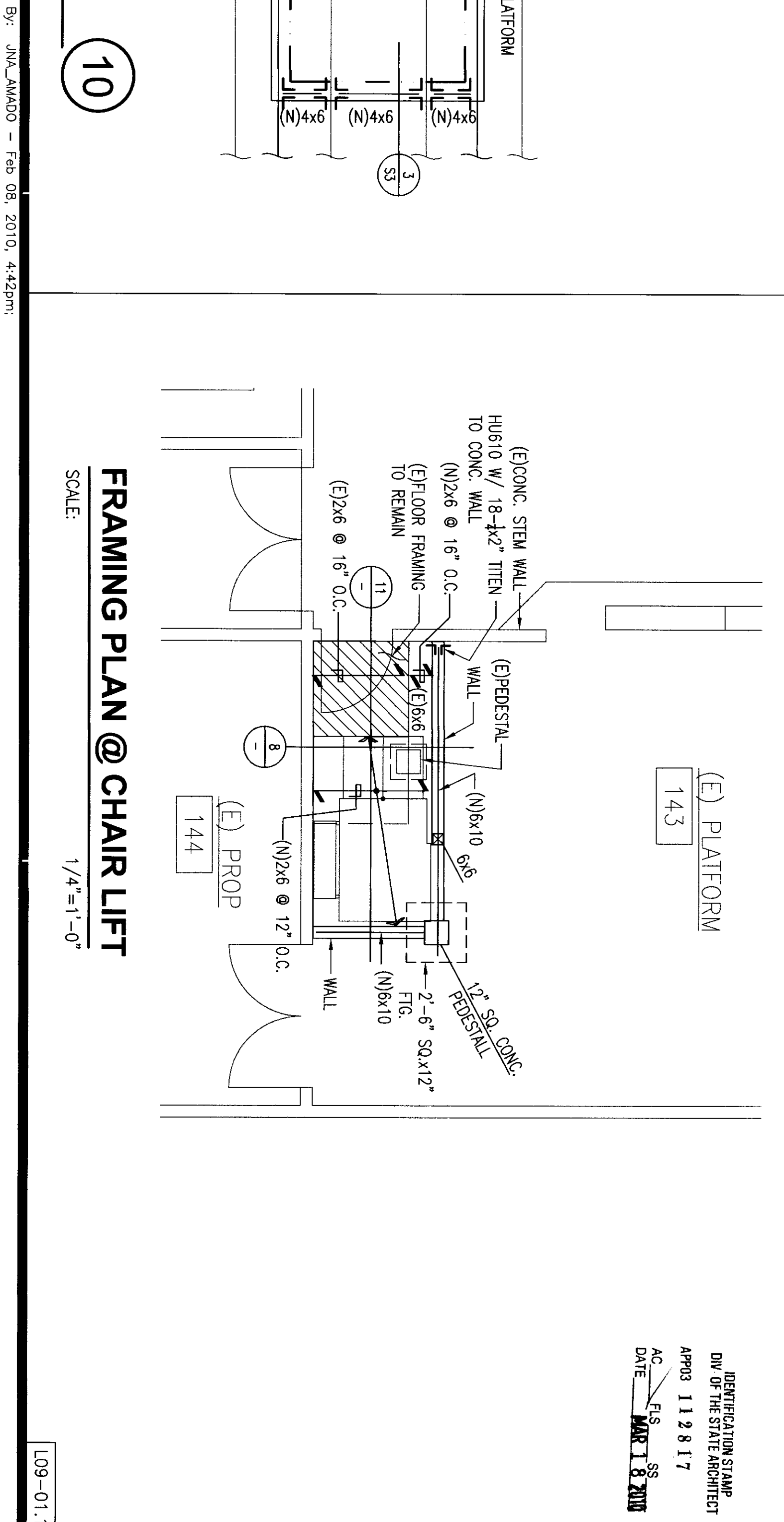
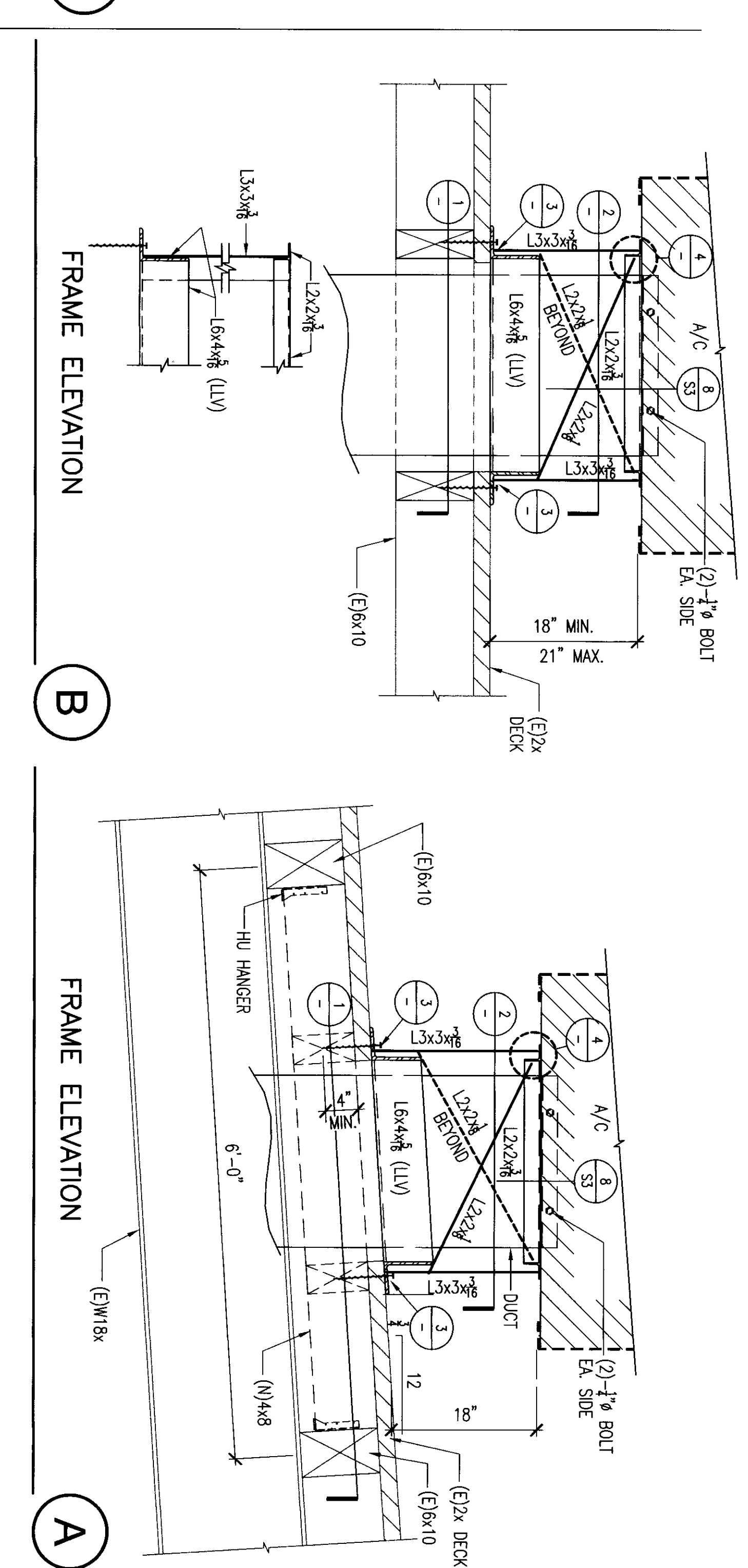
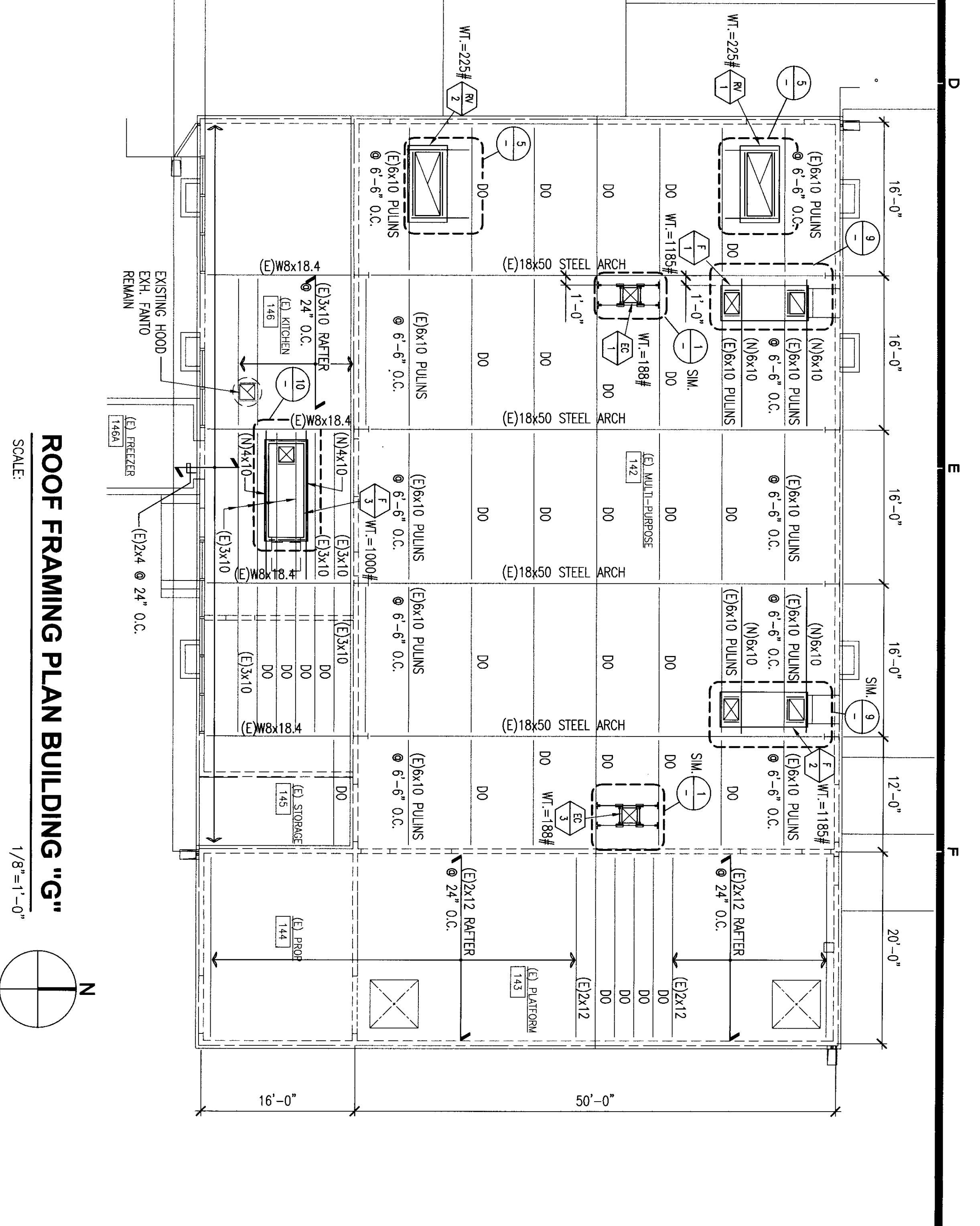
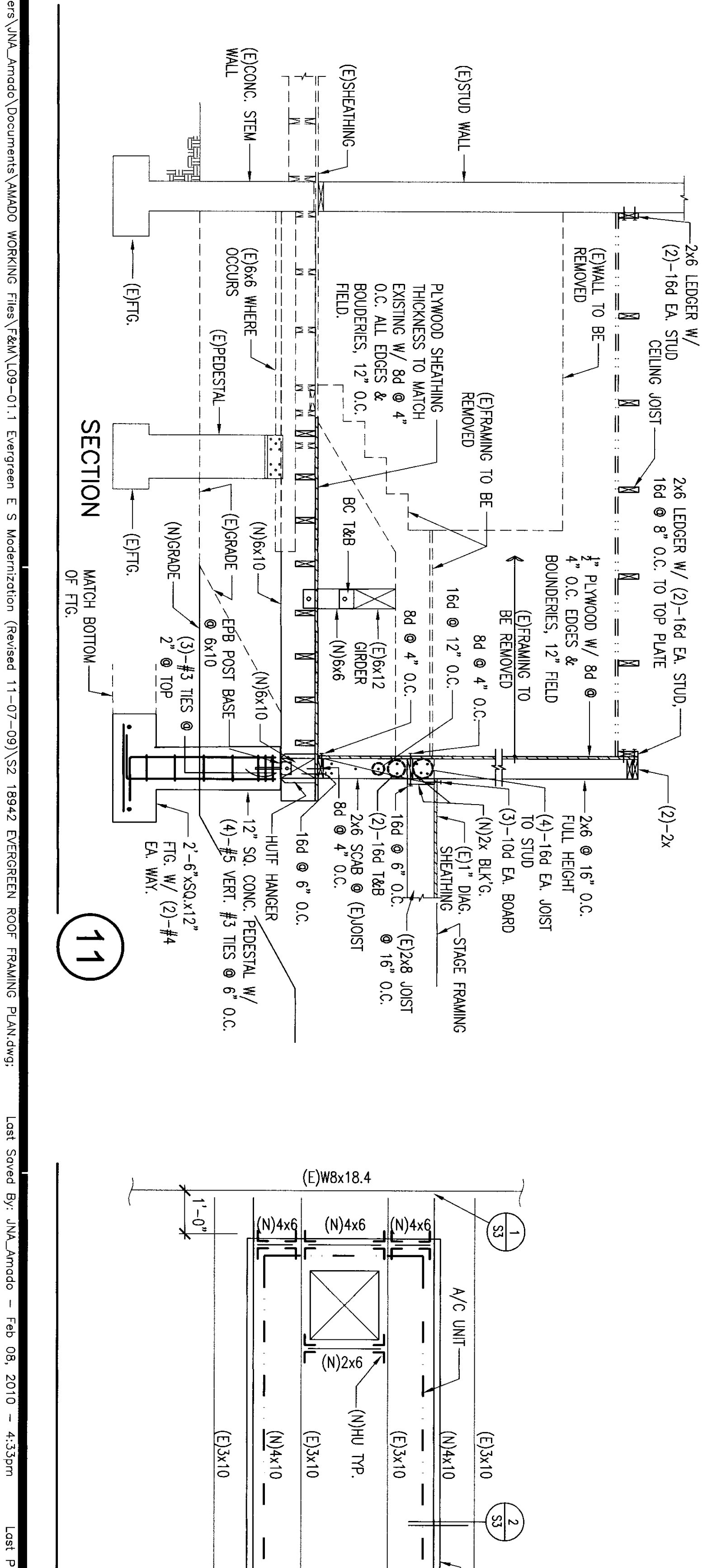
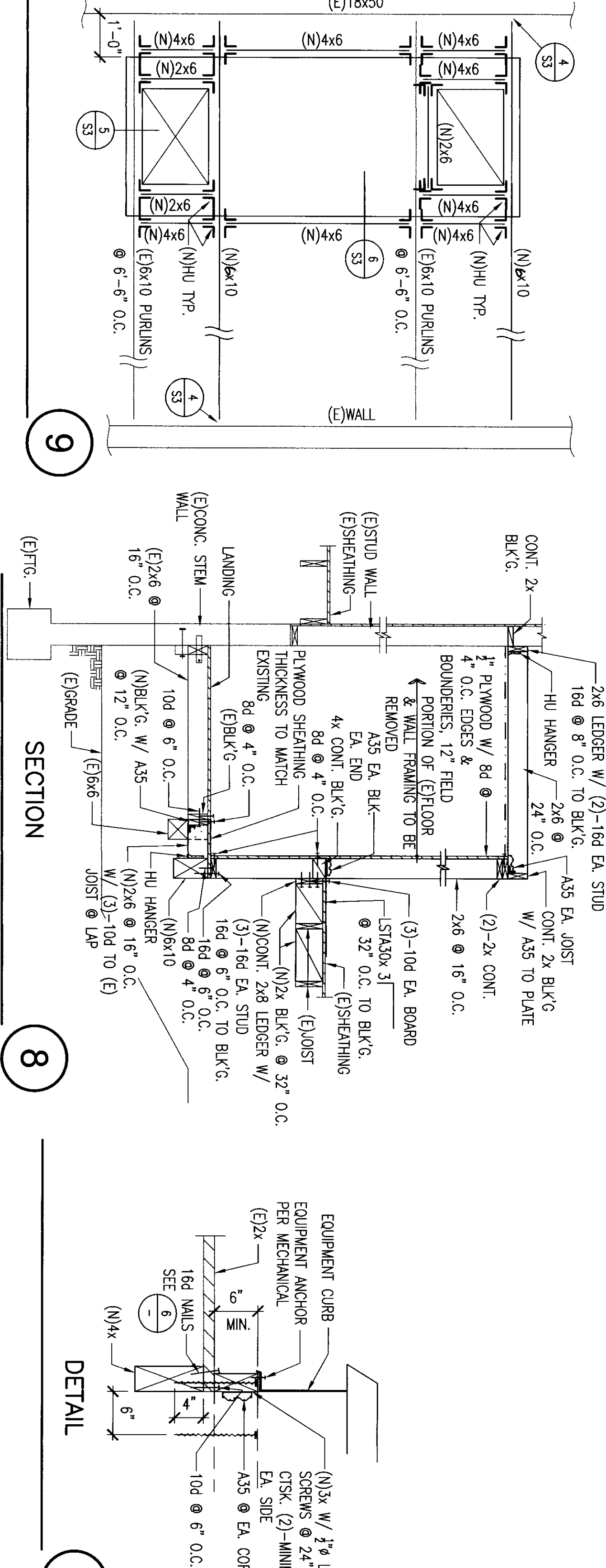
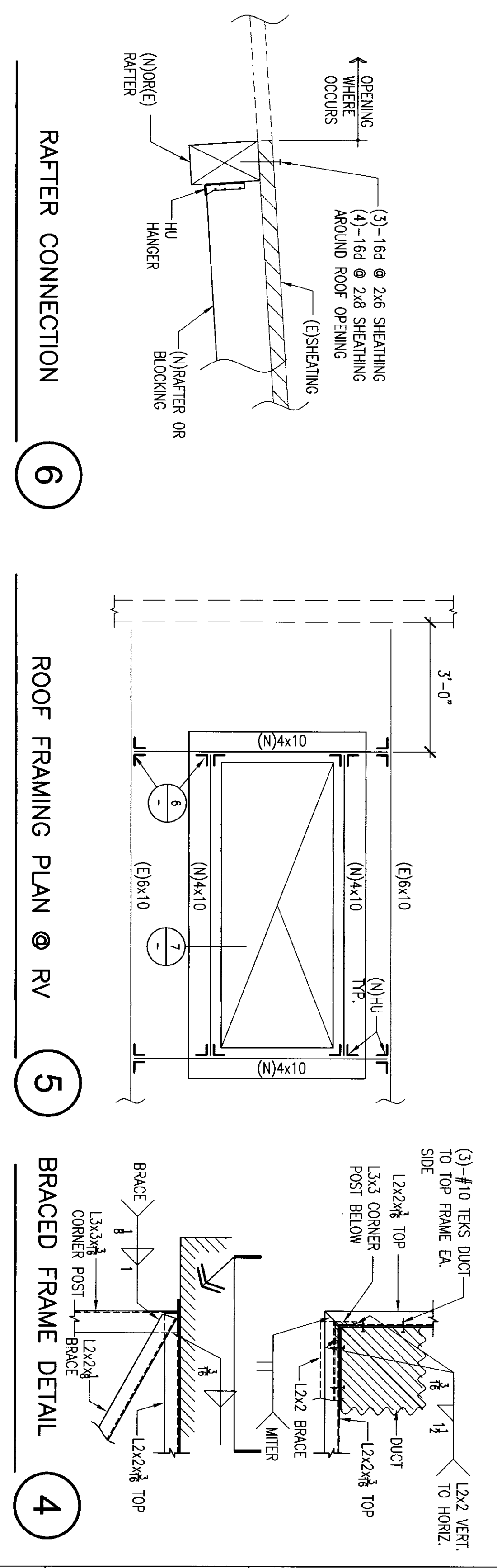
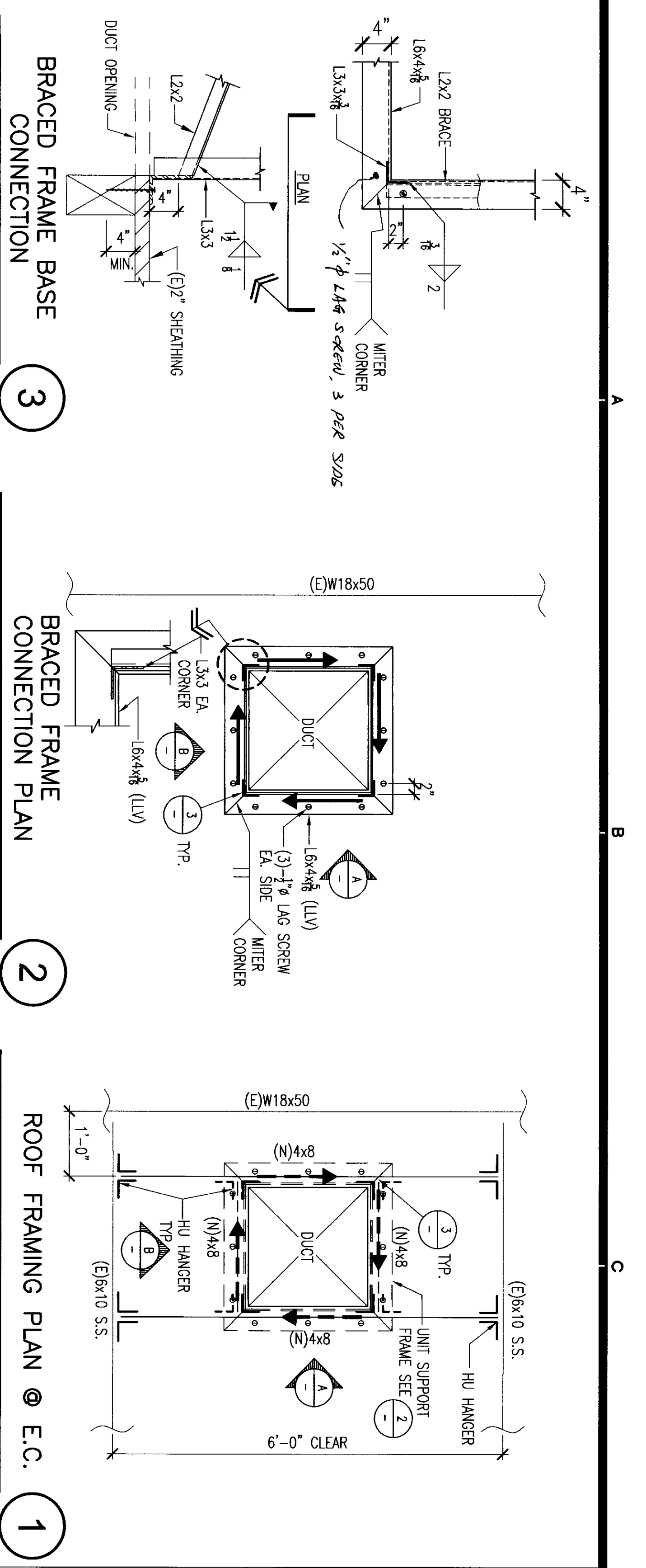
- EXISTING BUILDING: ANY EXISTING STRUCTURAL ELEMENTS WHICH ARE REMOVED OR MODIFIED MUST BE REPLACED OR ADAPTED TO CONFORM TO THE REQUIREMENTS OF THE 2007 CBC...

- GENERAL NOTES: THE FOLLOWING NOTES AND TYPICAL DETAILS APPLY TO ALL DRAWINGS UNLESS NOT OTHERWISE SPECIFIED AND WHERE SHOWN TO THE 2007 CALIFORNIA BUILDING CODE...



EQUIPMENT ANCHORAGE PLAN

1. JOIST TO JOIST CONNECTION: 2x10 JOIST, 1/2" DIA. BOLTS, 1/2" DIA. WASHERS...



FLEWELLING & MOODY
architects for education

HEADQUARTERS OFFICE:
141 South Lake Avenue, 2nd Floor
Pasadena, California 91107
Tel: 626.799.1177
Fax: 626.799.1178
E-Mail: flewelling@flewellingmoody.com

ANTELOPE VALLEY OFFICE:
1033 West Lincoln Road
Lodi, California 95240
Tel: 209.338.4444
Fax: 209.338.4445
E-Mail: antelope@flewellingmoody.com

An Encompass Group Corporation

JN JOHNSON & NIELSEN ASSOCIATES
REGISTERED PROFESSIONAL ARCHITECTS
11111 Wilshire Blvd., Suite 1000
Beverly Hills, CA 90210
Tel: (310) 224-8888
Fax: (310) 224-8889

REGISTERED PROFESSIONAL ENGINEER
11111 Wilshire Blvd., Suite 1000
Beverly Hills, CA 90210
Tel: (310) 224-8888
Fax: (310) 224-8889

IDENTIFICATION STAMP
DATE: APR 11 2 8 17
BY: PNL



REGISTERED PROFESSIONAL ARCHITECT
DATE: MAR 7 8 2010
BY: PNL

MODERNIZATION PROJECT AT
EMERGEN ELEMENTARY SCHOOL
2680 ROSE MAINE DRIVE
BAKERSFIELD, CA 93324

BAKERSFIELD CITY SCHOOL DISTRICT
ROOF FRAMING PLAN

DATE: 02-08-2010

S2



JW JOHNSON & NIELSEN ASSOCIATES
111 South Fremont Ave. Suite 800, Fremont, CA 94538
Tel: (510) 328-2888
www.johnsonnielsen.com

IT SHALL BE THE RESPONSIBILITY OF THE DESIGNER TO OBTAIN ALL NECESSARY PERMITS, ORDINANCES, REGULATIONS, SPECIFICATIONS AND OTHER MATERIALS, CONDITIONS AND REQUIREMENTS FROM THE LOCAL, STATE, FEDERAL AND INTERNATIONAL AGENCIES, AGENCIES AND AGENCIES INVOLVED IN THE DESIGN AND CONSTRUCTION OF THE PROJECT. THE DESIGNER SHALL BE RESPONSIBLE FOR OBTAINING ALL NECESSARY PERMITS, ORDINANCES, REGULATIONS, SPECIFICATIONS AND OTHER MATERIALS, CONDITIONS AND REQUIREMENTS FROM THE LOCAL, STATE, FEDERAL AND INTERNATIONAL AGENCIES, AGENCIES AND AGENCIES INVOLVED IN THE DESIGN AND CONSTRUCTION OF THE PROJECT.

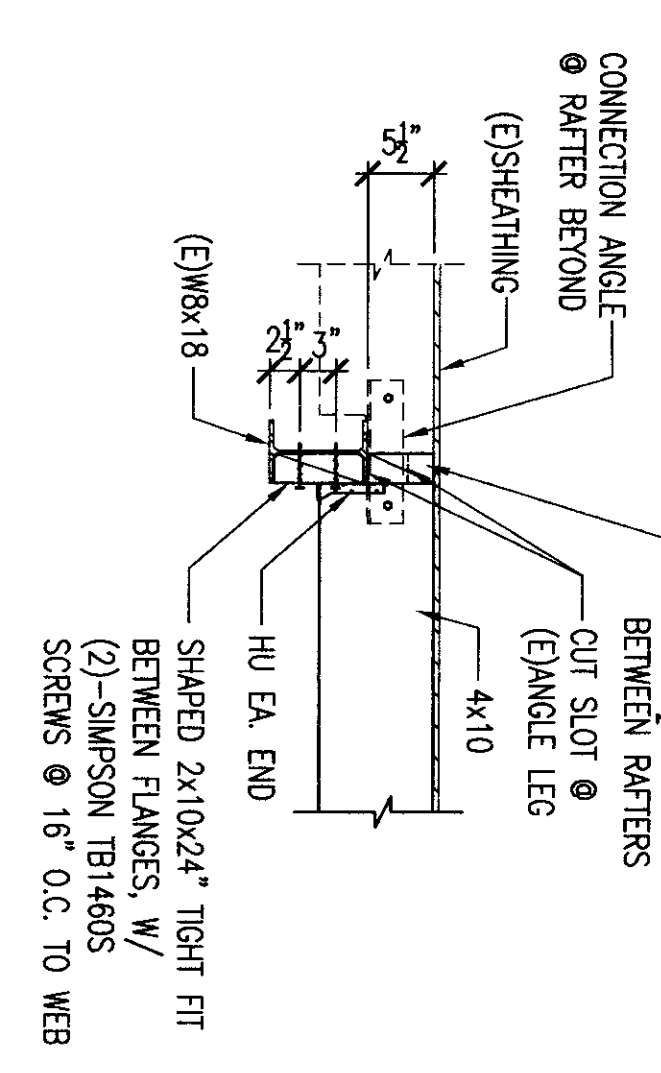
IDENTIFICATION STAMP
DATE: APR 11 2011
F.S. - S.S. 172
MAN 1 8 2010
P.N.

No.	Date	Description

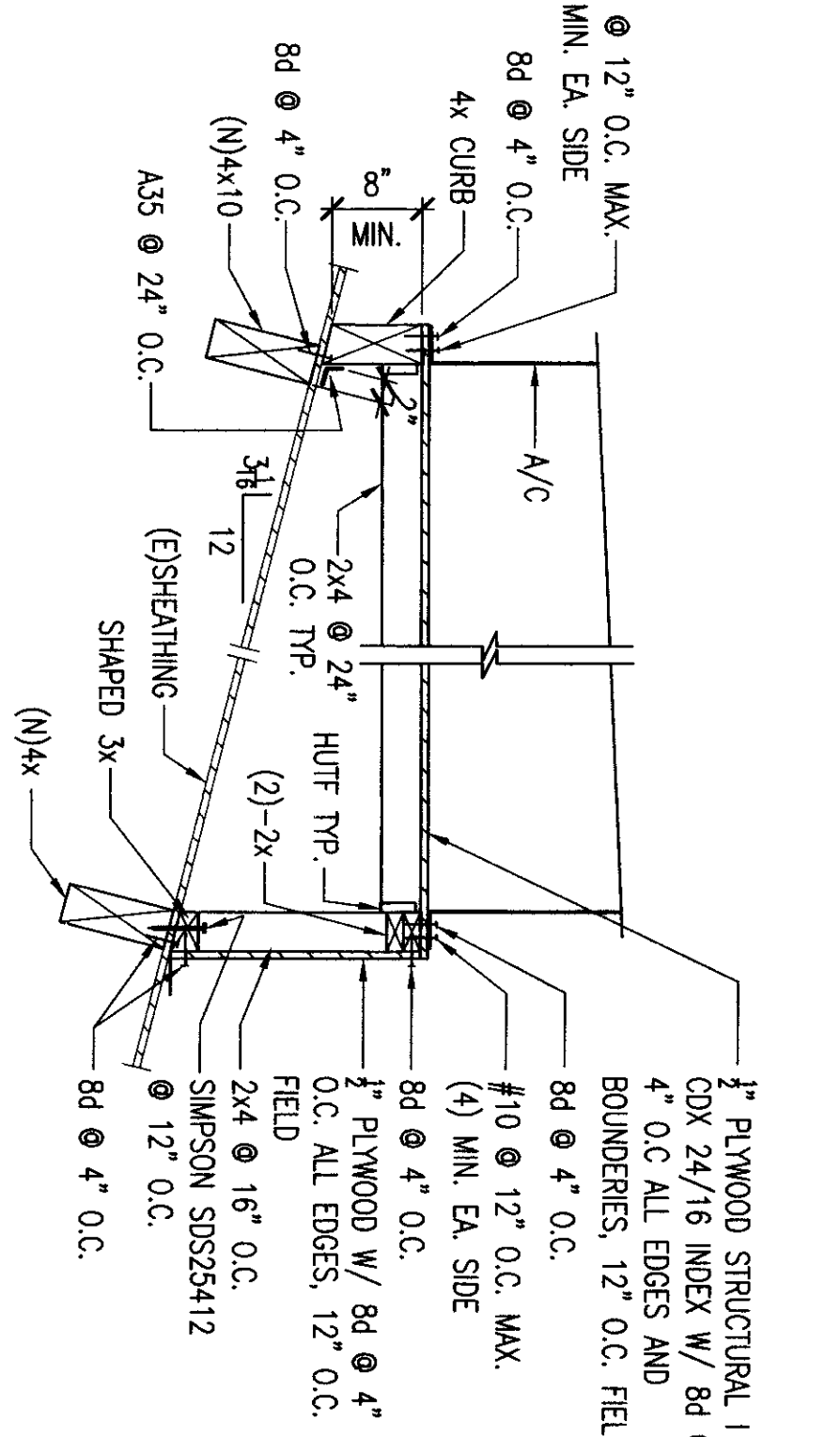
MODERNIZATION PROJECT AT
BERNARDIN ELEMENTARY SCHOOL
2800 ROSE LAURE DRIVE
Bakersfield, CA 93304

BAKERSFIELD CITY SCHOOL DISTRICT

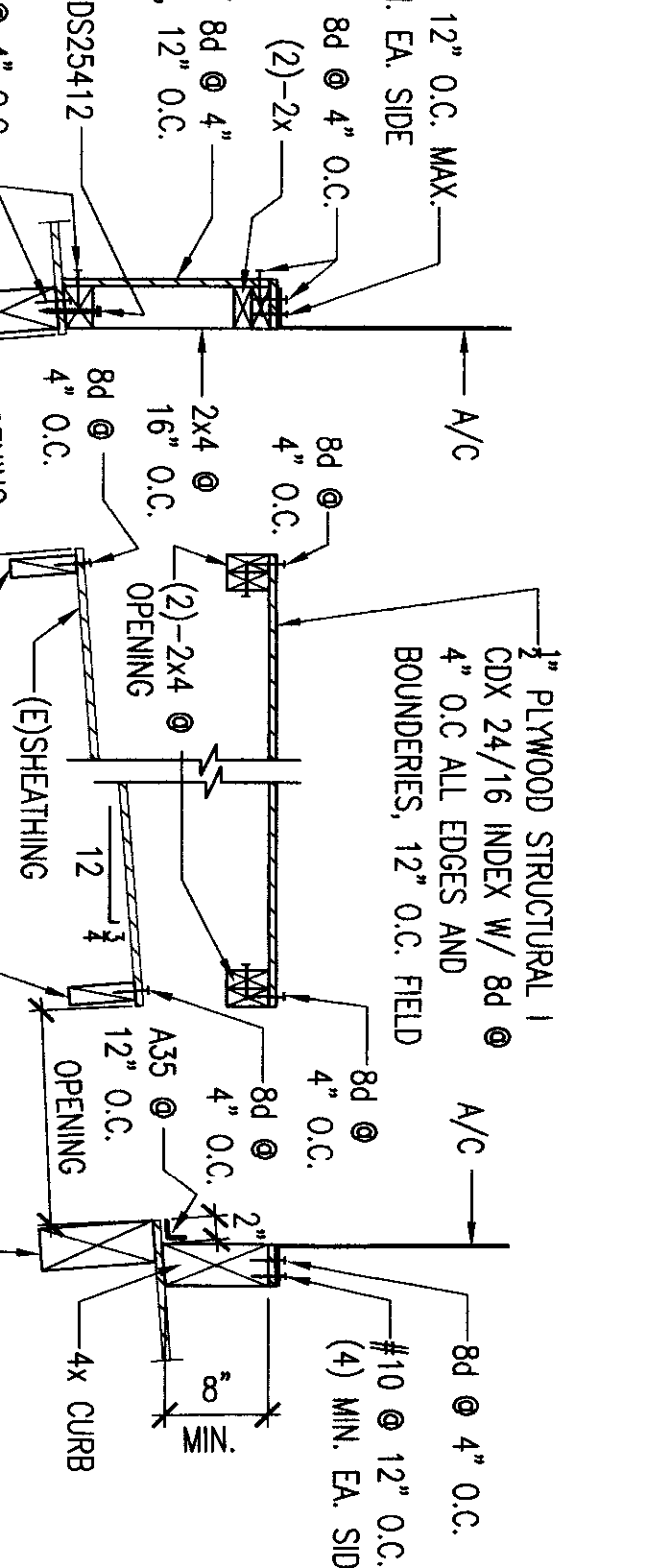
1804200
03-01-2010
S3



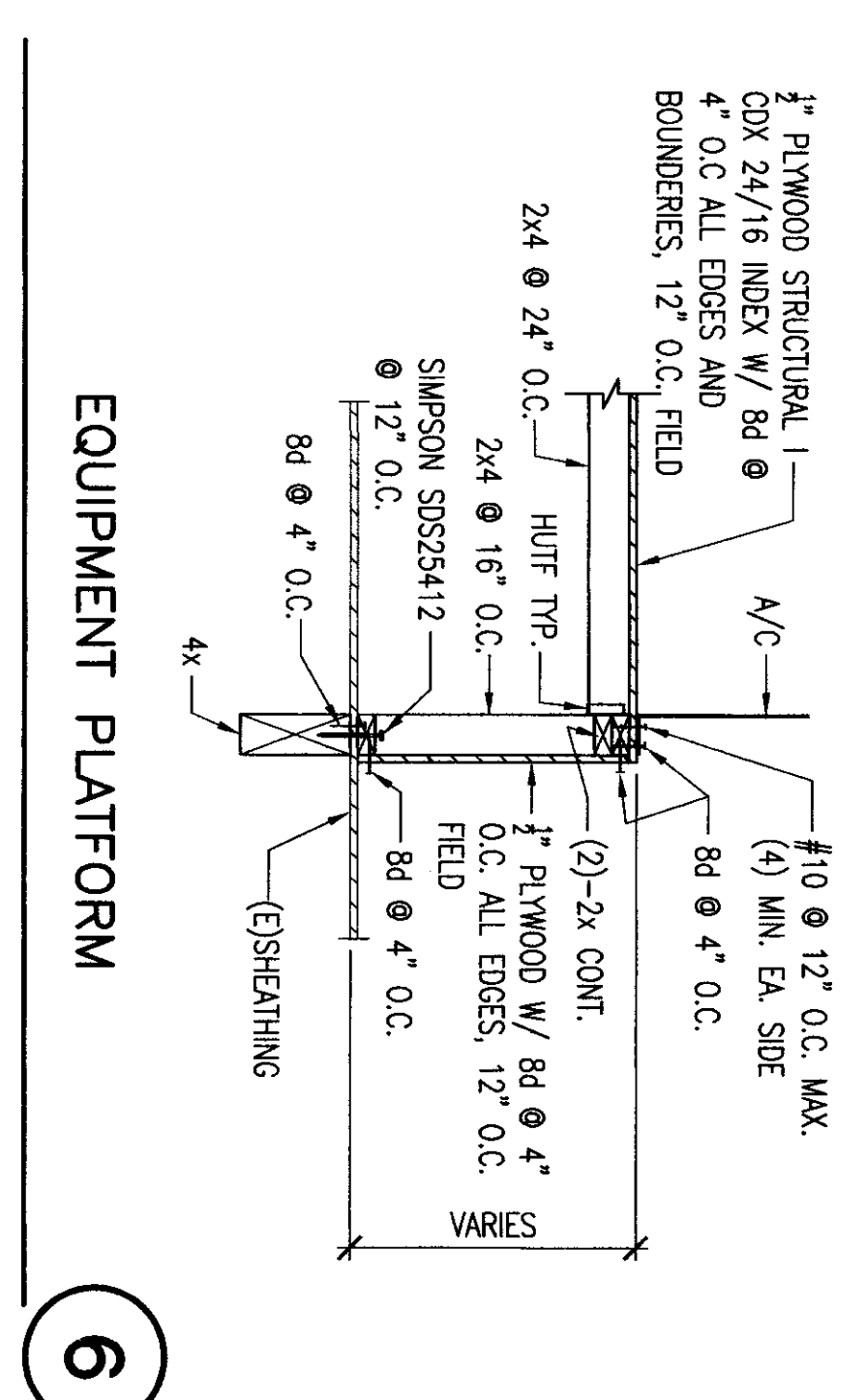
1 ROOF FRAMING CONNECTION AT HVAC SUPPORT



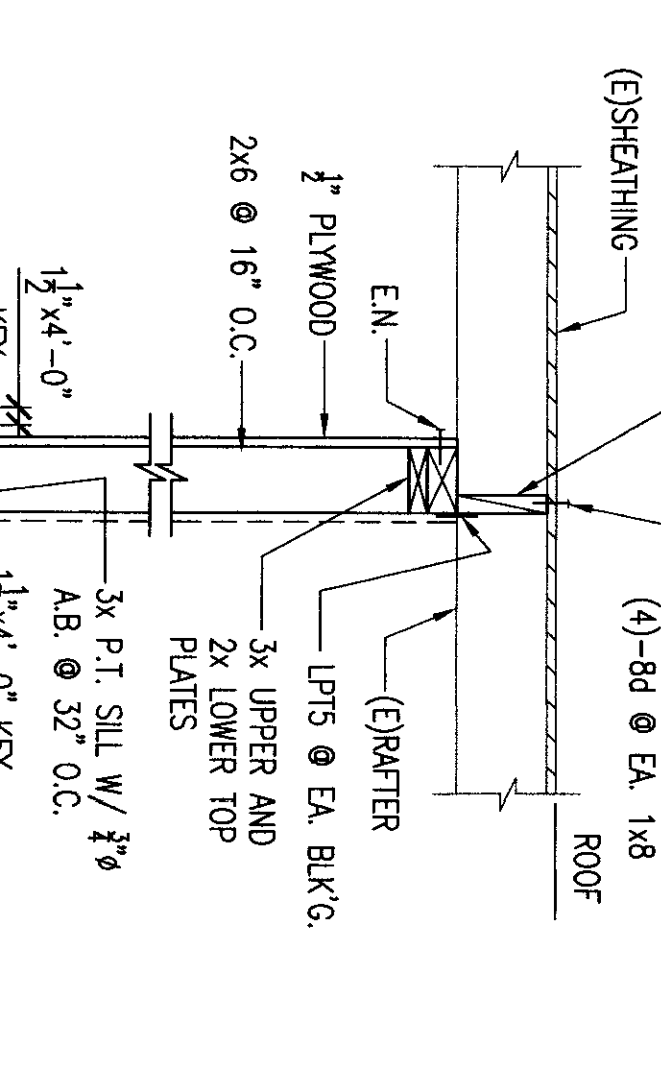
2 EQUIPMENT PLATFORM



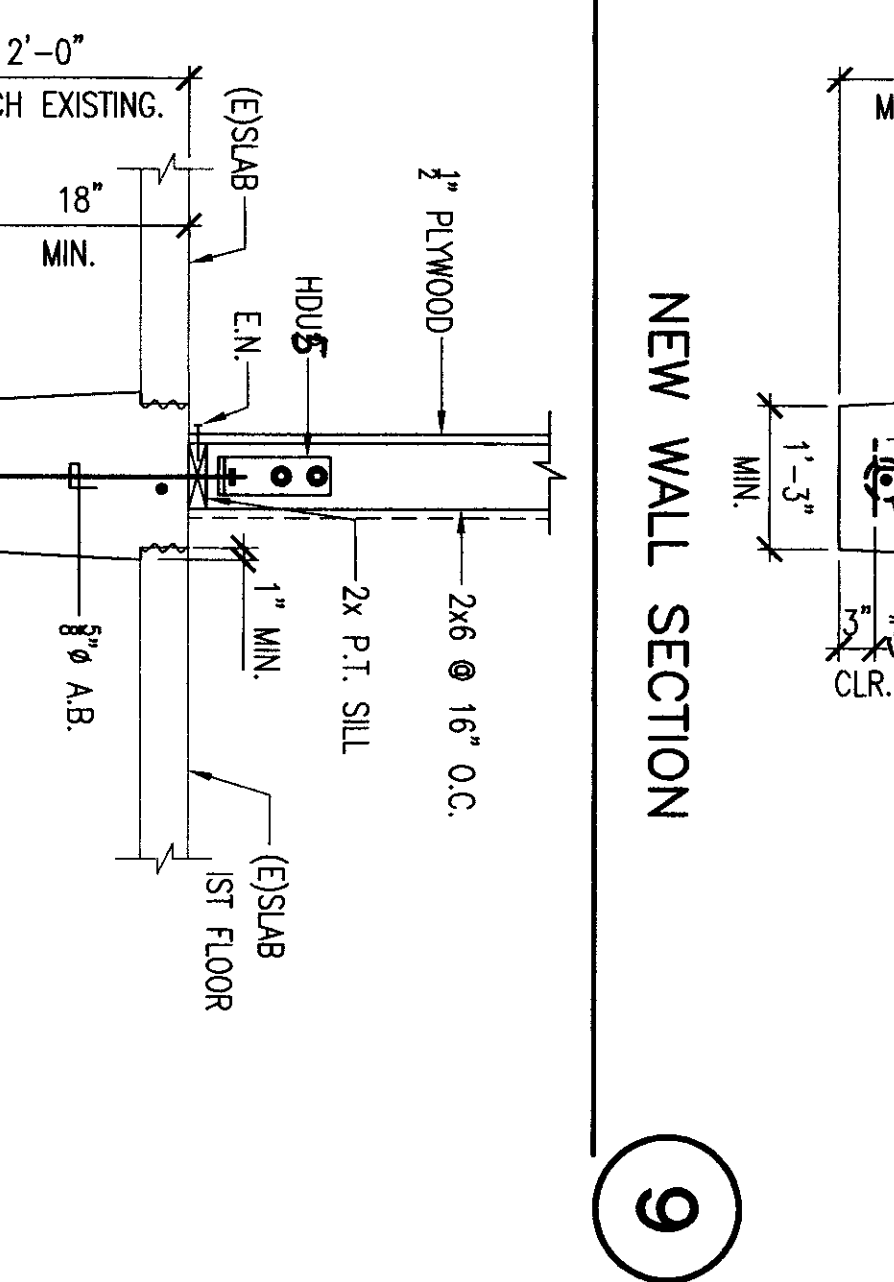
3 EQUIPMENT PLATFORM WITH DUCT OPENING



4 ROOF FRAMING CONNECTION AT HVAC SUPPORT



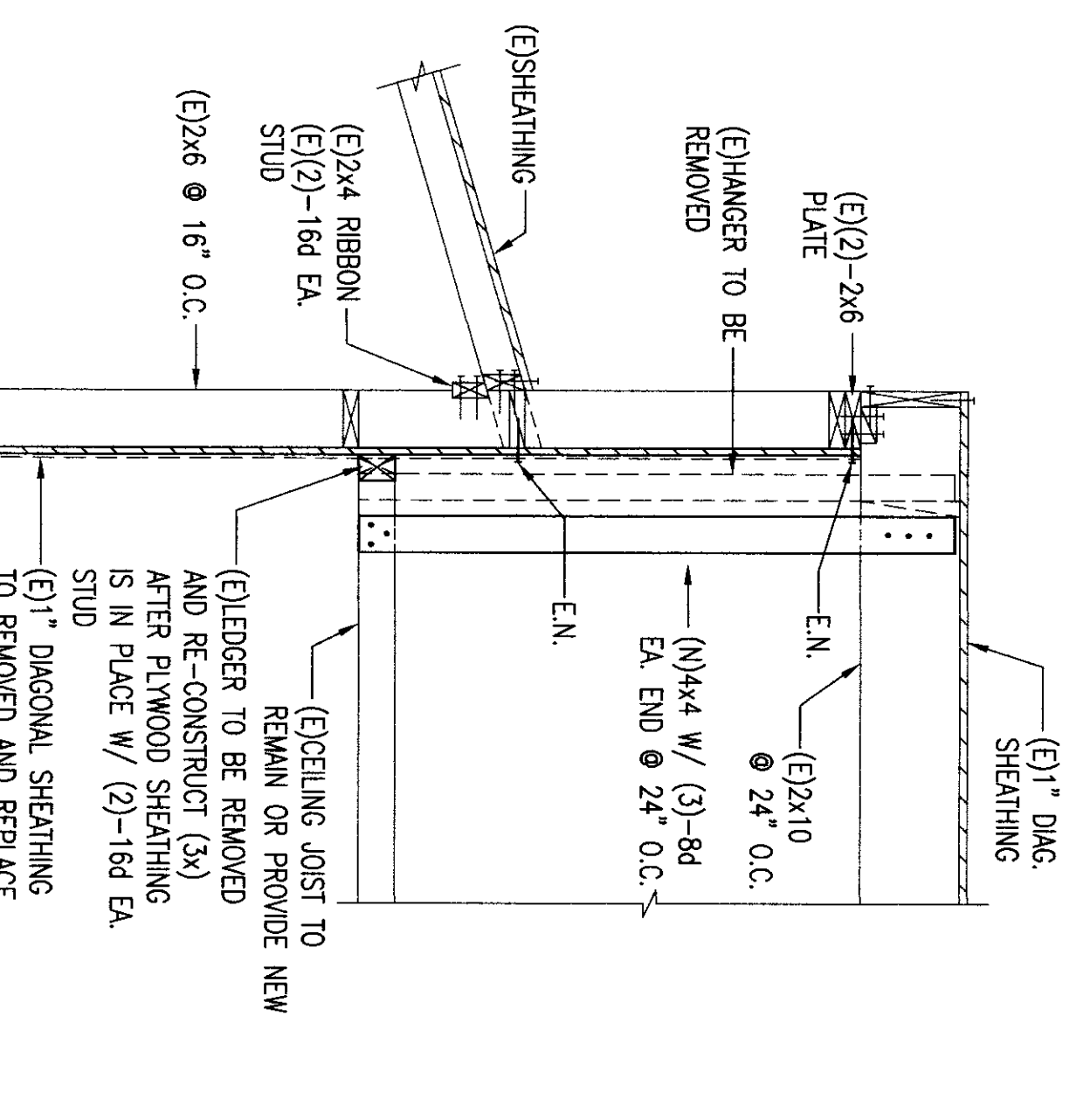

5 EQUIPMENT PLATFORM WITH DUCT OPENING



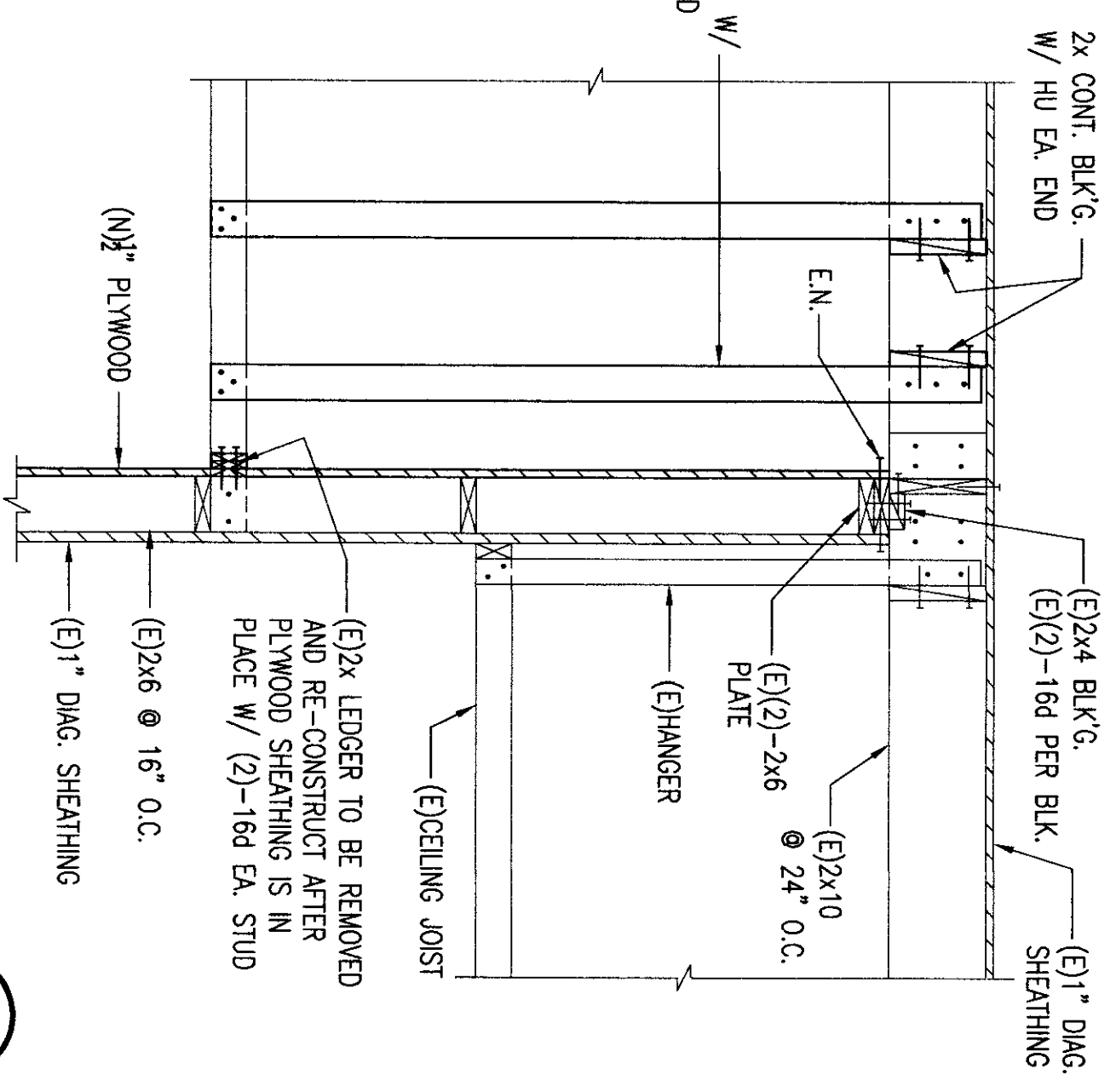
6 EQUIPMENT PLATFORM

9 NEW WALL SECTION

13 NEW FOOTING TO (E)FOOTING CONNECTION

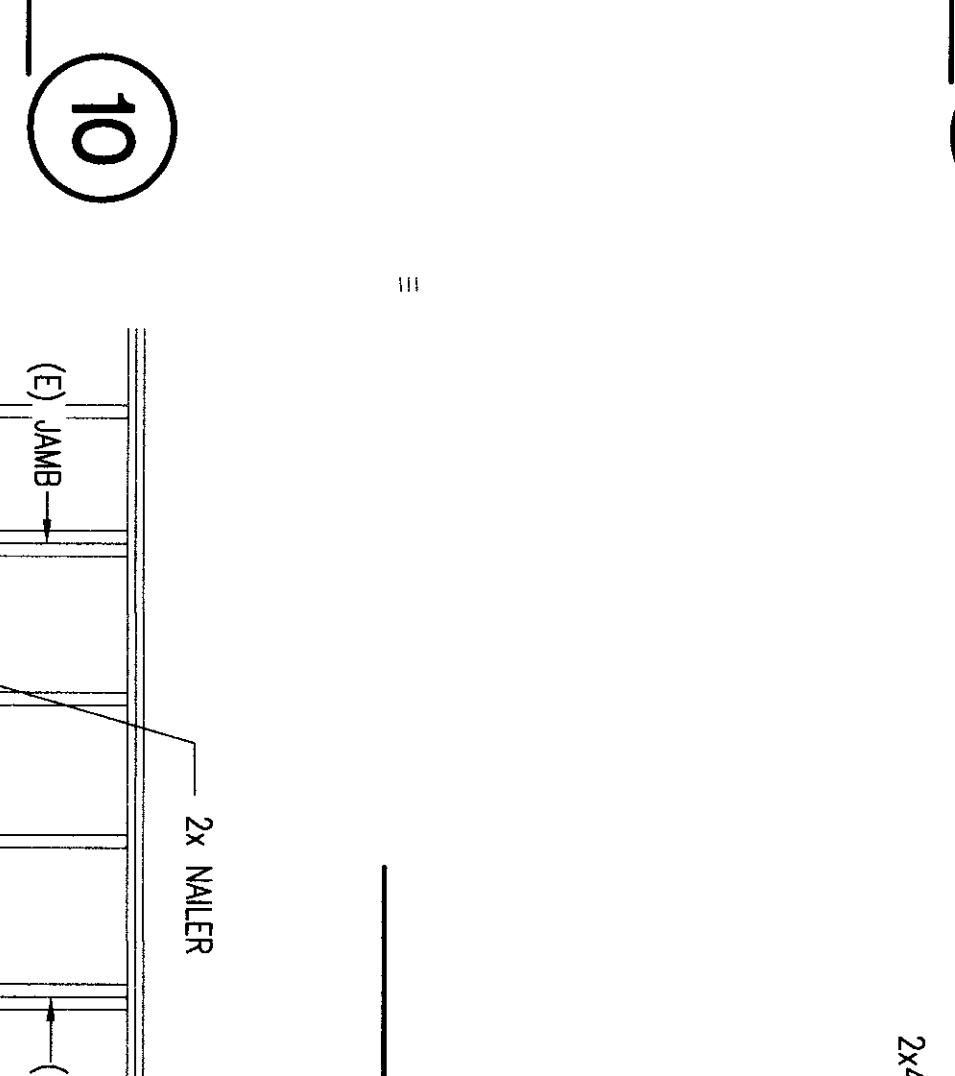


8 SECTION AT E.C. UNITS

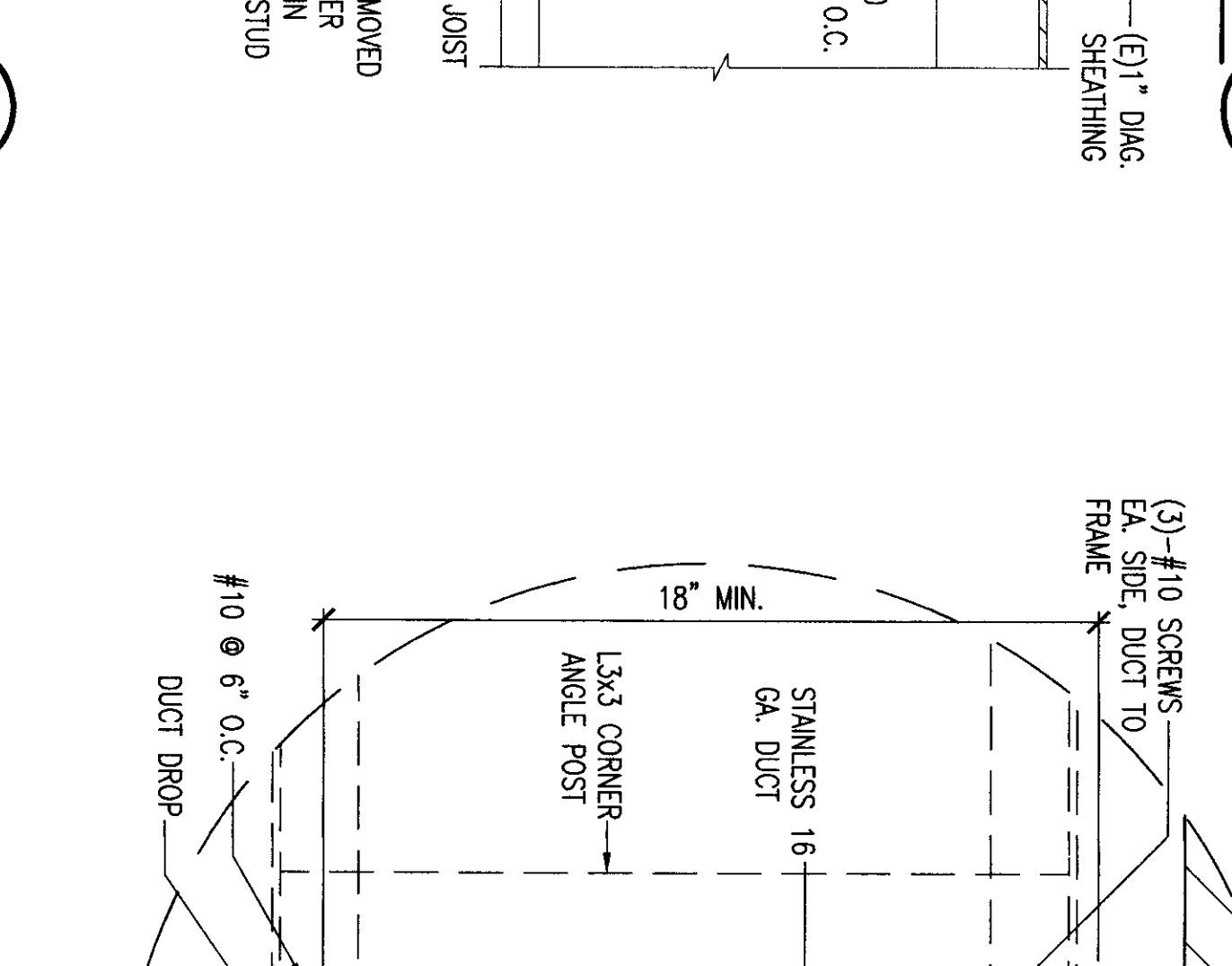


9 NEW PLYWOOD SHEAR PANEL

10 HOLD DOWN DETAIL



11 NEW PLYWOOD SHEAR PANEL



12 NEW PLYWOOD SHEAR PANEL

MODERNIZATION PROJECT AT EVERGREEN ELEMENTARY SCHOOL

2600 ROSE MARIE DRIVE
BAKERSFIELD, CA 93304

BAKERSFIELD CITY SCHOOL DISTRICT

SCOPE OF WORK

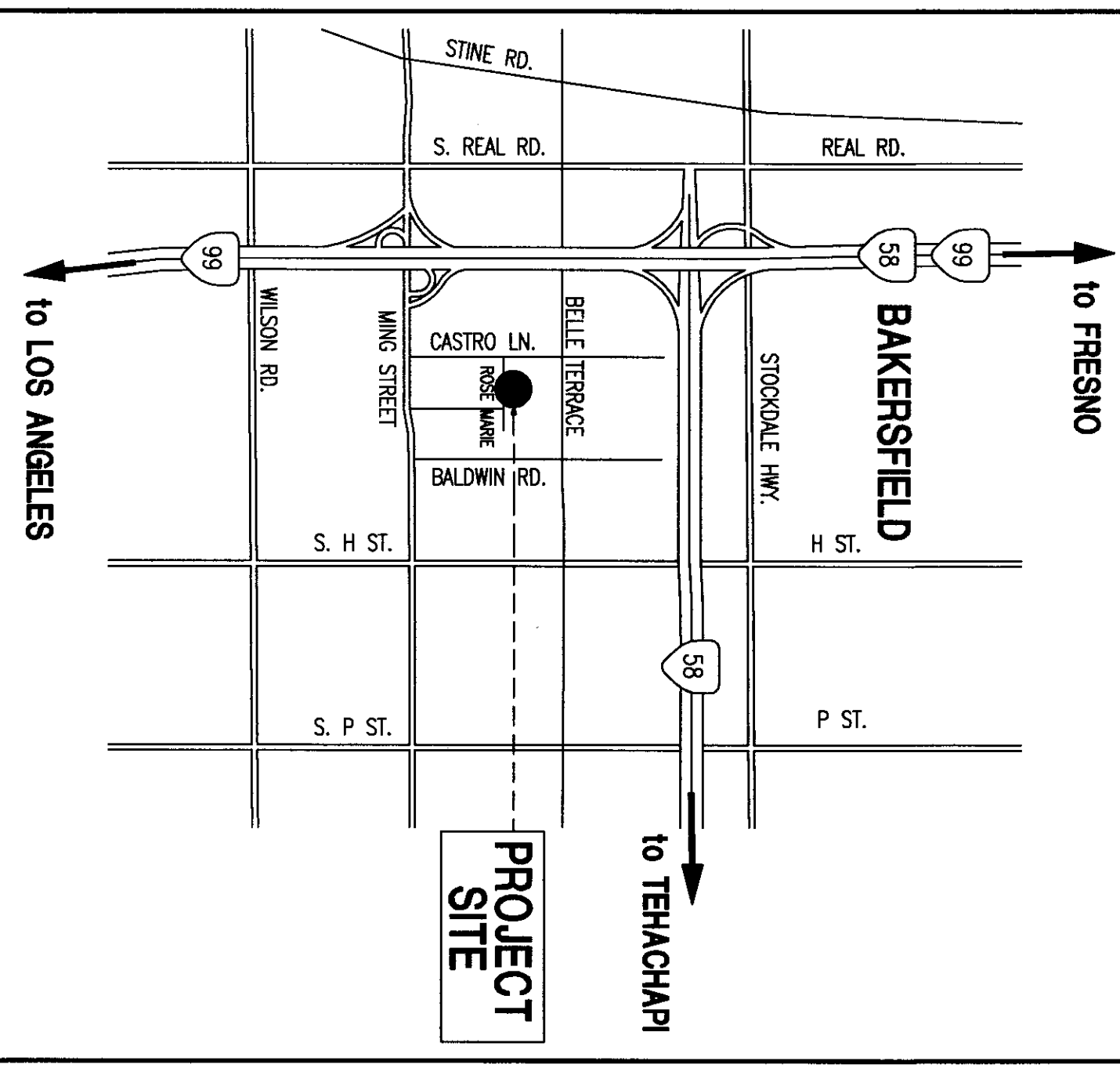
THE PROJECT SCOPE OF WORK CONSISTS OF BUT NOT LIMITED TO:
- MODERNIZATION OF 16 (E) CLASSROOMS, 10 (E) RESTROOMS (E) ADMINISTRATION AND (E) MULTI-PURPOSE BUILDINGS.
- CAMPUS WIDE FIRE ALARM UPGRADE, (E) BUILDING A, B, C, D, E, F, G AND

HAZARDOUS MATERIAL DISCLAIMER

The Owner is responsible for all hazardous material testing, abatement and handling. The Owner hired a separate consultant to perform initial testing, analysis, identification and to develop a full and thorough report of their findings including methods and means for the remediation of any and all hazardous materials identified in said report. This report may or may not be included in the Contract Documents and may or may not be referred to in the Contract Documents. The Contractor shall be responsible for the removal or encapsulation of any hazardous material identified in the report of the Owner's Consultant and shall be responsible for the removal or encapsulation of any hazardous material identified in the report of the Owner's Consultant. The Contractor shall be responsible for the removal or encapsulation of any hazardous material identified in the report of the Owner's Consultant. The Contractor shall be responsible for the removal or encapsulation of any hazardous material identified in the report of the Owner's Consultant. The Contractor shall be responsible for the removal or encapsulation of any hazardous material identified in the report of the Owner's Consultant.

APPLICABLE CODES

- 2007 BUILDING STANDARDS ADMINISTRATIVE CODE, PART 1, TITLE 24 C.C.R.
- 2007 CALIFORNIA BUILDING CODE (CBC), PART 2, TITLE 24 C.C.R.
- (2006 INTERNATIONAL BUILDING CODE VOLUMES 1-7 & 2007 CALIFORNIA AMENDMENTS)
- 2007 CALIFORNIA ELECTRICAL CODE (CEC), PART 3, TITLE 24 C.C.R.
- (2005 NATIONAL ELECTRICAL CODE (NEC), PART 4, TITLE 24 C.C.R.)
- 2007 CALIFORNIA MECHANICAL CODE (CMC), PART 5, TITLE 24 C.C.R.
- (2006 INTERNATIONAL MECHANICAL CODE & 2007 CALIFORNIA AMENDMENTS)
- 2007 CALIFORNIA PLUMBING CODE (CPC), PART 5, TITLE 24 C.C.R.
- (2006 INTERNATIONAL PLUMBING CODE & 2007 CALIFORNIA AMENDMENTS)
- 2007 CALIFORNIA ENERGY CODE, PART 6, TITLE 24 C.C.R.
- 2007 CALIFORNIA FIRE CODE (CFC), PART 7, TITLE 24 C.C.R.
- (2006 CALIFORNIA FIRE CODE & 2007 CALIFORNIA AMENDMENTS)
- 2007 CALIFORNIA PUBLIC SAFETY, STATE FIRE MARSHAL REGULATIONS, TITLE 19, C.C.R.



VICINITY MAP

NO SCALE

FINISH HARDWARE

ASSA ABLOY Door Security Solutions, Southern CA
1281 N. LAKVIEW AVE., Suite A
AMHEM, CA 92507
(714) 779-3030 ext. 114
(714) 779-3040 FAX
CONTACT: MIKI BROWN

MECHANICAL ENGINEER

STEVE BURKE
141 SOUTH LARK AVENUE
PASADENA, CA 91101
(626) 449-6787
(626) 449-6777 FAX
CONTACT: STEVE BURKE

ELECTRICAL ENGINEER

JUPE ELECTRICAL ENGINEERING LIGHTING DESIGN
5500 KING AVENUE, SUITE 251
BAKERSFIELD, CA 93309
(861) 831-7851
(861) 831-7813 FAX
CONTACT: JOHN WALONEY

PROJECT DATA

BUILDING	APPROVED APPLICATION #	OCCUPANCY TYPE	CONSTRUCTION TYPE	AREA	NUMBER STORES
(E) UNDERGROUND BUILDING 'X'	M 5813	E	V-B NON SPRINKLER	3,848 SF	1
(E) ADMINISTRATION BUILDING 'B'	M 5813	B	V-B NON SPRINKLER	5,828 SF	1
(E) CLASSROOM BUILDING 'C' AND 'D'	M 5813	E	V-B NON SPRINKLER	11,782 SF	1
(E) CLASSROOM BUILDING 'E' AND 'F'	M 5813	E	V-B NON SPRINKLER	11,782 SF	1
(E) MULTI-PURPOSE BUILDING 'S'	M 5813	E	V-B NON SPRINKLER	6,332 SF	1
(E) WORKSHOP THEATRE/CLASSROOM BUILDING 'K'	M 03-11885	E	V-B NON SPRINKLER	1,082 SF	1

BUILDING 'X' E OCCUPANCY	ALLOWABLE AREA INCREASE	WORKLOAD PER CBC 506
BUILDING 'X' E OCCUPANCY 3,848 SF	131,240	3,848
ALLOWABLE AREA INCREASE PER CBC 506	131,240	3,848
# = 131,240 / 3,848 = 34		
BUILDING 'B' E OCCUPANCY 5,828 SF	131,240	5,828
ALLOWABLE AREA INCREASE PER CBC 506	131,240	5,828
# = 131,240 / 5,828 = 22		
BUILDING 'C' AND 'D' E OCCUPANCY 11,782 SF	131,240	11,782
ALLOWABLE AREA INCREASE PER CBC 506	131,240	11,782
# = 131,240 / 11,782 = 11		
BUILDING 'E' AND 'F' E OCCUPANCY 11,782 SF	131,240	11,782
ALLOWABLE AREA INCREASE PER CBC 506	131,240	11,782
# = 131,240 / 11,782 = 11		
BUILDING 'S' E OCCUPANCY 6,332 SF	131,240	6,332
ALLOWABLE AREA INCREASE PER CBC 506	131,240	6,332
# = 131,240 / 6,332 = 20		
BUILDING 'K' E OCCUPANCY 1,082 SF	131,240	1,082
ALLOWABLE AREA INCREASE PER CBC 506	131,240	1,082
# = 131,240 / 1,082 = 121		

AM-TTECH INSPECTION SERVICES LLC
3888 ALBERTA AVE., SUITE 200
SAN LEANDRO, CA 94574
OFFICE: (925) 952-8888
CELL: (925) 952-8888
WWW.AM-TTECH.COM

March 5, 2010
California Department of General Services
Attn: Evergreen Elementary Redevelopable Classrooms & Restroom
Bakersfield City School District
File# 15.6
AM03-112349-112349
Attn: Shingul Uthayakumaran Correa

Regarding the project listed above the Fire Alarm system is operational, the buildings are ready to be completed and the Accessible POT is complete, the completion of this project please contact me at the number listed above.

Brian Phillips Inspector of Record

Brian Phillips

This certification (CA 09-112817) shall not be certified until the application 09-112349 has been reviewed & completed.

SHEET INDEX

- ARCHITECTURAL
- A0.01 TITLE SHEET
- A0.02 GENERAL NOTES AND SITE DETAILS
- A0.03 GENERAL NOTES AND SITE DETAILS
- A0.04 GENERAL NOTES AND SITE DETAILS
- A0.05 GENERAL NOTES AND SITE DETAILS
- A0.06 GENERAL NOTES AND SITE DETAILS
- A0.07 GENERAL NOTES AND SITE DETAILS
- A0.08 GENERAL NOTES AND SITE DETAILS
- A0.09 GENERAL NOTES AND SITE DETAILS
- A0.10 GENERAL NOTES AND SITE DETAILS
- A0.11 GENERAL NOTES AND SITE DETAILS
- A0.12 GENERAL NOTES AND SITE DETAILS
- A0.13 GENERAL NOTES AND SITE DETAILS
- A0.14 GENERAL NOTES AND SITE DETAILS
- A0.15 GENERAL NOTES AND SITE DETAILS
- A0.16 GENERAL NOTES AND SITE DETAILS
- A0.17 GENERAL NOTES AND SITE DETAILS
- A0.18 GENERAL NOTES AND SITE DETAILS
- A0.19 GENERAL NOTES AND SITE DETAILS
- A0.20 GENERAL NOTES AND SITE DETAILS
- A0.21 GENERAL NOTES AND SITE DETAILS
- A0.22 GENERAL NOTES AND SITE DETAILS
- A0.23 GENERAL NOTES AND SITE DETAILS
- A0.24 GENERAL NOTES AND SITE DETAILS
- A0.25 GENERAL NOTES AND SITE DETAILS
- A0.26 GENERAL NOTES AND SITE DETAILS
- A0.27 GENERAL NOTES AND SITE DETAILS
- A0.28 GENERAL NOTES AND SITE DETAILS
- A0.29 GENERAL NOTES AND SITE DETAILS
- A0.30 GENERAL NOTES AND SITE DETAILS
- A0.31 GENERAL NOTES AND SITE DETAILS
- A0.32 GENERAL NOTES AND SITE DETAILS
- A0.33 GENERAL NOTES AND SITE DETAILS
- A0.34 GENERAL NOTES AND SITE DETAILS
- A0.35 GENERAL NOTES AND SITE DETAILS
- A0.36 GENERAL NOTES AND SITE DETAILS
- A0.37 GENERAL NOTES AND SITE DETAILS
- A0.38 GENERAL NOTES AND SITE DETAILS
- A0.39 GENERAL NOTES AND SITE DETAILS
- A0.40 GENERAL NOTES AND SITE DETAILS
- A0.41 GENERAL NOTES AND SITE DETAILS
- A0.42 GENERAL NOTES AND SITE DETAILS
- A0.43 GENERAL NOTES AND SITE DETAILS
- A0.44 GENERAL NOTES AND SITE DETAILS
- A0.45 GENERAL NOTES AND SITE DETAILS
- A0.46 GENERAL NOTES AND SITE DETAILS
- A0.47 GENERAL NOTES AND SITE DETAILS
- A0.48 GENERAL NOTES AND SITE DETAILS
- A0.49 GENERAL NOTES AND SITE DETAILS
- A0.50 GENERAL NOTES AND SITE DETAILS
- A0.51 GENERAL NOTES AND SITE DETAILS
- A0.52 GENERAL NOTES AND SITE DETAILS
- A0.53 GENERAL NOTES AND SITE DETAILS
- A0.54 GENERAL NOTES AND SITE DETAILS
- A0.55 GENERAL NOTES AND SITE DETAILS
- A0.56 GENERAL NOTES AND SITE DETAILS
- A0.57 GENERAL NOTES AND SITE DETAILS
- A0.58 GENERAL NOTES AND SITE DETAILS
- A0.59 GENERAL NOTES AND SITE DETAILS
- A0.60 GENERAL NOTES AND SITE DETAILS
- A0.61 GENERAL NOTES AND SITE DETAILS
- A0.62 GENERAL NOTES AND SITE DETAILS
- A0.63 GENERAL NOTES AND SITE DETAILS
- A0.64 GENERAL NOTES AND SITE DETAILS
- A0.65 GENERAL NOTES AND SITE DETAILS
- A0.66 GENERAL NOTES AND SITE DETAILS
- A0.67 GENERAL NOTES AND SITE DETAILS
- A0.68 GENERAL NOTES AND SITE DETAILS
- A0.69 GENERAL NOTES AND SITE DETAILS
- A0.70 GENERAL NOTES AND SITE DETAILS
- A0.71 GENERAL NOTES AND SITE DETAILS
- A0.72 GENERAL NOTES AND SITE DETAILS
- A0.73 GENERAL NOTES AND SITE DETAILS
- A0.74 GENERAL NOTES AND SITE DETAILS
- A0.75 GENERAL NOTES AND SITE DETAILS
- A0.76 GENERAL NOTES AND SITE DETAILS
- A0.77 GENERAL NOTES AND SITE DETAILS
- A0.78 GENERAL NOTES AND SITE DETAILS
- A0.79 GENERAL NOTES AND SITE DETAILS
- A0.80 GENERAL NOTES AND SITE DETAILS
- A0.81 GENERAL NOTES AND SITE DETAILS
- A0.82 GENERAL NOTES AND SITE DETAILS
- A0.83 GENERAL NOTES AND SITE DETAILS
- A0.84 GENERAL NOTES AND SITE DETAILS
- A0.85 GENERAL NOTES AND SITE DETAILS
- A0.86 GENERAL NOTES AND SITE DETAILS
- A0.87 GENERAL NOTES AND SITE DETAILS
- A0.88 GENERAL NOTES AND SITE DETAILS
- A0.89 GENERAL NOTES AND SITE DETAILS
- A0.90 GENERAL NOTES AND SITE DETAILS
- A0.91 GENERAL NOTES AND SITE DETAILS
- A0.92 GENERAL NOTES AND SITE DETAILS
- A0.93 GENERAL NOTES AND SITE DETAILS
- A0.94 GENERAL NOTES AND SITE DETAILS
- A0.95 GENERAL NOTES AND SITE DETAILS
- A0.96 GENERAL NOTES AND SITE DETAILS
- A0.97 GENERAL NOTES AND SITE DETAILS
- A0.98 GENERAL NOTES AND SITE DETAILS
- A0.99 GENERAL NOTES AND SITE DETAILS
- A0.100 GENERAL NOTES AND SITE DETAILS

STRUCTURAL ENGINEER


JOHNSON & NIELSEN ASSOCIATES
9111 SOUTH PRINCEWAL AVENUE, SUITE H
MORNINGDALE, CA 91016
(626) 256-6688
(626) 256-6699 FAX
CONTACT: WEN LIN

FLEWELLING & MOODY
architects + education

HEADQUARTERS OFFICE:
141 South Lake Avenue, Suite 100
Pasadena, California 91101
(626) 449-6787
www.flewellingmoody.com

AMADOR VALLEY OFFICE:
1003 Third Street, Suite 200
Amador Valley, California 94501
(925) 438-8888
www.flewellingmoody.com

An Employee Owned Corporation



IDENTIFICATION STAMP
OF THE STATE ARCHITECT

APPROVED BY: *[Signature]*
DATE: 3/10/10

Checked by: _____
Reviewed by: _____

No. _____
Revision _____
Description _____

**MODERNIZATION PROJECT AT
EVERGREEN ELEMENTARY SCHOOL**

2600 ROSE MARIE DRIVE
BAKERSFIELD, CA 93304

BAKERSFIELD CITY SCHOOL DISTRICT

TITLE SHEET

1894
A0.01

1-26-2010