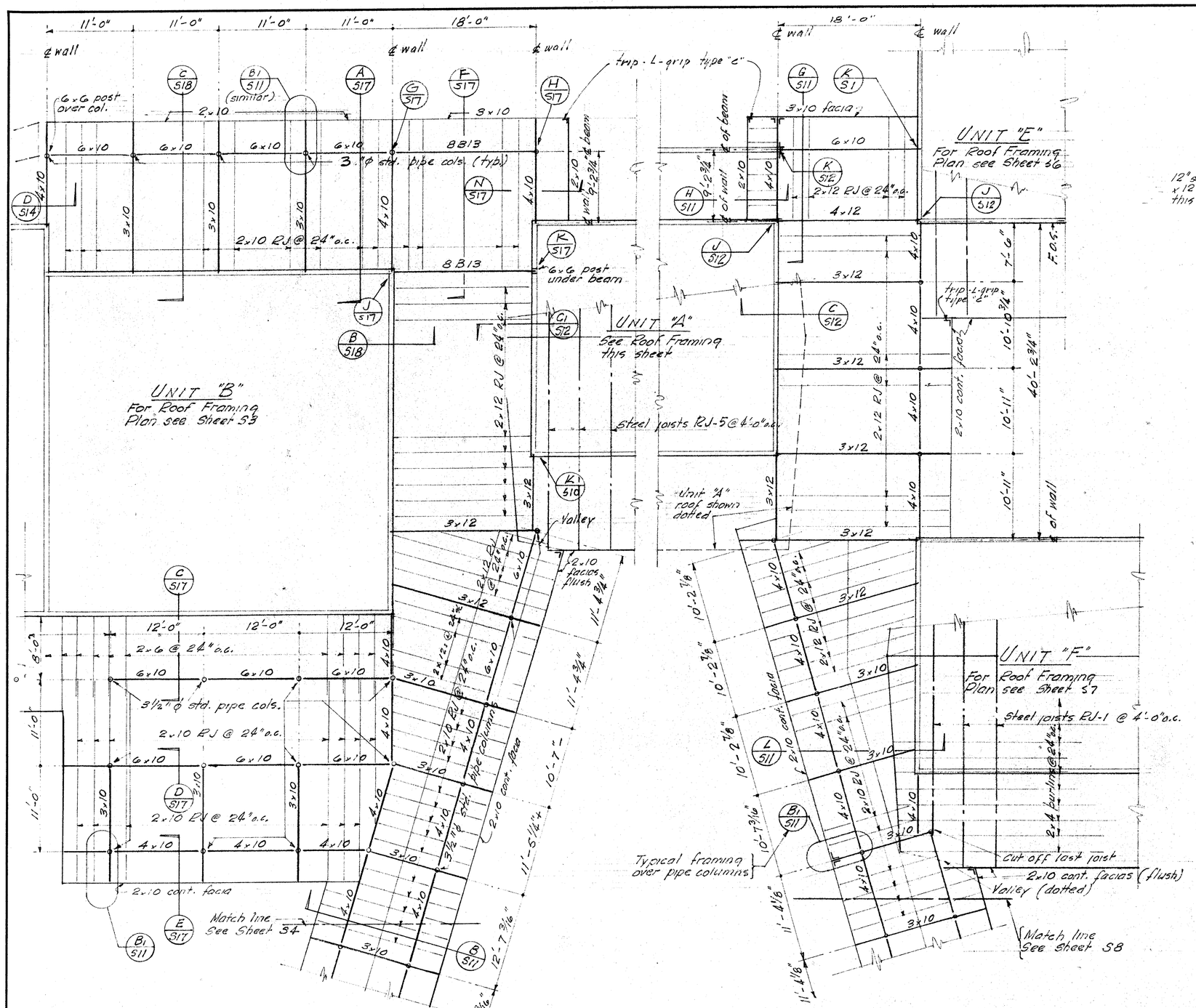

ROOF FRAMING PLAN OF SHELTERS AT UNITS "A" "B" "E" & "F"
Scale: 1/8" = 1'-0"

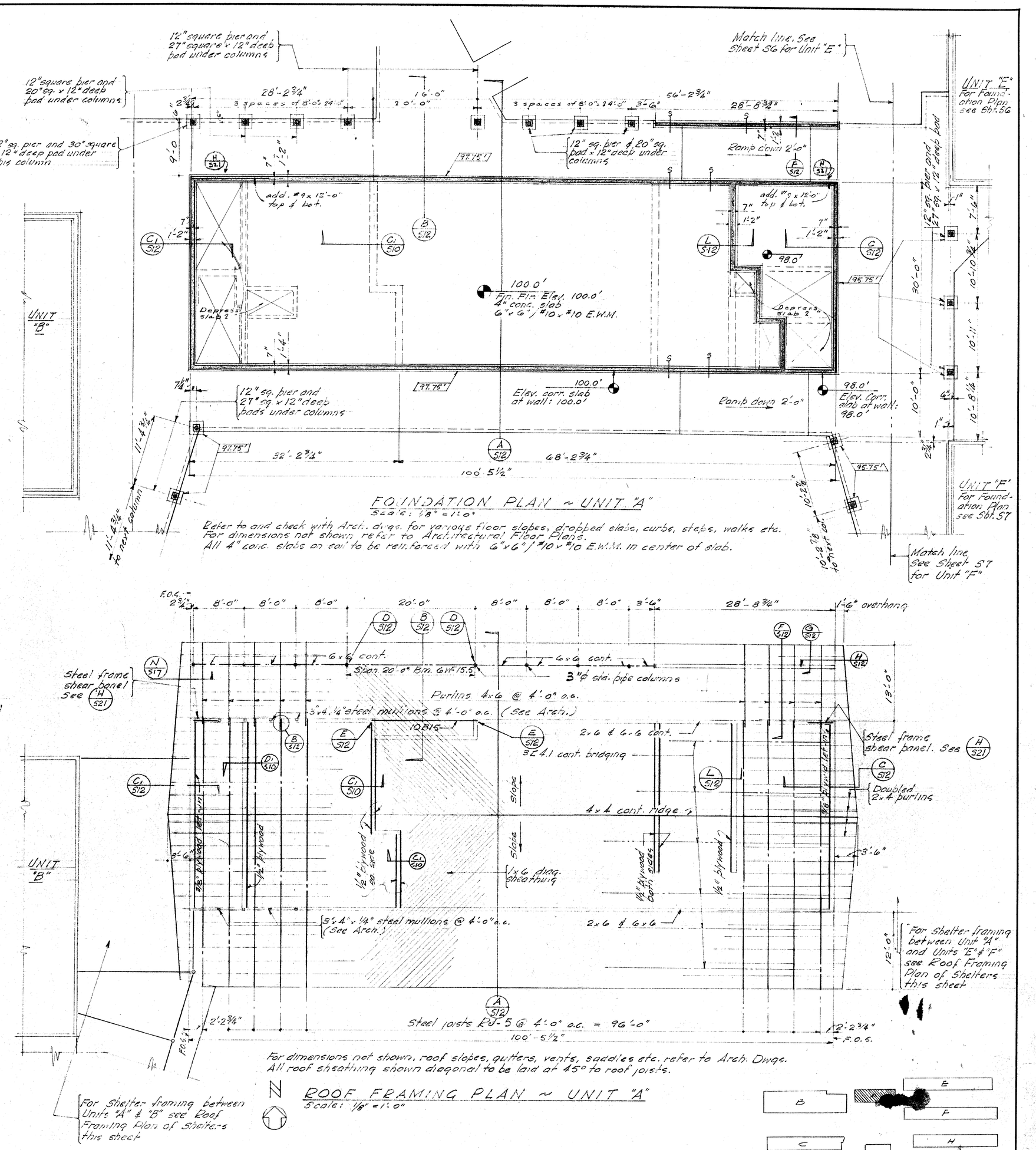

FOUNDATION PLAN ~ UNIT "A"
Scale: 1/8" = 1'-0"

Refer to and check with Arch. dwgs. for various floor slopes, dropped slabs, curbs, steps, walks etc. For dimensions not shown refer to Architectural Floor Plans. All 4" conc. slabs on soil to be reinforced with 6"x6"/#10x#10 E.W.M. in center of slab.

For dimensions not shown, roof slopes, gutters, vents, saddles etc. refer to Arch. Dwgs. All roof sheathing shown diagonal to be laid at 45° to roof joists.

ROOF FRAMING PLAN ~ UNIT "A"
Scale: 1/8" = 1'-0"

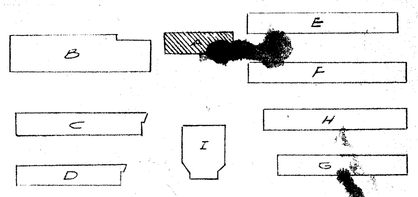

KEY PLAN

FOUNDATION PLAN & ROOF FRAMING PLAN ~ UNIT "A"

CHECK AND VERIFY ALL DIMENSIONS AND CONDITIONS AT JOB SITE BEFORE PROCEEDING WITH THE WORK. REPORT ANY DISCREPANCIES TO THE ARCHITECT.

HILLMAN & NOWELL STRUCTURAL ENGINEERS		OFFICE OF SUPERINTENDENT OF SCHOOLS APPROVED DATE	STATE OF CALIFORNIA DEPARTMENT OF PUBLIC WORKS DIVISION OF ARCHITECTURE	STATE OF CALIFORNIA—DEPARTMENT OF PUBLIC WORKS DIVISION OF ARCHITECTURE APPLICATION NO. 11300 APPROVED Harry W. Bolin SUPERVISING STRUCTURAL ENGINEER	BAKERSFIELD CITY SCHOOLS 1600 "K" ST., BAKERSFIELD, CALIF. BOARD OF TRUSTEES	APPROVED DATE NOV 5, 1953	EMERSON JUNIOR HIGH SCHOOL BAKERSFIELD CITY SCHOOL DISTRICT FOURTH AND "P" STREETS BAKERSFIELD CALIFORNIA	C-335 JOB No. 53-16 ERNEST L. McCOY A.I.A. ARCHITECT 2811 H STREET BAKERSFIELD PHONE 4-9851 CALIFORNIA	DATE 11-2 DRAWN R. M. CHECKED	SHEET No. 2 OF 22 SHTS.