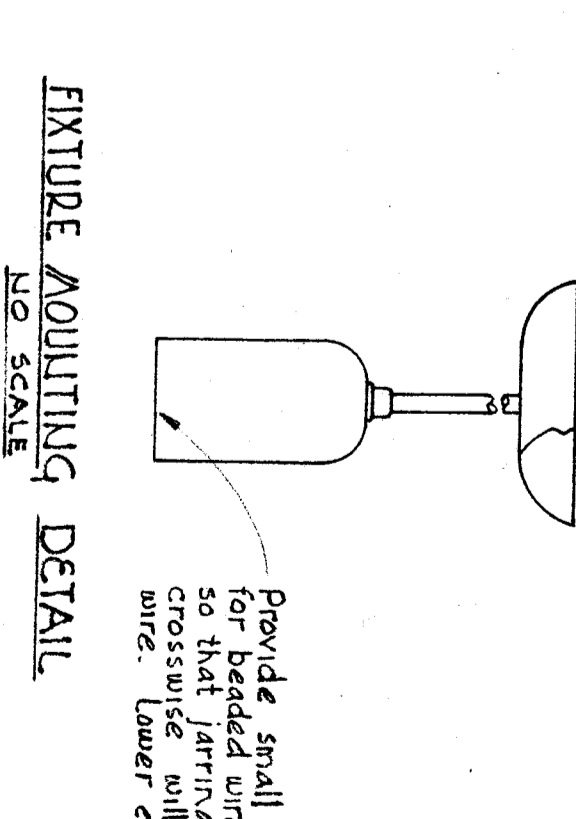


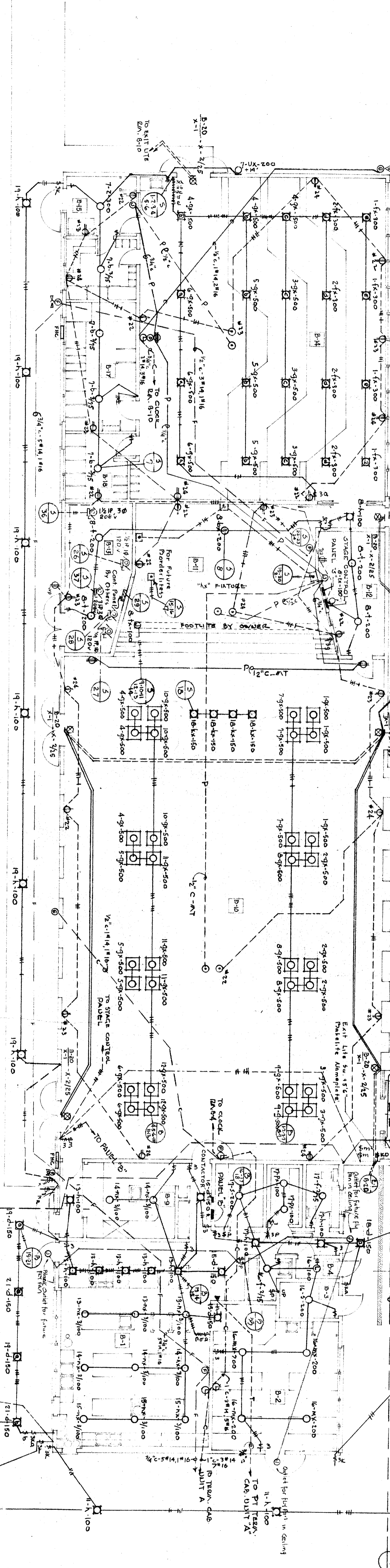
LINE DIAGRAM PANEL "D"
NO SCALE

| LINE NO. | LOAD IN WATTS | #3 | TYPE | LOCATION |
|----------|---------------|----|------|------------------------------|
| 1 | 1200 | | | LIGHTS - INSTITUTIONAL MUSIC |
| 2 | 1200 | | | |
| 3 | 1500 | | | |
| 4 | 1500 | | | |
| 5 | 1500 | | | |
| 6 | 1500 | | | LIGHTS - STAGE AREA |
| 7 | 1500 | | | LIGHTS - STAGE AREA |
| 8 | 1500 | | | STAGE - FOOTLITES |
| 9 | 1500 | | | |
| 10 | 1500 | | | |
| 11 | 1500 | | | |
| 12 | 1500 | | | |
| 13 | 1500 | | | |
| 14 | 500 | | | STAGE - RECESSED SPOTS |
| 15 | 1500 | | | STAGE - WALL MOUNTED |
| 16 | 1500 | | | |
| 17 | 1500 | | | |
| 18 | 1500 | | | |
| 19 | 1500 | | | |
| 20 | 1500 | | | |
| 21 | 1500 | | | |
| 22 | 1500 | | | |
| 23 | 1500 | | | |
| 24 | 1500 | | | |
| 25 | 1500 | | | |
| 26 | 1500 | | | |
| 27 | 1500 | | | |
| 28 | 1500 | | | |
| 29 | 1500 | | | |
| 30 | 1500 | | | |
| 31 | 1500 | | | |
| 32 | 1500 | | | |
| 33 | 1500 | | | |
| TOTAL | 15000 | | | |

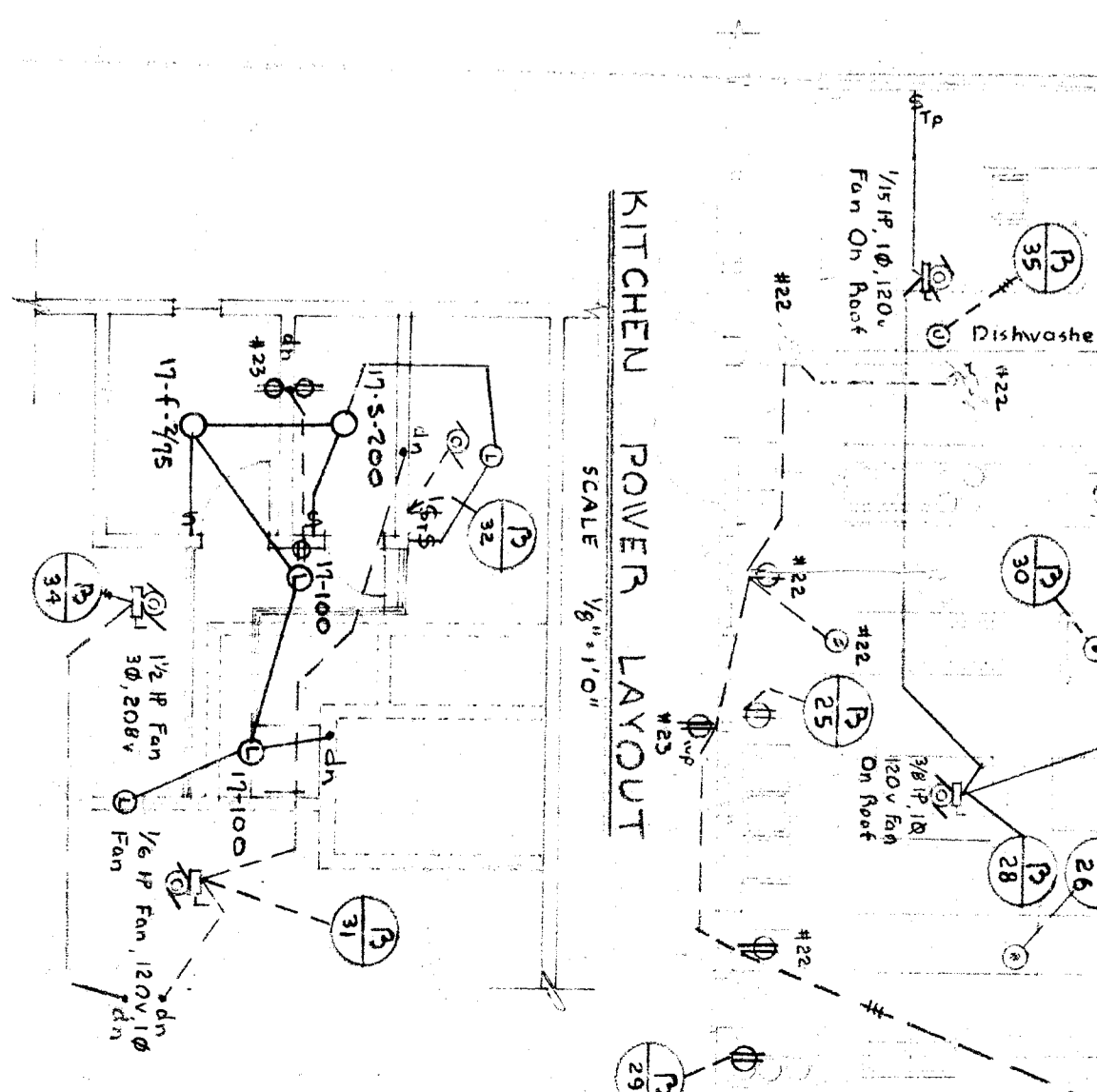
| LINE NO. | LOAD IN WATTS | #3 | TYPE | LOCATION |
|----------|---------------|----|------|-----------------------------|
| 1 | 1500 | | | LIGHTS - ADULT ROBBERS ROOM |
| 2 | 1500 | | | |
| 3 | 1500 | | | |
| 4 | 1500 | | | |
| 5 | 1500 | | | |
| 6 | 1500 | | | |
| 7 | 1500 | | | |
| 8 | 1500 | | | |
| 9 | 1500 | | | |
| 10 | 1500 | | | |
| 11 | 1500 | | | |
| 12 | 1500 | | | |
| 13 | 1500 | | | |
| 14 | 1500 | | | |
| 15 | 1500 | | | |
| 16 | 1500 | | | |
| 17 | 1500 | | | |
| 18 | 1500 | | | |
| 19 | 1500 | | | |
| 20 | 1500 | | | |
| 21 | 1500 | | | |
| 22 | 1500 | | | |
| 23 | 1500 | | | |
| 24 | 1500 | | | |
| 25 | 1500 | | | |
| 26 | 1500 | | | |
| 27 | 1500 | | | |
| 28 | 1500 | | | |
| 29 | 1500 | | | |
| 30 | 1500 | | | |
| 31 | 1500 | | | |
| 32 | 1500 | | | |
| 33 | 1500 | | | |
| TOTAL | 15000 | | | |



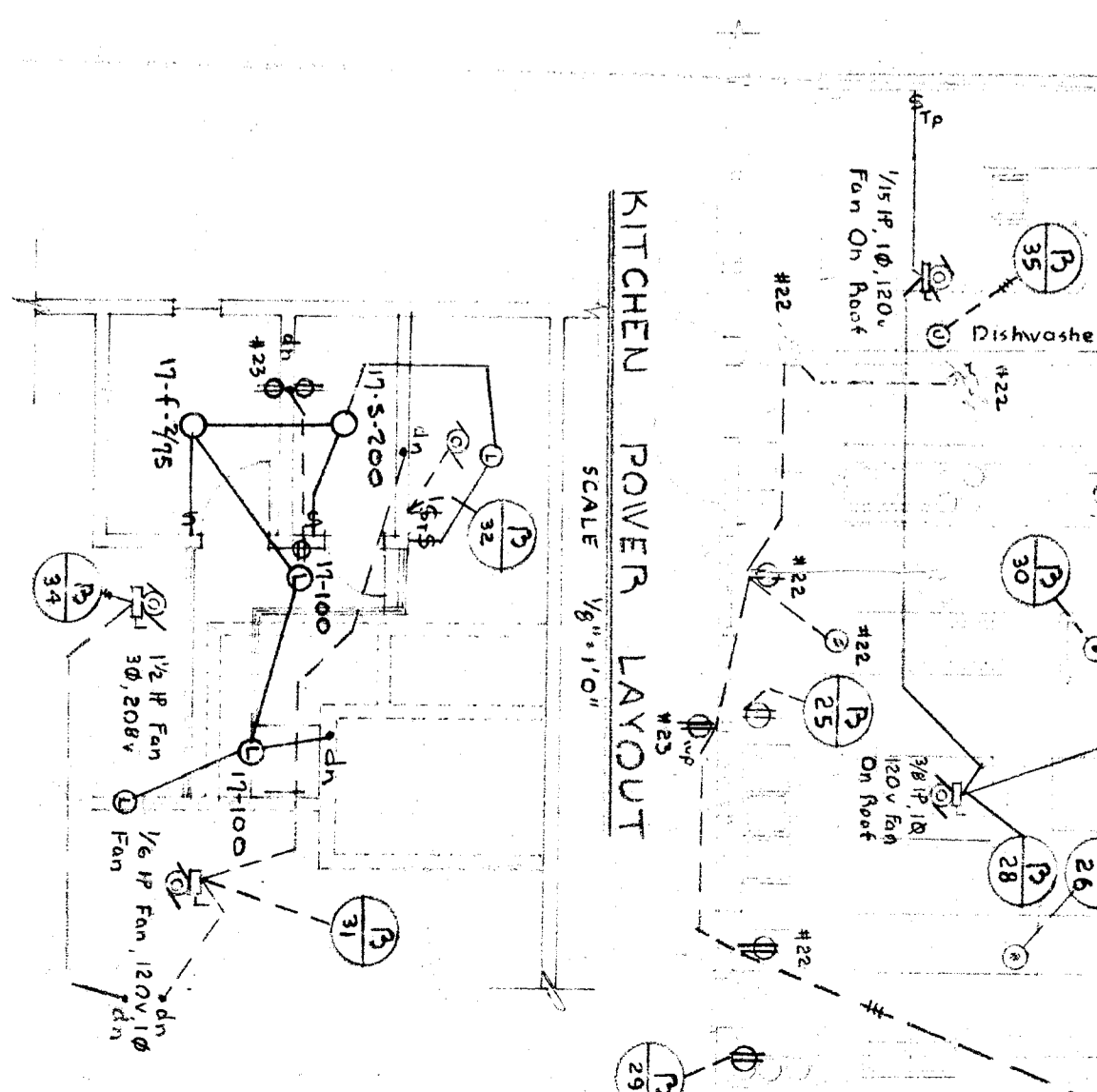
FIXTURE MOUNTING DETAIL
NO SCALE



FLOOR PLAN OF UNIT "B"
SCALE: 1/8" = 1'-0"

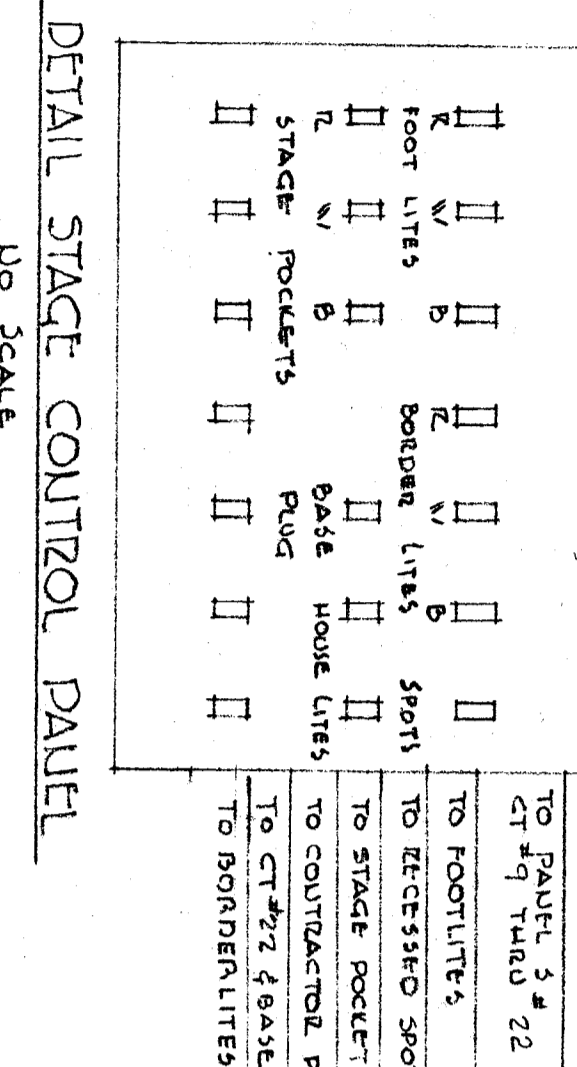


KITCHEN POWER LAYOUT
SCALE: 1/8" = 1'-0"



FLOOR PLAN OBSERVATION ROOM
SCALE: 1/8" = 1'-0"

- NOTES:
1. The stage control panel is flush mounted on the wall as indicated on the plan.
 2. The panel is of the "zero cover" type of code gauge steel and is to be finished in hammer-tone grey.
 3. The panel is to be finished in hammer-tone grey.
 4. All switches shall be identified with bakelite name plates.
 5. Bottom row of switches to be blanked out.



DETAIL STAGE CONTROL PANEL
NO SCALE

EDWARD LOWE
ELECTRICAL ENGINEER
1000 BROADWAY
SAN FRANCISCO, CALIFORNIA

OFFICE OF SUPERINTENDENT OF SCHOOLS
DEPARTMENT OF PUBLIC WORKS
DIVISION OF ARCHITECTURE

STATE OF CALIFORNIA
DEPARTMENT OF PUBLIC WORKS
DIVISION OF ARCHITECTURE

STATE OF CALIFORNIA
DEPARTMENT OF PUBLIC WORKS
DIVISION OF ARCHITECTURE

BAKERSFIELD CITY SCHOOLS
1600 ST. BAKERSFIELD, CALIF.
BOARD OF EDUCATION

EMERSON JUNIOR HIGH SCHOOL
BAKERSFIELD CITY SCHOOLS DISTRICT FOURTH AND 'P' STREETS
BAKERSFIELD, CALIFORNIA

ERNEST L. MCCOY A.I.A. ARCHITECT
2011 H STREET
BAKERSFIELD, CALIFORNIA

DATE: 10-24-53
DRAWN: [Signature]
CHECKED: [Signature]

SHEET NO. 3
OF 3