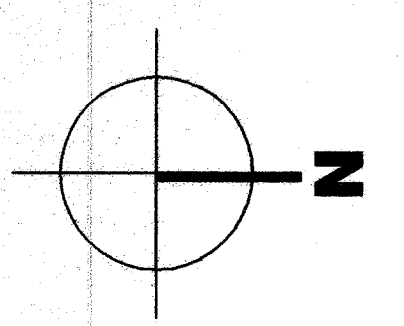
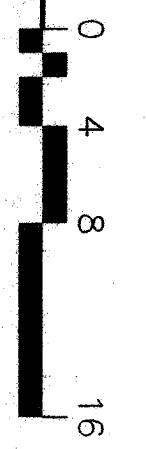


POWER / SIGNAL FLOOR PLAN BLDG. 600




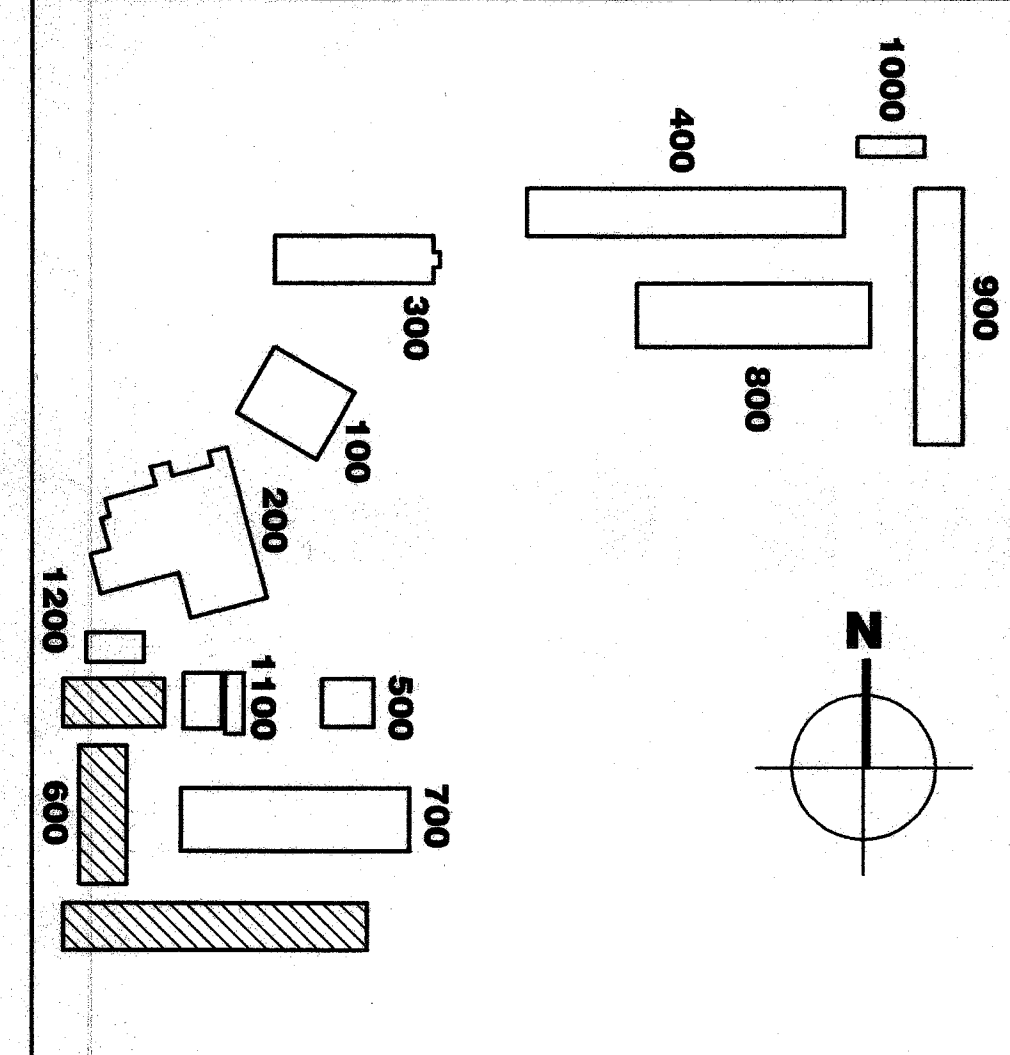
KEYNOTES

- ① INSTALL WIREMOLD # 5400 WITH OUTLETS AT 30" O.C. COORDINATE W/OS. HEIGHT WITH ARCHITECT'S ELEVATIONS.
- ② REPLACE EXISTING EXTENSION DOWNLIGHT. USE RETROFIT KIT FUTURE TYPE "F".
- ③ REPLACE EXISTING WALL BRACKET FUTURE. USE FUTURE TYPE "G".
- ④ REPLACE EXISTING FIXTURES. USE FIXTURES TYPE "C".
- ⑤ DISCONNECT AND REMOVE EXISTING 2x4 SURFACE METAL SIDED FIXTURES. REUSE (E) HOME RUN AS APPLICABLE.
- ⑥ REPLACE EXISTING FIXTURE WITH NEW FIXTURE TYPE "D". EXISTING FIXTURE TO REMAIN.
- ⑦ EXISTING 2x4 SURFACE METAL SIDED FIXTURES WITH (2) 40W T-12 LAMPS. REPLACE LAMPS WITH (2) T8 LAMPS. REPLACE BALLAST WITH RAPID START LOW HARMONICS ELECTRONIC BALLAST. REPLACE LENS WITH KSH K12.125 AC/ULC LENS.
- ⑧ DISCONNECT AND REMOVE EXISTING FIXTURES.
- ⑨ WIREMOLD # 5400 RISE UP TO CEILING.
- ⑩ REPLACE (E) PANEL "F". NEW PANEL SHALL HAVE (42) 20/1 BREAKERS, 100A BUS. USE SQUARE "D" MOOD(B) OR EQUAL. RECONNECT (E) CIRCUITS AND FEEDER.

NOT ALL KEYNOTES APPLY TO THIS SHEET.

- Item (17)
#1
- Refer to Electrical Drawings Sheet E2-R3-Building 600, Power / Signal Floor
- a. Refer to Keynote 11; PROVIDE panel with 225 Amp bus and 1500 main breaker.
 - b. REMOVE AND REPLACE Panels H, HP and G with panels similar to Panel F. Cut and patch existing wall surfaces as required to install new box cans.

KEY PLAN



Bakersfield
5500 ming avenue, suite 450, bakersfield, ca 93309
661.356.4300 for 661.356.4311

San Jose
3000 central expressway, suite 200
san jose, ca 95131
408.242.0841
for 408.242.0844

San Luis Obispo
4115 bond street, suite 1-4
san luis obispo, ca 93401
for 805.545.0004

Oakland
300 frank square, suite 300
oakland, ca 94612
for 510.891.0571

Principal Architect
James W. Garrison, AIA
C-21316
C-13122
C-20202
4115 bond street, suite 1-4
san luis obispo, ca 93401
for 805.545.0004

Professional Engineer
James W. Garrison, E.E.
No. 5107
Exp. 07/31/08
C-13122
C-20202
4115 bond street, suite 1-4
san luis obispo, ca 93401
for 805.545.0004

AGENCY TRACKING NO: _____

FILE NO: 15-6

OPERATIONAL STATUS
DW: _____
PW: _____
APP NO: 03-106663
F.L.S./M.S.S./R.Z.
AC: _____
DATE: 06-24-03

MODERNIZATION

FOR

HENRY ESSLER SCHOOL
2901 ESSLER STREET
BAKERSFIELD, CA 93306

BAKERSFIELD CITY
SCHOOL DISTRICT

BUILDING 600
POWER / SIGNAL
FLOOR PLAN

Version Date: 02-126
Job no: _____
date: 06/24/03
drawn by: T.V.A.
chk'd by: D.P.G.
©copyright 2003

Version three:

2.63