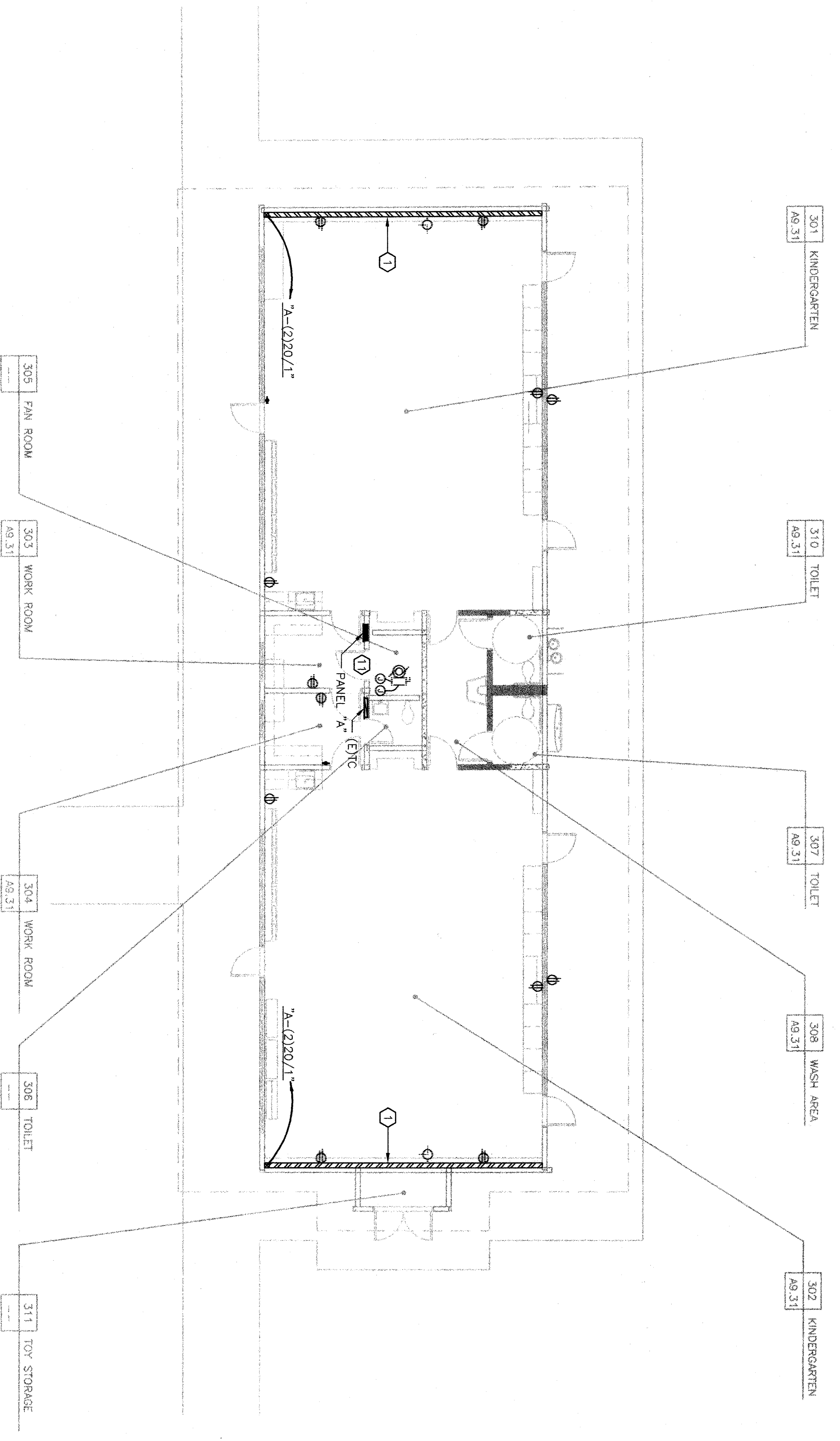


KEYNOTES

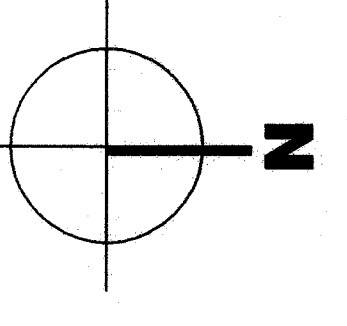
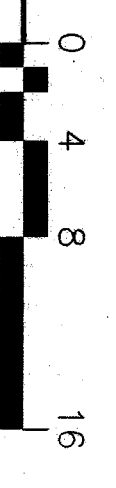
- ① INSTALL WIREMOLD # 5400 WITH OUTLETS AT 30" O.C. COORDINATE W/IG. HEIGHT WITH ARCHITECT'S ELEVATIONS.
- ② REPLACE EXISTING EXTERIOR DOWNLIGHT. USE RETROFIT KIT FIXTURE TYPE "T".
- ③ REPLACE EXISTING WALL BRACKET FIXTURE. USE FIXTURE TYPE "C".
- ④ REPLACE EXISTING FIXTURES. USE FIXTURES TYPE "C1".
- ⑤ DISCONNECT AND REMOVE EXISTING 2x4 SURFACE METAL SIDED FIXTURES. REUSE (E) HOME RUN AS APPLICABLE.
- ⑥ REPLACE EXISTING FIXTURE WITH NEW FIXTURE TYPE "D". EXISTING FIXTURE TO REMAIN.
- ⑦ EXISTING 2x4 SURFACE METAL SIDED FIXTURES WITH (2) EXISTING BALLASTS TO REMAIN. REPLACE EXISTING 2x4 SURFACE METAL SIDED FIXTURES WITH (2) NEW BALLASTS. REPLACE EXISTING ELECTRONIC BALLAST. REPLACE LENS WITH KSH K12.125 ACRYLIC LENS.
- ⑧ DISCONNECT AND REMOVE EXISTING FIXTURES.
- ⑨ WIREMOLD # 5400 RISER UP TO CEILING.
- ⑩ REPLACE (E) PANEL "A", NEW PANEL SHALL HAVE (42) 20"/1 BREAKERS, 100A BUS, USE SQUARE "D" NODD(B) OR EQUAL. RECONNECT (E) CIRCUITS AND FEEDER.

NOT ALL KEYNOTES APPLY TO THIS SHEET.

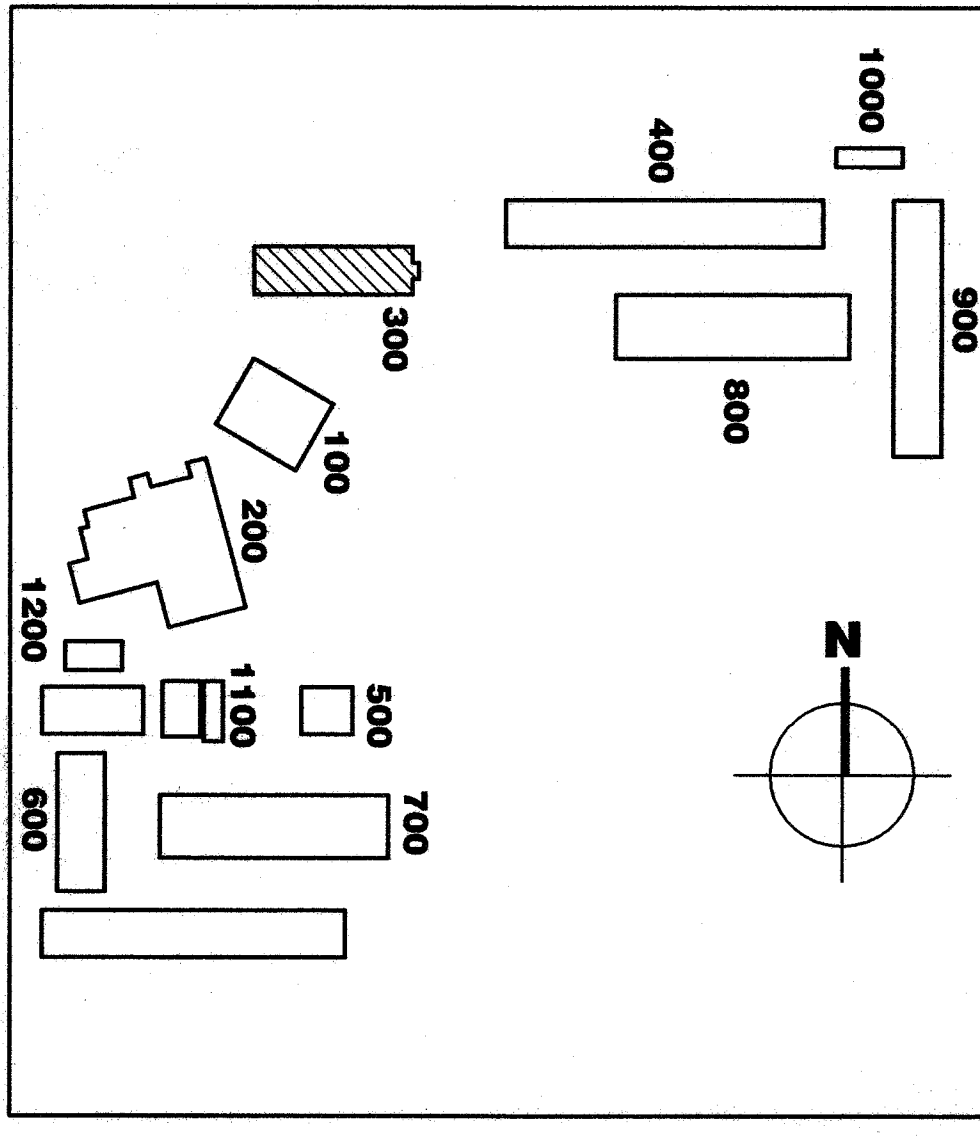
Item: (1)
1
Refer to Electrical Drawings, Sheet E2-32 - Building 300, Power / Signal Floor
ADD one dedicated circuit for hand dryer in Wash Area (308). PROVIDE "N" conduit with 20/0CU to Panel A from each hand dryer and ADD one 30A breaker in Panel A. Refer to schedule revision 09/23 for clarification.



POWER / SIGNAL FLOOR PLAN BLDG. 300



KEY PLAN



MODERNIZATION
FOR
HENRY ESSLER SCHOOL
2901 ESSLER STREET
BAKERSFIELD, CA 93306

BAKERSFIELD CITY
SCHOOL DISTRICT

BUILDING 300
POWER / SIGNAL
FLOOR PLAN

Version Date:	Version Time:
Job no. 02-128	
date 06/24/03	
drawn by T.Y.A.	
chk'd by D.P.G.	
©copyright 2003	

