

Bakersfield
5500 Ring Avenue, suite 450, Bakersfield, CA 93309
801.838.4300 fax: 801.838.4311

San Jose
100 Jan. California 5113
408.824.0841
fax: 408.283.0844



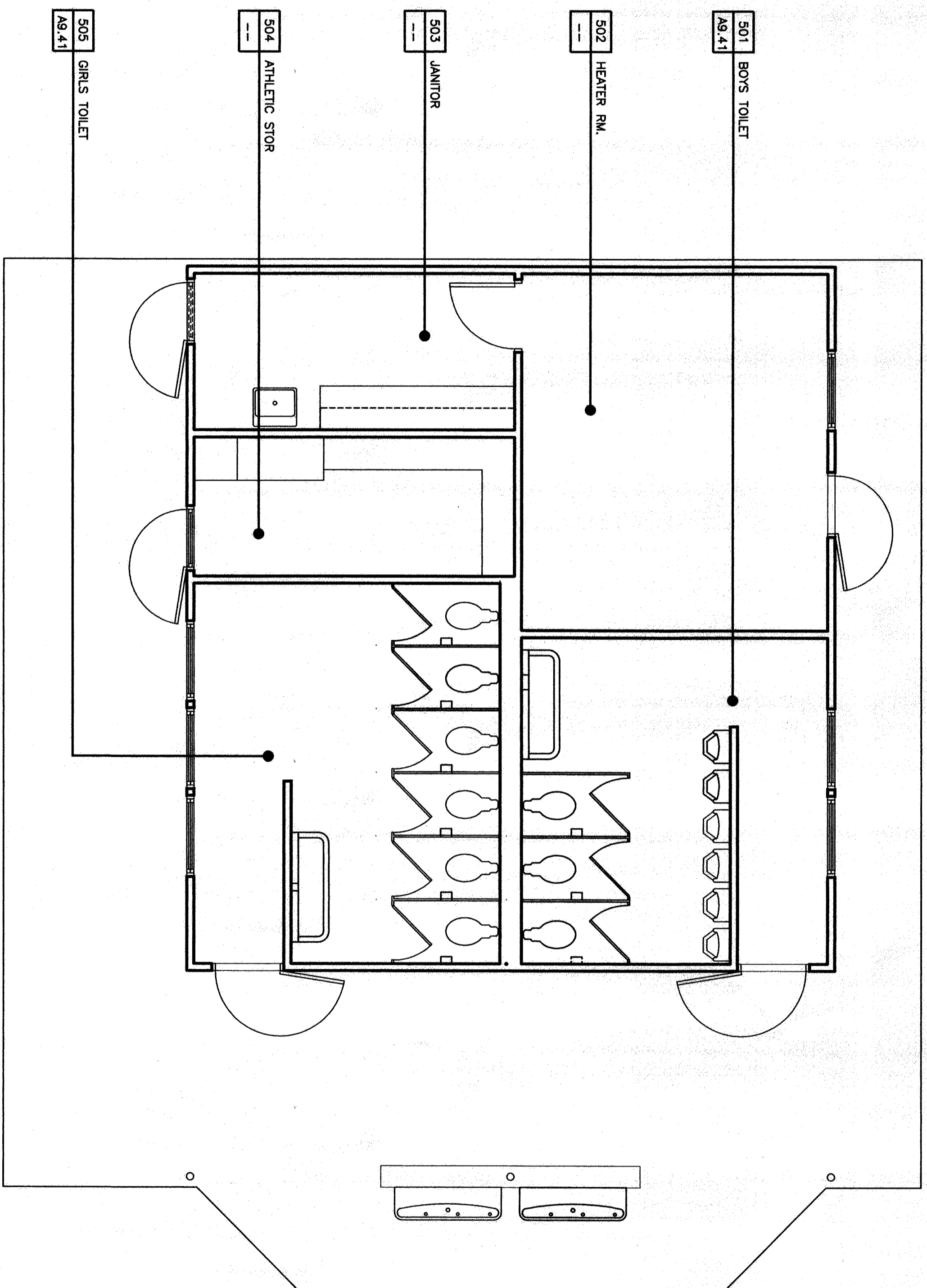
San Luis Obispo
4115 Wood Street, suite 3-6
San Luis Obispo, CA 93401
fax: 805.548.0294

Oakland
200 Park Square Plaza, suite 300
Oakland, CA 94612
510.881.0870
fax: 510.881.0874

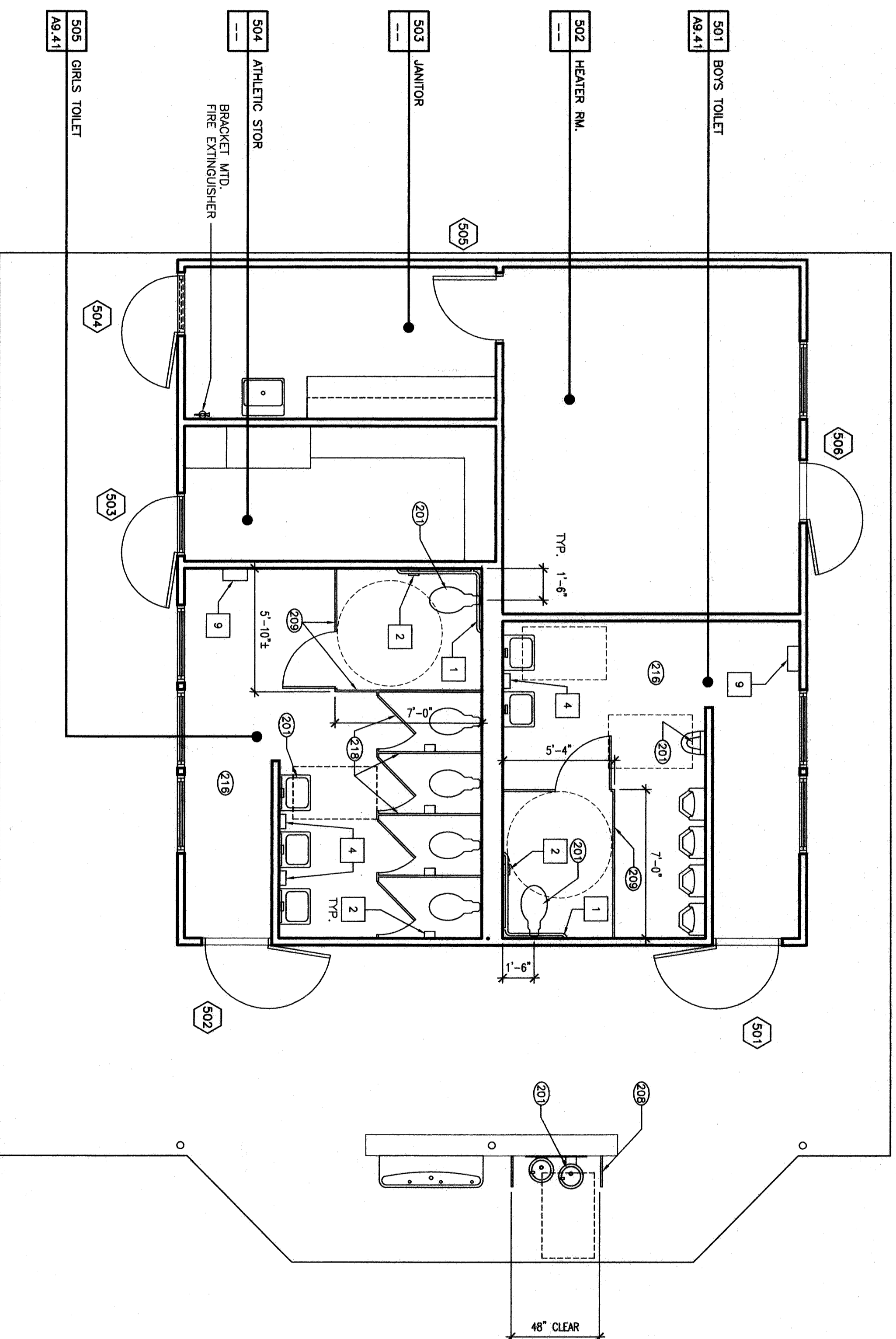
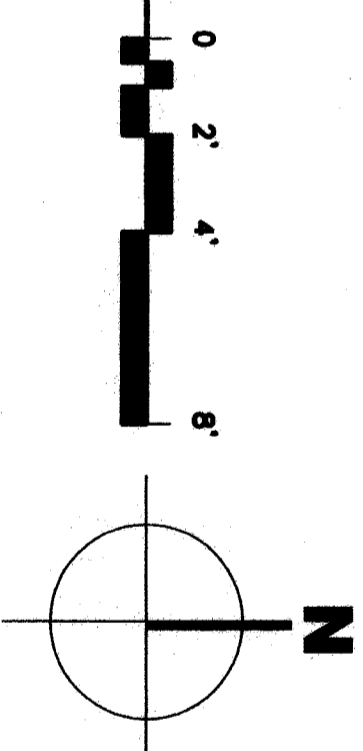
Principal Architects
4000 E. California, Suite 3100
Folsom, CA 95630
916.981.1100
4150 E. 9th Street, Suite 200
Sacramento, CA 95811
916.486.1100
1800 L Street, Suite 200
Folsom, CA 95630
916.981.1100

KEYNOTES

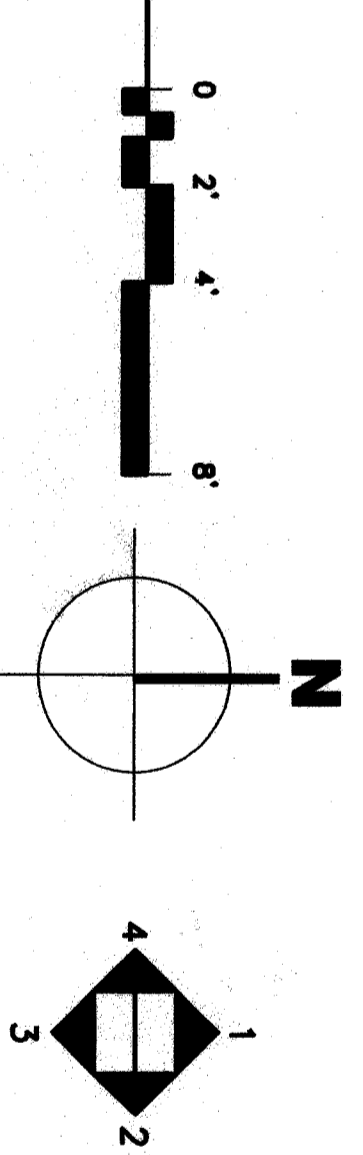
- NOTE: KEYNOTES IN THIS LIST MAY NOT NECESSARILY OCCUR ON THIS SHEET.
- 201 PROVIDE PLUMBING FUTURE. REFER TO PLUMBING DRAWINGS.
 - 202 (E) FENCE TO REMAIN.
 - 203 (E) LINE OF ROOF ABOVE.
 - 204 INTERIOR ELEVATIONS. (E) CASEWORK. REFER TO INTERIOR ELEVATIONS.
 - 205 PROVIDE CASEWORK. REFER TO INTERIOR ELEVATIONS FOR EXTENTS.
 - 206 REMOVE (E) COUNTERTOP SHOWN HATCHED. REFER TO INTERIOR ELEVATIONS.
 - 207 PROVIDE COUNTERTOP SHOWN HATCHED. REFER TO INTERIOR ELEVATIONS.
 - 208 REMOVE SINKING FOUNTAIN BARRIER RAIL. REFER TO DETAIL 24/A10.02
 - 209 PROVIDE TOILET PARTITION. REFER TO DETAILS 12/A10.02 & 18/A10.02
 - 210 REMOVE (E) WALL WITH BATTERY BACK-UP.
 - 211 EDGE OF (E) WALKWAY.
 - 212 REMOVE ALL (E) WINDOWS AT THIS BUILDING.
 - 213 REMOVE (E) WINDOWS. PROVIDE PARTIAL INFILL PER INTERIOR ELEVATIONS. PATCH AND REPAIR EXTERIOR PLASTER AROUND WINDOWS TO MATCH (E) WALL.
 - 214 PROVIDE WOOD FRAME / EXTERIOR FINISH BELOW INSTALLATION OF WINDOWS TO MATCH (E) WALL.
 - 215 REPAIR HANDRAIL REFER TO 2/A.3.11 FOR DIMENSIONS. REMOVE (E) WALL TO MATCH (E) WALL.
 - 216 PATCH AND REPAIR (E) TILE FLOOR TO MATCH (E) ADJACENT WHERE REMODEL OCCURS.
 - 217 (E) TOILET PARTITION TO REMAIN.
 - 218 (E) TOILET PARTITION TO REMAIN.
 - 219 (E) FIRE EXTINGUISHER/CABINET TO REMAIN.
 - 220 REMOVE (E) OBSERVATION WINDOW AND INFILL OPENING. PATCH & REPAIR TO MATCH THE ADJACENT WALL.
 - 221 REMOVE PORTABLE ASSISTIVE LISTENING DEVICE.
 - 222 REFER TO DETAIL 28/A.5.22
 - 223 REMOVE (E) WALL.
 - 224 PROVIDE 2" CONTRASTING COLONSTRIP AT TOP AND BOTTOM TREAD.
 - 225 PROVIDE 2" CONTRASTING COLONSTRIP AT EACH TREAD.
 - 226 PROVIDE SIGN TO READ "NOT AN ACCESSIBLE EXIT ABOVE DOOR."
 - 227 REMOVE (E) OBSERVATION WINDOW SHOWN HATCHED. REFER TO INTERIOR ELEVATIONS.



REFERENCE PLAN



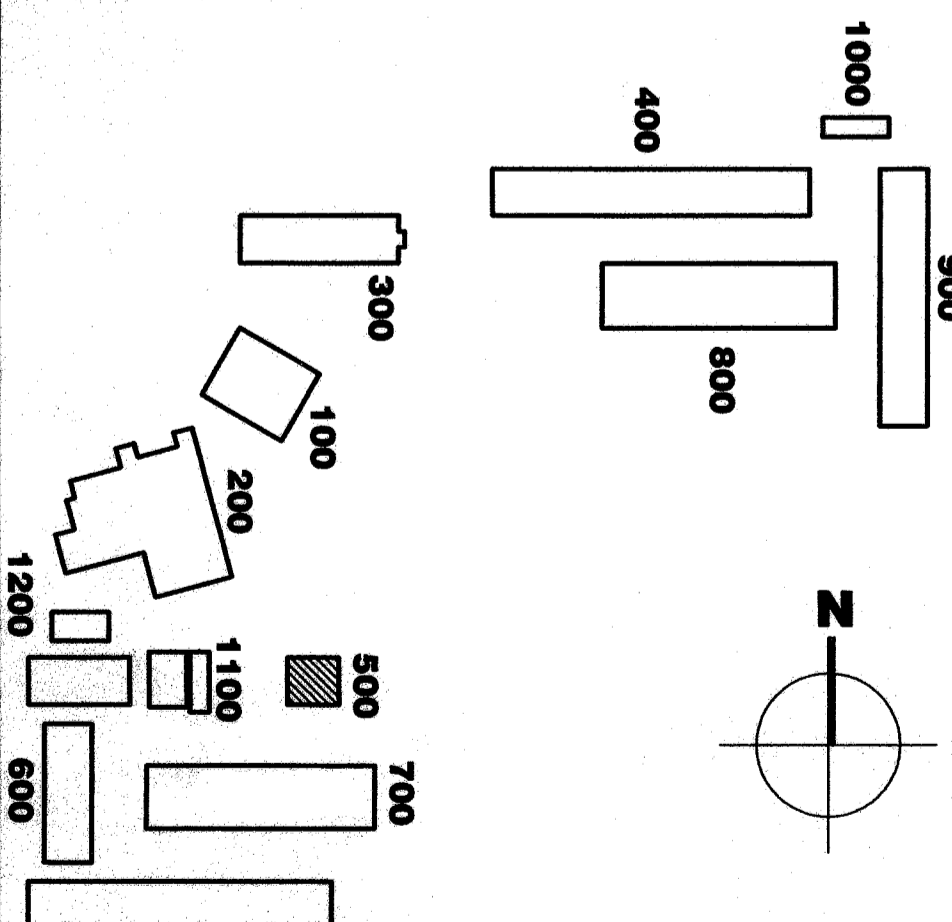
BUILDING 500 FLOOR PLAN



ACCESSORY LEGEND

- NOTE: ACCESSORIES IN THIS LIST MAY NOT NECESSARILY OCCUR ON THIS SHEET.
- 1 STAINLESS STEEL GRAB BAR. ATTACH PER DETAIL 11/A10.02.
 - 2 SEMI-RECESSED TOILET TISSUE DISPENSER. OWNER FURNISHED. CONTRACTOR INSTALLED.
 - 3 STAINLESS STEEL FRAMED MIRROR WITH SHELF.
 - 4 SURFACE MOUNTED LIQUID SOAP DISPENSER.
 - 5 SURFACE MOUNTED TOILET SEAT COVER DISPENSER.
 - 6 SURFACE MOUNTED TOILET SEAT COVER.
 - 7 SURFACE MOUNTED FRAMED MIRROR.
 - 8 RECESSED FEMININE NAPKIN DISPOSAL.
 - 9 ELECTRIC HAND DRYER.

KEY PLAN



NOTE:
REFER TO DETAILS 11/A10.02 & 4/A10.02 FOR MOUNTING HEIGHTS AND LOCATIONS

FILE NO. 19-8
DIVISION STATE
DIV. OF THE STATE ARCHITECT
PERM. NO. 01-106643
DATE 08/24/03

MODERNIZATION
FOR
HENRY ESSLER SCHOOL
2901 ESSLER STREET
BAKERSFIELD, CA 93306

BAKERSFIELD CITY SCHOOL DISTRICT

BUILDING 500 FLOOR PLAN

Version Date: 02-1-26
Job no. 100
date 6-24-03
drawn by DHERBERA
chk'd by R.TROST
©copyright 2003

Version Date: 02-1-26
Job no. 100
date 6-24-03
drawn by DHERBERA
chk'd by R.TROST
©copyright 2003

2.51