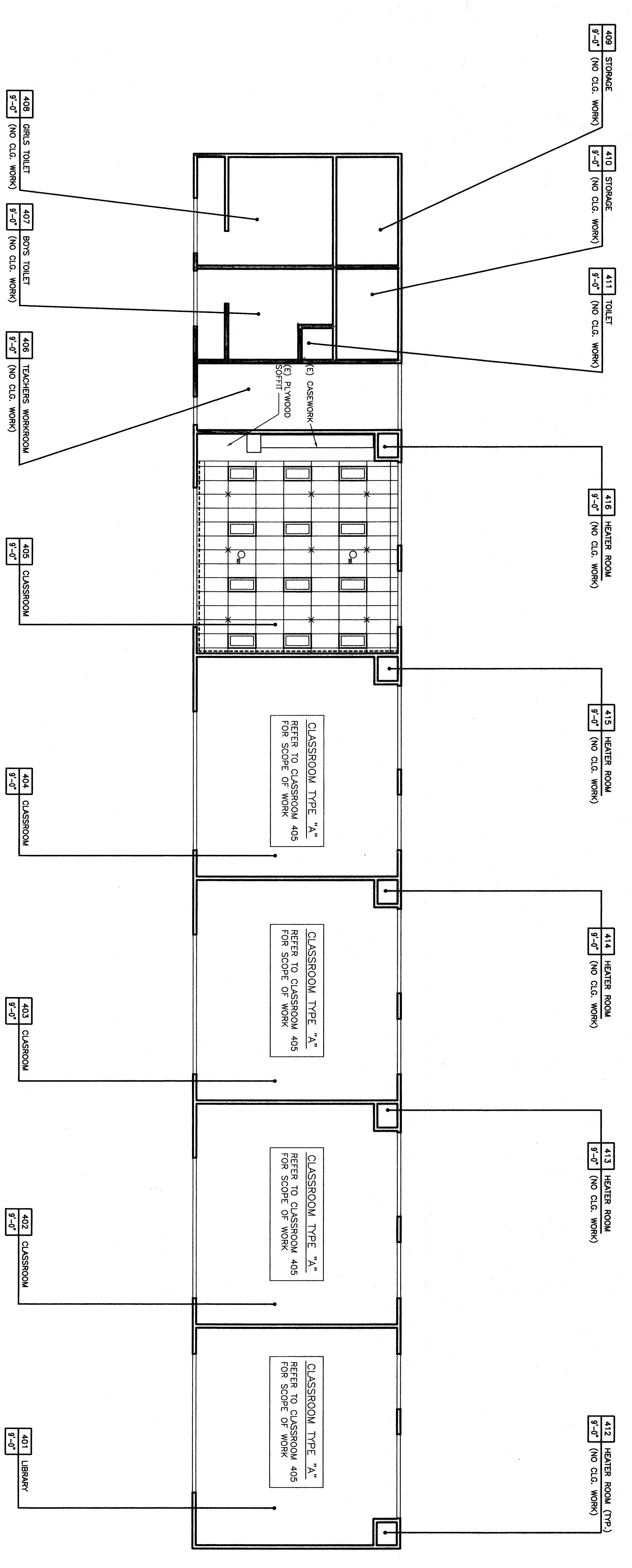


**BUILDING 400 FLOOR PLAN**



**BUILDING 400 REFLECTED CEILING PLAN**

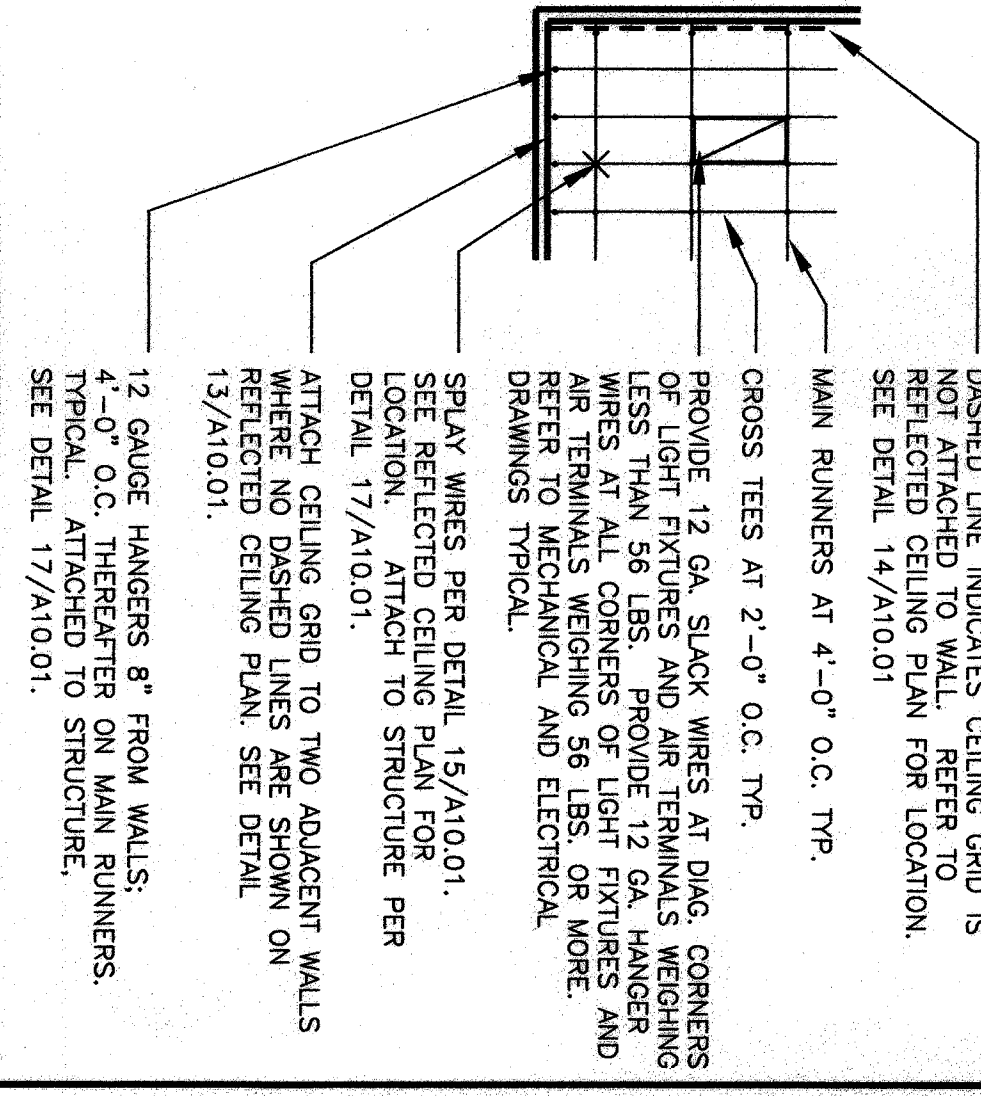
**KEYNOTES**

- NOTE: KEYNOTES IN THIS LIST MAY NOT NECESSARILY OCCUR ON THIS SHEET.
- 201 PROVIDE PLUMBING FIXTURE. REFER TO PLUMBING DRAWINGS.
- 202 (E) FENCE TO REMAIN.
- 203 (E) LINE OF ROOF ABOVE.
- 204 REMOVE PORTION OF (E) CASEWORK. REFER TO INTERIOR ELEVATIONS.
- 205 PROVIDE CASEWORK. REFER TO INTERIOR ELEVATIONS. FOR EXTENSIVE PROVIDE COUNTERTOP SHOWN HATCHED. REFER TO INTERIOR ELEVATIONS.
- 206 PROVIDE DRINKING FOUNTAIN BARRIER RAIL.
- 207 PROVIDE TOILET PARTITION. REFER TO DETAILS.
- 208 PROVIDE WHEELCHAIR LIFT WITH BATTERY BACK-UP.
- 209 12/A10.02 & 18/A10.02.
- 210 EDGE OF (E) WALKWAYS AT THIS BUILDING.
- 211 REMOVE (E) WINDOWS. PROVIDE PARTIAL UNIT PER INTERIOR ELEVATIONS. PATCH AND REPAIR PLASTER AROUND INSTALLATION OF WINDOWS. FINISH BELOW INSTALLATION OF WINDOWS TO MATCH (E) WALL TO MATCH (E) DIMENSIONS.
- 212 REPAIR HANDRAIL. REFER TO 2/A3.11 FOR DIMENSIONS.
- 213 REFER TO 19/A3.11 FOR DETAIL.
- 214 WHERE REMODEL OCCUR.
- 215 (E) ADA COMPLIANT PAINT TO REMAIN.
- 216 (E) TOILET PARTITION TO REMAIN.
- 217 (E) THE EXTENSIFIER/CABINET TO REMAIN.
- 218 PATCH & REPAIR TO MATCH THE ADJACENT WALL.
- 219 PROVIDE PORTABLE ASSISTIVE LISTENING DEVICE.
- 220 REFER TO DETAIL 28/A5.22.
- 221 RELOCATE CASEWORK.
- 222 PROVIDE 2" CONTRASTING COLORSTRIP AT TOP AND BOTTOM TREAD.
- 223 PROVIDE 2" CONTRASTING COLORSTRIP AT TOP AND BOTTOM TREAD.
- 224 PROVIDE SIGN TO READ "NOT AN ACCESSIBLE EXIT" ABOVE DOOR.
- 225 REFINISH CASEWORK SHOWN HATCHED. REFER TO INTERIOR ELEVATIONS.
- 226
- 227

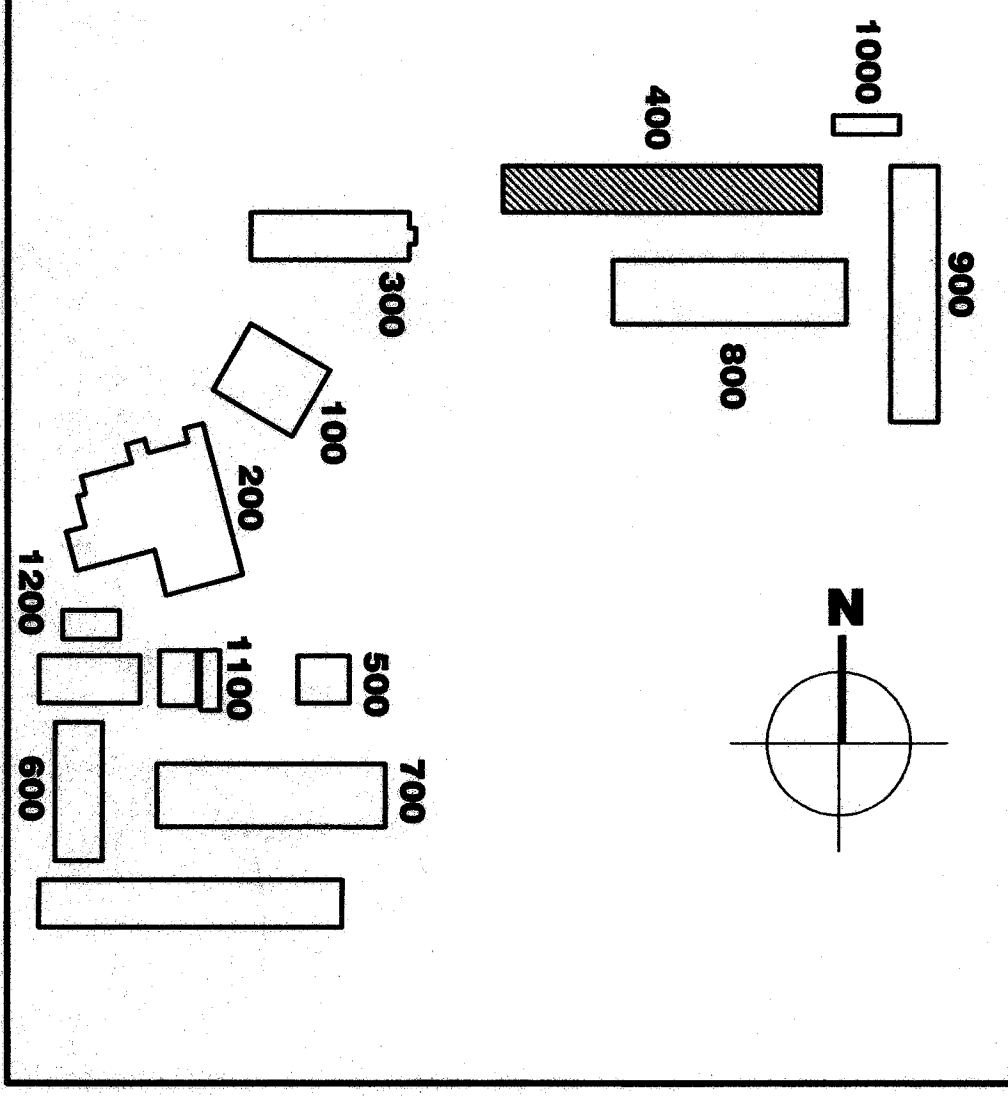
**CEILING LEGEND**

NOTE: ALL ITEMS INDICATED ON THIS LIST MAY NOT NECESSARILY OCCUR ON THIS SHEET.

RV #	ROOM NAME	CEILING HEIGHT
X-1	CEILING HEIGHT	
X-2	"HEAVY DUTY" 2X4 SUSPENDED CEILING SYSTEM	G.B. CEILING / SOFFIT
X-3	1X4 SURFACE MOUNT LIGHT FIXTURE	NO CEILING WORK
X-4	RESPECTED LIGHT FIXTURE. SEE ELECTRICAL DRAWINGS FOR ADDITIONAL INFORMATION.	
X-5	AIR TERMINAL. SEE MECHANICAL DRAWINGS FOR ADDITIONAL INFORMATION.	



**KEY PLAN**



**hfgc**  
Architecture

**Bakersfield**  
5500 ming, oxford, suite 450, bakersfield, ca 93309  
661.836.4300

**San Jose**  
150 south first st., suite 200  
san jose, ca 95131  
408.274.9341  
408.274.9341  
for 408.274.9341

**San Luis Obispo**  
1000 main street, suite 300  
san luis obispo, ca 93401  
805.346.4334

**Oakland**  
300 frank square plaza, suite 300  
oakland, california 94612  
for 510.891.9374

**Principal Architects**  
C-2192  
1000 main street, suite 300  
san luis obispo, ca 93401  
805.346.4334  
C-2192  
1000 main street, suite 300  
san luis obispo, ca 93401  
805.346.4334

FILE NO.: 14-B  
IDENTIFICATION STAMP  
DW. OF THE STATE ARCHITECT  
APR. 10  
01-108893  
DATE DEC-24-03  
DATE DEC-24-03

**MODERNIZATION**  
FOR  
**HENRY ESSLER SCHOOL**  
2901 ESSLER STREET  
BAKERSFIELD, CA 93306

**BAKERSFIELD CITY SCHOOL DISTRICT**

**BUILDING 400 FLOOR PLAN**

Version Date: 02-126  
job no. 6-24-03  
date 6-24-03  
drawn by D.HERRERA  
chk'd by R.TROST  
©copyright 2003

Version Date: 02-126  
job no. 6-24-03  
date 6-24-03  
drawn by D.HERRERA  
chk'd by R.TROST  
©copyright 2003

**2.41**