
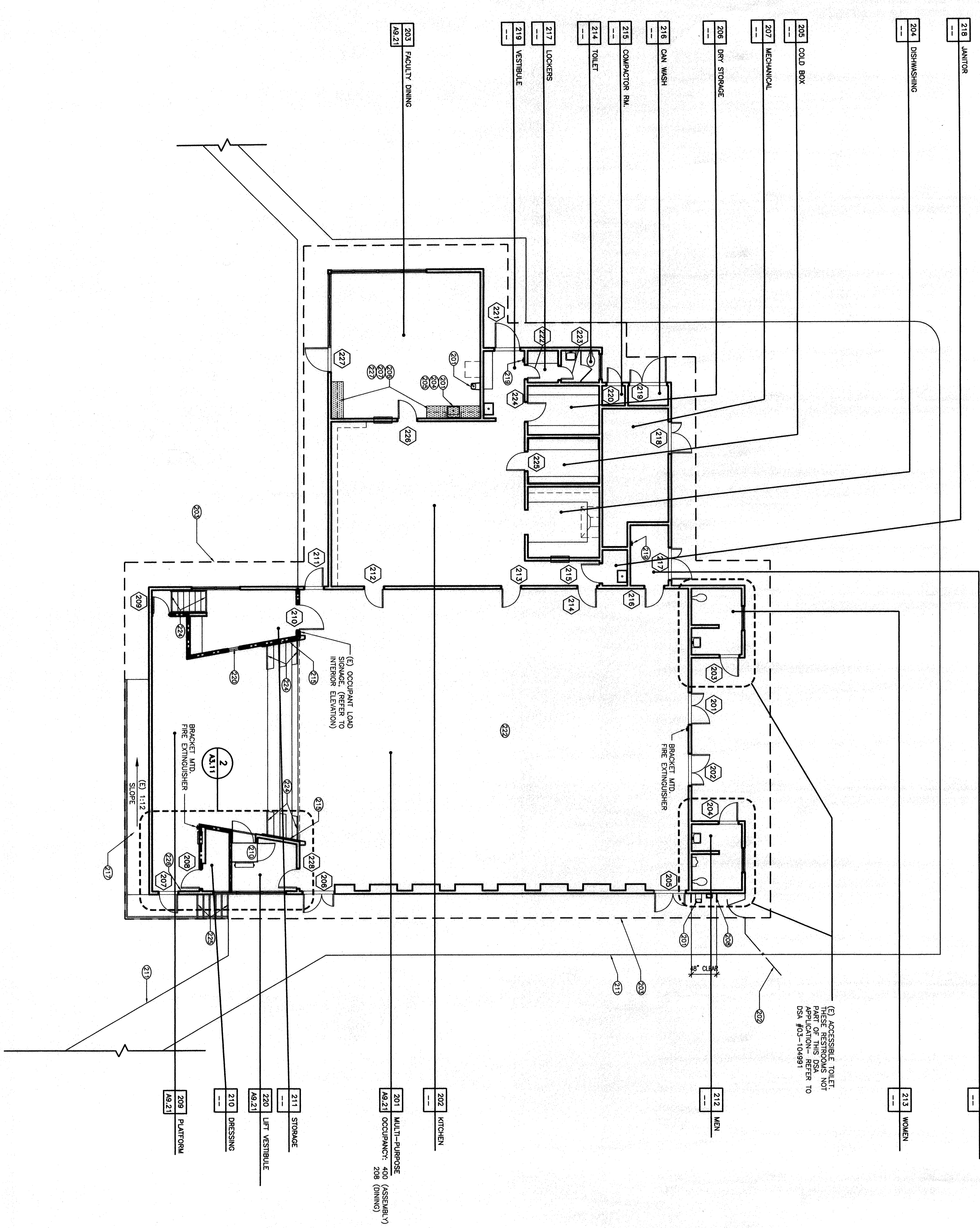
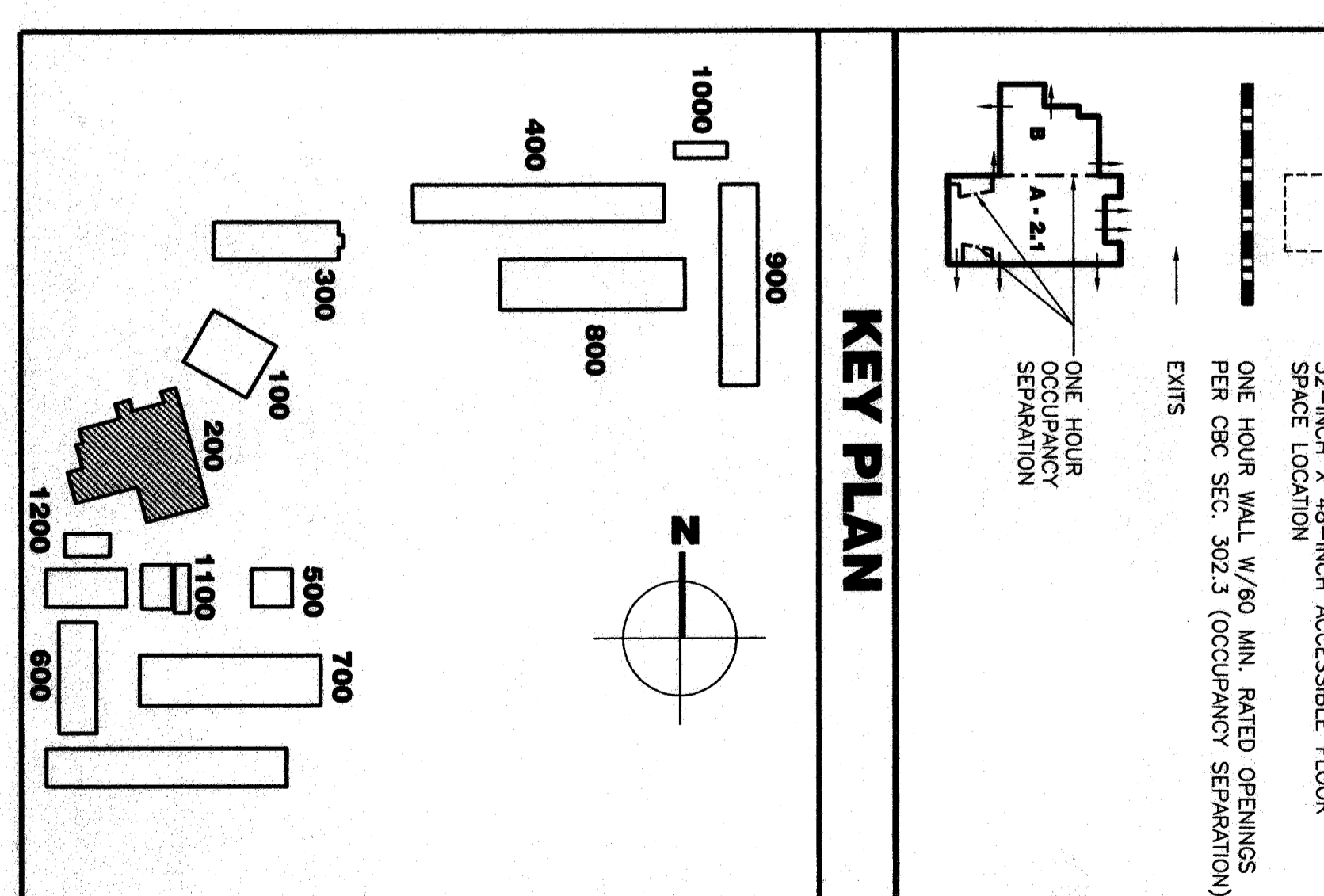


- KEYNOTES**
- NOTE: KEYNOTES IN THIS LIST MAY NOT NECESSARILY OCCUR ON THIS SHEET.
- 201 PROVIDE PLUMBING FUTURE. REFER TO PLUMBING DRAWINGS.
 - 202 (E) FENCE TO REMAIN.
 - 203 (E) LINE OF ROOF ABOVE.
 - 204 INTERIOR ELEVATIONS. (E) CASEWORK. REFER TO INTERIOR ELEVATIONS.
 - 205 PROVIDE CASEWORK. REFER TO INTERIOR ELEVATIONS. FOR EXTENSIVE REMOVE (E) COUNTERTOP SHOWN HATCHED.
 - 207 PROVIDE COUNTERTOP SHOWN HATCHED. REFER TO INTERIOR ELEVATIONS.
 - 208 REFER TO DETAIL 24/A10.02
 - 209 PROVIDE TOILET PARTITION. REFER TO DETAILS 12/A10.02 & 18/A10.02
 - 210 EDGE OF (E) WALKWAY.
 - 211 REPAIR (E) WINDOWS AT THIS BUILDING.
 - 212 REMOVE (E) WINDOWS, PROVIDE PARTIAL INFILL PER INTERIOR ELEVATIONS. PATCH AND REPAIR EXTERIOR PLASTER AROUND WINDOWS TO MATCH (E) WALL.
 - 214 PROVIDE WOOD FRAME / EXTERIOR FINISH BELOW INSTALLATION OF WINDOWS TO MATCH (E) WALL.
 - 215 REPLACE HANDRAIL PER DETAIL 2/A311 FOR DIMENSIONS. PATCH AND REPAIR (E) TILE FLOOR TO MATCH (E) ADJACENT WHERE REMODEL OCCURS.
 - 216 (E) TOILET PARTITION TO REMAIN.
 - 218 (E) FIRE EXTINGUISHER/CABINET TO REMAIN.
 - 220 REMOVE (E) OBSERVATION WINDOW AND INFILL OPENING. PATCH & REPAIR TO MATCH THE ADJACENT WALL.
 - 222 PROVIDE PORTABLE ASSISTIVE LISTENING DEVICE.
 - 223 REFER TO DETAIL 28/A5.22
 - 224 REMOVE (E) CONTRASTING COLORSTRIPS AT TOP AND BOTTOM TREAD.
 - 225 PROVIDE 2" CONTRASTING COLORSTRIPS AT EACH TREAD.
 - 228 PROVIDE SIGN TO READ "NOT AN ACCESSIBLE EXIT ABOVE DOOR." CASEWORK SHOWN HATCHED. REFER TO INTERIOR ELEVATIONS.



- PLAN LEGEND**
- NOTE: ALL SYMBOLS AND PATTERNS MAY NOT NECESSARILY OCCUR ON THIS SHEET.
- 2x STUD WALL / INFILL WALL. SEE KEYNOTES FOR CONSTRUCTION INFORMATION. (REFER TO SHT. A10.01 FOR WALL TYPES)
 - (E) WALL OPENING.
 - 60-INCH ACCESSIBLE FLOOR SPACE LOCATION
 - 32-INCH X 48-INCH ACCESSIBLE FLOOR SPACE LOCATION
 - ONE HOUR WALL W/60 MIN. RATED OPENINGS PER CBC SEC. 702.3 (OCCUPANCY SEPARATION)
 - EXITS
 - ONE HOUR OCCUPANCY SEPARATION



MODERNIZATION FOR HENRY ESSLER SCHOOL 2901 ESSLER STREET BAKERSFIELD, CA 93306

BAKERSFIELD CITY SCHOOL DISTRICT

BUILDING 200 FLOOR PLAN

Version Date: 02-1-28
Job no. 6-24-03
Title
Drawn by D-HERRERA
Checked by R.TROST
Copyright 2003

Version Sheet: 2.21

FILE NO.: 15-6
OBSERVATION STAMP
DATE: 01-10-08
BY: [Signature]

BUILDING 200 FLOOR PLAN