NOTES (THIS SHEET ONLY):

1. BASICALLY, AT ALL CEILINGS BEING DEMOLISHED AND REPLACED WITH NEW, THE ELECTRICAL CONTRACTOR SHALL REMOVE ALL EXISTING LIGHT FIXTURES AND RELATED BRANCH CIRCUITING AS REQUIRED TO CLEAR WAY FOR NEW CONSTRUCTION.
2. REMOVE ALL EXISTING FIRE ALARM DEVICES AND ALL RELATED CONDUIT AND WIRING. THIS WORK IS TO BE DONE UPON THE COMPLETION OF THE NEW FIRE ALARM SYSTEM. TYPICAL.
3. REPLACE EXISTING ELECTRICAL PANEL PER "PANEL REPLACEMENT SCHEDULE" ON SHEET #E-110. TYPICAL FOR EACH ROOM U.O.N.
4. DISCONNECT AND REMOVE ALL ELECTRICAL TO FLOOR UNIT HEATER BEING REMOVED. TYPICAL IN EACH ROOM OF THIS WING.
5. DISCONNECT ELECTRICAL TO THE EXISTING ROOF H.V.A.C. UNIT. SALVAGE AND RECONNECT TO THE NEW H.V.A.C. UNIT BEING INSTALLED USING THE EXISTING CONDUCTORS. TYPICAL.
6. VERIFY LOCATIONS AND KEEP THE EXISTING ROOF MOUNTED RECEPTACLES IN SERVICE. REPLACE WITH G.F.C.I. DUPLEX RECEPTACLE AND A WEATHERPROOF "WHILE-IN-USE" COVER, RED DOT #CK56V OR EQUAL. TYPICAL.
7. REPLACE EXISTING SWITCH WITH NEW. REFER TO TYPICAL ENLARGED LIGHTING PLAN ON SHEET #E-160 FOR NEW SWITCH REQUIREMENTS.
8. REFER TO THE GENERAL NOTES ON SHEET #E-110 FOR ADDITIONAL DEMO AND NEW WORK REQUIRED FOR EACH BUILDING.
9. REFER TO ENLARGED ELECTRICAL PLANS ON SHEET #E-160 FOR ALL NEW LIGHTING AND POWER REQUIREMENTS.

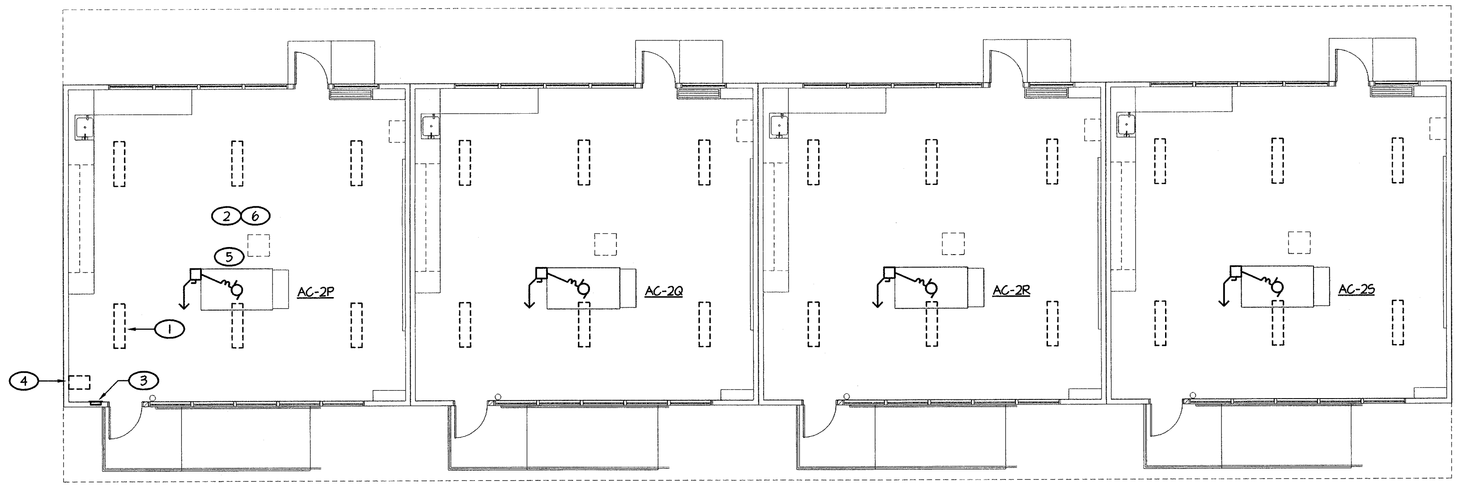

NORTH

ELECTRICAL PLAN - R-1.A, R-1.B, R-1.C, AND R-1.D (8)(9)

1/8" = 1'-0"

0' 4' 8' 16'

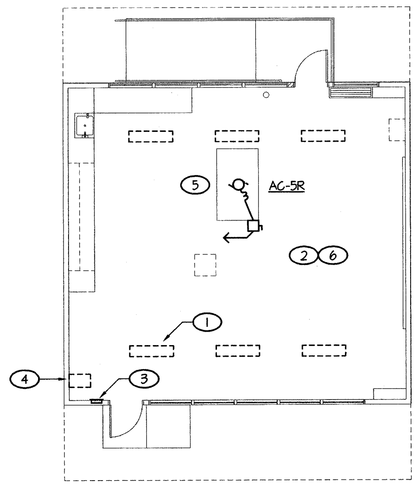

NORTH

ELECTRICAL PLAN - R-3.A

1/8" = 1'-0"

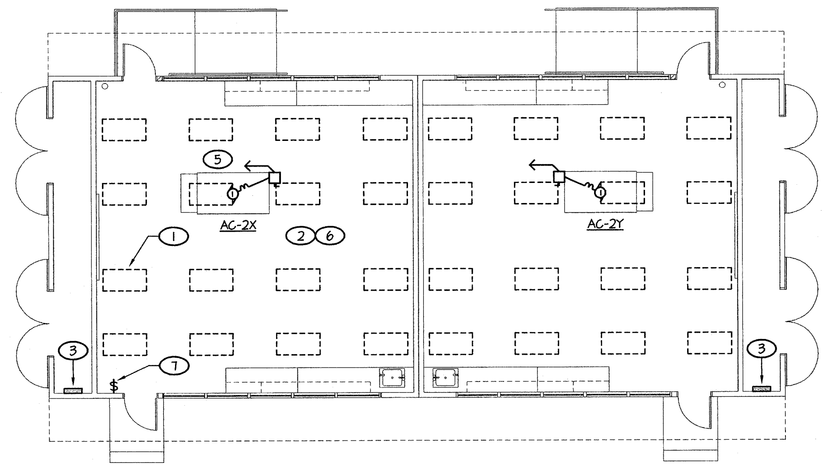

NORTH

ELECTRICAL PLAN - R-7.A AND R-7.B (8)

1/8" = 1'-0"

0' 4' 8' 16'

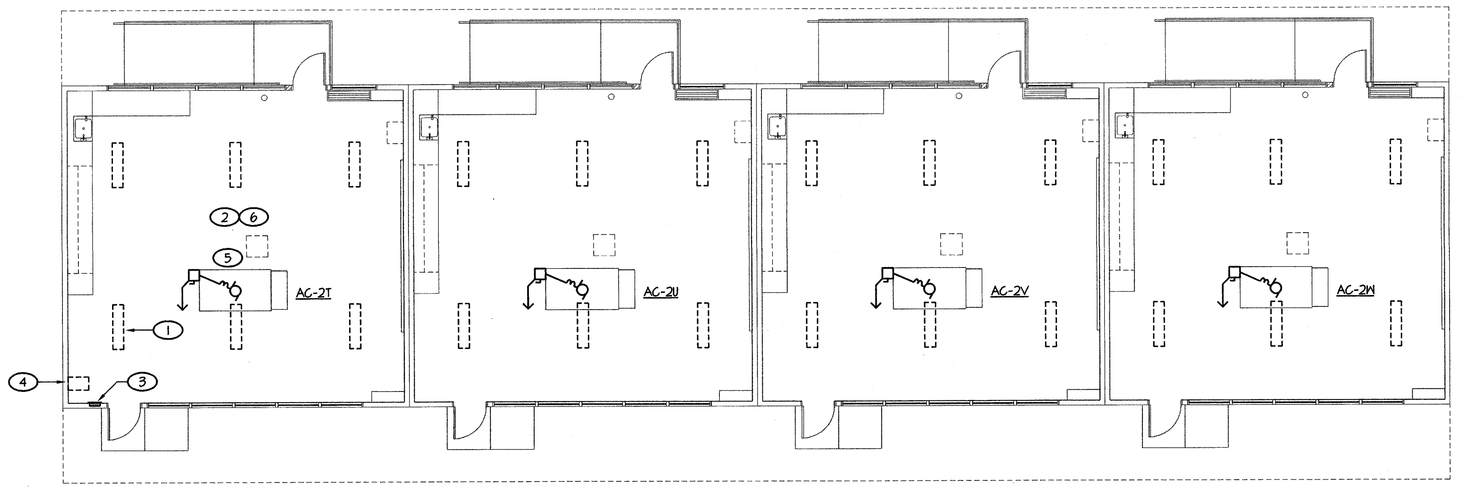

NORTH

ELECTRICAL PLAN - R-6.B, R-6.C, R-6.D AND R-6.E (8)(9)

1/8" = 1'-0"

0' 4' 8' 16'

ORDIZ MELBY
ARCHITECTS, INC.
5500 MING AVENUE SUITE 280
BAKERSFIELD, CALIFORNIA 93309
TELEPHONE (661) 832-5258
FACSIMILE (661) 832-4291

LICENSED ARCHITECT WILLIAM JOHN MELBY No. C-16835 DEC. 31 2007 RENEWAL DATE STATE OF CALIFORNIA

DANNY E. ORDIZ, AIA
ARCHITECT C-14,728

WILLIAM J. MELBY, AIA
ARCHITECT C-16,835

CONSULTANT

REGISTERED PROFESSIONAL ENGINEER THEODORE W. ROSE No. E14920 Exp. 6/30/09 ELECTRICAL STATE OF CALIFORNIA

Rose Sing and Associates, Inc.
Electrical Consultants
131 S. Dunworth – (559)733-2671
Visalia, California 93292-6705

IDENTIFICATION STAMP
DIVISION OF STATE ARCHITECT
OFFICE OF REGULATION SERVICES

APPL. 03-107003
FILE # 15-6

AC _____ FLS _____ SS _____

DATE _____

MODERNIZATION AT CURRAN MIDDLE SCHOOL FOR:

BAKERSFIELD CITY SCHOOL DISTRICT

1116 LYMRIC WAY
BAKERSFIELD
CALIFORNIA
93309

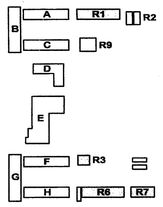

BUILDING KEY PLAN

MARK	DATE	DESCRIPTION

JOB NUMBER:
2002480
CAD DRAWING FILE:
-
DRAWN BY:
ES
CHECKED BY:
TWR

CHECK AND VERIFY ALL DIMENSIONS BEFORE PROCEEDING WITH THE WORK. REPORT DISCREPANCIES TO THE ARCHITECT.

THE DRAWINGS, IDEAS, AND DESIGNS REPRESENTED ON THIS SHEET ARE THE PROPERTY OF THE ARCHITECT.

COPYRIGHT
ORDIZ-MELBY ARCHITECTS, INC. 2004

SHEET TITLE

ELECTRICAL PLANS - RELOCATABLES

SHEET IDENTIFICATION NUMBER

AE-161

SHEET OF

RSA\SCHOOLS\BFIELD\BCSD\CURRAN\2007 REVISIONS\ E-161.dwg REVISED: 11-14-07 BY: TW RSA JOB #07-140-R5