


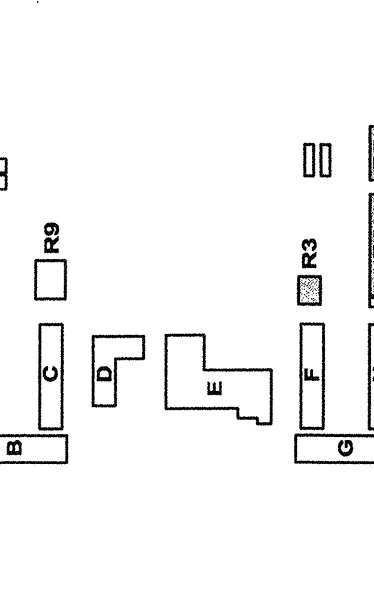
Rose Singh and Associates, Inc.  
Electrical Consultants  
131 S. Dunsmuir - (559) 733-2871  
Visalia, California 93292-0025



MODERNIZATION AT  
CURRAN MIDDLE  
SCHOOL  
FOR:

BAKERSFIELD  
CITY SCHOOL  
DISTRICT

1116 LYNNRIC WAY  
BAKERSFIELD  
CALIFORNIA  
93309



**BUILDING KEY PLAN**

MARK	DATE	DESCRIPTION

DATE PLOTTED: 2/02/10  
CAD DRAWING FILE: 2002460

DRAWN BY: TWR  
CHECKED BY: TWR  
DATE: FEB 10 2010

CHECK AND VERIFY ALL DIMENSIONS BEFORE  
REPORTING DISCREPANCIES TO THE ARCHITECT.  
THE DRAWING, REVISIONS AND DIMENSIONS  
ARE THE PROPERTY OF THE ARCHITECT.  
COPYRIGHT © 2009 BY ORDIZ MELBY ARCHITECTS, INC. 2009

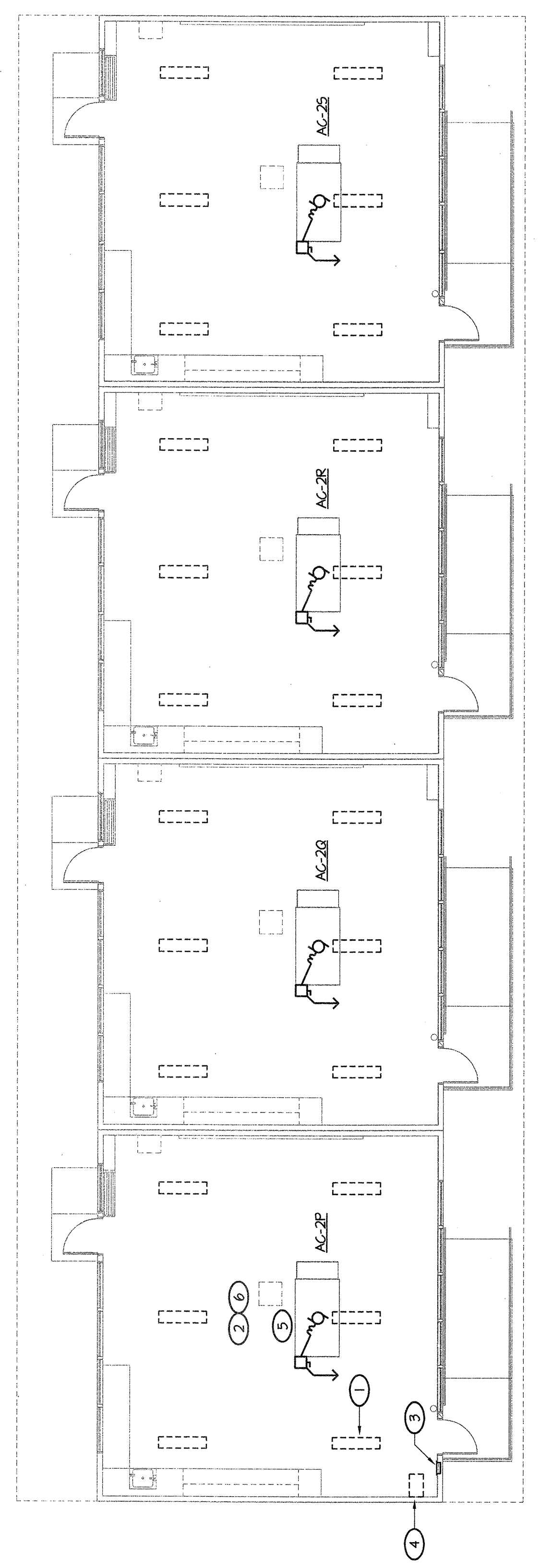
**ELECTRICAL PLANS -  
RELOCATABLES**

SHEET IDENTIFICATION NUMBER

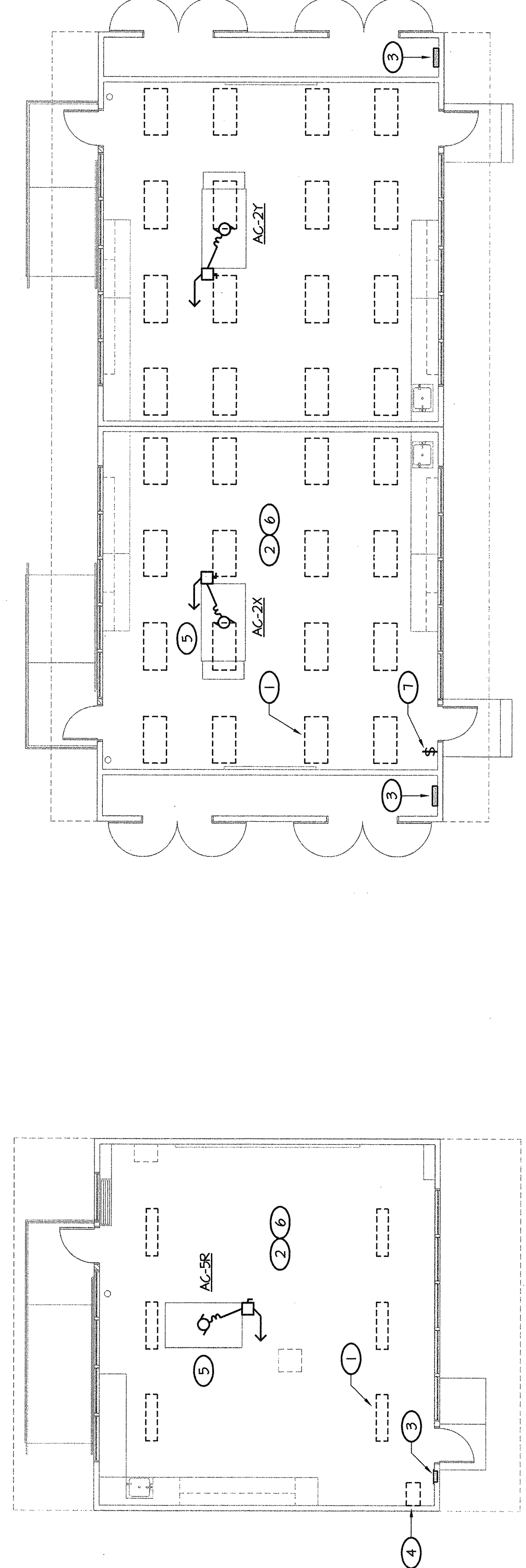
**AE-161**  
SHEET OF

**NOTES (THIS SHEET ONLY):**

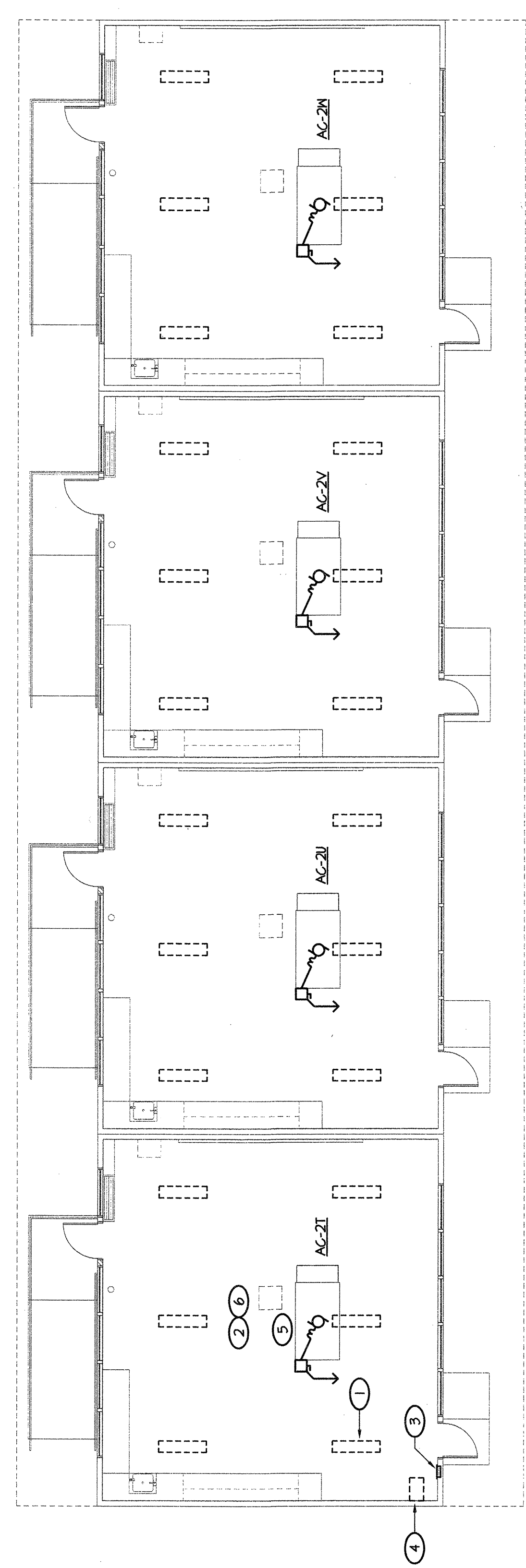
1. BASICALLY, AT ALL CEILING BEING DEMOLISHED AND REPLACED WITH NEW THE ELECTRICAL CONTRACTOR SHALL REMOVE ALL EXISTING LIGHT FIXTURES AND CONDUITS WHICH CIRCUITING AS REQUIRED TO CLEAR WAY FOR NEW CONSTRUCTION.
2. REMOVE ALL EXISTING FIRE ALARM DEVICES AND ALL RELATED CONDUIT AND WIRING. THIS WORK IS TO BE DONE UPON THE COMPLETION OF THE NEW FIRE ALARM SYSTEM. TYPICAL.
3. REPLACE EXISTING ELECTRICAL PANEL PER 'PANEL REPLACEMENT SCHEDULE' ON SHEET 'E-10'. TYPICAL FOR EACH ROOM UOIN.
4. DISCONNECT AND REMOVE ALL ELECTRICAL TO FLOOR UNIT HEATER BEING REMOVED. TYPICAL IN EACH ROOM OF THIS WING.
5. DISCONNECT ELECTRICAL TO THE EXISTING ROOF IN VAC. UNIT. SALVAGE AND RECONNECT TO THE NEW HVAC UNIT BEING INSTALLED USING THE EXISTING CONDUITORS. TYPICAL.
6. VERIFY LOCATIONS AND KEEP THE EXISTING ROOF-MOUNTED RECEPTACLES IN SERVICE. REPLACE WITH LEGAL DUPLEX RECEPTACLE AND A WEATHERPROOF WHILE-IN-USE COVER. RED DOT KOS56V OR EQUAL. TYPICAL.
7. REPLACE EXISTING SWITCH WITH NEW. REFER TO TYPICAL ENLARGED LIGHTING PLAN ON SHEET 'E-160' FOR NEW SWITCH REQUIREMENTS.
8. REFER TO THE GENERAL NOTES ON SHEET 'E-160' FOR ADDITIONAL DEMO AND NEW WORK REQUIRED FOR EACH BUILDING.
9. REFER TO ENLARGED ELECTRICAL PLANS ON SHEET 'E-160' FOR ALL NEW LIGHTING AND POWER REQUIREMENTS.



**ELECTRICAL PLAN - R-1.A, R-1.B, R-1.C, AND R-1.D**  
1/8" = 1'-0"



**ELECTRICAL PLAN - R-3.A, R-7.A AND R-7.B**  
1/8" = 1'-0"



**ELECTRICAL PLAN - R-6.B, R-6.C, R-6.D AND R-6.E**  
1/8" = 1'-0"

APPROVED  
DIV. OF THE STATE ARCHITECT  
LOS ANGELES BASIN REGIONAL OFFICE  
AC FLS SS  
APPL. NO. 03-107003 DATE: FEB 10 2010