


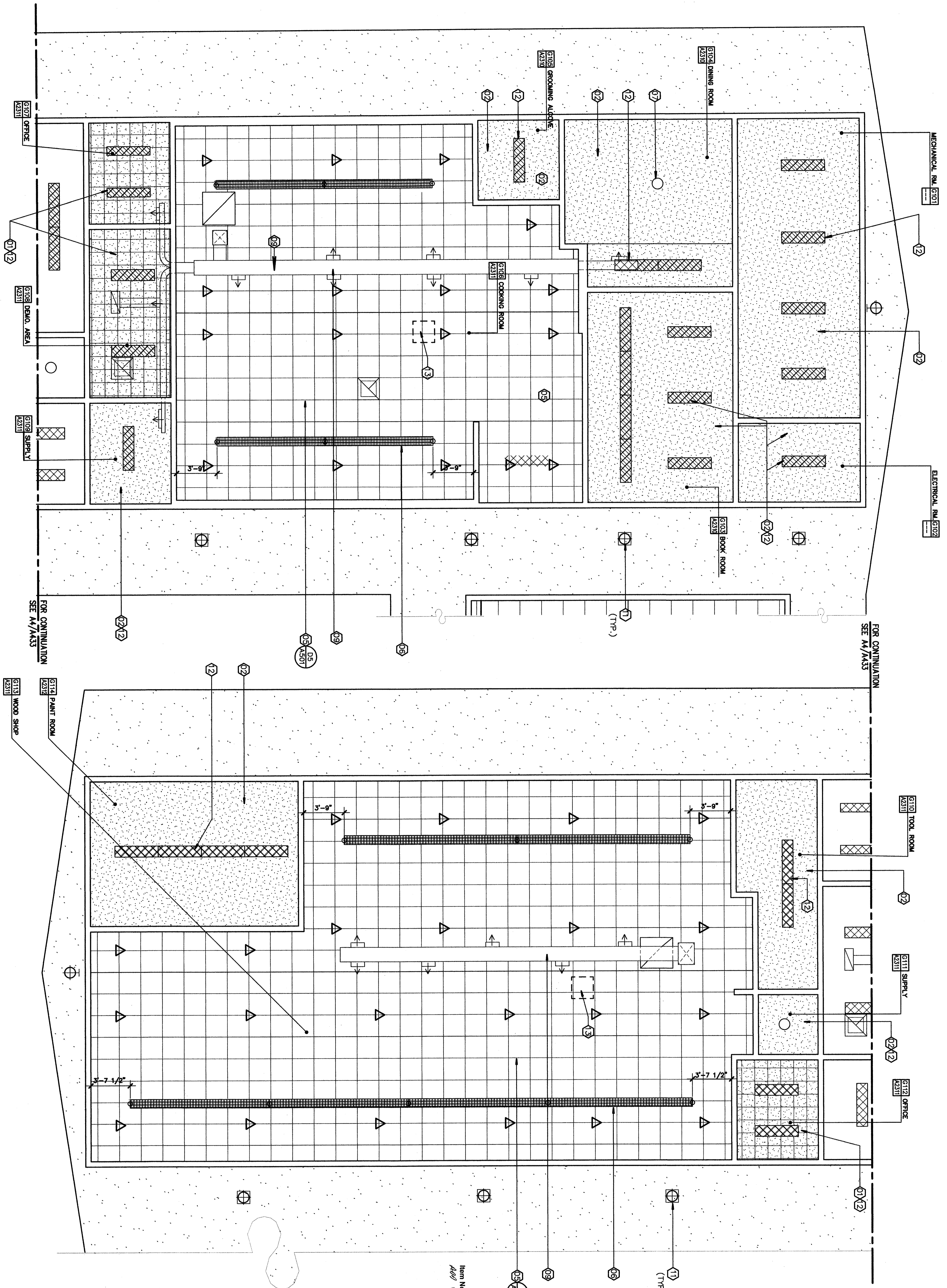

A1
 1/4"=1'-0"

PARTIAL REFLECTED CEILING PLAN BUILDING 'G'



A4
 1/4"=1'-0"

PARTIAL REFLECTED CEILING PLAN BUILDING 'G'

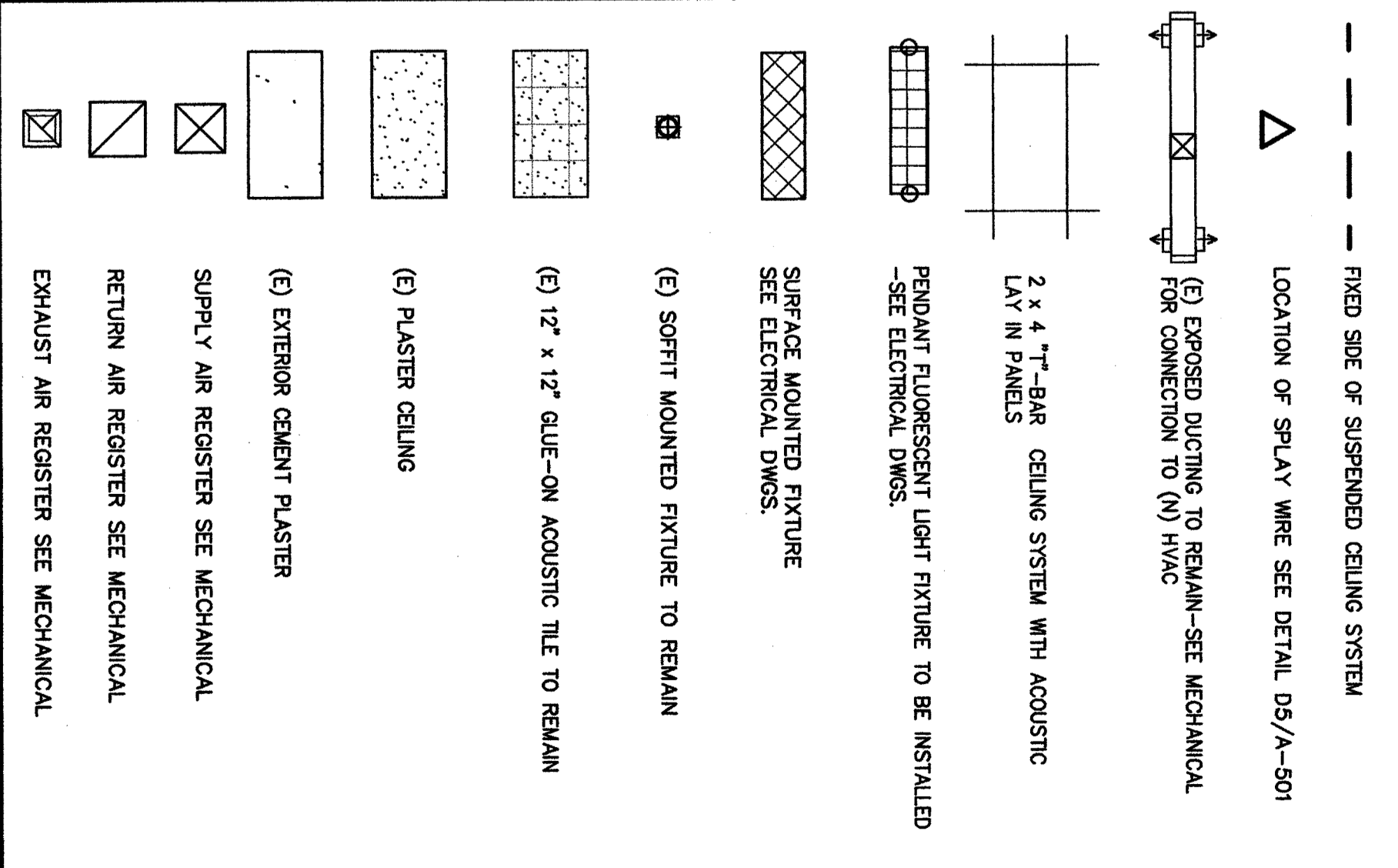


KEYNOTES
 THIS SHEET ONLY

- 01 (E) 12' x 12' ACOUSTIC TILES TO REMAIN.
- 02 (E) PLASTER CEILING TO BE PATCHED AS REQUIRED. PREP & PAINT.
- 03 (E) COVERED WALK SOFFIT TO BE PREPARED AS REQUIRED--PAINT.
- 04 REMOVE (E) DAMENING DRAPES & TRACK PRIOR TO REMOVAL OF (E) SUSPENDED CEILING. REINSTALL DRAPES & TRACK @ SAME LOCATION AFTER INSTALLATION OF ACOUSTIC T--BAR CEILING.
- 05 PROVIDE/INSTALL ACOUSTIC T--BAR CEILING. SEE MECHANICAL FOR SUPPLY AND RETURN AIR REGISTERS WHERE OCCURS.
- 06 PROVIDE/INSTALL SURFACE MOUNT LIGHTING PER ELECTRICAL DRAWINGS FIXTURES TO COMPLY W/OBC TABLE 16-A-0 FOOT NOTE #25
- 07 (E) LIGHT FIXTURES TO REMAIN.
- 08 REMOVE (E) LIGHT FIXTURES - SEE ELECTRICAL DWGS.
- 09 (E) HVAC DUCTING TO REMAIN. PREP AS REQUIRED--PAINT.
- 10 (E) STUCCO PLASTER SOFFITS--TO BE PREPARED/PATCHED AS REQUIRED--PAINT
- 11 NEW LIGHTING FIXTURES PER ELECTRICAL DRAWINGS
- 12 REMOVE/INSTALL LIGHT FIXTURES TO REPLACE EXISTING-PER LOCATION NOTED
- 13 PROVIDE/INSTALL TUBE STEEL PROJECTOR HANGER--SEE DETAIL C5 METAL FRAME ATTACHMENT TO ROOF STRUCTURE ABOVE. LOCATE APPROXIMATELY 13'-0" FROM PROJECTOR SCREEN. ADJUST DIMENSION AS REQUIRED TO ATTACH TO ROOF JOIST ABOVE.

Item No. 31 Refer to Sheet A-433
 11/8/03 #17
 Review electrical drawings. Provide and install surface mount lighting per electrical drawings. Fixtures to comply with CBC table 16-A-4 foot note #25. Review Keynote #11 to read: "New lighting fixtures per tube steel projector hanger. See detail C5 sheet A-433 and install acoustic tile as required allowing metal frame attachment to roof structure above. Locate projector hanger approximately 13'-0" from projector screen. Adjust dimension as required to attach to roof joist above."

CEILING LEGEND



BUILDING KEY PLAN


MARK	DATE	DESCRIPTION
CD	08/29/07	APPENDIX 1
AD	08/11/07	APPENDIX 2
AD	11/01/07	APPENDIX 3

1116 LYNNIC WAY
 BAKERSFIELD
 CALIFORNIA
 93309

MODERNIZATION AT
 CURRAN MIDDLE
 SCHOOL
 FOR:
 BAKERSFIELD
 CITY SCHOOL
 DISTRICT

IDENTIFICATION STAMP
 DIVISION OF STATE ARCHITECT
 OFFICE OF RESOLUTION SERVICES
 APRIL 03-107003
 FILE # 15-6
 AC _____ FS _____ SS _____
 DATE _____

DANNY E. ROZCZ, AIA
 ARCHITECT C-14,728
 WILLIAM J. MERRY, AIA
 ARCHITECT C-16,835
 CONSULTANT



ORDIZ MELBY ARCHITECTS, INC.
 8000 KING AVENUE SUITE 200
 BAKERSFIELD, CALIFORNIA 93309
 TELEPHONE (801) 832-6288
 FACSIMILE (801) 832-4281

REFLECTED CEILING
 BUILDING G
 SHEET IDENTIFICATION NUMBER
A-433
 SHEET 42 OF 46