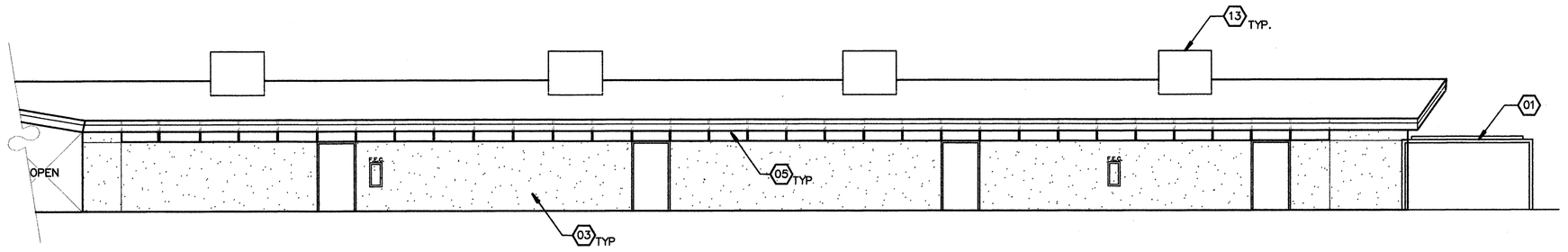

F1 SOUTH ELEVATION BLDG A
1/8"=1'-0" 0' 4' 8' 16'

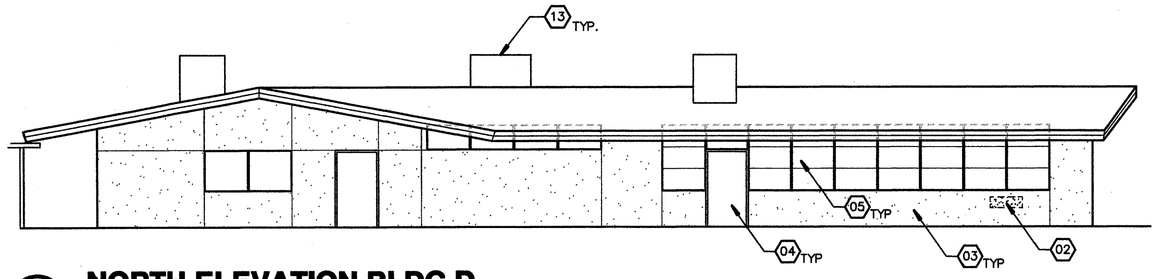

E1 NORTH ELEVATION BLDG D
1/8"=1'-0" 0' 4' 8' 16'

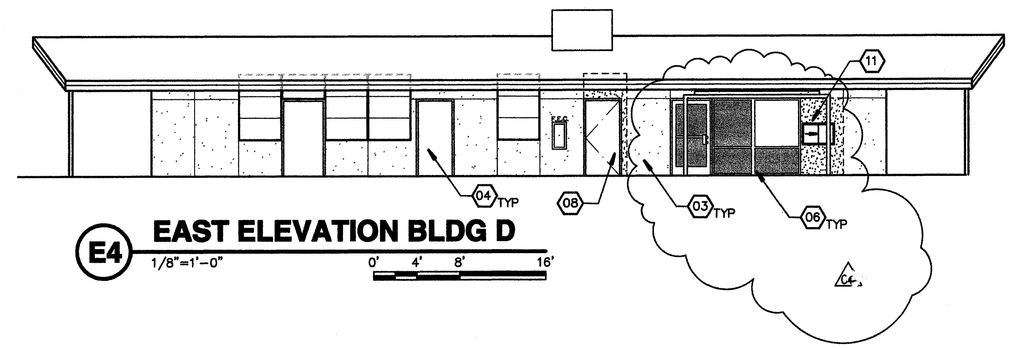

E4 EAST ELEVATION BLDG D
1/8"=1'-0" 0' 4' 8' 16'

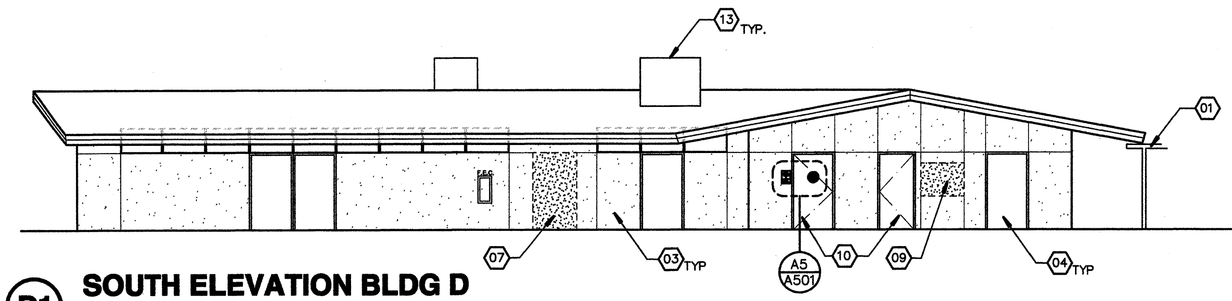

D1 SOUTH ELEVATION BLDG D
1/8"=1'-0" 0' 4' 8' 16'

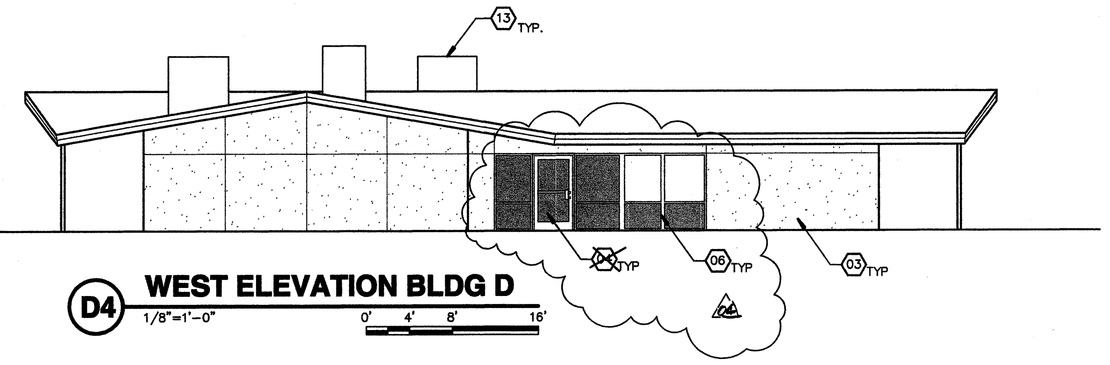

D4 WEST ELEVATION BLDG D
1/8"=1'-0" 0' 4' 8' 16'

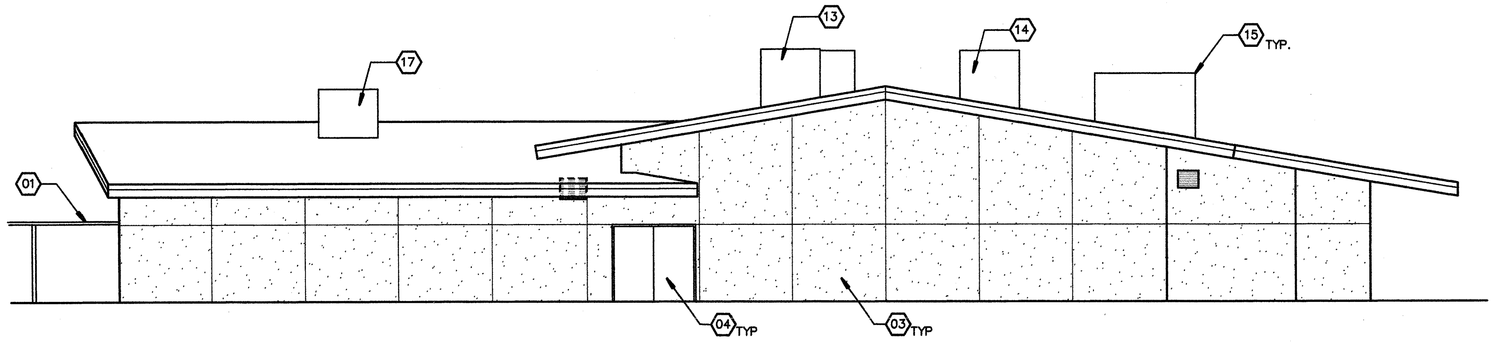

C1 NORTH ELEVATION BLDG E
1/8"=1'-0" 0' 4' 8' 16'

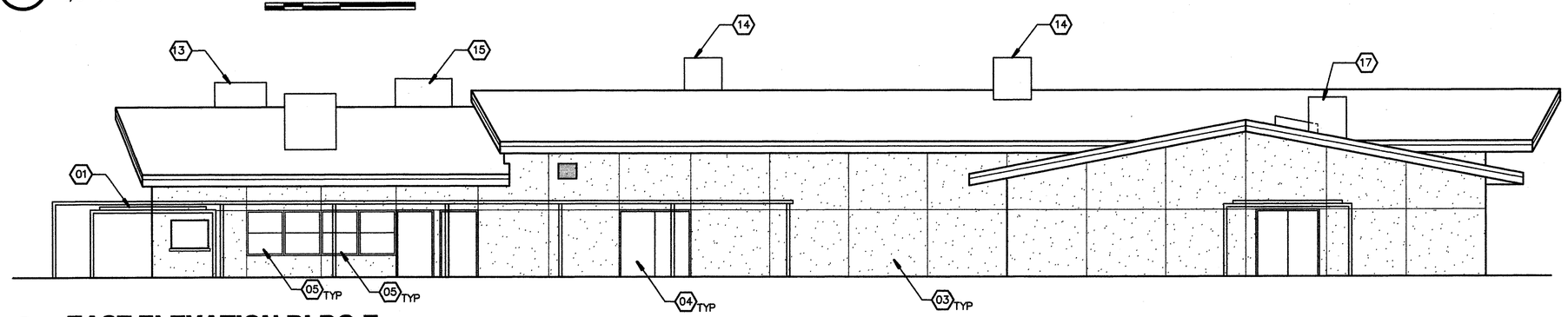

B1 EAST ELEVATION BLDG E
1/8"=1'-0" 0' 4' 8' 16'

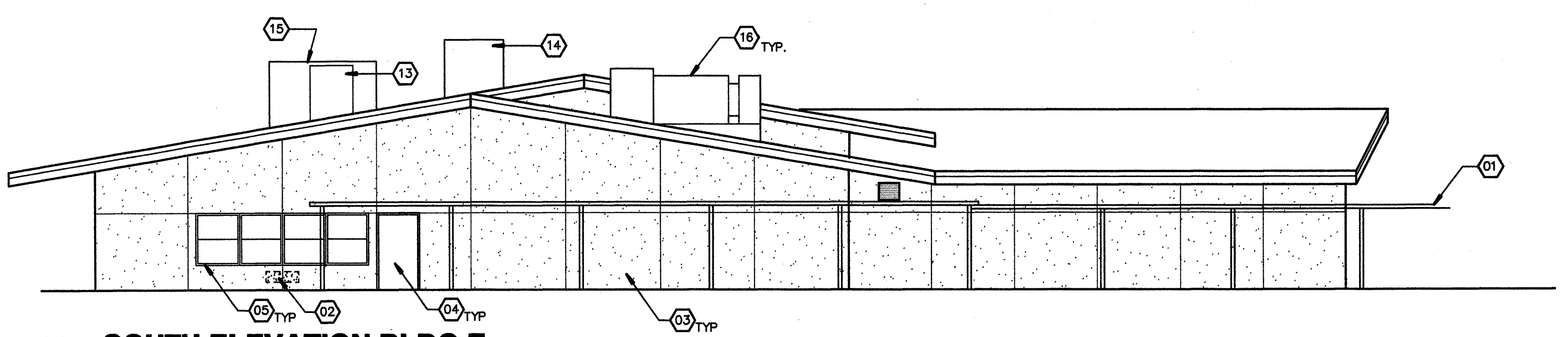

A1 SOUTH ELEVATION BLDG E
1/8"=1'-0" 0' 4' 8' 16'

Item No. 6: Refer to Sheet A-222
Add #4
Replace store-front-glazing system in rooms D112 Office, D113 Public, D-101 Lobby & D-102 Office per owner's request. Revise Keynote 01 to read. "Existing covered walk to be removed by others." Revise Keynote 06 to read. "New store-front glazing per specifications." Omit Keynote 15.

00 KEYNOTES
THIS SHEET ONLY

01 COVERED WALK TO BE REMOVED BY OTHERS 4
02 REMOVE VENT LOUVERS @ DEMO'D HEATER UNIT. INFILL – MATCH 2x W/ INSULATION PATCH MATCH FINISHES PAINT
03 PATCH/ PREP PLASTER SURFACES AS REQUIRED – PAINT WALLS AND SOFFITS
04 PATCH/ PREP DOORS/ FRAMES AS REQUIRED PAINT. REFER TO FLOOR PLAN AND DOOR SCHEDULE FOR FINISH HARDWARE REQUIREMENTS.
05 CLEAN/ PRIME METAL WINDOW FRAMES PAINT.
06 NEW STOREFRONT GLAZING PER SPECIFICATIONS 4
07 REMOVE DOOR/FRAME, INFILL OPENING W/STUDS INSULATION, PATCH MATCH (E) FINISHES.
08 REMOVE WINDOW, REMOVE WALL BENEATH AS REQUIRED FOR INSTALLATION OF H.M. DOOR/FRAME W/ACCESSIBLE HARDWARE, SEE DOOR SCHEDULE INFILL & PATCH WALL, MATCH (E) FINISHES.
09 REMOVE PASS-THRU WINDOW/FRAME-INFILL W/STUDS & INSULATION PATCH WALL MATCH (E) FINISHES.
10 REMOVE DOOR/FRAME, PROVIDE/INSTALL H.M. DOOR/FRAME/ACCESSIBLE HARDWARE. REVERSE DOOR SWING-PATCH WALL MATCH FINISHES-SEE FINISH & DOOR SCHEDULE.
11 INFILL (E) OPENING W/2x @ 16" O.C., INSULATION. PATCH WALL MATCH FINISHES. PROVIDE/INSTALL ALUM. SLIDER TICKET WINDOW W/PLASTIC LAMINATE COUNTER-SEE WINDOW SCHED. PATCH ADJACENT FINISHES AS REQUIRED-PAINT.
12 CLEAN PREP AND PAINT LOUVERS AS REQUIRED
13 REMOVE (E) A.C. UNITS AND PLATFORMS, PROVIDE/INSTALL A.C. UNITS WITH FACTORY CURBS SEE MECHANICAL PLANS. PATCH (E) ROOFING AS REQUIRED. SEE STRUCTURAL DRAWINGS FOR ADDITIONAL ROOF FRAMING AND REQUIRED BLOCKING
14 REMOVE / REPLACE (E) EVAP. COOLER – PATCH ROOF AS REQUIRED. SEE MECHANICAL DRAWINGS.
15 PROVIDE / INSTALL HVAC UNIT W/ FACTORY METAL CURB ON ROOF – PROVIDE 6x SOLID WOOD BLOCKING BELOW UNIT & ANCHOR THE UNIT & BLOCKING PER DETAIL 7/S-101. VERIFY ALL WORK WITH MECHANICAL DWG'S – PATCH FOAM ROOF AS REQUIRED 4
16 REMOVE (E) EVAP. COOLER PROVIDE INSTALL MUA UNIT ON ROOF-TO TIE – IN TO (E) EXHAUST HOOD IN KITCHEN SEE MECH & STRUCTURAL DWG'S FOR CURB MOUNTING DETAILS & CURB MOUNTING REQUIREMENTS. PATCH FOAM ROOFING AS REQUIRED.
17 (E) HVAC UNIT TO REMAIN.

ORDIZ MELBY
ARCHITECTS, INC.
5500 MING AVENUE SUITE 280
BAKERSFIELD, CALIFORNIA 93309
TELEPHONE (661) 832-5258
FACSIMILE (661) 832-4291

LICENSED ARCHITECT WILLIAM JOHN MELBY No. C-16835 DEC. 31 2007 GENERAL DATE STATE OF CALIFORNIA

DANNY E. ORDIZ, AIA
ARCHITECT C-14,728
WILLIAM J. MELBY, AIA
ARCHITECT C-16,835
CONSULTANT

IDENTIFICATION STAMP
DIVISION OF STATE ARCHITECT
OFFICE OF REGULATION SERVICES
APPL. 03-107003
FILE # 15-6
AC ____ FLS ____ SS ____
DATE ____

MODERNIZATION AT CURRAN MIDDLE SCHOOL
FOR:
BAKERSFIELD CITY SCHOOL DISTRICT

1116 LYMRIC WAY
BAKERSFIELD
CALIFORNIA
93309

BUILDING KEY PLAN

MARK	DATE	DESCRIPTION
SD		
CD		
01	06/23/07	ADDENDUM 1
02	09/11/07	ADDENDUM 2
03	11/01/07	ADDENDUM 3

JOB NUMBER:
2002480
CAD DRAWING FILE:
12:37 PM
DRAWN BY:
TT
CHECKED BY:
MKB

CHECK AND VERIFY ALL DIMENSIONS BEFORE PROCEEDING WITH THE WORK. REPORT DISCREPANCIES TO THE ARCHITECT.

THE DRAWINGS, IDEAS, AND DESIGNS REPRESENTED ON THIS SHEET ARE THE PROPERTY OF THE ARCHITECT.

COPYRIGHT
ORDIZ-MELBY ARCHITECTS, INC. 2002

SHEET TITLE
EXTR ELVS
BUILDINGS A, D & E

SHEET IDENTIFICATION NUMBER
A-222
SHEET 17 OF 46

PLOT TIME: 12:37 PM
PLOT DATE: 11-2-2007
PATH NAME: 12:37 PM
PLOT SCALE: 1/8" = 1'-0"