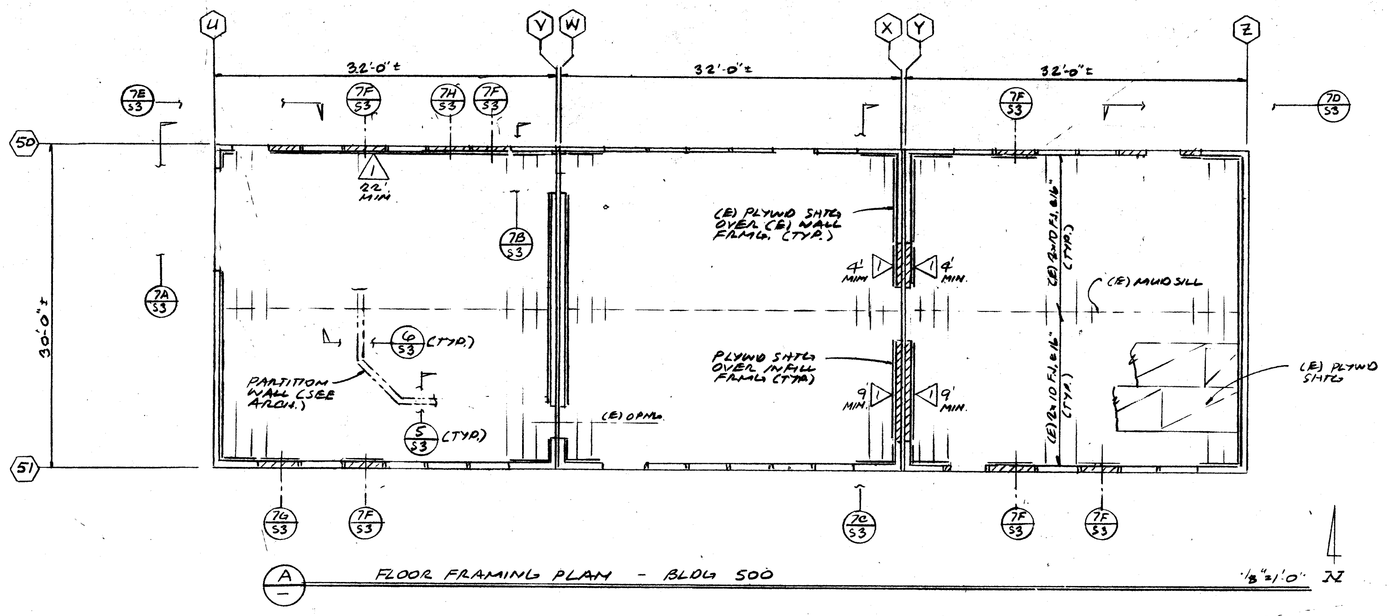

A FLOOR FRAMING PLAN - BLDG 500 1/8"=1'-0" N

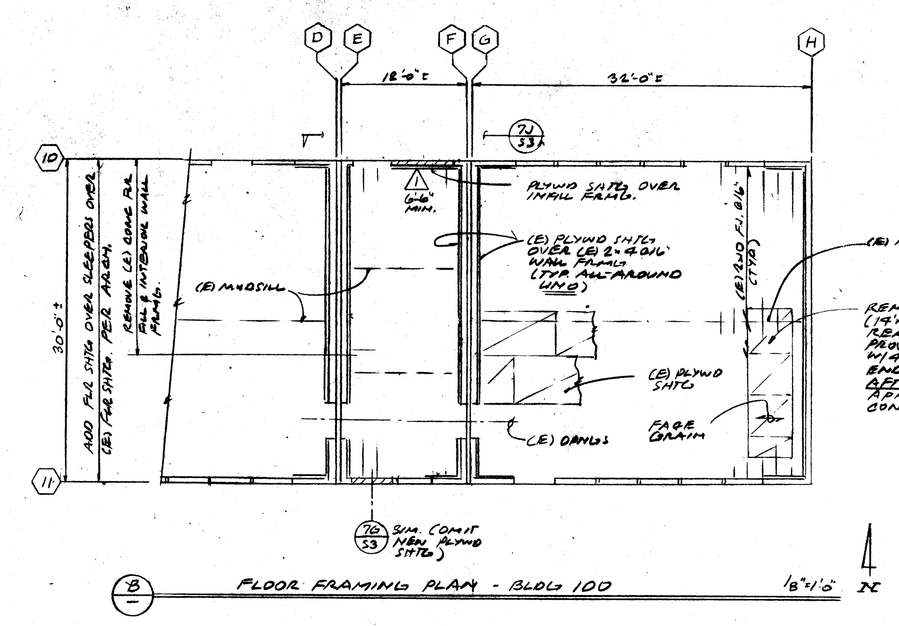

B FLOOR FRAMING PLAN - BLDG 100 1/8"=1'-0" N

NOTES

1. SEE SHT S1 FOR GENERAL NOTES & TYPICAL DETAILS.
2. SEE ARCH DRWGS FOR SITEWORK, ADDITIONAL DEMO & INFORMATION NOT SHOWN ON STRUCTURAL DRWGS.

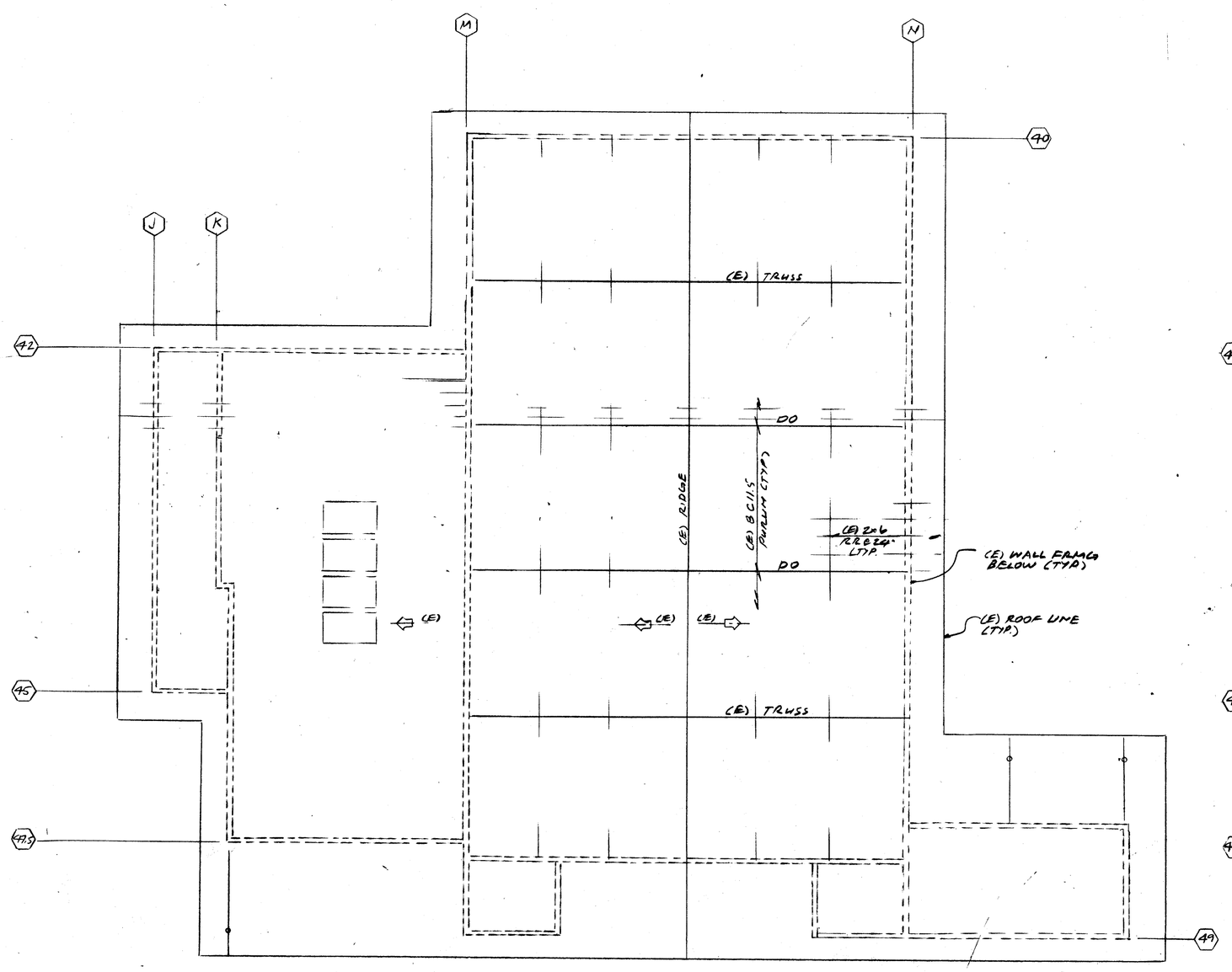

C PARTIAL ROOF FRAMING & CEILING FRAMING PLANS - BLDG 400 1/8"=1'-0" N (REF)

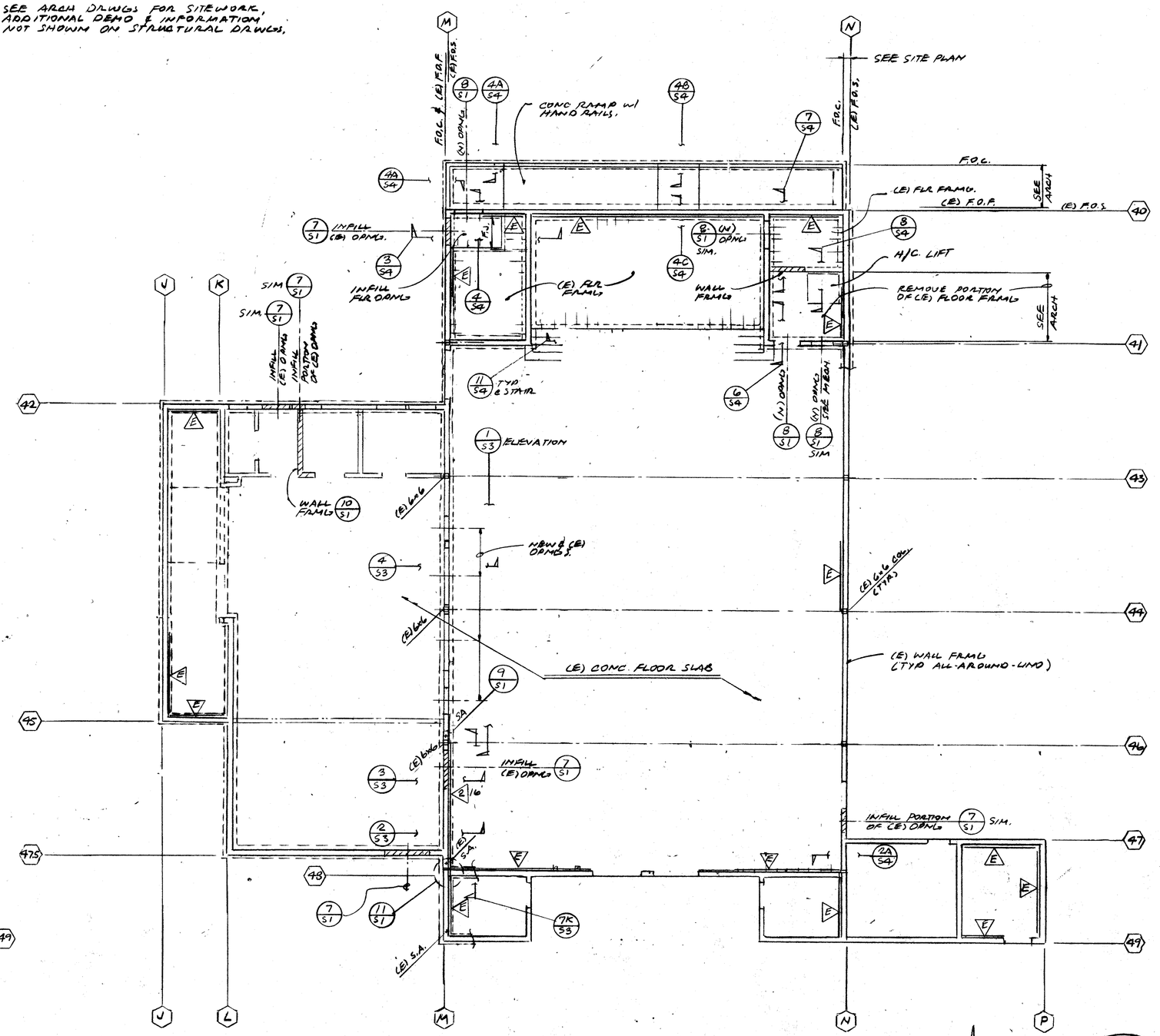

D FOUNDATION PLAN - BLDG 400 1/8"=1'-0" N (REF)

REGISTERED PROFESSIONAL ENGINEER JOHN O. FORESTER No. 2528 Exp. 3-31-00 STRUCTURAL STATE OF CALIFORNIA

ORDIZ MELBY ARCHITECTS INC.

5620 DISTRICT BLVD. #105
BAKERSFIELD, CA. 93313
TEL. (805)-832-5258
FAX. (805)-832-4291

REGISTERED ARCHITECT JOHN MELBY No. C-14728 12-31-99

DANNY E. ORDIZ A.I.A.
ARCHITECT C-14,728

WILLIAM J. MELBY A.I.A.
ARCHITECT C-16,835

IDENTIFICATION STAMP
DIV. OF STATE ARCHITECT
OFFICE OF REGULATIONS SERVICES
APPL. 101484
A.C. ____ F.L.S. ____ S.S. MC
DATE 1-13-1999

AS BUILT DRAWINGS

MODERNIZATION OF COLLEGE HEIGHTS ELEM. SCHOOL FOR:

BAKERSFIELD CITY SCHOOL DISTRICT

2551 SUNNY LN.
BAKERSFIELD, CALIFORNIA
93305

CHECK AND VERIFY ALL DIMENSIONS BEFORE PROCEEDING WITH THE WORK. REPORT DISCREPANCIES TO THE ARCHITECT

MARK	DATE	REVISION

FOUNDATION & FRAMING PLANS

JOB NUMBER 97140
DATE 1/6/99
DRAWN BY J.Q.F.
S
SHEET 2 OF
#98028