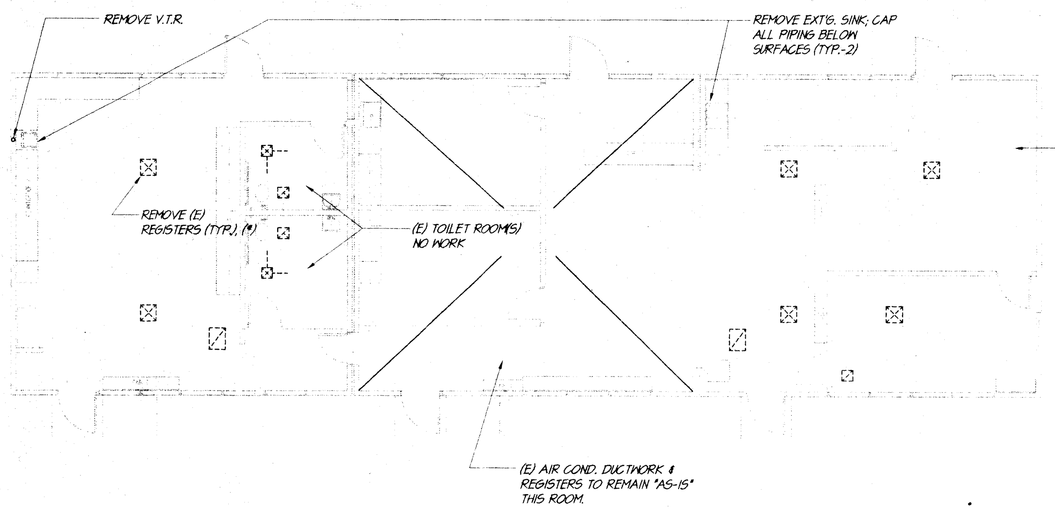

BLDG. 500 DEMO. FLOOR PLAN

SCALE: 1/8"=1'-0"

(*) PREPARE (E) DUCTWORK TO ACCOMODATE REGISTERS AS SHOWN BELOW.

NORTH

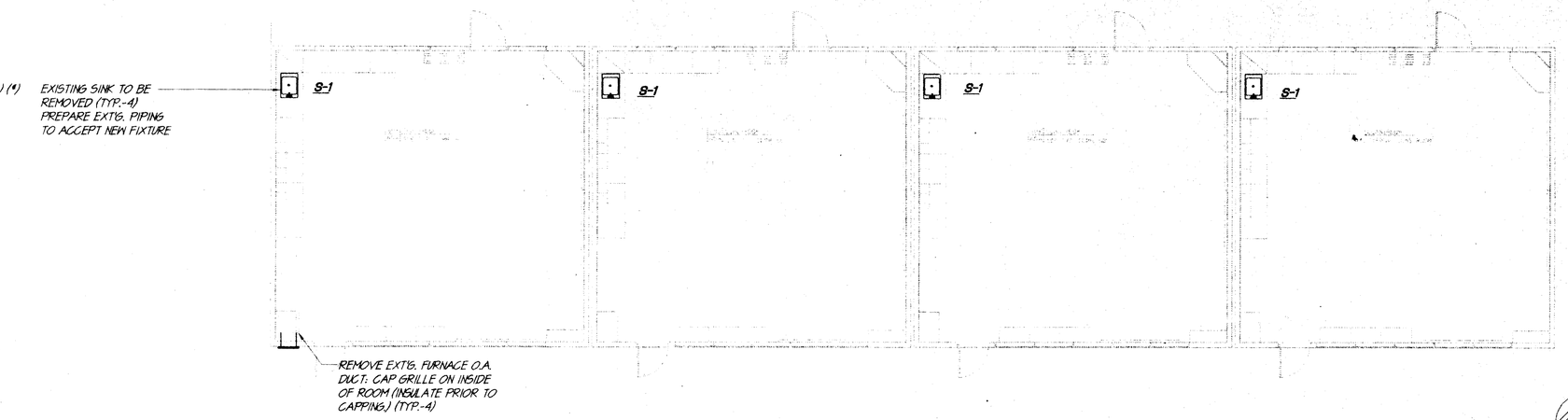

BLDG. 600 DEMO. AND PLBG. FLOOR PLAN

SCALE: 1/8"=1'-0"

NORTH

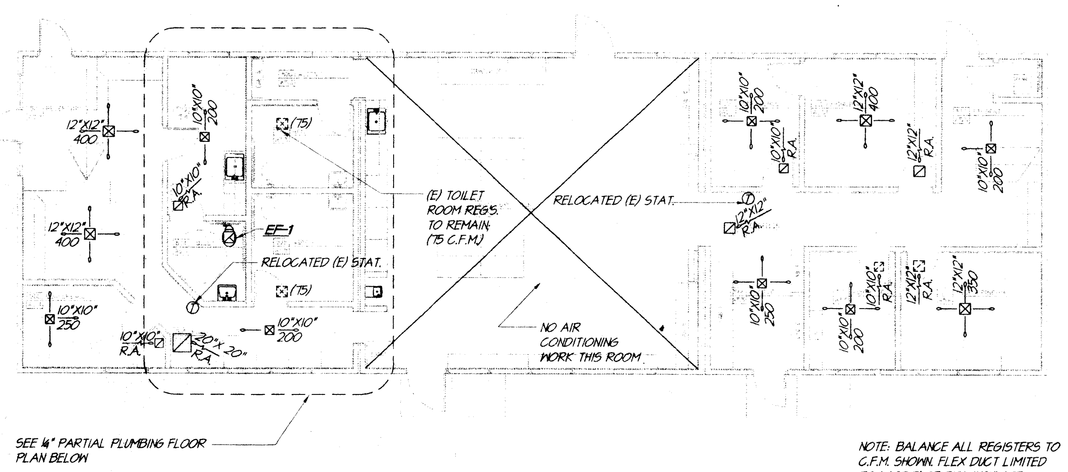

NOTE: BALANCE ALL REGISTERS TO C.F.M. SHOWN. FLEX DUCT LIMITED TO LAST 7' OF RUN. INSULATE ALL NON-FLEX DUCT W/ 2" FIBGLASS WRAP.

BLDG. 500 MECHANICAL / PLBG. FLOOR PLAN

SCALE: 1/8"=1'-0"

NORTH

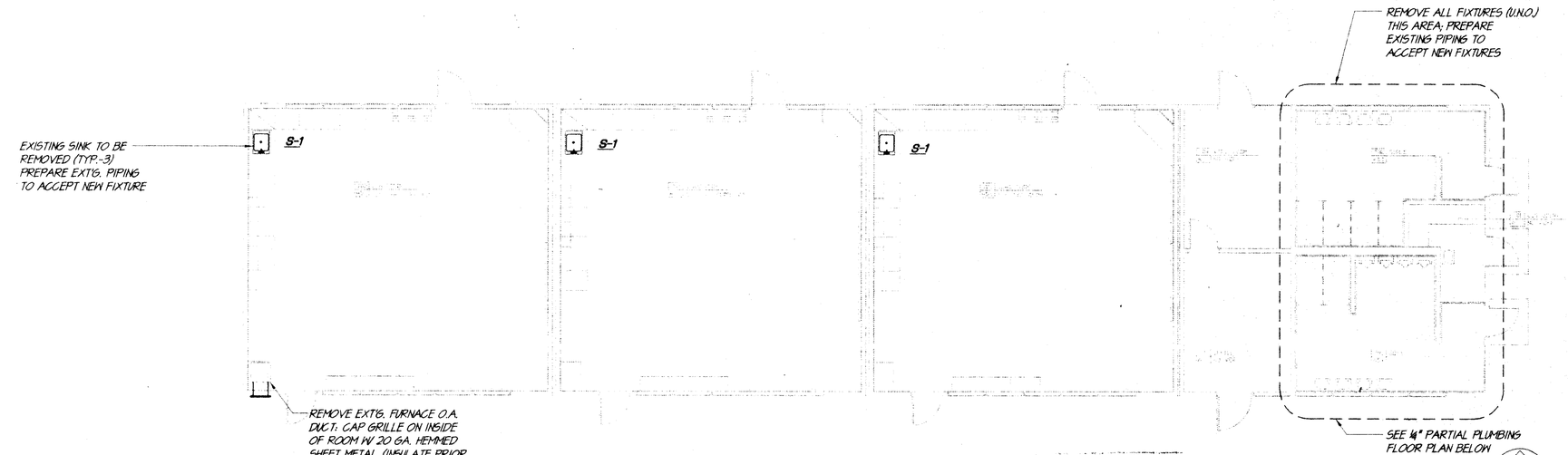

BLDG. 700 DEMO. AND PLBG. FLOOR PLAN

SCALE: 1/8"=1'-0"

NORTH

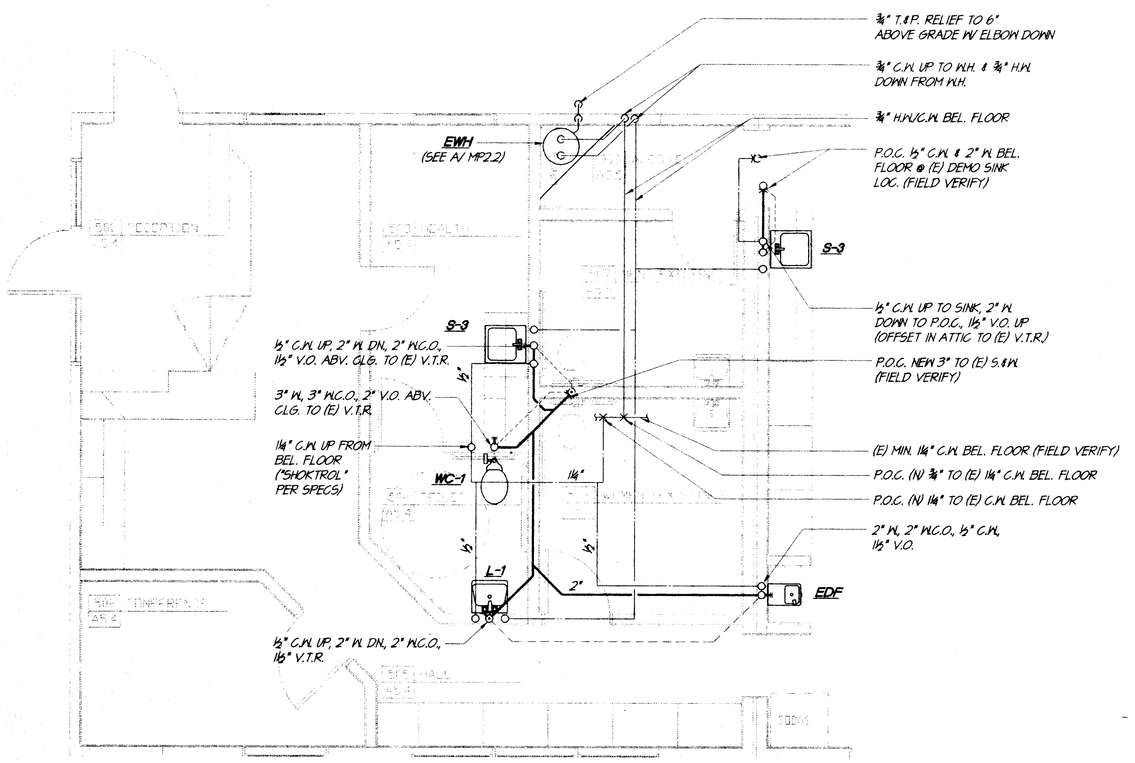

PARTIAL PLBG. FLOOR PLAN (BLDG. 500)

SCALE: 1/4"=1'-0"

NORTH

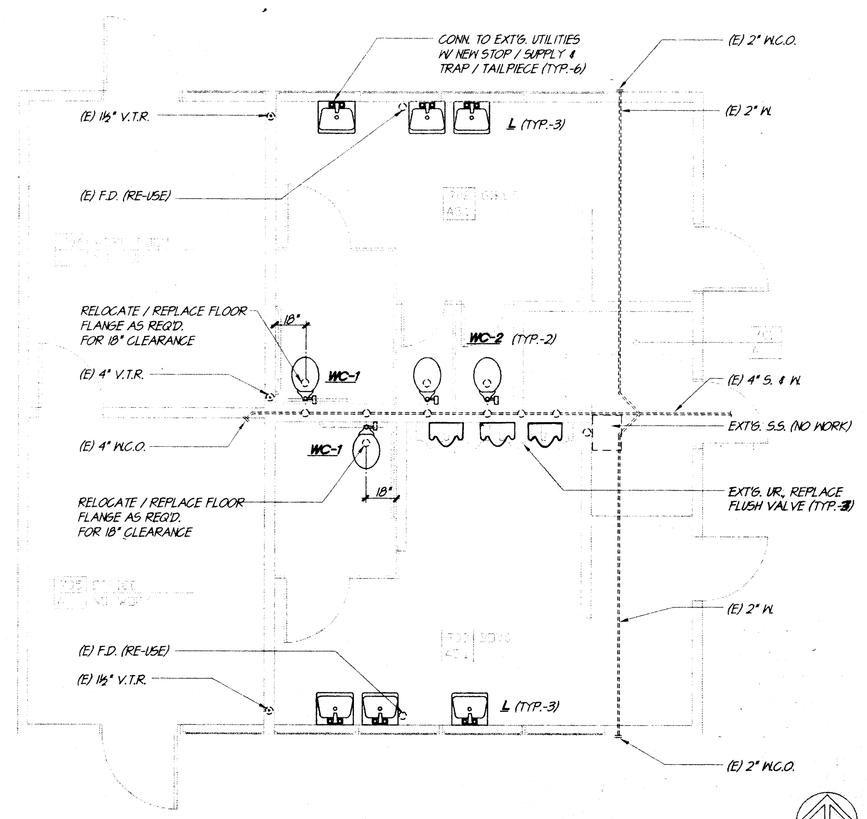

PARTIAL PLBG. FLOOR PLAN (BLDG. 700)

SCALE: 1/4"=1'-0"

NORTH

NOTE: CONN. WATER, WASTE & VENT TO EXISTING PIPING AS RE-CONFIGURED TO ACCEPT NEW FIXTURES SHOWN. INSTALL "SHOKTROL" PER SPEC'S. ON EXISTING 2" C.W. HEADER.

All mechanical electrical equipment shall be braced or anchored to resist horizontal forces acting in direction using the following criteria:

Equipment on Grade	20% of Operating Weight
Equipment on Structure	30% of Operating Weight

For flexibly mounted equipment use 4 x the above values, and simultaneous vertical force use 1/3 x the horizontal force.

The above values are for Seismic Importance Factor, I = 1.0 and Seismic Zone Factor, Z = 0.4

Where anchorage details are not shown on the drawings the field installation shall be subject to the approval of the Mechanical Electrical Engineer and the Field Engineer of the Division of the State Architect.

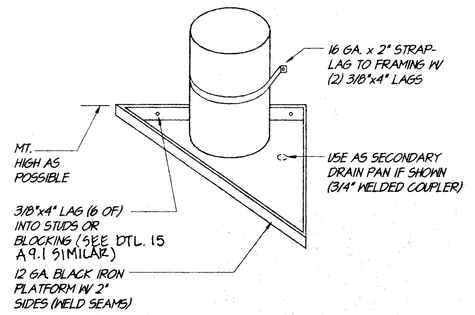

EWH MOUNTING DETAIL

NOT TO SCALE

(A)

MDC MECHANICAL DESIGN CONCEPTS
#2031
MECHANICAL ENGINEERING SERVICES
428 Truxtun Avenue Bakersfield, Ca. 93301
Tel ✆ (805) 326-0263 Fax ✆ (805) 326-1069
PLOTTED: 6-30-98

ORDIZ MELBY ARCHITECTS INC.

5620 DISTRICT BLVD. #105
BAKERSFIELD, CA. 93313
TEL. (805)-832-5258
FAX. (805)-832-4291

LICENSED ARCHITECT DANIEL JAMES BAILEY 12-31-99 CALIFORNIA

DANNY E. ORDIZ A.I.A.
ARCHITECT C-14,728

WILLIAM J. MELBY A.I.A.
ARCHITECT C-16,835

IDENTIFICATION STAMP
DIV. OF STATE ARCHITECT
OFFICE OF REGULATIONS SERVICES
APPL. 101484
A.C. F.L.S. S.S. MC
DATE 1-13-1999

AS BUILT DRAWINGS

MODERNIZATION OF COLLEGE HEIGHTS ELEM. SCHOOL FOR:

BAKERSFIELD CITY SCHOOL DISTRICT

2551 SUNNY LN.
BAKERSFIELD, CALIFORNIA
93305

CHECK AND VERIFY ALL DIMENSIONS BEFORE PROCEEDING WITH THE WORK. REPORT DISCREPANCIES TO THE ARCHITECT

MARK	DATE	REVISION

REGISTERED PROFESSIONAL ENGINEER DANIEL JAMES BAILEY No. M26578 Exp. 9-30-02 MECHANICAL STATE OF CALIFORNIA

PLUMBING FLOOR PLANS (BLDG. 500, 600, & 700)

JOB NUMBER 97140
DATE 1/6/98
DRAWN BY N.O./R.B.

MP SHEET 2.2 OF 3