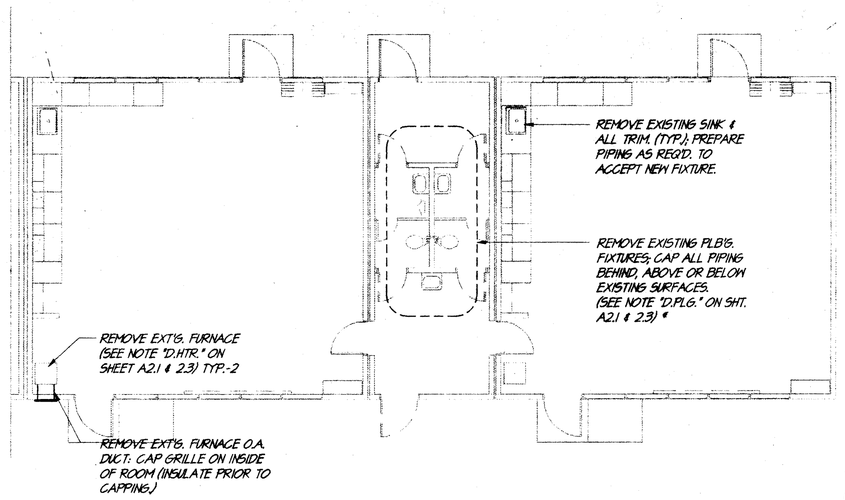

BLDG. 100 DEMO. FLOOR PLAN

SCALE: 1/8"=1'-0"

NORTH

* NOTE:
DISTRICT TO RECEIVE FIRST RIGHT OF REFUSAL FOR ALL REMOVED FIXTURES; CONTRACTOR WILL NEED TO SECURE IN A SAFE PLACE.

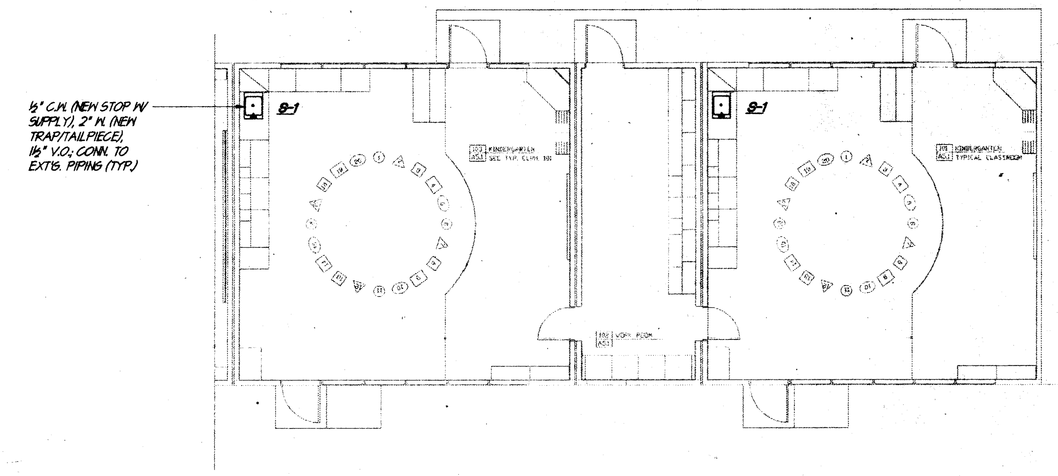

BLDG. 100 PLB'G. FLOOR PLAN

SCALE: 1/8"=1'-0"

NORTH

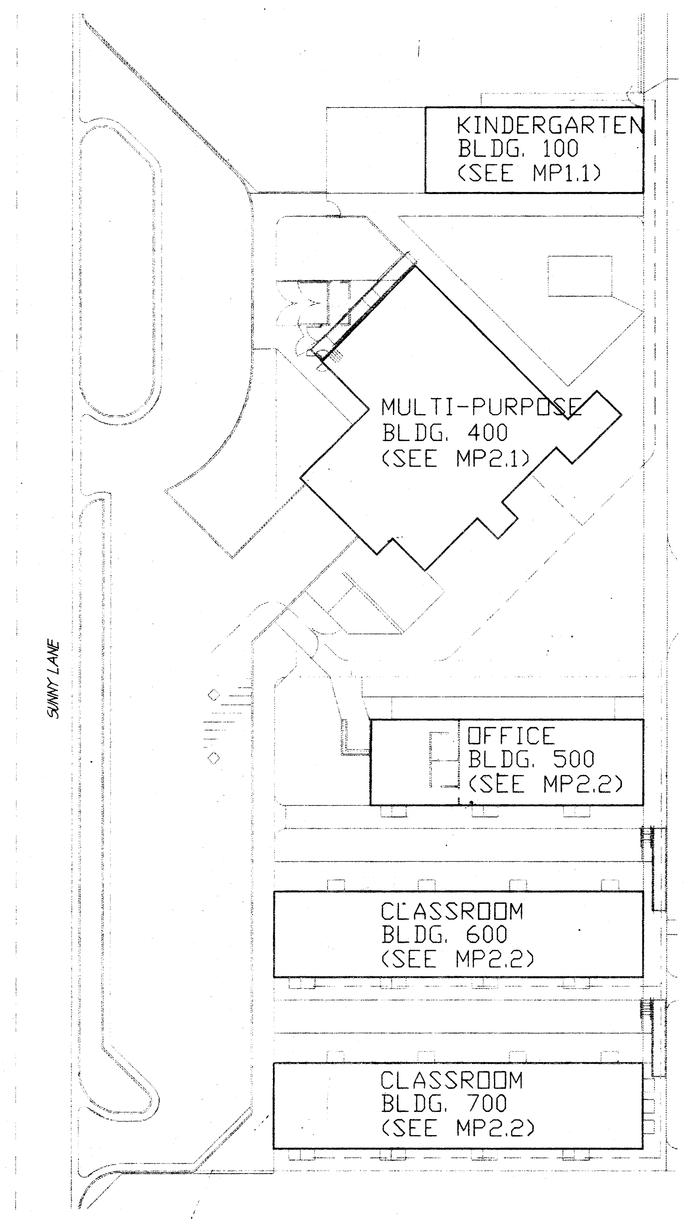

PARTIAL PLUMBING SITE PLAN

SCALE: 1" = 30'-0"

NORTH

PLUMBING FIXTURE SCHEDULE

WC-1 Floor mounted F.V. handicapped water closet, "American Standard" #2305.100 Madera, 16-1/8" rim height, "Olsonite" #100 open-front white seat, bolt caps, "Sloan Royal" # III-1.5 flush valve, (1.6 gallons/flush) 1-1/4" C.W., 4" S. & W., 2" V.O., (see plan for trap primer accessory)

WC-2 Floor mounted F.V. elongated water closet, "American Standard" #2234.015 Madera , "Olsonite" # 100 open-front white seat, bolt caps, "Sloan Royal" # III-1.5 flush valve, (1.6 gallons/flush) 1-1/4" C.W., 4" S. & W., 2" V.O., (see plan for trap primer accessory)

L-1 Wall hung cast iron ADA lavatory, "American Standard" # 0476.020 (20" x 18") Reggatyn, # T123.018 offset grid drain, "Chicago" slow-closing hot/cold faucet # 802A-336, (2) angled wall stops with supplies, 17 ga. C.P. trap/tailpiece, (wrap H.W. and trap/tailpiece per specifications) 1/2" H.W.C.W., 2" W., 1-1/2" V.O.,

L Wall hung cast iron ADA lavatory, "American Standard" # 0476.020 (20" x 18") Reggatyn, # T123.018 offset grid drain, single hole punch for "Chicago" slow-closing cold water faucet # 333-336, (1) angled stop w/ supply, 17 ga. C.P. trap/tailpiece, 1/2" C.W., 2" W., 1-1/2" V.O.,

S-1 Counter mounted ADA stainless steel classroom sink, "Hone" # 4230ADA with
⚠1 # 3510 LF gooseneck faucet and # 3054 LF bubbler, integral strainer, grid drain, (2) angled wall stops with supplies, 17 ga. C.P. trap/tailpiece, 1/2" C.W. to bubbler and faucet, 2" W., 1-1/2" V.O.,

S-2 Free standing stainless steel kitchen scullery sink with faucet(s) and drain fitting(s) (relocated); Spec. Section 15400 to provide tailpiece assembly(ies) to floor sink and re-install faucet(s)/drain fitting(s), 3/4" H/hand C.W. with angled wall stops and supplies to faucet,

S-3 Counter mounted 18 ga. S.S. (A.D.A) (25"x21"x6") single bowl sink, "Elkay" # LRAD2521 , # LK99 strainer, "Chicago" #786 faucet with 4" wristblade handles and gooseneck spout, (2) angled wall stops with supplies, 17 ga. C.P. trap/tailpiece, 1/2" H.W.C.W., 2" W., 1-1/2" V.O.,

EDF Wall mounted electric ADA drinking fountain, "Halsey" # HHEFA8, 1/6th H.P. @ 120v.-1ph, (1) angle wall stop with supply, 17 ga. C.P. trap/tailpiece, 2" W., 1-1/2" V.O.,

FB Enameled cast iron floor sink, "J.R. Smith" # 3003-NB-12 (12" x 12") with half grate, 2" W., 2" trap, 2" V.O.,

MS Floor mounted molded stone mop sink, "Fiat" # MSB 3624, "Chicago" 897B top feed exposed mounted wall faucet with integral vacuum breaker, 3" strainer, 3"x2" drain adapter, 2" trap, 1/2" H.W.C.W., 2" W., 1-1/2" V.O.,

EWH Electric water heater, "A.O. Smith" # ELSF-15, 15 gallon glass lined tank, (1) 1500 watt element @ 120v.-1ph, T.&P. relief valve with full size discharge to outside with elbow down at 6" above grade, 3/4" C.W. to and H.W. from, (mount on corner shelf per detail)

GT 40 pound indoor mounted grease interceptor, "J.R. Smith" # 8020, 2" W., 1 1/2" V.O.,

MECHANICAL EQUIPMENT SCHEDULE

EF-1 Ceiling Exhaust Fan, "Penn" Zb, 90 CFM @ .125" E.S.P., 1.3 sones @ .125" S.P., 1050 RPM, interlock start/stop with light switch control. Provide full size discharge to roof cap.

Electrical: 50 watts @ 120v-1ph. Operating weight: 18 lbs.

C.L.G. S.A. REGISTERS: "ANEMOSTAT" # RHD-DF W/ O.B.D. & 3½" DROP FRAME
C.L.G. R.A. GRILLES: "ANEMOSTAT" # 315

MDC MECHANICAL DESIGN CONCEPTS
#2831
MECHANICAL ENGINEERING SERVICES
428 Truxtun Avenue Bakersfield, Ca. 93301
Tel # (805) 326-1213 Fax # (805) 326-1269
PLOTTED: 12-20-00

REGISTERED PROFESSIONAL ENGINEER MARK JAMES BAKER No. M28578 Exp. 9-30-02 MECHANICAL STATE OF CALIFORNIA

ORDIZ MELBY ARCHITECTS INC.
5620 DISTRICT BLVD. #105
BAKERSFIELD, CA. 93313
TEL. (805)-832-5256
FAX. (805)-832-4291

LICENSED ARCHITECT DANNY ERIC ORDIZ No. C-16835 12-31-01 STATE OF CALIFORNIA

DANNY E. ORDIZ A.I.A.
ARCHITECT C-14,728

WILLIAM J. MELBY A.I.A.
ARCHITECT C-16,835

IDENTIFICATION STAMP
DIVISION OF THE STATE ARCHITECT
OFFICE OF REGULATION SERVICES
APPL. 101484
FILE
AC ___ FLS ___ SS ___
DATE ___

APPROVED
DIV. OF THE STATE ARCHITECT
OFFICE OF REGULATION SERVICES
AC HR FLS ___ SS HC
APPL. NO. 03-101484 DATE 6/1/01

AS BUILT DRAWINGS

MODERNIZATION OF COLLEGE HEIGHTS ELEM. SCHOOL FOR:

BAKERSFIELD CITY SCHOOL DISTRICT

2551 SUNNY LN.
BAKERSFIELD,
CALIFORNIA
93305

ADDENDUM #1
DRAWING MP1.1

CHECK AND VERIFY ALL DIMENSIONS BEFORE PROCEEDING WITH THE WORK. REPORT DISCREPANCIES TO THE ARCHITECT

MARK	DATE	REVISION
1	01/01/2001	ADDENDUM #1

PLUMBING SITE AND FLOOR PLANS (BLDG. 100 & 400)

JOB NUMBER 97140
DATE 1/6/99
DRAWN BY N.O./R.B.

SHEET MP 1.1 OF 3