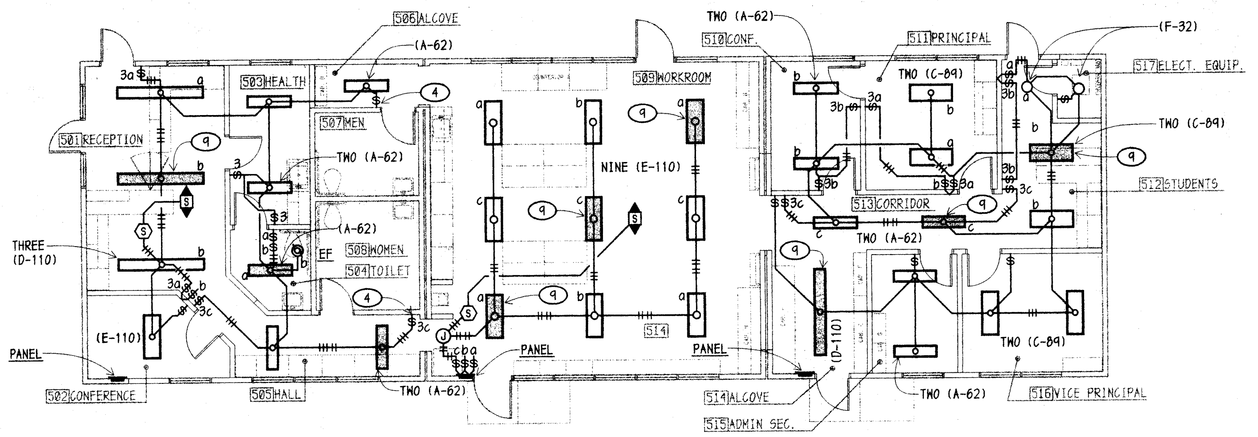

NORTH

LIGHTING PLAN - BUILDING 500

1/8"

NOTE: ALL WORK IN THIS BLDG IS TO BE DONE AS ALTERNATE BID #5, U.O.N.

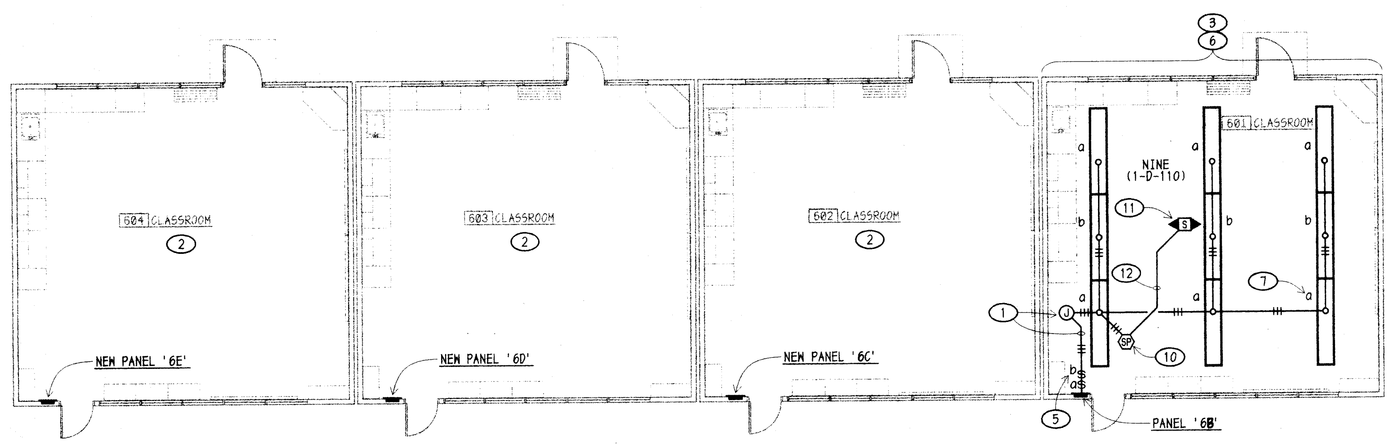

NORTH

LIGHTING PLAN - BUILDING 600

1/8"

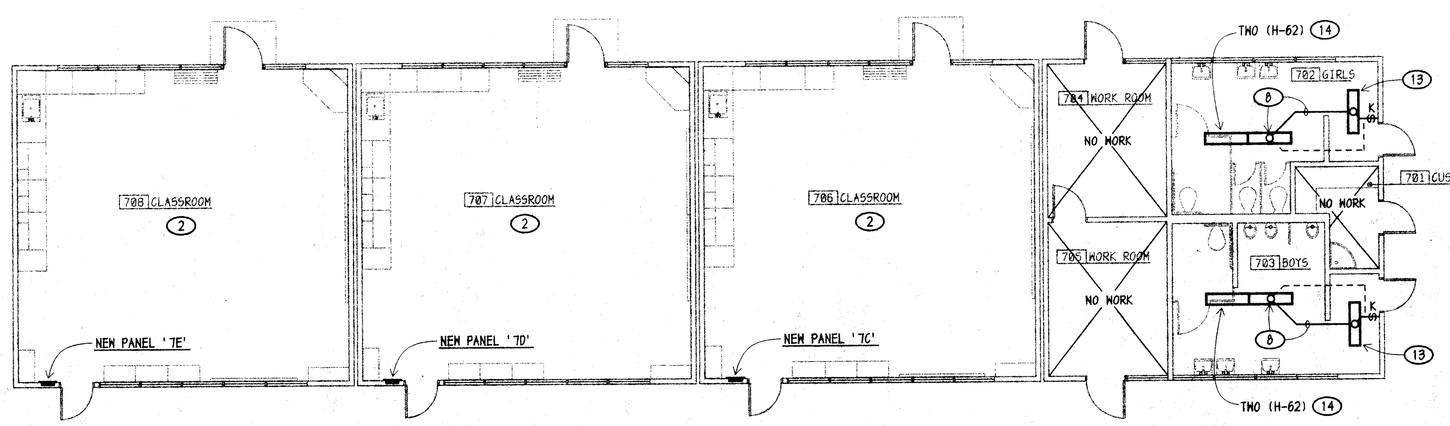

NORTH

LIGHTING PLAN - BUILDING 700

1/8"

NOTES (THIS SHEET ONLY):

1. INTERCEPT CONDUIT RUNNING FROM PANEL TO LIGHTS WHICH ARE BEING REMOVED AND USE TO CONNECT NEW LIGHTS AS SHOWN. USE ONLY ONE EXISTING LIGHTING CIRCUIT. SEE NEW TYPICAL PANEL SCHEDULE ON SHEET #E7.0
2. SEE ROOM #601 FOR TYPICAL LIGHTING WORK TO BE DONE FOR THIS ROOM.
3. DISCONNECT AND REMOVE ALL EXISTING FIXTURES IN THIS ROOM TO CLEAR AREA FOR NEW WORK. RECONNECT NEW FIXTURES AS SHOWN.
4. FISH AND OR CUT AND PATCH EXISTING WALL AS REQUIRED TO INSTALL NEW SWITCH FLUSH IN WALL, AND NEW CONDUIT TO SWITCH CONCEALED IN WALL.
5. SAWCUT & PATCH WALL AS REQ'D TO INSTALL NEW SWITCHES FLUSH IN WALL ADJACENT TO NEW PANEL. CUT & PATCH WALL AS REQUIRED TO FLUSH IN BOXES END CONCEAL IN CONDUIT. RUN 1"C BETWEEN SWITCHBOX AND PANEL FOR ROUTING NEW LIGHT CIRCUITS.
6. TYPICAL CLASSROOM LIGHTING WORK PER THIS ROOM.
7. SUBSCRIPT LETTER DENOTES CONTROLLING SWITCH. TYPICAL, U.O.N.
8. PICK SWITCHED LEG, NEUTRAL AND GROUND AT EXISTING LIGHTING OUTLET BOX AND EXTEND TO CONNECT RELOCATED FIXTURE CONCEALED OVERHEAD AS SHOWN.
9. SHADED FIXTURE DENOTES FIXTURES WHICH ARE TO HAVE A FACTORY INSTALLED EMERGENCY BATTERY PACK.
10. NEW MOTION SENSOR SWITCHPACK. INSTALL IN ACCESSIBLE ATTIC & CONNECT PER DETAIL #2/E1.1. TYPICAL.
11. TWO WAY MOTION SENSOR. MOUNT SURFACE ON CEILING. SEE DETAIL #2/E1.1 FOR ADDITIONAL INFORMATION. TYPICAL.
12. 1/2"C + LOW VOLTAGE WIRING PER DETAIL #2/E1.1. TYPICAL.
13. REINSTALL EXISTING FIXTURE IN THIS LOCATION AND CONNECT AS SHOWN.
14. INSTALL NEW FIXTURES AS SHOWN OVER EXISTING LIGHTING OUTLET BOX AND RECONNECT ON SAME EXISTING CIRCUIT.

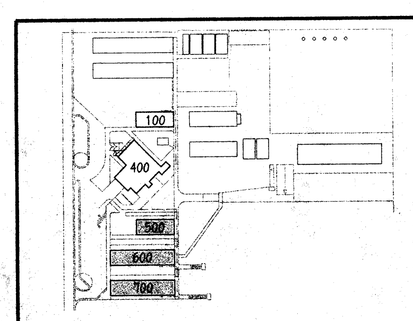

KEY PLAN

NO SCALE

CORNELIUS CONSULTING GROUP, INC.
Consulting Electrical Engineers
918 W. Main St.- Ph. 733-2671
Visalia, California 93291

REGISTERED PROFESSIONAL ENGINEER — ELECTRICAL — Exp. 9/30/02 — STATE OF CALIFORNIA

ORDIZ MELBY ARCHITECTS
5620 DISTRICT BLVD. #105
BAKERSFIELD, CA 93313
TEL. (805)-832-5258
FAX. (805)-832-4291

LICENSED ARCHITECT — DANNY ESPINEDA ORDIZ — No. C-14728 — 5-31-2001 — STATE OF CALIFORNIA

DANNY E. ORDIZ A.I.A.
ARCHITECT C-14,728

WILLIAM J. MELBY A.I.A.
ARCHITECT C-16,835

IDENTIFICATION STAMP
DIV. OF STATE ARCHITECT
OFFICE OF REGULATIONS SERVICES
APPL. NO. 101484
FILE NO.
A.C. ____ F.L.S. ____ S.S. ____
DATE

APPROVED
DIV. OF THE STATE ARCHITECT
OFFICE OF REGULATION SERVICES
BY: HR FLS — SS MC
APPL. NO. 05-101484 DATE 6/1/01

AS BUILT DRAWINGS

MODERNIZATION OF COLLEGE HEIGHTS ELEM. SCHOOL FOR:

BAKERSFIELD CITY SCHOOL DISTRICT

2551 SUNNY LN.
BAKERSFIELD,
CALIFORNIA
93305

ADDENDUM #1 DRAWING #E6.0

CHECK AND VERIFY ALL DIMENSIONS BEFORE PROCEEDING WITH THE WORK. REPORT DISCREPANCIES TO THE ARCHITECT

MARK	DATE	REVISION
	01/01/2001	ADDENDUM #1

LIGHTING PLANS - BUILDINGS 500, 600 & 700

JOB NUMBER 97140
DATE 01-06-99
DRAWN BY AC

SHEET E 5.0

J:\BSCSCHOOLS\BAKERSFIELD\BCSD\COLEHTS\E5-0.20 REVISED: 02-22-01 BY:DP JOB #9864