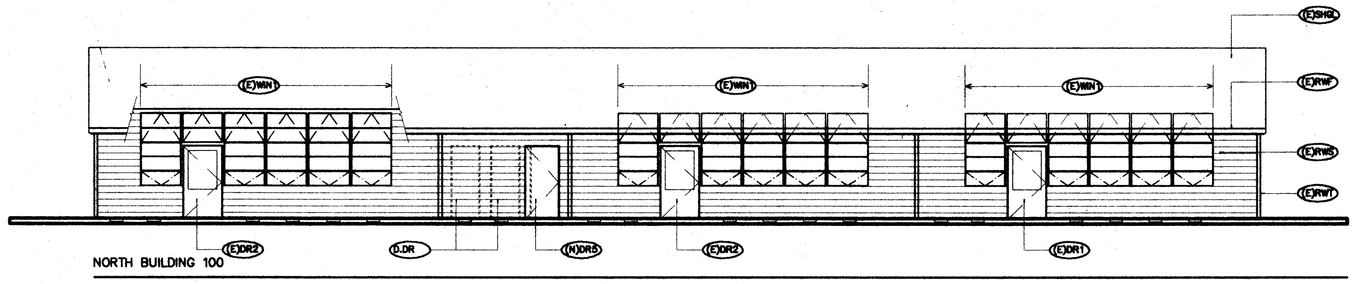

NORTH BUILDING 100

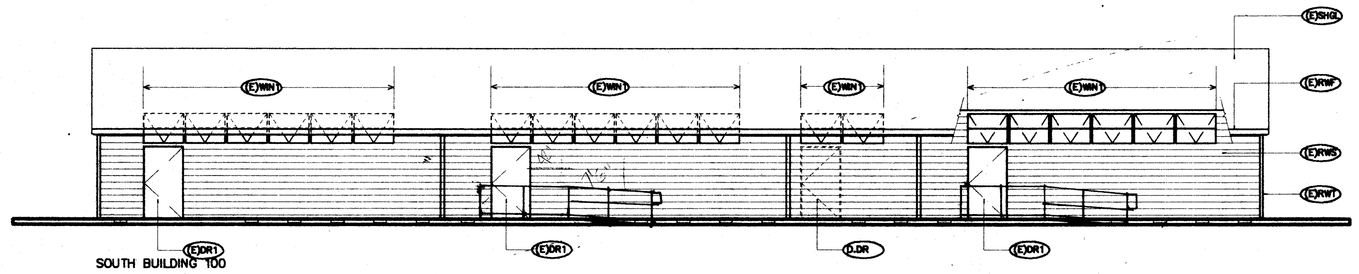

SOUTH BUILDING 100

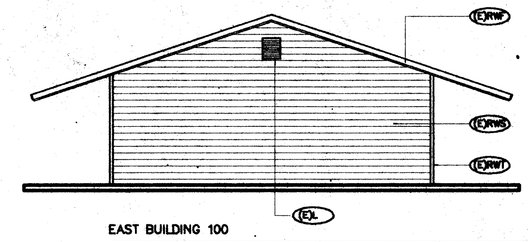

EAST BUILDING 100

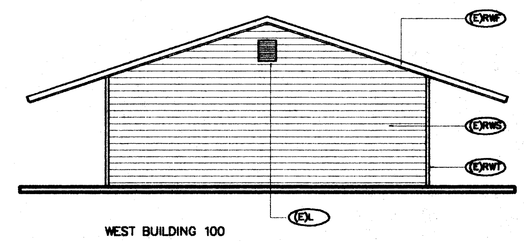

WEST BUILDING 100

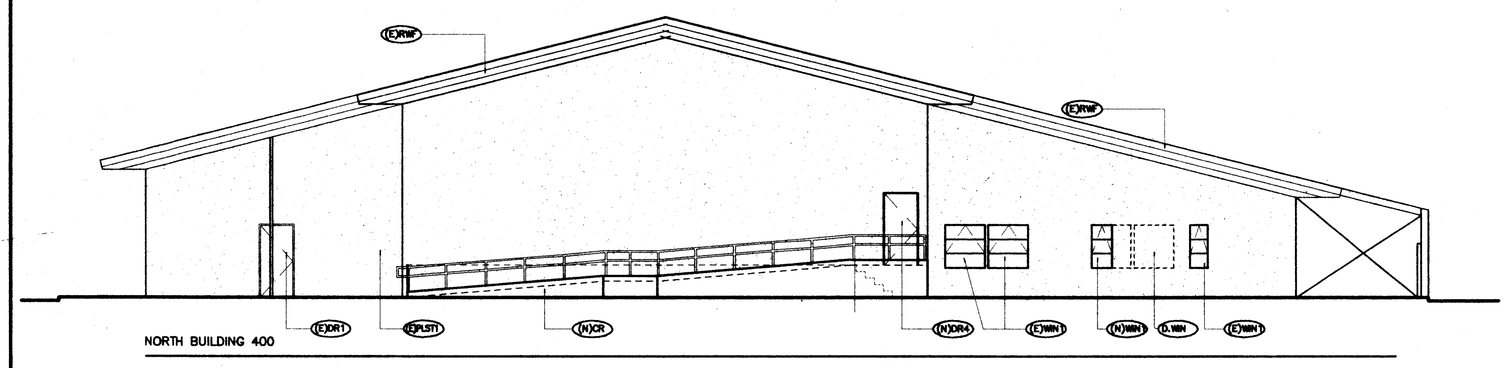

NORTH BUILDING 400

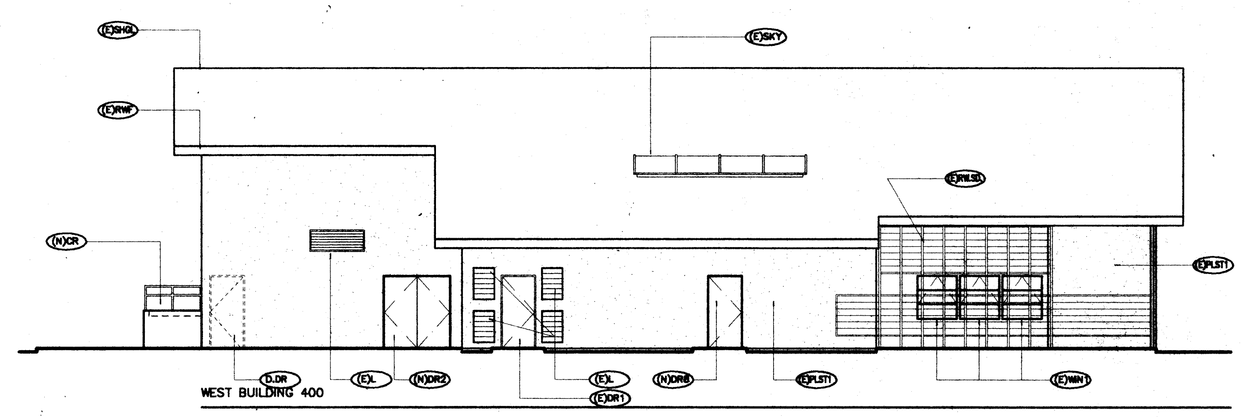

WEST BUILDING 400

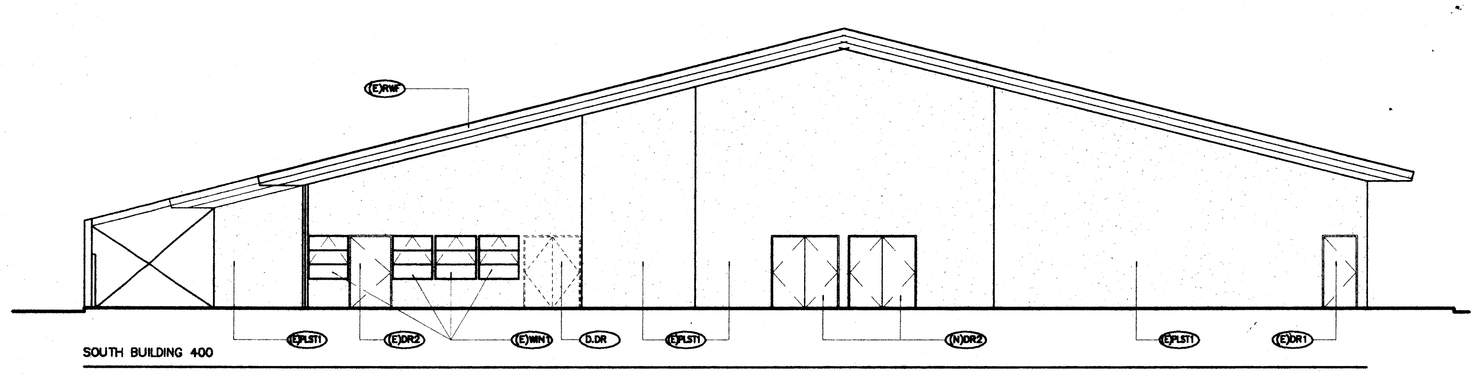

SOUTH BUILDING 400

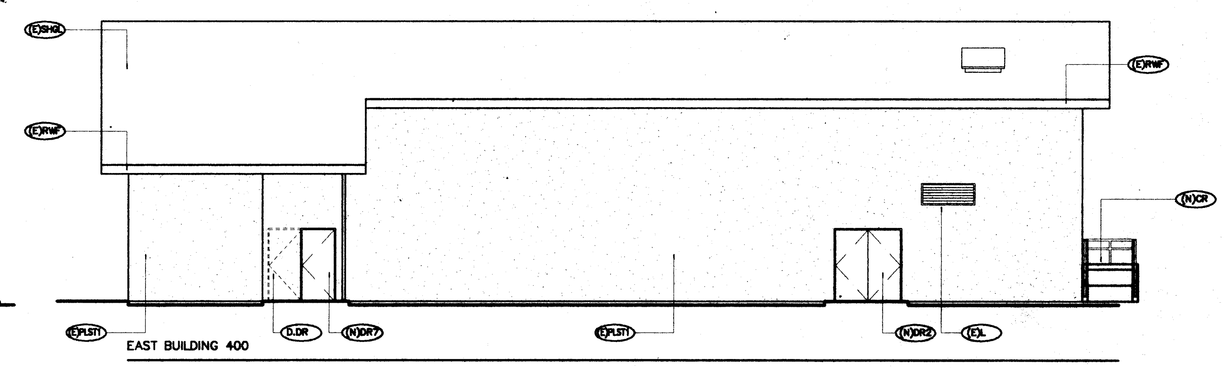

EAST BUILDING 400

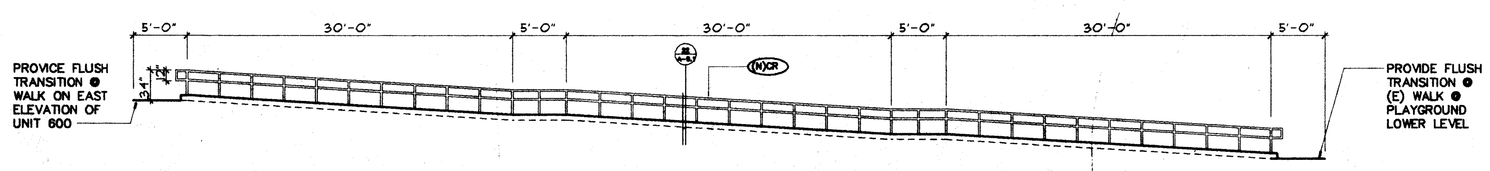

RAMP TO PLAYGROUND

EXTERIOR ELEVATIONS - UNITS 100 & 400

1/8"

KEY NOTES
THIS SHEET ONLY

(E)PLST1	EXISTING STUCCO PLASTER FINISH TO REMAIN-PATCH AS REQUIRED-PREP SURFACE-PAINT.
(E)RWF	EXISTING REDWOOD FASCIA-PREP SURFACE AS REQUIRED-PAINT.
(E)RWS	EXISTING 1x6 REDWOOD SIDING TO REMAIN-REPLACE DAMAGED BOARDS-PREP SURFACE & PAINT.
(E)RWT	EXISTING 1x4 REDWOOD TRIM TO REMAIN-REPLACE DAMAGED TRIM AS REQUIRED-PREP SURFACE & PAINT.
(E)SHGL	EXISTING COMPOSITION SHINGLES TO REMAIN.
(E)WIN1	EXISTING WINDOWS TO REMAIN-PREP & PAINT FRAMES.
D.WIN	REMOVE WINDOW & FRAME-INFILL WITH STUDS (MATCH EXISTING), INSULATION-PATCH TO MATCH EXISTING FINISHES.
(N)WIN1	NEW DUAL GLAZED WINDOW UNIT IN EXISTING OPENING-SEE WINDOW SCHEDULE. INFILL/PATCH AS REQUIRED, MATCH EXISTING FINISHES.
D.DR	REMOVE EXISTING DOOR/FRAME-INFILL WITH STUDS, INSULATION, PATCH MATCH EXISTING FINISHES.
D.DR1	REMOVE EXISTING DOOR/FRAME.
(E)DR1	EXISTING DOOR & FRAME TO REMAIN-PREP & PAINT.
(E)DR2	EXISTING DOOR & FRAME TO REMAIN REPLACE EXISTING HARDWARE WITH H.C. ACCESSIBLE HARDWARE-PREP & PAINT DOOR & FRAME.
(N)DR1	NEW DOOR @ EXISTING FRAME PROVIDE/INSTALL H.C. ACCESSIBLE HARDWARE. PAINT DOOR & FRAME.
(N)DR2	NEW DOOR & FRAME @ EXISTING OPENING, PROVIDE/INSTALL H.C. ACCESSIBLE HARDWARE.
(N)DR3	NEW DOOR & FRAME @ NEW OPENING, PROVIDE/INSTALL H.C. ACCESSIBLE HARDWARE. PATCH PATCH WALL @ NEW OPENING, MATCH EXISTING FINISHES.
(N)DR4	NEW DOOR & FRAME @ NEW OPENING, PATCH WALL @ NEW OPENING-MATCH EXISTING FINISHES.
(N)DR5	NEW DOOR & FRAME, ENLARGE OPENING, PATCH WALL-MATCH EXISTING FINISHES.
(N)DR6	NEW DOOR & FRAME-SEE DOOR SCHEDULE.
(N)DR7	NEW DOOR & FRAME @ EXISTING OPENING, FILL-IN AS REQUIRED-PATCH WALL MATCH EXISTING FINISHES, SEE DOOR SCHEDULE.
(N)DR8	NEW H.C. ACCESSIBLE DOOR IN (E) ENLARGED OPENING-SWING (N) DOOR OUT, PATCH WALL AS REQUIRED, MATCH (E) FINISHES-PREP & PAINT
(E)L	EXISTING LOUVERS TO REMAIN-PREP SURFACE & PAINT.
(N)CW	INSTALL NEW CONCRETE WALK, SEE SITE PLAN.
(N)CR	NEW CONCRETE H.C. ACCESSIBLE RAMP WITH PIPE HANDRAILS-SEE DETAILS.
(N)CS	NEW CONCRETE STEPS WITH PIPE HANDRAILS-SEE DETAILS.
(E)WILSD.	EXISTING REDWOOD SHADE STRUCTURE TO REMAIN, PREP & PAINT.
(E)SKY	EXISTING SKYLIGHT TO REMAIN, PREP TRIM/FRAME -PAINT.

ORDIZ MELBY
ARCHITECTS INC.

5620 DISTRICT BLVD. #105
BAKERSFIELD, CA. 93313
TEL. (805)-832-5258
FAX (805)-832-4291

LICENSED ARCHITECT
WILLIAM JOHN MELBY
No. C-16835
DEC. 31 1999
RENEWAL DATE
STATE OF CALIFORNIA

DANNY E. ORDIZ A.I.A.
ARCHITECT C-14,728

WILLIAM J. MELBY A.I.A.
ARCHITECT C-16,835

IDENTIFICATION STAMP
DIV. OF STATE ARCHITECT
OFFICE OF REGULATIONS SERVICES

APPL. 101484

A.C. FL. S.S. NC

DATE 1-13-1999

AS BUILT DRAWINGS

MODERNIZATION OF COLLEGE HEIGHTS ELEM. SCHOOL FOR:

BAKERSFIELD CITY SCHOOL DISTRICT

2551 SUNNY LN.
BAKERSFIELD,
CALIFORNIA
93305

CHECK AND VERIFY ALL DIMENSIONS BEFORE PROCEEDING WITH THE WORK. REPORT DISCREPANCIES TO THE ARCHITECT

MARK	DATE	REVISION

EXTERIOR ELEV.
UNITS. 100, 400

JOB NUMBER 97140
DATE 1/6/99
DRAWN BY M.K.B.

A SHEET 6.1 OF 20