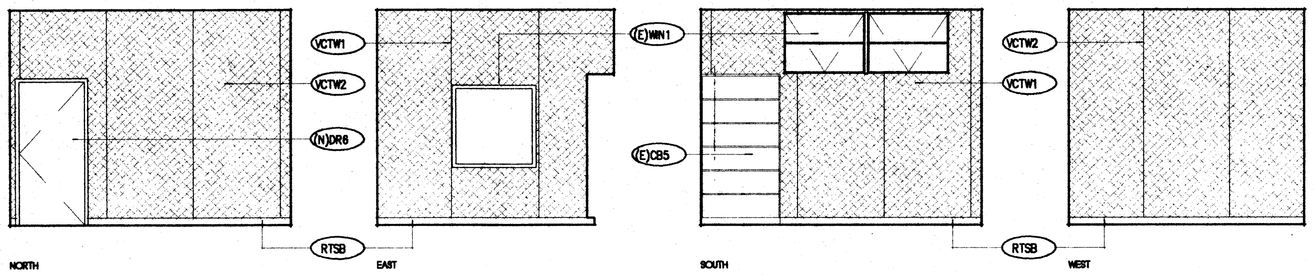

516 VICE PRINCIPAL

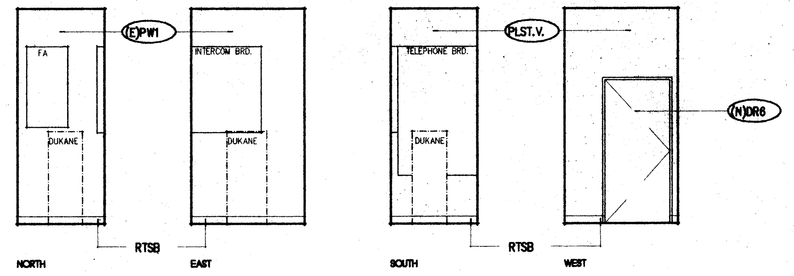

517 ELECTRICAL EQUIP.

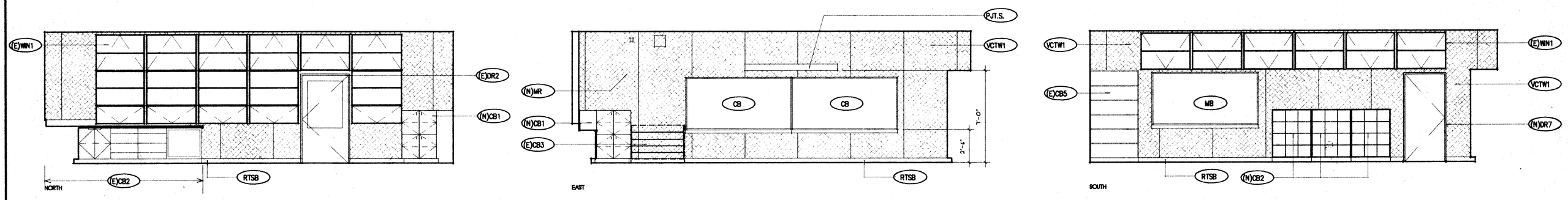

601 CLASSROOM (BLDG. 700 CLASSROOMS SIMILAR)

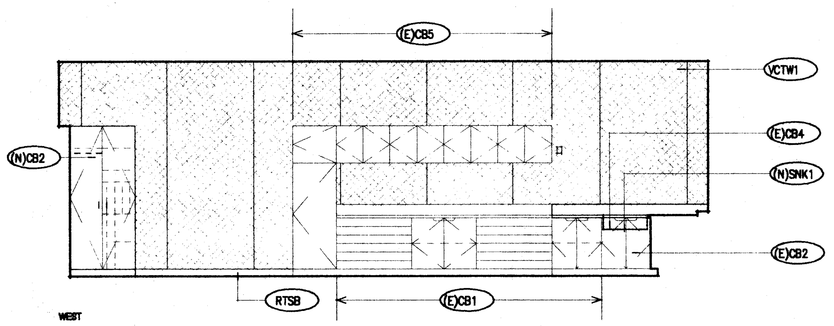

601 CLASSROOM (BLDG. 700 CLASSROOMS SIMILAR)

INTERIOR ELEVATIONS - UNITS 500, 600

1/4"

KEY NOTES
THIS SHEET ONLY

RTSB	RUBBER TOP SET BASE.
CB	NEW 4'x8' CHALK BOARD.
MB	NEW 4'x8' MARKER BOARD.
P.J.T.S.	NEW WALL MOUNT PROJECTER SCREEN.
(E)CB1	EXISTING CABINETS TO REMAIN-REMOVE HARDWARE, PREP SURFACE, PAINT REINSTALL HARDWARE. EXISTING COUNTERTOPS TO REMAIN.
(E)CB2	EXISTING CABINETS TO REMAIN, REMOVE HARDWARE, PREP SURFACE, PAINT, REINSTALL HARDWARE-PROVIDE/INSTALL NEW PLASTIC LAMINATE COUNTERTOPS WITH 6" SPLASH.
(E)CB3	EXISTING MAGAZINE RACK CABINET RELOCATED TO EAST WALL OF CLASS-ROOM.
(E)CB4	MODIFY EXISTING CABINET TO PROVIDE H.C. ACCESSIBLE KNEE SPACE-PROVIDE REMOVABLE TOE & BASE, RETURN FLOORING TO BACK WALL-PROVIDE/ INSTALL NEW COUNTERTOP & SINK.
(E)CB5	EXISTING CABINET TO REMAIN, REMOVE HARDWARE-PREP SURFACE-PAINT, REINSTALL HARDWARE.(WHERE OCCURS)
(E)CB.A	EXISTING COUNTERTOP TO BE RELOCATED TO NEW CABINET. (SHOWN ● NEW LOCATION.
(E)CB.B	EXISTING CABINET CUT INTO TWO 8' SECTIONS,TO BE RELOCATED TO EAST WALL OF ROOM 509-PROVIDE/INSTALL NEW COUNTERTOPS. PROVIDE BLOCKING AS REQUIRED FOR ANCHORAGE. (SHOWN ● NEW LOCATION.)
(E)CB.C	EXISTING CUBBIE/CABINET TO BE RELOCAT-ED TO EAST WALL OF ROOM 514. PROVIDE BLOCKING AS REQUIRED FOR ANCHORAGE. (SHOWN ● NEW LOCATION.)
(E)CB.D	EXISTING CABINET TO BE RELOCATED TO WEST WALL OF ROOM 506. PROVIDE BLOCKING AS REQUIRED FOR ANCHORAGE. (SHOWN ● NEW LOCATION.)
(E)CB.E	EXISTING BASE CABINET/COUNTERTOP TO BE RELOCATED TO WEST WALL OF ROOM 514. PROVIDE BLOCKING AS REQUIRED FOR ANCHORAGE. (SHOWN ● NEW LOCATION.)
(E)CB.F	EXISTING TALL CABINET WITH TELEPHONE EQUIPMENT BACKBOARD TO BE RELOCATED TO EAST WALL OF ROOM 514. PROVIDE BLOCKING AS REQUIRED FOR ANCHORAGE. (SHOWN ● NEW LOCATION.)
(E)CB.G	EXISTING UPPER CABINET TO BE RELOCAT-ED TO WEST WALL OF ROOM 515. PROVIDE BLOCKING AS REQUIRED FOR ANCHORAGE. (SHOWN ● NEW LOCATION.)
(N)CB1	NEW LAMINATE PLASTIC BASE CABINET WITH 6" SPLASH-SEE CABINET SCHEDULE.
(N)CB2	NEW LAMINATE PLASTIC CABINET-SEE CABINET SCHED.
VCTW1	1/2" VINYL COVERED TACKABLE WALLBOARD WITH COLOR MATCHING J-MOLD TRIM OVER EXISTING PLYWOOD.
VCTW2	1/2" VINYL COVERED TACKABLE WALLBOARD WITH COLOR MATCHING J-MOLD TRIM OVER NEW 1/2" GYP. BOARD.
VWC1	VINYL WALL COVERING OVER EXISTING PLASTER.
VWC2	VINYL WALL COVERING OVER NEW 1/2" GYP. BOARD.
VWC3	VINYL WALL COVERING OVER EXISTING PLYWOOD.
(E)PLST1	EXISTING PLASTER TO REMAIN-PREP & PAINT.
(E)PW1	EXISTING PLYWOOD TO REMAIN-PREP & PAINT.
PLST.V.	1/2" GYP. BOARD WITH 1/8" VENEER PLASTER-PAINT.
PLST.V1	1/2" GYP. BOARD WITH 1/8" VENEER PLASTER OVER EXISTING PLYWOOD-PAINT.
(N)C.T.	NEW THIN SET CERAMIC TILE WAINSCOT WITH INTERGAL COVE BASE.
(E)WIN1	EXISTING WINDOWS TO REMAIN-PREP & PAINT FRAMES & TRIM.
(N)WIN1	(N) DUAL GLAZED WINDOW UNIT IN EXISTING OPENING-SEE WINDOW SCHEDULE. INFILL/PATCH AS REQUIRED MATCH EXISTING FINISHES.
(E)DR1	EXISTING DOOR & FRAME TO REMAIN-PREP & PAINT.
(E)DR2	EXISTING DOOR & FRAME TO REMAIN RE-PLACE EXISTING HARDWARE WITH H.C. ACCESSIBLE HARDWARE-PREP & PAINT DOOR & FRAME.
(N)DR1	NEW DOOR ● EXISTING FRAME PROVIDE/ INSTALL H.C. ACCESSIBLE HARDWARE. PAINT DOOR & FRAME.
(N)DR2	NEW DOOR & FRAME ● EXISTING OPENING, PROVIDE/INSTALL H.C. ACCESSIBLE HARDWARE.
(N)DR3	NEW DOOR & FRAME ● NEW OPENING, PROVIDE/INSTALL H.C. ACCESSIBLE HARDWARE. PATCH WALL ● NEW OPENING MATCH EXISTING FINISHES.
(N)DR4	NEW DOOR & FRAME ● NEW OPENING, PATCH WALL ● NEW OPENING-MATCH EXISTING FINISHES.
(N)DR5	NEW DOOR & FRAME, ENLARGE OPENING, PATCH WALL-MATCH EXISTING FINISHES.
(N)DR6	NEW DOOR & FRAME-SEE DOOR SCHEDULE.
(N)DR7	NEW DOOR & FRAME, ● EXISTING OPENING, FILL-IN AS REQUIRED-PATCH WALL MATCH EXISTING FINISHES, SEE DOOR SCHEDULE.
(N)LV2	NEW H.C. ACCESSIBLE LAVATORY-SEE PLUMBING PLANS.
(N)SNK1	NEW SINK IN NEW COUNTERTOP IN (E) CABINET-SEE PLUMBING PLANS.
(N)SNK2	NEW H.C. ACCESSIBLE SINK ● NEW CABINET/COUNTERTOP-SEE PLUMBING PLANS.
W.H.	NEW SHELF MOUNTED WATER HEATER-SEE PLUMBING PLAN.
(N)D.F.	NEW H.C. ACCESSIBLE DRINKING FOUNTAIN -SEE PLUMBING PLAN.

ORDIZ MELBY
ARCHITECTS INC.

5620 DISTRICT BLVD. #105
BAKERSFIELD, CA. 93313
TEL. (805)-832-5258
FAX. (805)-832-4291

LICENSED ARCHITECT WILLIAM JOHN MELBY No. C-16835 DEC. 31 1999 RENEWAL DATE STATE OF CALIFORNIA

DANNY E. ORDIZ A.I.A.
ARCHITECT C-14,728

WILLIAM J. MELBY A.I.A.
ARCHITECT C-16,835

IDENTIFICATION STAMP
DIV. OF STATE ARCHITECT
OFFICE OF REGULATIONS SERVICES
APPL. 101484
A.C. F.K. F.L. S.S. MC
DATE 1-13-1999

AS BUILT DRAWINGS

MODERNIZATION OF COLLEGE HEIGHTS ELEM. SCHOOL FOR:

BAKERSFIELD CITY SCHOOL DISTRICT

2551 SUNNY LN.
BAKERSFIELD,
CALIFORNIA
93305

CHECK AND VERIFY ALL DIMENSIONS BEFORE PROCEEDING WITH THE WORK. REPORT DISCREPANCIES TO THE ARCHITECT

MARK	DATE	REVISION

INTERIOR ELEV.
UNITS. 500, 600

JOB NUMBER 97140
DATE 1/6/99
DRAWN BY M.K.B.

A SHEET 5.6 OF 20