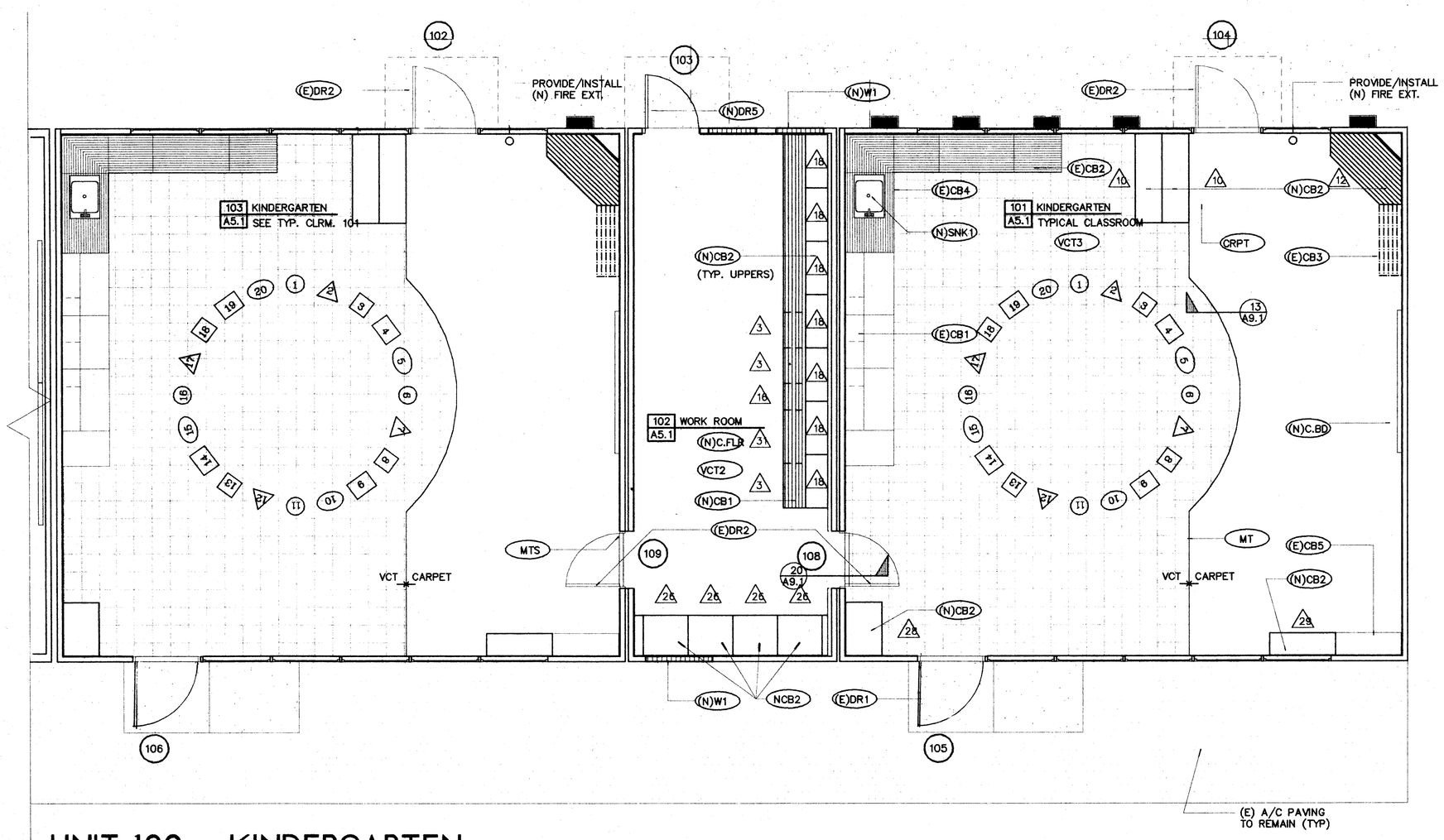

UNIT 100 - KINDERGARTEN

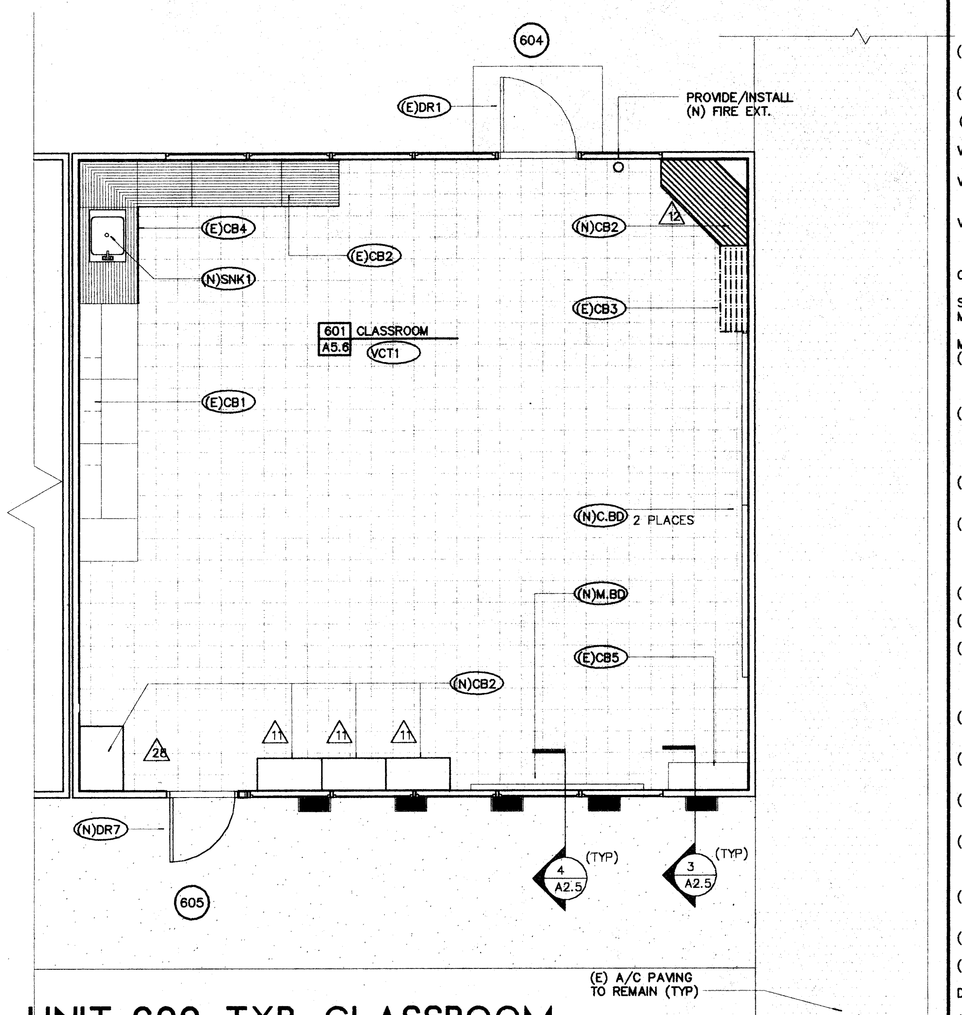

UNIT 600-TYP. CLASSROOM

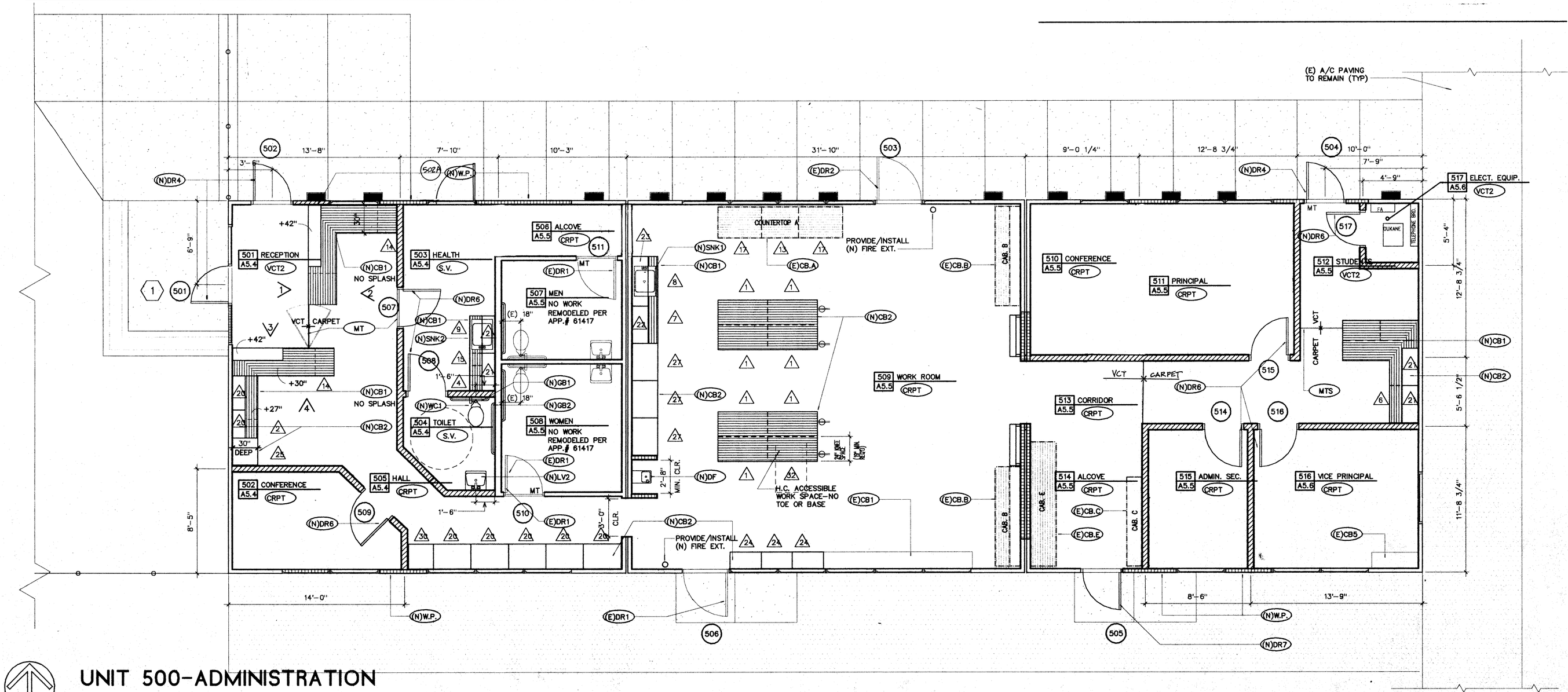

UNIT 500-ADMINISTRATION

FLOOR PLANS - UNITS 100, 500, 600

1/4"

NORTH

KEY NOTES
THIS SHEET ONLY

(N)W.P.	PATCH OPENING IN 2x WALL-INSULATE, MATCH EXISTING FINISHES-SEE LEGEND & FINISH SCHEDULE.
(N)W1	NEW 2x WALL-SEE LEGEND & FINISH SCHEDULE.
(N)C.FLR	POUR LIGHT-WEIGHT CONC. FLOOR-PROVIDE FLUSH TRANSITION @ DOORS 108 & 109.
VCT1	INSTALL VINYL COMPOSITION TILE OVER EXISTING FLOOR FINISH.
VCT2	INSTALL VINYL COMPOSITION TILE OVER FLOOR SUBSTRATE, PREP PER MANU-FACTURER'S INSTRUCTIONS.
VCT3	INSTALL VINYL COMPOSITION TILE IN PATTERN (NUMBERS & SHAPES) AS SHOWN OVER FLOOR SUBSTRATE, PREP PER MANUFACTURER'S INSTRUCTIONS.
CRPT	INSTALL CARPET OVER FLOOR SUBSTRATE, PREP PER MANUFACTURER'S INSTRUCTIONS.
S.V.	SHEET VINYL WITH 6" COVED BASE
MCT	THIN SET MOSAIC CERAMIC TILE OVER EXISTING CEMENT FLOOR.
MTS	METAL TRANSITION STRIP-SEE SPECIFICATIONS.
(E)CB1	EXISTING CABINETS TO REMAIN-REMOVE HARDWARE, PREP SURFACE, PAINT REINSTALL HARDWARE, EXISTING COUNTERTOPS TO REMAIN.
(E)CB2	EXISTING CABINETS TO REMAIN, REMOVE HARDWARE, PREP SURFACE, PAINT, REINSTALL HARDWARE-PROVIDE/INSTALL NEW PLASTIC LAMINATE COUNTERTOPS WITH 6" SPLASH.
(E)CB3	EXISTING MAGAZINE RACK CABINET TO BE RELOCATED TO EAST WALL OF CLASSROOM (EAST WALL OF KINDERGARTEN)
(E)CB4	MODIFY EXISTING CABINET TO PROVIDE H.C. ACCESSIBLE KNEE SPACE-PROVIDE REMOVABLE TOE & BASE, RETURN FLOORING TO BACK WALL-PROVIDE/INSTALL NEW COUNTERTOP & SINK.
(E)CB5	EXISTING CABINET TO REMAIN-PREP SURFACE-PAINT.
(E)CB.A	EXISTING COUNTERTOP TO BE RELOCATED TO NEW CABINET @ NEW LOCATION.
(E)CB.B	EXISTING CABINET CUT INTO TWO 8' SECTIONS,TO BE RELOCATED TO EAST WALL OF ROOM 509-PROVIDE/INSTALL NEW COUNTERTOPS. PROVIDE BLOCKING AS REQUIRED FOR ANCHORAGE.
(E)CB.C	EXISTING CUBBIE/CABINET TO BE RELOCAT-ED TO EAST WALL OF ROOM 514. PROVIDE BLOCKING AS REQUIRED FOR ANCHORAGE.
(E)CB.D	EXISTING CABINET TO BE RELOCATED TO WEST WALL OF ROOM 506. PROVIDE BLOCKING AS REQUIRED FOR ANCHORAGE.
(E)CB.E	EXISTING BASE CABINET/COUNTERTOP TO BE RELOCATED TO WEST WALL OF RM. 514, PROVIDE BLOCKING AS REQ'D FOR ANCHORAGE
(E)CB.F	EXISTING TALL CABINET WITH TELEPHONE EQUIPMENT BACKBOARD TO BE RELOCATED TO EAST WALL OF ROOM 514. PROVIDE BLOCKING AS REQUIRED FOR ANCHORAGE.
(E)CB.G	EXISTING UPPER CABINET TO BE RELOCAT-ED TO WEST WALL OF ROOM 515. PROVIDE BLOCKING AS REQUIRED FOR ANCHORAGE.
(N)CB1	NEW LAMINATE PLASTIC BASE CABINET & TOP WITH 6" SPLASH-SEE CABINET SCHEDULE.
(N)CB2	NEW LAMINATE PLASTIC CABINET-SEE CABINET SCHED.
D.CB	REMOVE EXISTING CABINET-PATCH WALL/ FLOOR AS REQUIRED.
(N)C.BD	NEW 4x8 CHALK BOARD.
(N)M.BD	NEW 4x8 MARKER BOARD.
D.WIN	REMOVE WINDOW & FRAME-INFILL WITH STUDS (MATCH EXISTING) INSULATION-PATCH TO MATCH EXISTING FINISHES.
(N)WIN1	(N) DUAL GLAZED WINDOW UNIT IN EXISTING OPENING-SEE WINDOW SCHEDULE. INFILL/PATCH AS REQUIRED MATCH EXISTING FINISHES.
D.DR	REMOVE EXISTING DOOR/FRAME-INFILL WITH STUDS, INSULATION, PATCH MATCH EXISTING FINISHES.
(E)DR1	EXISTING DOOR & FRAME TO REMAIN-PREP & PAINT.
(E)DR2	EXISTING DOOR & FRAME TO REMAIN RE-PLACE EXISTING HARDWARE WITH H.C. ACCESSIBLE HARDWARE-PREP & PAINT DOOR & FRAME.
(N)DR1	NEW DOOR @ EXISTING FRAME PROVIDE/ INSTALL H.C. ACCESSIBLE HARDWARE. PAINT DOOR & FRAME.
(N)DR2	NEW DOOR & FRAME @ EXISTING OPENING PROVIDE/INSTALL H.C. ACCESSIBLE HARDWARE
(N)DR3	NEW DOOR & FRAME @ NEW OPENING, PROVIDE/INSTALL H.C. ACCESSIBLE HARDWARE. PATCH WALL @ NEW OPENING MATCH EXISTING FINISHES.
(N)DR4	NEW DOOR & FRAME @ NEW OPENING, PATCH WALL @ NEW OPENING-MATCH EXISTING FINISHES.
(N)DR5	NEW DOOR & FRAME, ENLARGE OPENING, PATCH WALL-MATCH EXISTING FINISHES.
(N)DR6	NEW DOOR & FRAME-SEE DOOR SCHEDULE.
(N)DR7	NEW DOOR & FRAME, @ EXISTING OPENING, FILL-IN AS REQUIRED-PATCH WALL MATCH EXISTING FINISHES, SEE DOOR SCHEDULE.
(E)LV	EXISTING LAVATORY TO REMAIN.
(N)LV1	NEW LAVATORY-SEE PLUMBING PLANS.
(N)LV2	NEW H.C. ACCESSIBLE LAVATORY-SEE PLUMBING PLANS.
(N)SNK1	NEW H.C. ACCESSIBLE SINK IN NEW COUNTERTOP-SEE PLUMBING PLANS.
(N)SNK2	NEW H.C. ACCESSIBLE SINK @ NEW CABINET/COUNTERTOP-SEE PLUMBING PLANS.
D.WC	REMOVE EXISTING WATER CLOSET.
(E)WC1	EXISTING WATER CLOSET TO REMAIN.
(N)WC1	PROVIDE/INSTALL H.C. ACCESSIBLE WATER CLOSET-CONNECT TO EXISTING PLUMBING LINES-(WHERE OCCURS) MOUNT FLUSH VALVE LEVER ON OPEN SIDE OF TOILET -SEE PLUMBING PLANS.
(N)WC2	PROVIDE/INSTALL NEW WATER CLOSET CONNECT @ EXISTING PLUMBING LINES-SEE PLUMBINGS PLANS.
GB1	36" GRAB BAR-MOUNT @ 2'-9"
GB2	42" GRAB BAR-MOUNT @ 2'-9"
(N)DF	PROVIDE/INSTALL H.C. ACCESSIBLE DRINK-ING FOUNTAIN-SEE PLUMBING PLANS.

LEGEND

- (N) 2x4 STUD WALL FRAMING AT 16" O.C.-TYPICALLY UNLESS NOTED OTHERWISE
- (N) 2x6 STUD WALL FRAMING AT 16" O.C.-TYPICALLY UNLESS NOTED OTHERWISE
- (E) 2x4 STUD WALL FRAMING
- MTS — METAL TRANSITION STRIP
- MT — NEW MTL THRESHOLD
- 2x WALLS - TO BE REMOVED
- (E) CABINET TO REMAIN
- (E) CABINET TO BE REMOVED
- CABINET TO BE RELOCATED
- (E) CABINET/COUNTERTOP RELOCATED TO (N) LOCATION-SEE DEMO PLAN
- (E) CABINET W/(N) COUNTERTOP
- (N) CABINET & (N) COUNTERTOPS SEE CABINET SCHEDULE
- PLUMBING FIXTURES TO BE REMOVED SEE DEMO & PLUMBING PLANS

ORDIZ MELBY
ARCHITECTS INC.

5620 DISTRICT BLVD. #105
BAKERSFIELD, CA. 93313
TEL. (805)-832-5258
FAX. (805)-832-4291

LICENSED ARCHITECT WILLIAM JOHN MELBY No. C-16835 DEC. 31 1999 RENEWAL DATE STATE OF CALIFORNIA

DANNY E. ORDIZ A.I.A.
ARCHITECT C-14,728

WILLIAM J. MELBY A.I.A.
ARCHITECT C-16,835

IDENTIFICATION STAMP
DIV. OF STATE ARCHITECT
OFFICE OF REGULATIONS SERVICES
APPL. 101484
A.C. FK F.L.B. B.S. NC
DATE 1-13-1999

AS BUILT DRAWINGS

MODERNIZATION OF COLLEGE HEIGHTS ELEM. SCHOOL FOR:

BAKERSFIELD CITY SCHOOL DISTRICT

2551 SUNNY LN.
BAKERSFIELD, CALIFORNIA
93305

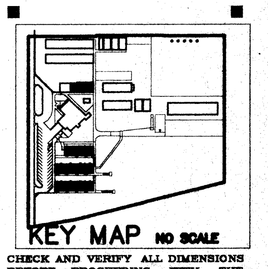

KEY MAP NO SCALE

CHECK AND VERIFY ALL DIMENSIONS BEFORE PROCEEDING WITH THE WORK. REPORT DISCREPANCIES TO THE ARCHITECT

MARK	DATE	REVISION

FLOOR PLANS
UNITS, 100, 500, 600

JOB NUMBER 97140
DATE 1/6/99
DRAWN BY M.K.B.

A SHEET 2.4 OF 20