



01-1484

Date: 05/29/2026

Submittal No: 14

Project: William Penn ES Mod.
BP-02 General
2201 San Emidio St.
Bakersfield, CA 93304

Owner: Bakersfield City School District
1300 Baker St.
Bakersfield, CA 93304

Architect: SCArchitect, Inc.
1601 New Stine Rd. Ste. 280
Bakersfield, CA 93309

Contractor: JTS Construction
P.O. Box 41765
Bakersfield, CA 93384-1765

Subcontractor: Signs of Success

Submittal: Signage

Contractor's Stamp

JTS CONSTRUCTION
BY: Omar Cabral
DATE: 5/29/2026
REVIEWED/RESUBMIT

Architect's Stamp

TRANSMITTAL COVER

X Send By Email

From:

Signs of Success
2350 Skyway Dr. Ste 10
Santa Maria, CA 93455

Phone 805-925-7545
Fax 805-925-8181

Send to:

JTS Construction

RE: William Penn ES Classroom Modernization

Please find enclosed:
Signage submittal shop drawings, color chart.

Thank you,

Justine Gervacio

805-925-7545

Enclosed:

Shop drawings
Color Chart

PLEASE NOTE
THERE IS A 4 - 6 WEEK
LEAD TIME FOR ALL DELIVERABLES
AFTER THE SUBMITTAL HAS BEEN
APPROVED AND RETURNED TO
SIGNS OF SUCCESS.

William Penn ES Classroom Modernization

JTS Construction

APPROVAL SUMMARY


Sign production may begin when these items are specified / approved.

1. SHOP DRAWINGS
2. SIGN SCHEDULE / LIST
3. COLOR SCHEDULE
4. SIGN MOUNTING METHOD(S)
5. SAMPLES / COLOR CHARTS

TABLE OF CONTENTS

PART	DESCRIPTION	pgs	STATUS	CUSTOMER APPROVAL DATE	PRODUCTION START DATE
1	Cover Page	2 pgs			
2	Typical Notes & Standard Attachments	1 pg			
3	Standard Colors	2 pgs			
4	ADA Sign(s)	4 pgs			
5	Sign List	2 pgs			
6	-	-			
7	-	-			
8	-	-			
9	-	-			
10	-	-			
11	-	-			
12	-	-			
13	-	-			
14	-	-			

APPROVED
 WAITING APPROVAL
 DELETED SIGN

Contractor: JTS Construction 7001 McDivitt Drive Bakersfield, CA 93313 Office Phone: 661-835-9270 Fax: 661-835-8424 Project Manager: Omar Cabral Email: omarc@jtsconstruction.com Cell: 661-321-6069 Project Manager Assistant: Beatrice Vaquez Email: beatricev@jtsconstruction.com Cell: 661-835-9270	Architect: - SCArchitect Inc.	•..... Client Approval •..... Architect Approval	PM: Justine Gervacio justine@signsofsuccess.net
	Project Owner: - Bakersfield City School District	Installation Address: - 2201 San Emidio St. Bakersfield, CA 93304	 Signs of Success 2350 Skyway Dr. Ste 10 Santa Maria, CA 93455

TYPICAL NOTES

1. TYPICAL ADA SIGN

- A. Material: Acrylic Plastic
- B. Thickness: 1/8"
- C. Mounting: 1B & 1G at Glass Locations
- D. Typestyle: Helvetica
- E. Color: **Please Select on Page 4**
- F. Finish: Non-Glare
- G. Space Between Text & Braille: 3/8"
- H. ADA Compliance: Yes - 1/32" Raised Text & Grade II Braille
- I. Size & Quantities as Noted

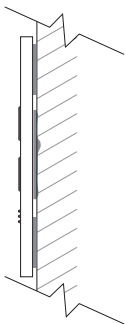
2. OTHER ADA SIGN(S)

- A. Material: Acrylic Plastic
- B. Thickness: 1/8" (1/4" at Restroom Door Signs)
- C. Mounting: 1B & 1G at Glass Locations
- D. Typestyle: Helvetica
- E. Color: **Please Select on Page 4**
- F. Finish: Non-Glare
- G. ADA Compliance: Yes - Meets Title 24
- H. Size & Quantities as Noted

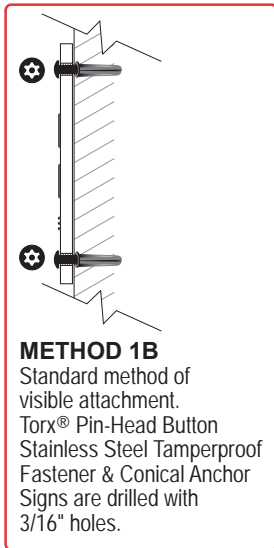
STANDARD ATTACHMENT DETAILS

1. ADA SIGNS

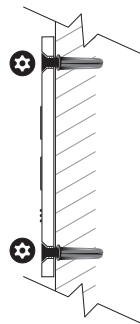
- SELECTED MOUNTING METHOD: ***1B & 1G at Glass Locations***



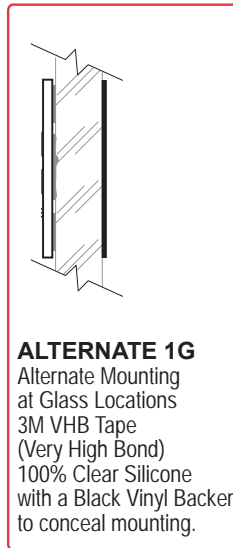
METHOD 1A
Standard method of concealed attachment.
3M VHB Tape
(Very High Bond)
& 100% Clear Silicone



METHOD 1B
Standard method of visible attachment.
Torx® Pin-Head Button
Stainless Steel Tamperproof
Fastener & Conical Anchor
Signs are drilled with
3/16" holes.



METHOD 1D
Torx® Pin-Head
Flat-Head
Stainless Steel
Tamperproof
Fastener & Conical
Anchor. Signs are
countersunk
for flush fasteners.



ALTERNATE 1G
Alternate Mounting
at Glass Locations
3M VHB Tape
(Very High Bond)
100% Clear Silicone
with a Black Vinyl Backer
to conceal mounting.

STANDARD COLORS

See next page for ADA Color Contrast Guide

SELECTED COLORS (Please Fill In)

ADA SIGNS

Color C1: Room ID & Exit Signs

Background: _____

Text: _____

Color C2: Restroom Wall IDs

Background: _____

Text: _____

Color C3: Restroom Door Signs

Background: _____ ***

Symbol: _____

***By code restroom door sign background color must contrast with door finish. WE ARE NOT RESPONSIBLE IF COLOR YOU SELECT DOES NOT CONTRAST.

Please initial that contrast has been checked:

REQUIRED! By law restroom doors signs shape must contrast with door color. (Tip: Reverse colors to increase contrast.)

Low Contrast

High Contrast




398 Graphite



304 Silver



601 Red




602 Burgundy




823 Canyon



603 Orange



701 Yellow




901 Bright Green



902 Pine Green



991 Hunter Green



903 Black Forest Green



509 Bahama Blue




501 Blue



506 Sapphire



571 Light Blue



521 Coastal Blue



302 China Blue




321 Slate




502 Marine Blue




504 Air Force Blue



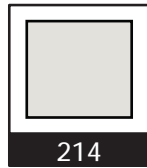
581 Ultra Violet



801 Antique Ivory




808 Sand




214 Ash




811 Parchment



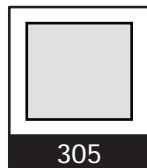
218 Sandalwood



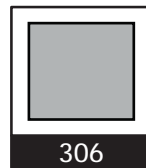
201 Off-White



204 Bright White



305 Light Grey



306 Pearl Grey



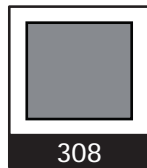
595 Driftwood



331 Grey Flannel



301 Grey



308 Silver Grey




307 Charcoal Grey




413 Cinder




831 Beige




851 Desert Sand



805 Candlewick



806 Putty



802 Taupe



803 Dark Brown



398 Graphite



304 Silver



821 Med. Brown




401 Black



891 Copper



871 Deep Bronze




771 Gold

ADA COLOR CONTRAST GUIDE

ADA Alternative Text & ADA Alternative Background

ADA ALTERNATIVE TEXT

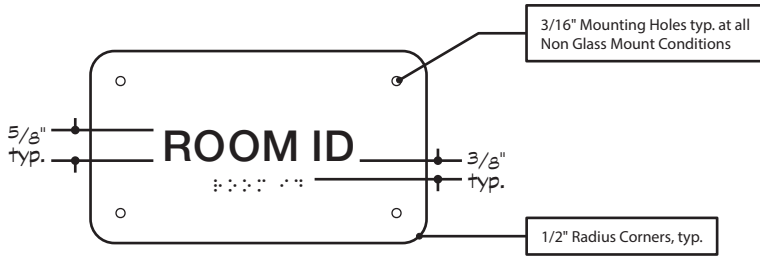
ADA ALTERNATIVE BACKGROUND



These color combinations are provided as a courtesy from Rowmark and does not guarantee ADA compliance. Before installing aAD sign, please consult with the ADA at www.ada.gov to ensure your project meets federal guidelines.

ADA Braille Signs

Scale 1/4"=1"



Room ID Sign 5/5.0

Sign Type: A

Material: Integral Color Acrylic

Thickness: 1/8"

Radius Corners: 1/2"

Text: Helvetica, 5/8" High

ADA: Yes, Raised Tactile & Braille

Mounting: 1B – Std. TP Screw

7"x4", Qty: 20

Please fill in sign list.



Exit Sign 5/5.0

Sign Type: B

Material: Integral Color Acrylic

Thickness: 1/8"

Radius Corners: 1/2"

Text: Helvetica, 1" High

ADA: Yes, Raised Tactile & Braille

Mounting: 1B – Std. TP Screw

7"x4", Qty: 19



No Exit Sign 5/5.0

Sign Type: D

Material: Integral Color Acrylic

Thickness: 1/8"

Radius Corners: 1/2"

Text: Helvetica, 1" High

ADA: Yes, Raised Tactile & Braille

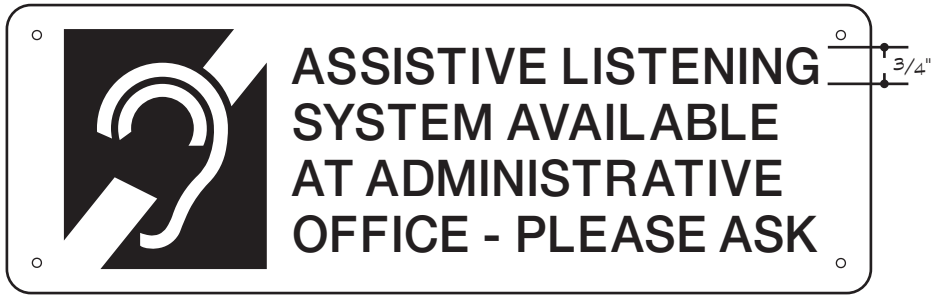
Mounting: 1G – Glass Mount

7"x4", Qty: 7

FOR ADDITIONAL DETAILS
SEE ADA SIGN
- TYPICAL NOTE 1
- STANDARD COLOR DETAIL C1

ADA Signs

Scale 1/4"=1"



Assistive Listening Sign 5/5.0

Sign Type: L

Material: Integral Color Acrylic

Thickness: 1/8"

Radius Corners: 1/2"

Text: Helvetica, 3/4" High

ADA: Yes, Meets Title 24

Mounting: 1B – Std. TP Screw

18"x6", Qty: 13

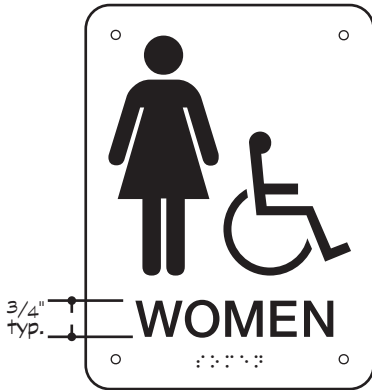
Text as shown; please correct if necessary.

NOTE: ALS signs that include a location direction typically do not also include the wording "PLEASE ASK."

FOR ADDITIONAL DETAILS
SEE ADA SIGN
- TYPICAL NOTE 2
- STANDARD COLOR DETAIL C1

ADA Braille Signs

Scale 1/4"=1"



Sign Type: H
6"x8", Qty: 1



Sign Type: K
8"x8", Qty: 4

We recommend using ISA symbol only per AB1732 Approved? Yes No

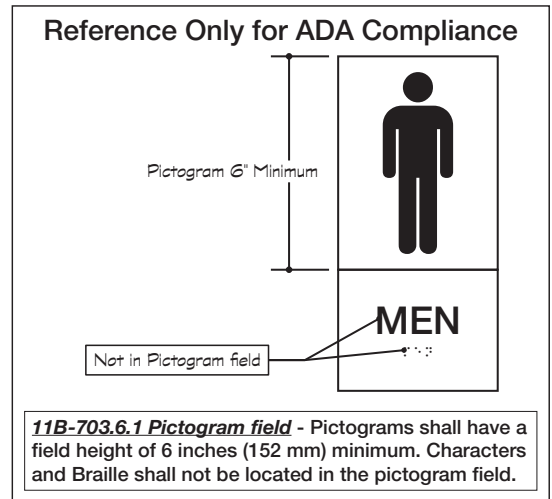


Sign Type: F
6"x8", Qty: 1



[Non-Accessible]
Sign Type: K-NA
7"x4", Qty: 1

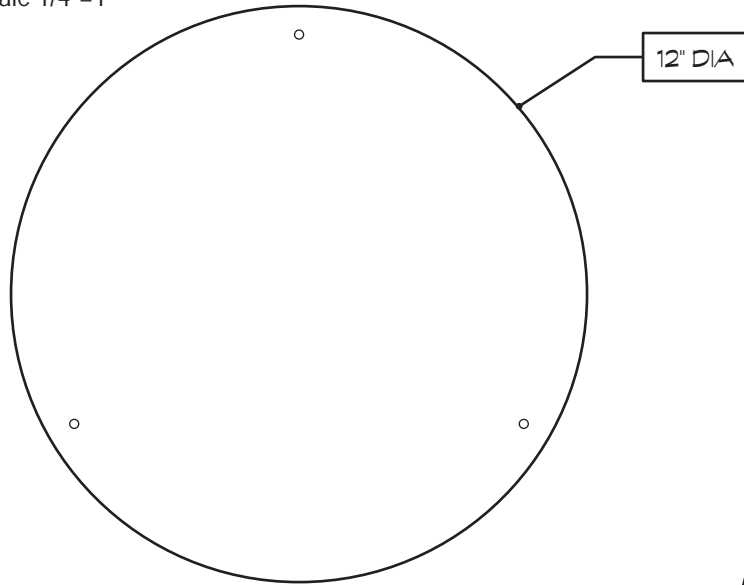
Restroom Wall Sign 5/5.0
Material: Integral Color Acrylic
Thickness: 1/8"
Text: Helvetica, 3/4" or 5/8" High
ADA: Yes, Raised Tactile & Braille
Mounting: 1B – Std. TP Screw



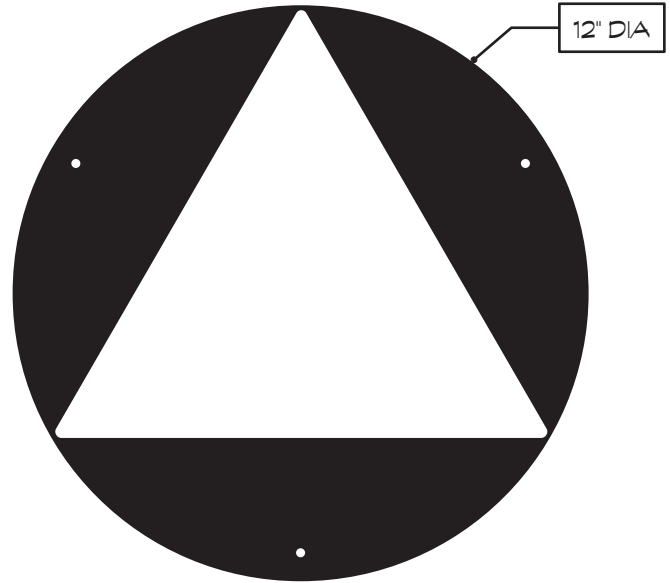
FOR ADDITIONAL DETAILS
SEE ADA SIGN
- TYPICAL NOTE 1
- STANDARD COLOR DETAIL C2

Other ADA Signs (Restroom Door Signs)

Scale 1/4"=1"



Female Restroom Door Sign 5/5.0
 Sign Type: G
 Material: Integral Color Acrylic
 Thickness: 1/4"
 Mounting: 1B – Std. TP Screw
 12", Qty: 1



All-Gender Restroom Door Sign 5/5.0
 Sign Type: J
 Material: Integral Color Acrylic
 Thickness: 1/4"
 Mounting: 1B – Std. TP Screw
 12", Qty: 5



Male Restroom Door Sign 5/5.0
 Sign Type: E
 Material: Integral Color Acrylic
 Thickness: 1/4"
 Mounting: 1B – Std. TP Screw
 12", Qty: 1

Low Contrast

High Contrast



REQUIRED! By law restroom doors signs shape must contrast with door color.
 (Tip: Reverse colors to increase contrast.)
 WE ARE NOT RESPONSIBLE IF COLOR YOU SELECT DOES NOT CONTRAST.

FOR ADDITIONAL DETAILS
 SEE ADA SIGN
 - TYPICAL NOTE 2
 - STANDARD COLOR DETAIL C3

