

THE DIVISION OF THE STATE ARCHITECT, OFFICE OF REGULATION SERVICES RECOMMENDS THE FOLLOWING DIMENSIONS AS ADEQUATELY SERVING THE NEEDS OF CHILDREN IN PROJECTS UNDER OUR JURISDICTION. THESE RECOMMENDATIONS ARE BASED ON THE FEDERAL "RECOMMENDATIONS FOR ACCESSIBILITY FOR CHILDREN IN ELEMENTARY SCHOOLS" AND OTHER RECOGNIZED PUBLICATIONS ON ACCESS FOR CHILDREN.

A = ADULT DIMENSIONS (AGE 12 AND OVER)  
 E = ELEMENTARY DIMENSIONS  
 K = KINDERGARTEN AND PRE-SCHOOL DIMENSIONS

\* DIMENSIONS OF 14" MINIMUM TO 16" MAXIMUM FOR AN ACCESSIBLE TOILET SEAT HEIGHT CAN BE USED FOR ELEMENTARY SCHOOL FACILITIES, WHERE SUCH TOILETS ARE USED SOLELY BY CHILDREN AGE 12 AND UNDER  
 † DIMENSIONS OF 31" MINIMUM TO THE RIM OR COUNTER SURFACE AT AN ACCESSIBLE LAVATORY, WHILE MAINTAINING A 24" MINIMUM FOR APRON AND KNEE CLEARANCE CAN BE USED FOR ACCESSIBLE LAVATORIES

TOILET CENTERING FROM WALL	RECOMMENDED ACCESSIBLE HEIGHT (DIMS)		
	A (INCHES)	E (INCHES)	K (INCHES)
16	15	12	10
TOILET SEAT HEIGHT (DIM TO TOP OF SEAT)	17-19	★ 14-16*	10-12
GRAB BAR HEIGHT (SIDE)	33	27	30-32
TOILET PAPER IN FRONT OF TOILET	7 1/2 - 9 1/2	7 1/2 - 9 1/2	7 1/2 - 9 1/2
NAPKIN DISPOSAL IN FRONT OF TOILET	12 MAX.	12 MAX.	N/A
MIRROR HEIGHT (TO BOTTOM OF GLASS)	40 MAX.	36 MAX.	32 MAX.
DISPENSER HEIGHT	40 MAX.	36 MAX.	32 MAX.
LAVATORY/BINK TOP HEIGHT	34 MAX.	31 MAX.	24 MAX.
LAVATORY/BINK KNEE CLEARANCE	27 MIN.	24 MIN.	19 MIN.
URINAL LIP HEIGHT	17 MAX.	15 MAX.	13 MIN.
URINAL FLUSH HANDLE HEIGHT	44 MAX.	37 MAX.	32 MAX.
DRINKING FOUNTAIN BUBBLER HEIGHT	36 MAX.	32 MAX.	30 MAX.
DRINKING FOUNTAIN KNEE CLEARANCE	27 MIN.	24 MIN.	22 MIN.
RAMP/STAIR HANDRAIL HEIGHT	34-38	27	22

TOILET CENTERING FROM WALL/PARTITION	RECOMMENDED SUGGESTED HEIGHT (DIMS)		
	A (INCHES)	E (INCHES)	K (INCHES)
15 MIN	15 MIN	15 MIN	15 MIN
TOILET SEAT HEIGHT/DIM TO TOP OF SEAT	15	15	10
TOILET CLEARANCE/FRONT	24	24	24
URINAL LIP HEIGHT	24	18	16
URINAL CENTER FROM WALL/PARTITION	12	12	12

PLUMBING ACCESSORIES (REF. ONLY - MODELS FURNISHED AND INSTALLED BY DISTRICT U.N.O.)

A SOAP DISPENSER: LIQUID SOAP DISPENSER  
 B 4" MAX. PROJECTION  
 C PAPER TOWEL DISPENSER: DISH COMBO  
 D SURFACE MOUNTED 4" MAX. PROJECTION-CANNOT ENCRUSCH INTO 30" CLEAR SPACE OF FIXTURE  
 E TOILET PAPER HOLDER: SINGLE ROLL  
 F SEMI-RECESSED OR 3" MAX. PROJECTION

SYMBOL	FIXTURE	PLUMBING FIXTURE SCHEDULE			
		COLD WATER	HOT WATER	WASTE	VENT
WC 1	[A] WATER CLOSET TANK TYPE (ACCESSIBLE)	1/2"	-	3"	2"
WC 2	[E] WATER CLOSET TANK TYPE (ACCESSIBLE)	1/2"	-	3"	2"
WC 3	[K] WATER CLOSET TANK TYPE (ACCESSIBLE & NON-ACCESSIBLE)	1/2"	-	3"	2"
LAV 1	LAVATORY (ACCESSIBLE)	1/2"	-	2"	1 1/2"
FD 1	FLOOR DRAIN	-	-	2"	1 1/2"
TP 1	TRAP PRIMER	1/2"	-	-	-
GB 1	GRAB BAR	-	-	-	-
M 1	MIRROR	-	-	-	-
CS 1	CLASSROOM SINK	1/2"	1/2"	2"	1 1/2"
WH 1	WATER HEATER	3/4"	3/4"	-	-
WH 2	INSTANT WATER HEATER	1/2"	1/2"	-	-
DF 1	DRINKING FOUNTAIN	1/2"	-	2"	1 1/2"

FIXTURE DESCRIPTION (AS CALLED OUT OR APPROVED EQUAL)

WC 1: STD: PROFLO ADA PFR900  
 ALT: AMERICAN STANDARD ADA 2758.028 1.28 GPF, 17" HIGH, VITREOUS CHINA ELONGATED RIM, TANK TYPE: 12" ROUGH-IN, CLOROXITE 1000 SOLID OPEN WHITE ELONGATED PLASTIC SEAT

WC 2: STD: PROFLO STANDARD PFR900  
 ALT: AMERICAN STANDARD 2758.028 1.28 GPF, 17" HIGH, VITREOUS CHINA ELONGATED RIM, TANK TYPE: 12" ROUGH-IN, CLOROXITE 1000 SOLID OPEN WHITE ELONGATED PLASTIC SEAT

WC 3: STD: PROFLO PFR900S  
 ALT: AMERICAN STANDARD 2758.016 BABY DEVORO 10" HIGH, 10" ROUGH-IN, VITREOUS CHINA ELONGATED RIM, TANK TYPE: CLOROXITE 1000 SOLID OPEN WHITE ELONGATED PLASTIC SEAT

LAV 1: STD: AMERICAN STANDARD 088.012 LICENSE  
 ALT: CRANE 1412-20 "HARMOCH" 20X18" VITREOUS CHINA JAY 8 WITH #22 CONCEALED HANDBOOK VALVE SINGLE HANDLE FAUCET (AMERICAN STANDARD #141011 TO BE USED @ CONER & ELEMENTARY APPLICATIONS ONLY)

FD 1: JAY R SMITH #20057A-02-POS-48R, FLOOR DRAIN TAPPED FOR PRIMER, 8" NICKEL BRONZE STRAINER

TP 1: PR-600 WITH 8"X12" LOCKABLE BOX, 1/2" BALL BEAT OFF GRY VALVE, AND 1PP DUJI FRESH WATER DISTRIBUTION SYSTEM

GB 1: MCKINNEY #704-1-1/2 CC STAINLESS STEEL GRAB BAR - SATIN FINISH, 36" LONG ON BACK AND 42" ON SIDE

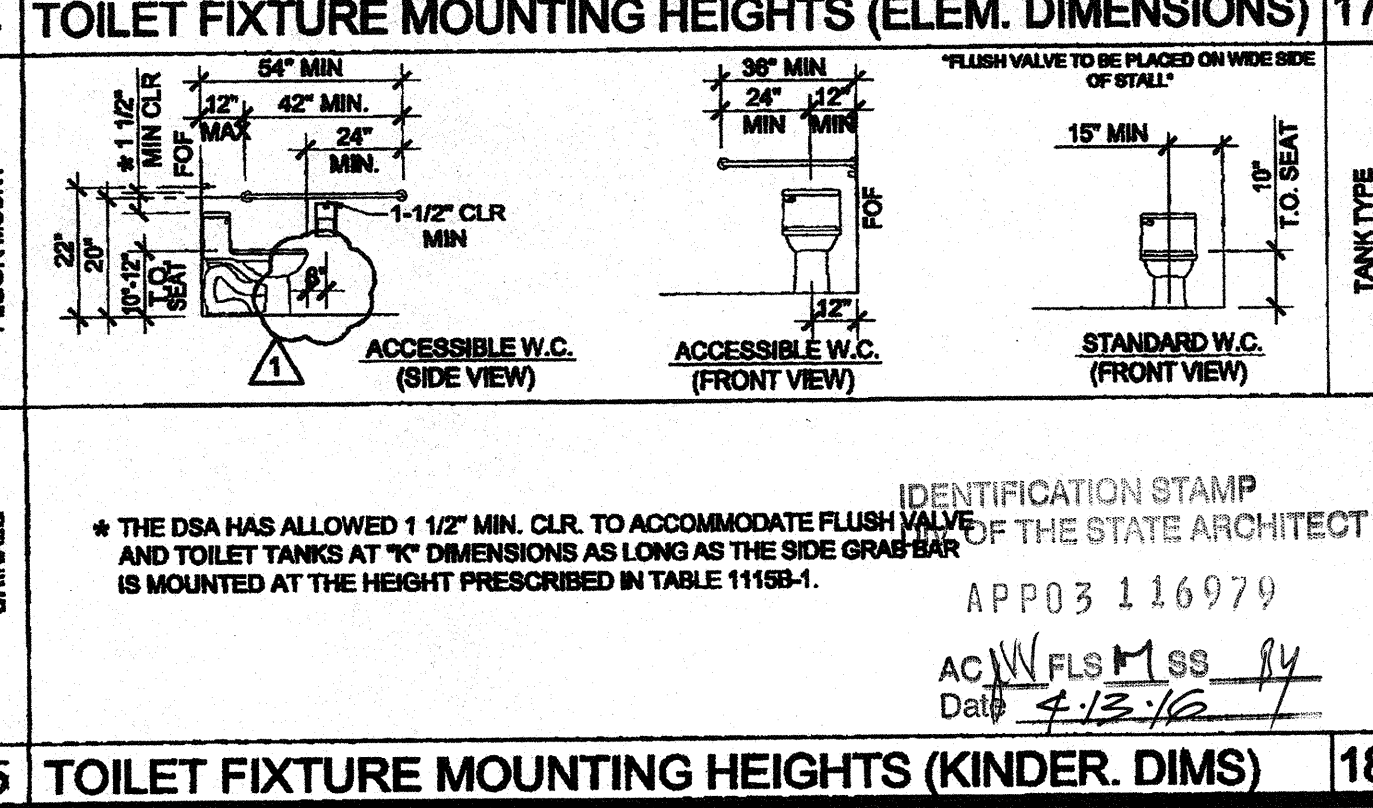
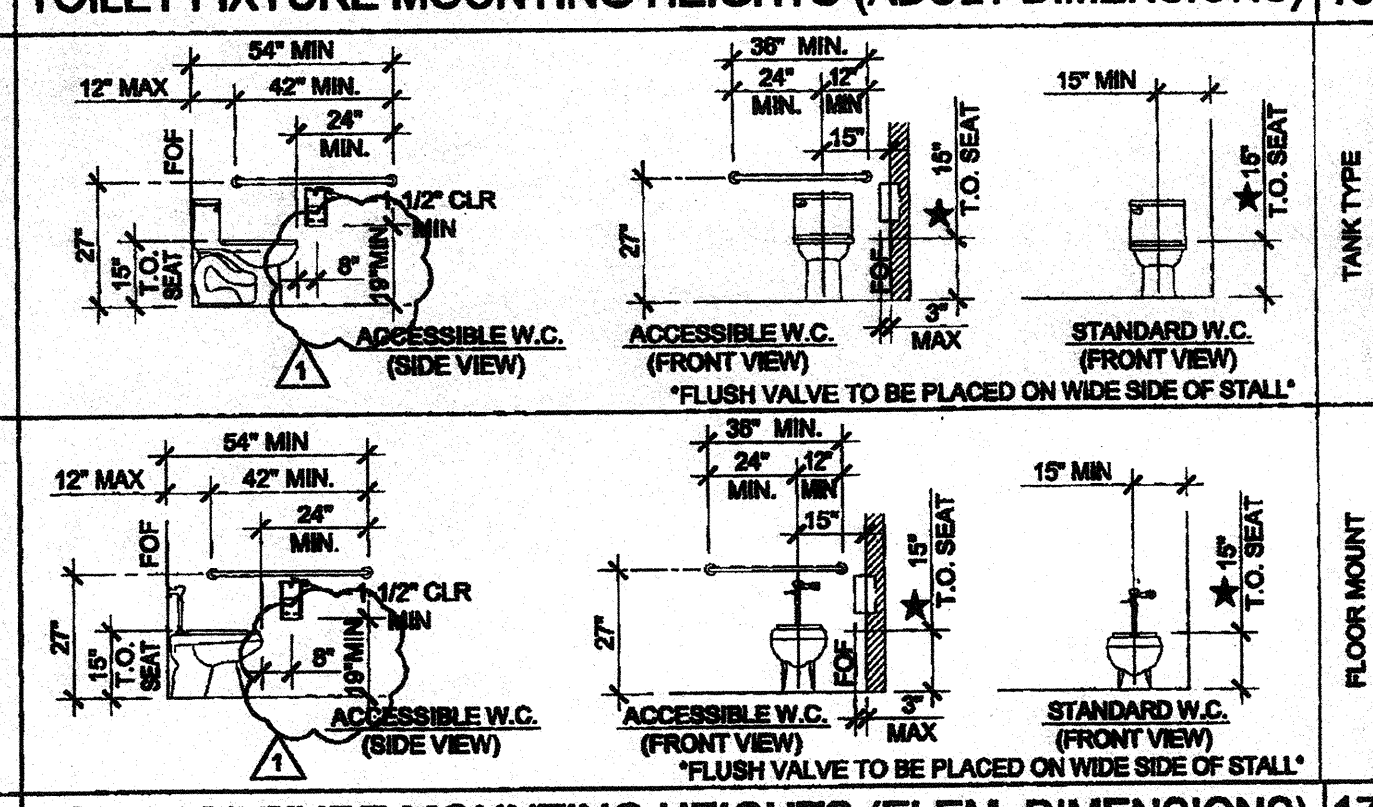
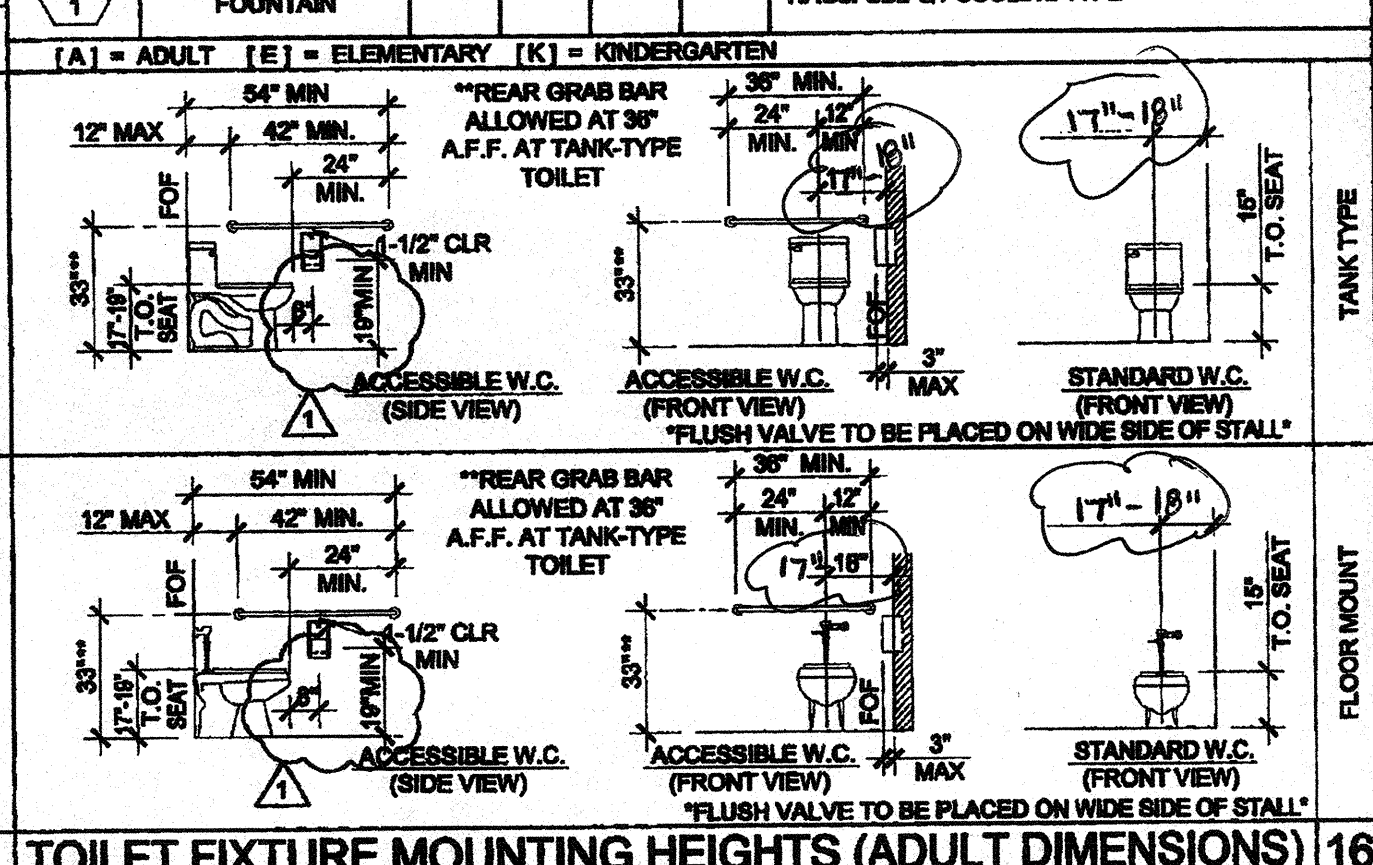
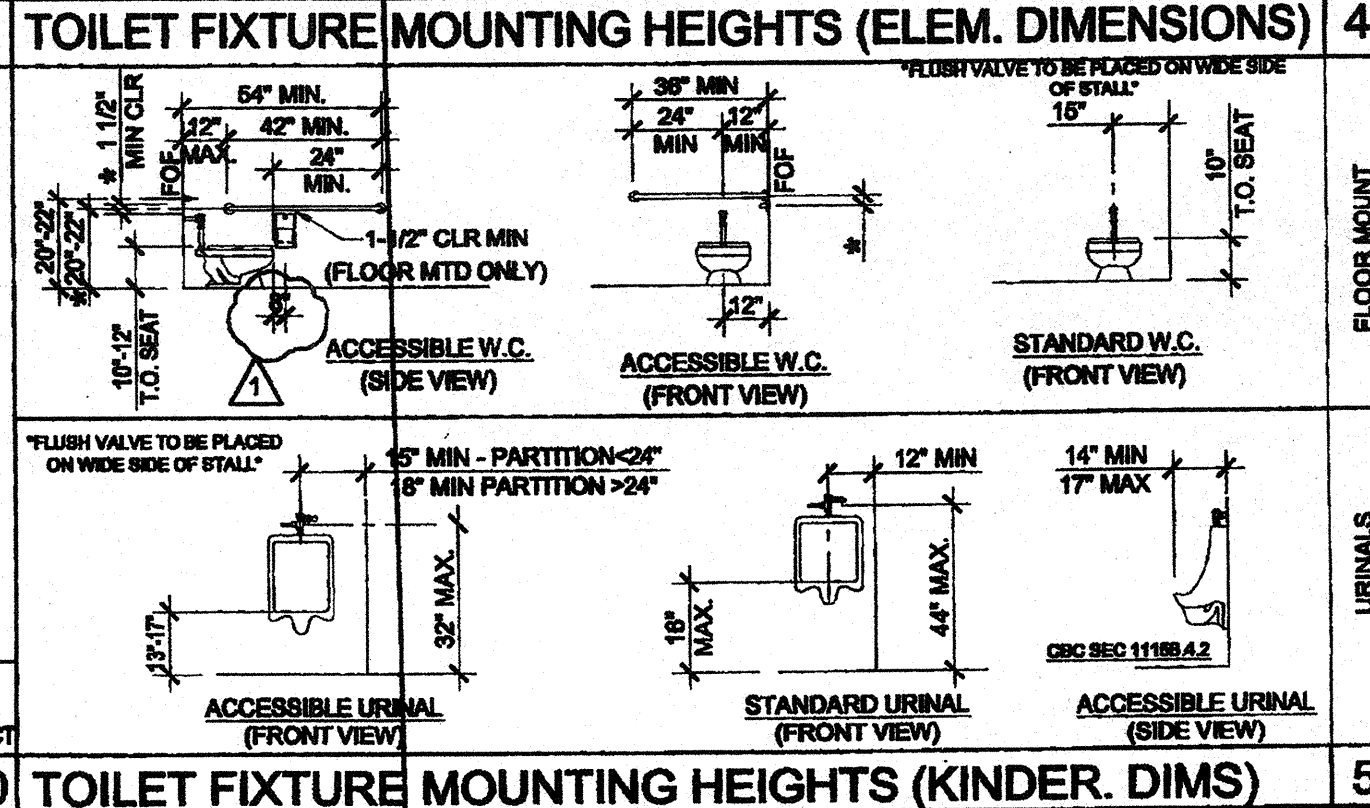
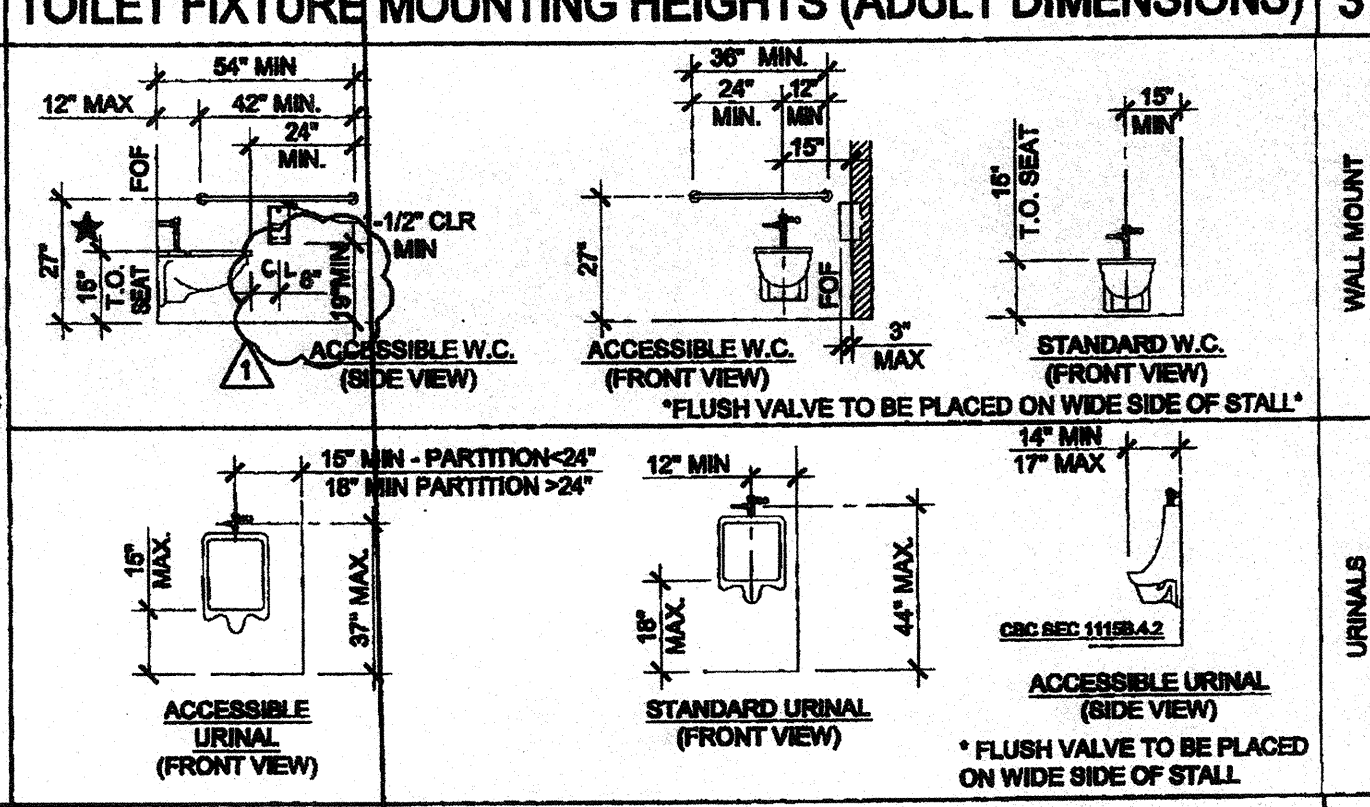
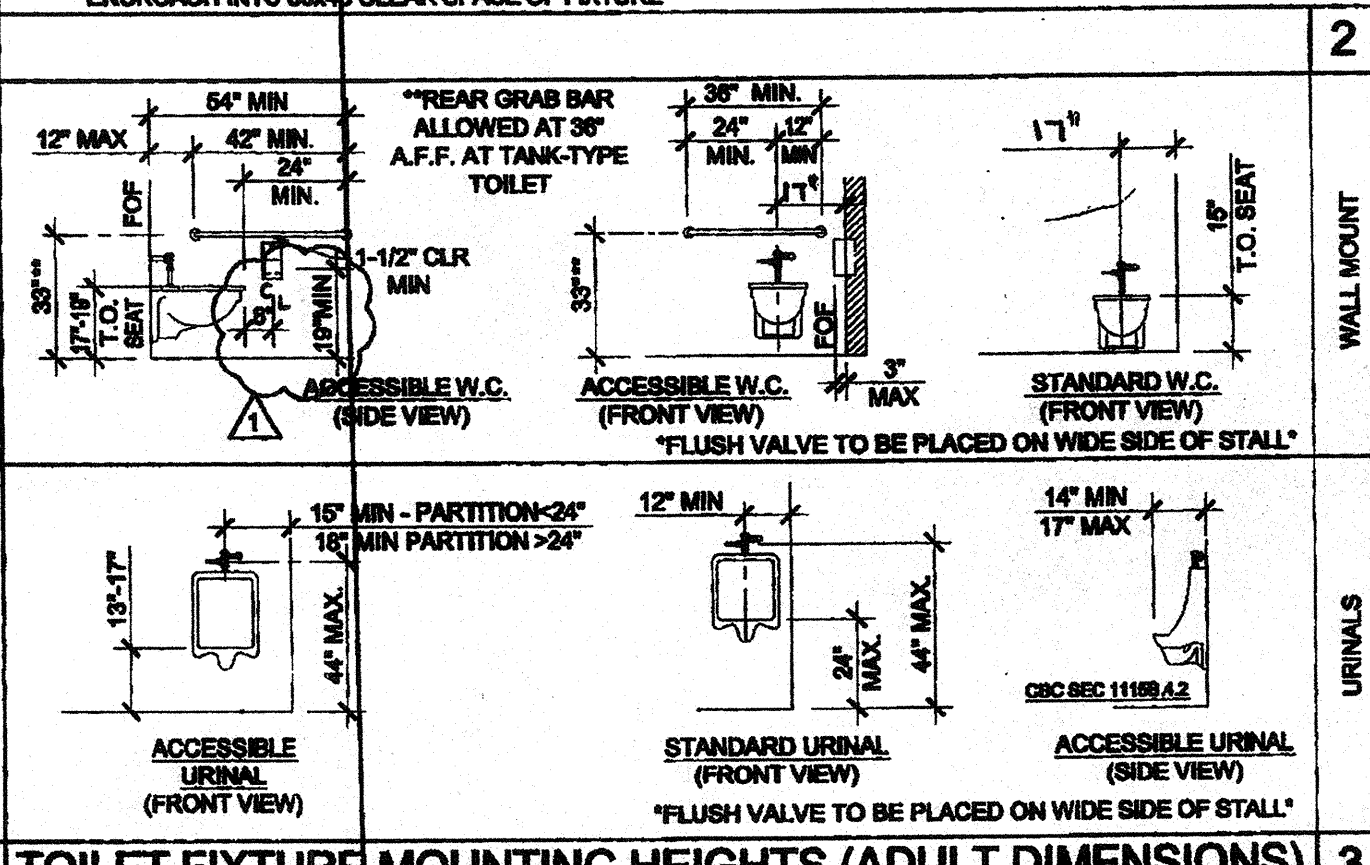
M 1: SERIES 630 RETURNED MIRRORS STAINLESS STEEL - 100A 17X24" - 17" SHIRT METAL MANUFACTURED OR APPROVED EQUAL

CS 1: JUST CRA-1725-A-GR 17.25" W 4 1/2" BOWL DEPTH, WITH CHICAGO FAUCET #850 AND BUBBLER JSB-10  
 □ A.O. SMITH #DEL-8 (8 GALLON)  
 □ A.O. SMITH #DEL-10 (10 GALLON)

WH 1: EEMAX #SP3012, 120V, 3.0KW, 25A

WH 2: EEMAX #SP3012, 120V, 3.0KW, 25A

DF 1: HALSEY-TAYLOR / B-I-LEVEL  
 HACFBSLQ / COOLING TYPE



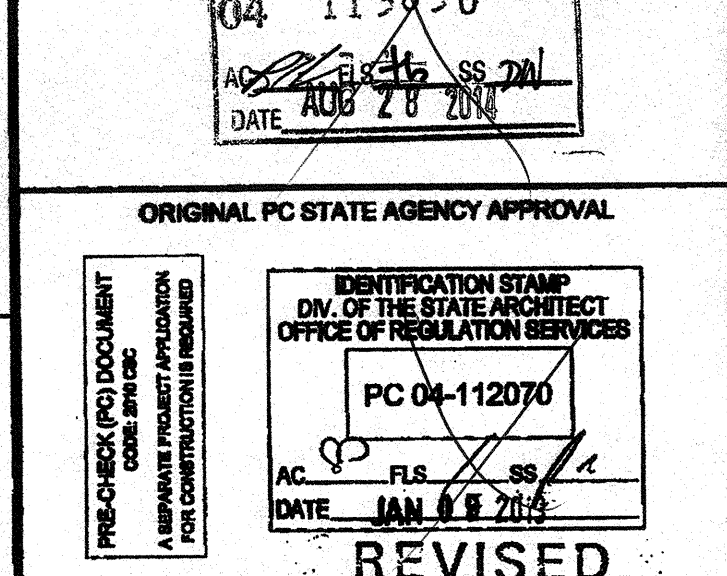


THESE DRAWINGS AND ALL MATERIAL CONTAINED HEREIN ARE THE PROPERTY OF SILVER CREEK INDUSTRIES, INC. (SCI) AND SHALL NOT BE REPRODUCED, COPIED OR OTHERWISE DISPOSED OF DIRECTLY OR INDIRECTLY AND SHALL NOT BE USED IN WHOLE OR IN PART TO ASSIST IN THE MAKING OF OR FOR THE PURPOSE OF FURNISHING ANY INFORMATION FOR THE MAKING OF DRAWINGS, PRINTS, APPARATUS OR PARTS THEREOF WITHOUT THE FULL KNOWLEDGE AND WRITTEN CONSENT OF SCI INC.

ALL PATENTABLE MATERIAL CONTAINED HEREIN AND ORIGINATING WITH SCI SHALL BE THE PROPERTY OF SCI INC.



PROJECT NAME: CLASS LEASING CLASSROOMS BLDG'S

SHEET TITLE: PLUMBING DETAILS AND SCHEDULE



REVISIONS

PC REVISION 12/13/2012

SILVER CREEK INDUSTRIES 30' x 32' PC

DRAWN BY: [Signature]

SCALE: AS NOTED

DATE: 12-12-12

P.C. SHEET NUMBER: P-1.01

IDENTIFICATION STAMP OF THE STATE ARCHITECT OFFICE OF REGULATION SERVICES  
 APPROX 116979  
 AC/FMS/MS  
 Date: 4/13/12