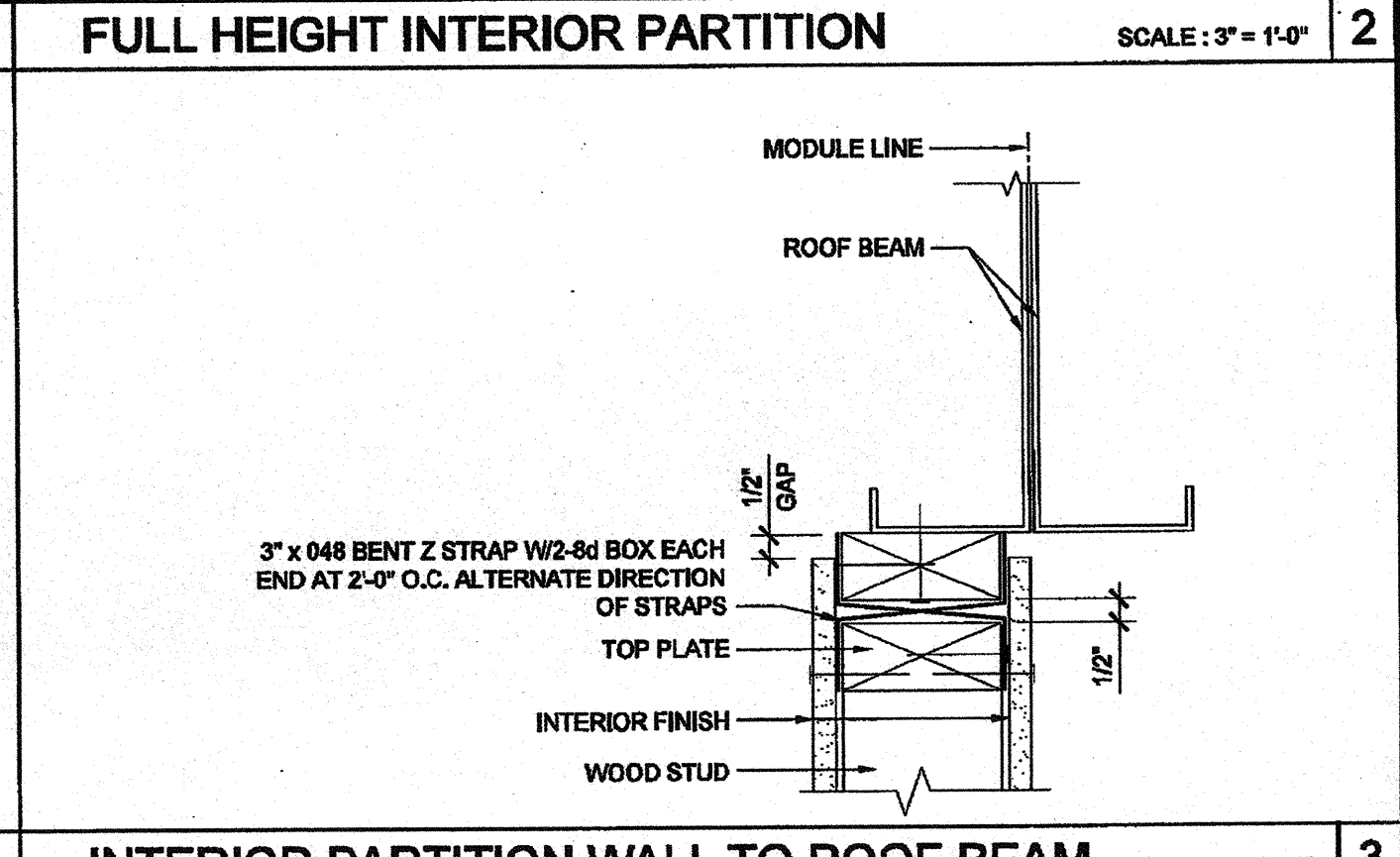
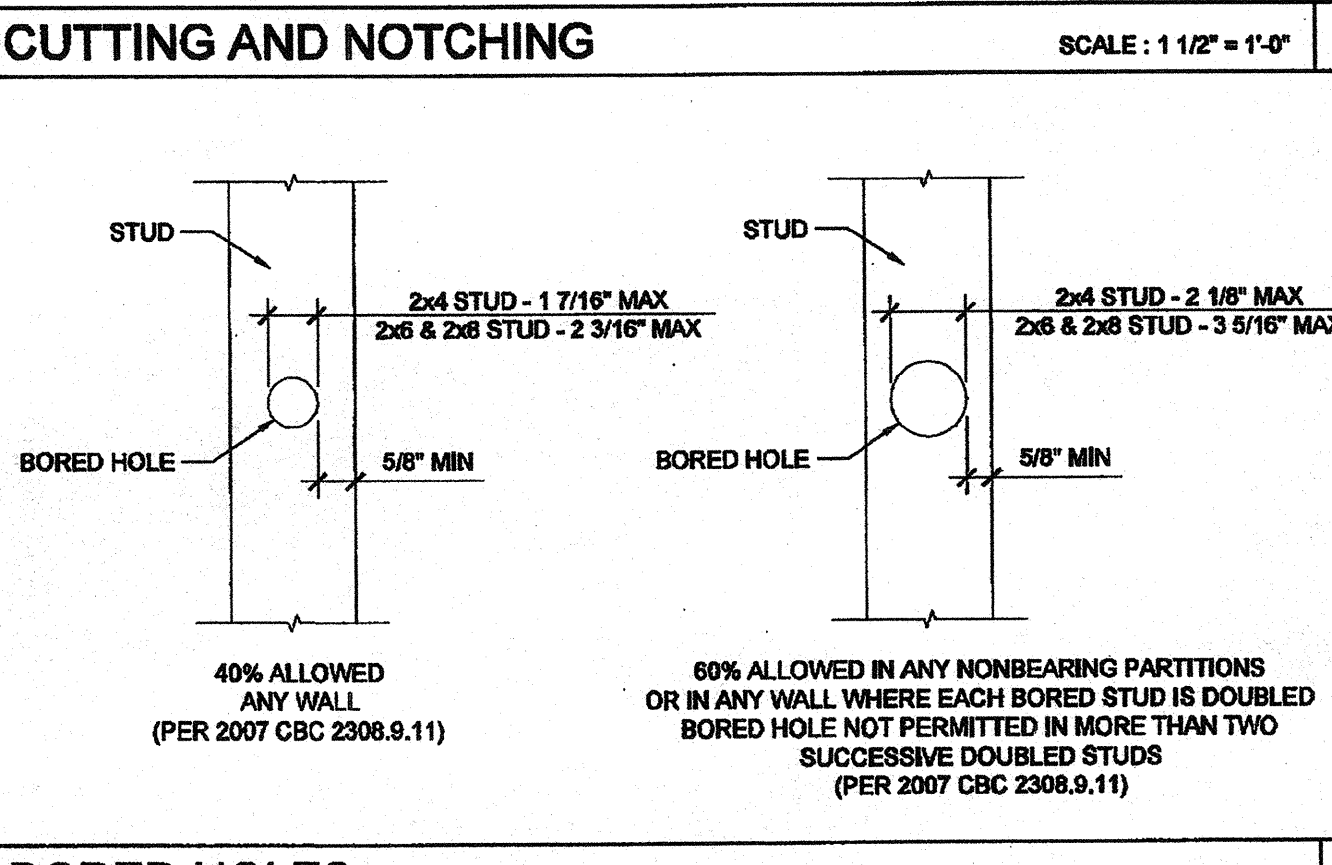


INTERIOR PARTITION SCALE: 3/4\" = 1'-0\" 14

COLUMN HEIGHT	OPENING SIZE	EXT FINISH	HEADER				SILL				FULL HEIGHT KING STUD							
			NUMBER	SIZE	LUMBER TYPE	OC	NUMBER	SIZE	LUMBER TYPE	OC	NUMBER	SIZE	LUMBER TYPE	OC				
LESS THAN 9'-0"	3070	NO PLASTER	(1)	2X6	HF	#2	N/A		(1)	2X6	HF	#2		(1)	2X6	DF	#2	
		NO PLASTER (OPT)	(1)	2X6	DF	#2	N/A		(1)	2X6	DF	#2		(1)	2X6	DF	#2	
		W/ PLASTER	(1)	2X6	HF	#2	N/A		(1)	2X6	HF	#2		(1)	2X6	DF	#2	
	4070	NO PLASTER	(1)	2X6	HF	#2	N/A		(1)	2X6	HF	#2		(1)	2X6	DF	#2	
		NO PLASTER (OPT)	(1)	2X6	DF	#2	N/A		(1)	2X6	DF	#2		(1)	2X6	DF	#2	
		W/ PLASTER	(1)	2X6	HF	#2	N/A		(1)	2X6	HF	#2		(1)	2X6	DF	#2	
	6040	NO PLASTER	(1)	2X6	HF	#2	(1)	2X6	HF	#2	(2)	2X6	HF	#2	(1)	2X6	DF	#2
		NO PLASTER (OPT)	(1)	2X6	DF	#2	(1)	2X6	DF	#2	(2)	2X6	DF	#2	(1)	2X6	DF	#2
		W/ PLASTER	(1)	2X6	HF	#2	(1)	2X6	HF	#2	(2)	2X6	HF	#2	(1)	2X6	DF	#2
	8040	NO PLASTER	(1)	2X6	HF	#2	(1)	2X6	HF	#2	(2)	2X6	HF	#2	(1)	2X6	DF	#2
		NO PLASTER (OPT)	(1)	2X6	DF	#2	(1)	2X6	DF	#2	(2)	2X6	DF	#2	(1)	2X6	DF	#2
		W/ PLASTER	(1)	2X6	HF	#2	(1)	2X6	HF	#2	(2)	2X6	HF	#2	(1)	2X6	DF	#2

INTERIOR PARTITION SCALE: 3/4\" = 1'-0\" 12

COLUMN HEIGHT	OPENING SIZE	EXT FINISH	HEADER				SILL				FULL HEIGHT KING STUD							
			NUMBER	SIZE	LUMBER TYPE	OC	NUMBER	SIZE	LUMBER TYPE	OC	NUMBER	SIZE	LUMBER TYPE	OC				
LESS THAN 9'-0"	3070	NO PLASTER	(1)	2X6	HF	#2	N/A		(1)	2X6	HF	#2		(1)	2X6	DF	#2	
		NO PLASTER (OPT)	(1)	2X6	DF	#2	N/A		(1)	2X6	DF	#2		(1)	2X6	DF	#2	
		W/ PLASTER	(1)	2X6	HF	#2	N/A		(1)	2X6	HF	#2		(1)	2X6	DF	#2	
	4070	NO PLASTER	(1)	2X6	HF	#2	N/A		(1)	2X6	HF	#2		(1)	2X6	DF	#2	
		NO PLASTER (OPT)	(1)	2X6	DF	#2	N/A		(1)	2X6	DF	#2		(1)	2X6	DF	#2	
		W/ PLASTER	(1)	2X6	HF	#2	N/A		(1)	2X6	HF	#2		(1)	2X6	DF	#2	
	6040	NO PLASTER	(1)	2X6	HF	#2	(1)	2X6	HF	#2	(2)	2X6	HF	#2	(1)	2X6	DF	#2
		NO PLASTER (OPT)	(1)	2X6	DF	#2	(1)	2X6	DF	#2	(2)	2X6	DF	#2	(1)	2X6	DF	#2
		W/ PLASTER	(1)	2X6	HF	#2	(1)	2X6	HF	#2	(2)	2X6	HF	#2	(1)	2X6	DF	#2
	8040	NO PLASTER	(1)	2X6	HF	#2	(1)	2X6	HF	#2	(2)	2X6	HF	#2	(1)	2X6	DF	#2
		NO PLASTER (OPT)	(1)	2X6	DF	#2	(1)	2X6	DF	#2	(2)	2X6	DF	#2	(1)	2X6	DF	#2
		W/ PLASTER	(1)	2X6	HF	#2	(1)	2X6	HF	#2	(2)	2X6	HF	#2	(1)	2X6	DF	#2

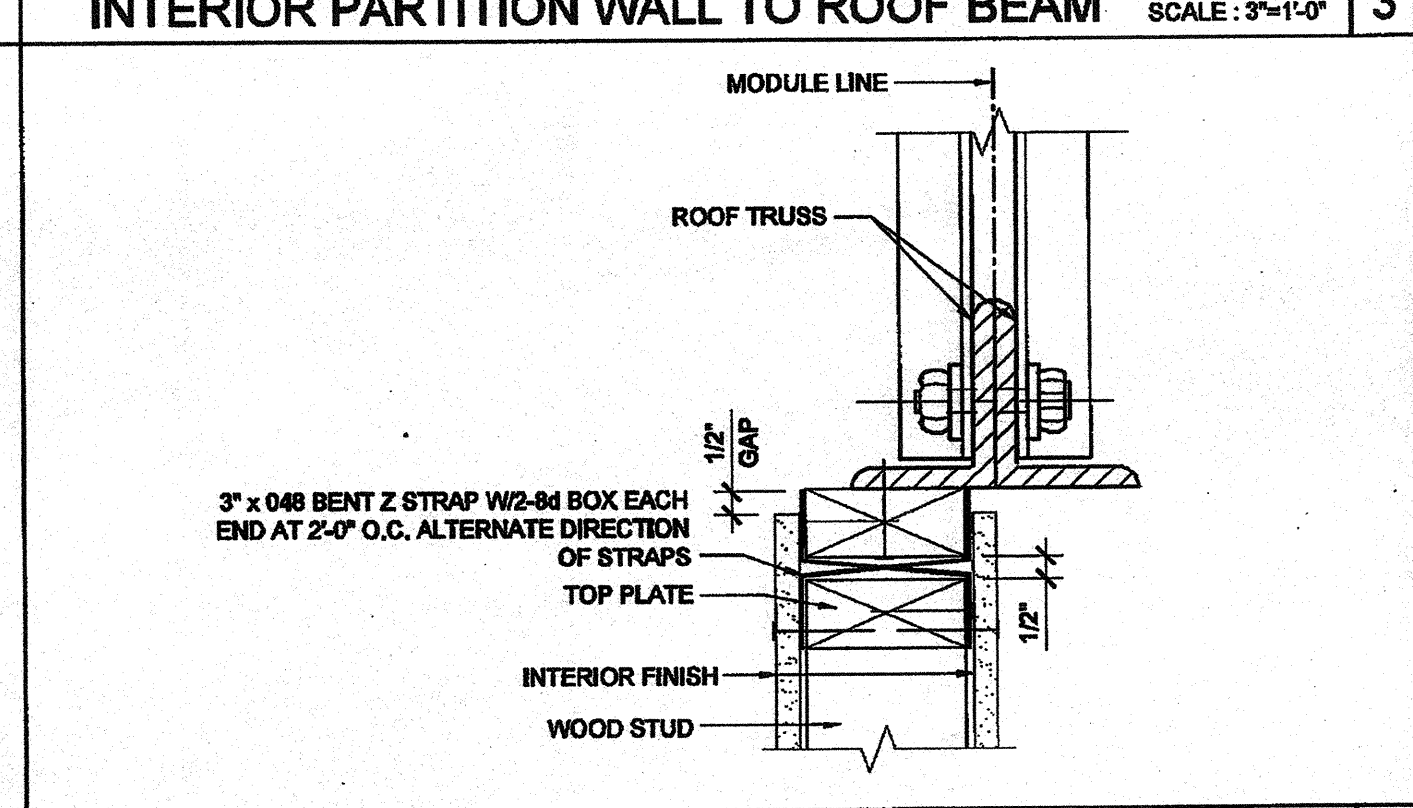



2x6 OPENING STUDS SCHEDULE 19

COLUMN HEIGHT	OPENING SIZE	EXT FINISH	WOOD WALL FRAMING				4\"/>			
			NUMBER	SIZE	LUMBER TYPE	OC	NUMBER	SIZE	LUMBER TYPE	OC
LESS THAN 9'-0"	3070	NO PLASTER	(1)	2X6	HF	#2	24\"/>			
		NO PLASTER (OPT)	(1)	2X6	DF	#2	24\"/>			
		W/ PLASTER	(1)	2X6	HF	#2	24\"/>			
		W/ PLASTER (OPT)	(1)	2X6	DF	#2	24\"/>			
9'-0\" TO 10'-0"	3070	NO PLASTER	(1)	2X6	HF	#2	24\"/>			
		NO PLASTER (OPT)	(1)	2X6	DF	#2	24\"/>			
		W/ PLASTER	(1)	2X6	HF	#2	24\"/>			
		W/ PLASTER (OPT)	(1)	2X6	DF	#2	24\"/>			

2x8 OPENING STUDS SCHEDULE 21

COLUMN HEIGHT	OPENING SIZE	EXT FINISH	WOOD WALL FRAMING				4\"/>			
			NUMBER	SIZE	LUMBER TYPE	OC	NUMBER	SIZE	LUMBER TYPE	OC
LESS THAN 9'-0"	3070	NO PLASTER	(1)	2X8	HF	#2	24\"/>			
		NO PLASTER (OPT)	(1)	2X8	DF	#2	24\"/>			
		W/ PLASTER	(1)	2X8	HF	#2	24\"/>			
		W/ PLASTER (OPT)	(1)	2X8	DF	#2	24\"/>			
9'-0\" TO 10'-0"	3070	NO PLASTER	(1)	2X8	HF	#2	24\"/>			
		NO PLASTER (OPT)	(1)	2X8	DF	#2	24\"/>			
		W/ PLASTER	(1)	2X8	HF	#2	24\"/>			
		W/ PLASTER (OPT)	(1)	2X8	DF	#2	24\"/>			



2x6 WALL FRAMING SCHEDULE 20

COLUMN HEIGHT	OPENING SIZE	EXT FINISH	WOOD WALL FRAMING				4\"/>			
			NUMBER	SIZE	LUMBER TYPE	OC	NUMBER	SIZE	LUMBER TYPE	OC
LESS THAN 9'-0"	3070	NO PLASTER	(1)	2X6	HF	#2	24\"/>			
		NO PLASTER (OPT)	(1)	2X6	DF	#2	24\"/>			
		W/ PLASTER	(1)	2X6	HF	#2	24\"/>			
		W/ PLASTER (OPT)	(1)	2X6	DF	#2	24\"/>			
9'-0\" TO 10'-0"	3070	NO PLASTER	(1)	2X6	HF	#2	24\"/>			
		NO PLASTER (OPT)	(1)	2X6	DF	#2	24\"/>			
		W/ PLASTER	(1)	2X6	HF	#2	24\"/>			
		W/ PLASTER (OPT)	(1)	2X6	DF	#2	24\"/>			

2x8 WALL FRAMING SCHEDULE 22

COLUMN HEIGHT	OPENING SIZE	EXT FINISH	WOOD WALL FRAMING				4\"/>			
			NUMBER	SIZE	LUMBER TYPE	OC	NUMBER	SIZE	LUMBER TYPE	OC
LESS THAN 9'-0"	3070	NO PLASTER	(1)	2X8	HF	#2	24\"/>			
		NO PLASTER (OPT)	(1)	2X8	DF	#2	24\"/>			
		W/ PLASTER	(1)	2X8	HF	#2	24\"/>			
		W/ PLASTER (OPT)	(1)	2X8	DF	#2	24\"/>			
9'-0\" TO 10'-0"	3070	NO PLASTER	(1)	2X8	HF	#2	24\"/>			
		NO PLASTER (OPT)	(1)	2X8	DF	#2	24\"/>			
		W/ PLASTER	(1)	2X8	HF	#2	24\"/>			
		W/ PLASTER (OPT)	(1)	2X8	DF	#2	24\"/>			

NOT USED 9

NOT USED 10


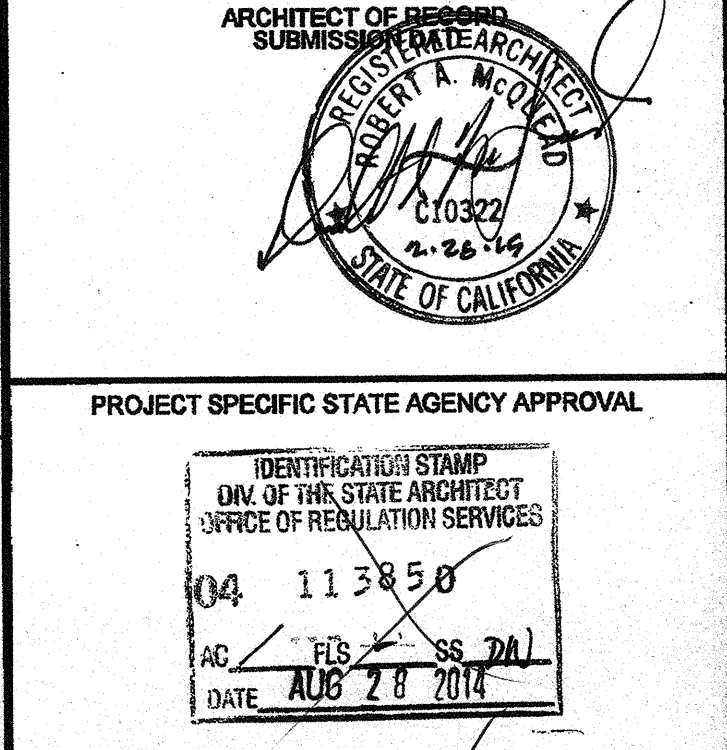

NOT USED 5

THESE DRAWINGS AND ALL MATERIAL CONTAINED HEREIN ARE THE PROPERTY OF SILVERCREEK INDUSTRIES, INC. (SCI Inc) AND SHALL NOT BE REPRODUCED, COPIED OR OTHERWISE DISPOSED OF DIRECTLY OR INDIRECTLY AND SHALL NOT BE USED IN WHOLE OR IN PART TO ASSIST IN THE MAKING OF OR FOR THE PURPOSE OF FURNISHING ANY INFORMATION FOR THE MAKING OF DRAWINGS, PRINTS, APPARATUS OR PARTS THEREOF WITHOUT THE FULL KNOWLEDGE AND WRITTEN CONSENT OF SCI Inc. ALL PATENTABLE MATERIAL CONTAINED HEREIN AND ORIGINATING WITH SCI Inc SHALL BE THE PROPERTY OF SCI Inc.



PROJECT NAME: CLASS LEASING CLASSROOMS BLDG'S

SHEET TITLE: WALL FRAMING DETAILS WOOD STUDS



REVISIONS

SILVER CREEK INDUSTRIES 30\"/>

IDENTIFICATION STAMP DIV. OF THE STATE ARCHITECT APP03 116979 ACW FLS -SS Date 4/13/16

PROJECT NO: DRAWN BY: AS NOTED SCALE: 6-17-11 DATE: P.C. SHEET NUMBER S-5.11