


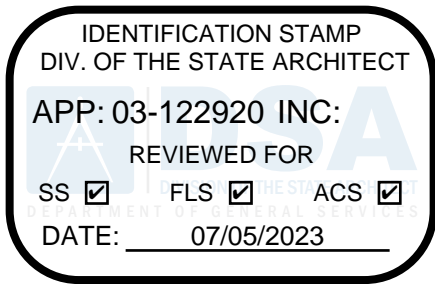
**SARCHITECT, INC.**

1601 New Stine Rd., Ste. 280  
Bakersfield, CA 93309  
(661) 397-4377 Fax (661) 397-4378



**BASKIN MECHANICAL ENGINEERS**

175 Fulton Street  
Fresno, CA 93721  
(559) 237-0376




**ROOSEVELT ELEMENTARY  
SCHOOL MODERNIZATION  
AT  
2324 VERDE STREET  
BAKERSFIELD, CA 93304  
FOR  
BAKERSFIELD CITY SCHOOL DISTRICT  
BAKERSFIELD, KERN COUNTY, CALIFORNIA**



**JOHN A. MARTIN & ASSOCIATES, INC.**

950 Grand Avenue, 4th Floor  
Los Angeles, CA 90015  
(213) 483-6490 Fax (213) 744-1515



**DPG ENGINEERING, INC.**

5096 North Blythe Avenue, Ste. 20  
Fresno, CA. 93722  
(559)276-5144 Fax (559)276-5167

APPROVED  
**BAKERSFIELD CITY SCHOOL DISTRICT**

By \_\_\_\_\_  
Board Resolution

**TABLE OF CONTENTS****Division 00 - Procurement and Contracting Requirements**

00 01 10	Table of Contents
00 11 16	Notice to Bidders
00 21 13	Instructions to Bidders
00 21 13.1	Bidder Information and Forms
00 41 13	Bid Form and Proposal
00 43 13	Bid Bond
00 43 36	Designated Subcontractors List
00 45 01	Site Visit Certification
00 45 19	Non-Collusion Declaration
00 45 19.01	Iran Contracting Act Certification
00 45 26	Workers' Compensation Certification
00 45 46.01	Prevailing Wage and Related Labor Requirements Certification
00 45 46.02	Disabled Veteran Business Enterprise Participation Certification
00 45 46.03	Drug-Free Workplace Certification
00 45 46.04	Tobacco-Free Environment Certification
00 45 46.05	Hazardous Materials Certification
00 45 46.06	Lead-Based Materials Certification
00 45 46.07	Imported Materials Certification
00 45 46.08	Criminal Background Investigation/Fingerprinting Certification
00 45 46.09	Buy American Certification
00 45 46.10	Roofing Project Certification
00 45 46.11	Federal Debarment Certification
00 45 46.12	Federal Byrd Anti-Lobbying Certification
00 45 49	Registered Subcontractors List
00 45 90	Post Bid Interview
00 52 13	Agreement Form – Stipulated Sum (Single-Prime Contract)
00 56 00	Escrow Bid Documentation
00 57 00	Escrow Agreement in Lieu of Retention
00 61 13.13	Performance Bond
00 61 13.16	Payment Bond
00 63 47	Daily Force Account Report
00 63 57	Proposed Change Order Form
00 63 63	Change Order Form
00 65 19.26	Agreement and Release of Any and All Claims
00 65 36	Guarantee Form
00 72 13	General Conditions – Stipulated Sum (Single-Prime Contract)
00 73 13	Special Conditions
00 73 56	Hazardous Materials Procedures and Requirements

**Division 01 - General Requirements**

01 25 13	Product Options and Substitutions
01 31 19	Project Meetings
01 32 13	Scheduling of Work
01 33 00	Submittals
01 35 13.23	Site Standards
01 41 00	Regulatory Requirements
01 42 13	Abbreviations and Acronyms
01 42 16	Definitions
01 42 19	References
01 42 00	Materials and Equipment
01 45 00	Quality Control
01 50 00	Temporary Facilities and Controls
01 50 13	Construction Waste Management and Disposal
01 50 13A	Contractor's Construction Waste and Recycling Plan
01 50 13B	Contractor's Reuse, Recycling and Disposal Report
01 52 13	Field Offices
01 66 00	Product Delivery, Storage and Handling
01 71 23	Field Engineering
01 73 29	Cutting and Patching
01 76 00	Alteration Project Procedures
01 77 00	Contract Closeout and Final Cleaning
01 78 23	Operation and Maintenance Data
01 78 36	Warranties
01 78 39	Record Documents

**NOTICE TO BIDDERS**

1. Notice is hereby given that the governing board ("Board") of the Bakersfield City School District ("District") will receive sealed bids for the following project, Bid No. 1317, Bid Package \_\_\_\_\_ ("Project" or "Contract"):

**Roosevelt Elementary School Modernization**

2. The Project consists of:

General Alterations to Franklin Elementary School Building #'s B, C, D, E, F, G, H, and I - to include but not limited to, interior demolition of ; non-bearing walls, fire alarm, lighting, plumbing, HVAC, ceiling finishes etc as required for the installation of ; all non-bearing walls, fire alarm, plumbing, HVAC, roofing, ceilings, lighting, interior finishes, doors and hardware etc. The structural scope is sistering the existing 2x roof joists to handle the load of the added HVAC unit to the roof deck.

3. To bid on this Project, the Bidder is required to possess one or more of the following State of California contractors' license(s):

B

The Bidder's license(s) must remain active and in good standing throughout the term of the Contract.

4. To bid on this Project, the Bidder is required to be registered as a public works contractor with the Department of Industrial Relations pursuant to the Labor Code.

5. Contract Documents will be available on or after \_\_\_\_\_, 20\_\_, for review at the District Facilities Office, and may be downloaded from the District's website, <http://mot.bcsd.com/Construction%20Consultants/>, using the [**"Facilities Projects and Information"**] link. In addition, Contract Documents are available for bidders' review at the following builders' exchanges:

A. Builder's Exchange of Kern County (661) 324-4921; <https://www.kcbex.com/>

6. Contract Documents are also available for purchase for \_\_\_\_\_ dollars (\$\_\_\_\_\_) at the District Facilities Office. This fee is refundable if the Contract Documents are returned in clean condition back to the District Facilities Office no later than ten (10) calendar days after the date of the bid opening.

7. Sealed bids will be received until \_\_\_\_\_ a.m./p.m., \_\_\_\_\_, 20\_\_, at the District Facilities Office, 1501 Feliz Drive, Bakersfield, California 93307 at or after which time the bids will be opened and publicly read aloud. Any bid that is submitted after this time shall be nonresponsive and returned to the bidder. Any claim by a bidder of error in its bid must be made in compliance with section 5100 et seq. of the Public Contract Code.

8. Pursuant to Public Contract Code section 20111.6, only prequalified bidders will be eligible to submit a bid for contracts \$1 million or more using or planning to use state bond funds. Any bid submitted by a bidder who is not prequalified shall be non-responsive and returned unopened to the bidder. Moreover, any bid listing subcontractors holding C-4, C-7, C-10, C-16, C-20, C-34, C-36, C-38, C-42, C-43 or C-46 licenses who have not been prequalified shall be deemed nonresponsive.
9. All bids shall be on the form provided by the District. Each bid must conform and be responsive to all pertinent Contract Documents, including, but not limited to, the Instructions to Bidders.
10. A bid bond by an admitted surety insurer on the form provided by the District a cashier's check or a certified check, drawn to the order of the Bakersfield City School District, in the amount of ten percent (10%) of the total bid price, shall accompany the Bid Form and Proposal, as a guarantee that the Bidder will, within seven (7) calendar days after the date of the Notice of Award, enter into a contract with the District for the performance of the services as stipulated in the bid.
11. A mandatory/voluntary pre-bid conference and site visit will be held on \_\_\_\_\_, 20\_\_\_\_, at \_\_\_\_m. at \_\_\_\_\_, California. All participants are required to sign in front of the \_\_\_\_\_ Building, \_\_\_\_\_, California. The site visit is expected to take approximately \_\_\_\_\_. Failure to attend or tardiness will render bid ineligible.
12. The successful Bidder shall be required to furnish a 100% Performance Bond and a 100% Payment Bond if it is awarded the Contract for the Work.
13. Pursuant to Education Code section 17550, the District is requiring the Bidder to purchase and to remove from the school grounds all old materials required by the specifications to be removed from any existing school building on the same school grounds and not required for school purposes and to state in his or her bid the amount which he or she will deduct from the price bid for the work as the purchase price of the old materials. The board shall let the contract to any responsible bidder whose net bid is the lowest, or shall reject all bids.
14. The District has elected to provide an owner-controlled or wrap-up insurance program ("OCIP"). The successful Bidder and its subcontractors shall be required to participate in and comply with the OCIP.
15. The successful Bidder may substitute securities for any monies withheld by the District to ensure performance under the Contract, in accordance with the provisions of section 22300 of the Public Contract Code.
16. The successful bidder will be required to certify that it either meets the Disabled Veteran Business Enterprise ("DVBE") goal of three percent (3%) participation or made a good faith effort to solicit DVBE participation in this Contract if it is awarded the Contract for the Work.

17. The Contractor and all Subcontractors under the Contractor shall pay all workers on all Work performed pursuant to this Contract not less than the general prevailing rate of per diem wages and the general prevailing rate for holiday and overtime work as determined by the Director of the Department of Industrial Relations, State of California, for the type of work performed and the locality in which the work is to be performed within the boundaries of the District, pursuant to section 1770 et seq. of the California Labor Code. Prevailing wage rates are also available from the District or on the Internet at: <<http://www.dir.ca.gov>>.
18. This Project is subject to labor compliance monitoring and enforcement by the Department of Industrial Relations pursuant to Labor Code section 1771.4 and subject to the requirements of Title 8 of the California Code of Regulations. The successful Bidder shall comply with all requirements of Division 2, Part 7, Chapter 1, Articles 1-5 of the Labor Code.
19. The District has entered into a Project Labor Agreement that is applicable to this Project. A copy of the Project Labor Agreement is available for review at the District Facilities Office and may be downloaded from the District's website, <http://mot.bcsd.com/Construction%20Consultants/>, using the [**“Facilities Projects and Information”**] link. The successful bidder and all subcontractors will be required to agree to be bound by the Project Labor Agreement.
20. The Contractor and all Subcontractors under the Contractor shall comply with applicable federal, State, and local requirements relating to COVID-19 or other public health emergency/epidemic/pandemic including, if required, preparing, posting, and implementing a Social Distancing Protocol. Contractor shall further comply with the California Department of Public Health's August 11, 2021, Order requiring workers on District sites to be fully vaccinated against COVID-19, or else subject to weekly testing for COVID-19.
21. The District's Board has found and determined that the following item(s) shall be used on this Project based on the purpose(s) indicated. (Public Contract Code section 3400(c).) A particular material, product, thing, or service is designated by specific brand or trade name for the following purpose(s):
- (1) In order that a field test or experiment may be made to determine the product's suitability for future use: \_\_\_\_\_.
  - (2) In order to match other products in use on a particular public improvement either completed or in the course of completion: \_\_\_\_\_.
  - (3) In order to obtain a necessary item that is only available from one source: \_\_\_\_\_.
  - (4) In order to respond to an emergency declared by a local agency: \_\_\_\_\_.
22. This Project is funded in whole or in part with federal funds, and therefore the Contractor shall comply with the Davis-Bacon Act, applicable reporting requirements, and any other

applicable requirements for federal funding. This Project is also subject to Buy American requirements.

23. The District shall award the Contract, if it awards it at all, to the lowest responsive responsible bidder based on:
  - A. The base bid amount only.
24. The Board reserves the right to reject any and all bids and/or waive any irregularity in any bid received. If the District awards the Contract, the security of unsuccessful bidder(s) shall be returned within sixty (60) days from the time the award is made. Unless otherwise required by law, no bidder may withdraw its bid for ninety (90) days after the date of the bid opening.

**END OF SECTION**

12/13/2022

## INSTRUCTIONS TO BIDDERS

Bidders shall follow the instructions in this document, and shall submit all documents, forms, and information required for consideration of a bid.

Bakersfield City School District ("District") will evaluate information submitted by the apparent low Bidder and, if incomplete or unsatisfactory to District, Bidder's bid may be rejected at the sole discretion of District.

1. Bids are requested for a general construction contract, or work described in general, for the following project ("Project" or "Contract"):
 

Roosevelt Elementary School Modernization
2. A Bidder and its subcontractors must possess the appropriate State of California contractors' license and must maintain the license throughout the duration of the project. Bidders must also be registered as a public works contractor with the Department of Industrial Relations pursuant to the Labor Code. Bids submitted by a contractor who is not properly licensed or registered shall be deemed nonresponsive and will not be considered.
3. The District has prequalified bidders pursuant to Public Contract Code section 20111.6 for contracts \$1 million or more using or planning to use state bond funds. Only prequalified bidders will be eligible to submit a bid for this Project. Any bid submitted by a bidder who is not prequalified shall be deemed nonresponsive and will not be considered. Moreover, any bid listing subcontractors holding C-4, C-7, C-10, C-16, C-20, C-34, C-36, C-38, C-42, C-43 or C-46 licenses who have not been prequalified shall be deemed nonresponsive.
4. District will receive sealed bids from bidders as stipulated in the Notice to Bidders.
  - a. All bids must be sealed in an envelope, marked with the name and address of the Bidder, name of the Project, the Project Number and/or bid number, and time of bid opening.
  - b. Bids must be submitted to the District Office by date and time shown in the Notice to Bidders.
  - c. Bids must contain all documents as required herein.
5. Bidders are advised that on the date that bids are opened, telephones will not be available at the District Offices for use by bidders or their representatives.
6. Bids will be opened at or after the time indicated for receipt of bids.
7. Bidders must submit bids on the documents titled Bid Form and Proposal, and must submit all other required District forms. Bids not submitted on the District's required forms shall be deemed nonresponsive and shall not be considered. Additional sheets required to fully respond to requested information are permissible.



8. Bidders shall not modify the Bid Form and Proposal or qualify their bids. Bidders shall not submit to the District a re-formatted, re-typed, altered, modified, or otherwise recreated version of the Bid Form and Proposal or other District-provided document.
9. Bids shall be clearly written and without erasure or deletions. District reserves the right to reject any bid containing erasures, deletions, or illegible contents.
10. Bidders must supply all information required by each Bid Document. Bids must be full and complete. District reserves the right in its sole discretion to reject any bid as nonresponsive as a result of any error or omission in the bid. Bidders must complete and submit all of the following documents with the Bid Form and Proposal:
  - a. Bid Bond on the District's form, or other security.
  - b. Designated Subcontractors List.
  - c. Site Visit Certification, if a site visit was required.
  - d. Non-Collusion Declaration.
  - e. Iran Contracting Act Certification, if contract value is \$1,000,000 or more.
  - f. Federal Debarment Certification.
  - g. Federal Byrd Anti-Lobbying Certification, if contract value is \$100,000 or more.
  - h. OCIP Insurance forms
11. Bidders must submit with their bids cash, a cashier's check or a certified check payable to District, or a bid bond by an admitted surety insurer of not less than ten percent (10%) of amount of Base Bid, plus all additive alternates ("Bid Bond"). If Bidder chooses to provide a Bid Bond as security, Bidder must use the required form of corporate surety provided by District. The Surety on Bidder's Bid Bond must be an insurer admitted in the State of California and authorized to issue surety bonds in the State of California. Bids submitted without necessary bid security will be deemed nonresponsive and will not be considered.
12. If Bidder to whom the Contract is awarded fails or neglects to enter into the Contract and submit required bonds, insurance certificates, and all other required documents, within **fourteen (14)** calendar days after the date of the Notice of Award, District may deposit Bid Bond, cash, cashier's check, or certified check for collection, and proceeds thereof may be retained by District as liquidated damages for failure of Bidder to enter into Contract, in the sole discretion of District. It is agreed that calculation of damages District may suffer as a result of Bidder's failure to enter into the Contract would be extremely difficult and impractical to determine and that the amount of the Bidder's required bid security shall be the agreed and conclusively presumed amount of damages.
13. Bidders must submit with the bid the Designated Subcontractors List for those subcontractors who will perform any portion of Work, including labor, rendering of service, or specially fabricating and installing a portion of the Work or improvement according to detailed drawings contained in the plans and specifications, in excess of one

half of one percent (0.5%) of total bid. Failure to submit this list when required by law shall result in bid being deemed nonresponsive and the bid will not be considered.

14. All of the listed subcontractors are required to be registered as a public works contractor with the Department of Industrial Relations pursuant to the Labor Code.
  - a. An inadvertent error in listing the California contractor license number on the Designated Subcontractors List shall not be grounds for filing a bid protest or grounds for considering the bid nonresponsive if the correct contractor's license number is submitted to the District within 24 hours after the bid opening and the corrected number corresponds with the submitted name and location for that subcontractor.
  - b. An inadvertent error listing an unregistered subcontractor shall not be grounds for filing a bid protest or grounds for considering the bid nonresponsive provided that any of the following apply:
    - (1) The subcontractor is registered prior to the bid opening.
    - (2) The subcontractor is registered and has paid the penalty registration fee within 24 hours after the bid opening.
    - (3) The subcontractor is replaced by another registered subcontractor pursuant to Public Contract Code section 4107.
15. If a mandatory pre-bid conference and site visit ("Site Visit") is required as referenced in the Notice to Bidders, then Bidders must submit the Site Visit Certification with their Bid. District will transmit to all prospective Bidders of record such Addenda as District in its discretion considers necessary in response to questions arising at the Site Visit. Oral statements shall not be relied upon and will not be binding or legally effective. Addenda issued by the District as a result of the Site Visit, if any, shall constitute the sole and exclusive record and statement of the results of the Site Visit.
16. Bidders shall submit the Non-Collusion Declaration with their bids. Bids submitted without the Non-Collusion Declaration shall be deemed nonresponsive and will not be considered.
17. The Contractor and all Subcontractors under the Contractor shall pay all workers on all work performed pursuant to the Contract not less than the general prevailing rate of per diem wages and the general prevailing rate for holiday and overtime work as determined by the Director of the Department of Industrial Relations, State of California, for the type of work performed and the locality in which the work is to be performed within the boundaries of the District, pursuant to sections 1770 et seq. of the California Labor Code. Copies of the general prevailing rates of per diem wages for each craft, classification, or type of worker needed to execute the Contract, as determined by Director of the Department of Industrial Relations, are available upon request at the District's principal office. Prevailing wage rates are also available on the internet at <http://www.dir.ca.gov>.

Since the Project is funded in whole or in part with federal funds, the Contractor and all Subcontractors under the Contractor shall comply with the Davis-Bacon Act, applicable

reporting requirements, and any other applicable requirements for federal funding. If a conflict exists with a state requirement, the more stringent provision shall control.

18. The District has entered into a Project Labor Agreement that is applicable to this Project. A copy of the Project Labor Agreement is available for review at the District Facilities Office and may be downloaded from the District's website, <http://mot.bcsd.com/Construction%20Consultants/>, using the [**"Facilities Projects and Information"**] link. The successful bidder and all subcontractors will be required to agree to be bound by the Project Labor Agreement.
19. Pursuant to Education Code section 17550, the District is requiring the Bidder to purchase and to remove from the school grounds all old materials required by the specifications to be removed from any existing school building on the same school grounds and not required for school purposes and to state in his or her bid the amount which he or she will deduct from the price bid for the work as the purchase price of the old materials. The board shall let the contract to any responsible bidder whose net bid is the lowest, or shall reject all bids.
20. The District has elected to provide an owner-controlled or wrap-up insurance program ("OCIP"). The policy limits, known exclusions, and the length of time the policy is intended to remain in effect provided by the OCIP are described in the OCIP Manual. The District will require all bidders at a minimum to have no serious and willful violations of Labor Code section 6300 et seq., have a workers' compensation experience modification factor of 1.00 or less, and have an injury prevention program instituted pursuant to Labor Code sections 3201.5 or 6401.7 .
21. Section 17076.11 of the Education Code requires school districts using funds allocated pursuant to the State of California School Facility Program for the construction and/or modernization of school building(s) to have a participation goal for disabled veteran business enterprises ("DVBE") of at least three percent (3%) per year of the overall dollar amount expended on projects that receive state funding or demonstrate its good faith effort to solicit DVBE participation in this Contract. In order to meet this requirement by demonstrating a good faith effort, Bidder must advertise for DVBE-certified subcontractors and suppliers before submitting its Bid. For any project that is at least partially state-funded, the lowest responsive responsible Bidder awarded the Contract must submit certification of compliance with the procedures for implementation of DVBE contracting goals with its signed Agreement. DVBE Certification form is attached. Do not submit this form with your Bid.
22. Submission of bid signifies careful examination of Contract Documents and complete understanding of the nature, extent, and location of Work to be performed. Bidders must complete the tasks listed below as a condition to bidding, and submission of a bid shall constitute the Bidder's express representation to District that Bidder has fully completed the following:
  - a. Bidder has visited the Site, if required, and has examined thoroughly and understood the nature and extent of the Contract Documents, Work, Site, locality, actual conditions, as-built conditions, and all local conditions and federal, state and local laws, and regulations that in any manner may affect cost, progress,

performance, or furnishing of Work or that relate to any aspect of the means, methods, techniques, sequences, or procedures of construction to be employed by Bidder and safety precautions and programs incident thereto;

- b. Bidder has conducted or obtained and has understood all examinations, investigations, explorations, tests, reports, and studies that pertain to the subsurface conditions, as-built conditions, underground facilities, and all other physical conditions at or contiguous to the Site or otherwise that may affect the cost, progress, performance, or furnishing of Work, as Bidder considers necessary for the performance or furnishing of Work at the Contract Sum, within the Contract Time, and in accordance with the other terms and conditions of Contract Documents, including specifically the provisions of the General Conditions; and no additional examinations, investigations, explorations, tests, reports, studies, or similar information or data are or will be required by Bidder for such purposes;
- c. Bidder has correlated its knowledge and the results of all such observations, examinations, investigations, explorations, tests, reports, and studies with the terms and conditions of the Contract Documents;
- d. Bidder has given the District prompt written notice of all conflicts, errors, ambiguities, or discrepancies that it has discovered in or among the Contract Documents and the actual conditions, and the written resolution(s) thereof by the District is/are acceptable to Bidder;
- e. Bidder has made a complete disclosure in writing to the District of all facts bearing upon any possible interest, direct or indirect, that Bidder believes any representative of the District or other officer or employee of the District presently has or will have in this Contract or in the performance thereof or in any portion of the profits thereof;
- f. Bidder must, prior to bidding, perform the work, investigations, research, and analysis required by this document and that Bidder represented in its Bid Form and Proposal and the Agreement that it performed prior to bidding. Contractor under this Contract is charged with all information and knowledge that a reasonable bidder would ascertain from having performed this required work, investigation, research, and analysis. Bid prices must include entire cost of all work "incidental" to completion of the Work.
- g. Conditions Shown on the Contract Documents: Information as to underground conditions, as-built conditions, or other conditions or obstructions, indicated in the Contract Documents, e.g., on Drawings or in Specifications, has been obtained with reasonable care, and has been recorded in good faith. However, District only warrants, and Bidder may only rely, on the accuracy of limited types of information.
  - (1) As to above-ground conditions or as-built conditions shown or indicated in the Contract Documents, there is no warranty, express or implied, or any representation express or implied, that such information is correctly shown or indicated. This information is verifiable by independent investigation

and Bidder is required to make such verification as a condition to bidding. In submitting its Bid, Bidder shall rely on the results of its own independent investigation. In submitting its Bid, Bidder shall not rely on District-supplied information regarding above-ground conditions or as-built conditions.

- (2) As to any subsurface condition shown or indicated in the Contract Documents, Bidder may rely only upon the general accuracy of actual reported depths, actual reported character of materials, actual reported soil types, actual reported water conditions, or actual obstructions shown or indicated. District is not responsible for the completeness of such information for bidding or construction; nor is District responsible in any way for any conclusions or opinions that the Bidder has drawn from such information; nor is the District responsible for subsurface conditions that are not specifically shown (for example, District is not responsible for soil conditions in areas contiguous to areas where a subsurface condition is shown).

h. Conditions Shown in Reports and Drawings Supplied for Informational Purposes: Reference is made to the document entitled Geotechnical Data, and the document entitled Existing Conditions, for identification of:

- (1) Subsurface Conditions: Those reports of explorations and tests of subsurface conditions at or contiguous to the Site that have been utilized by Architect in preparing the Contract Documents; and
- (2) Physical Conditions: Those drawings of physical conditions in or relating to existing surface or subsurface structures at or contiguous to the Site that has been utilized by Architect in preparing the Contract Documents.
- (3) These reports and drawings are **not** Contract Documents and, except for any "technical" data regarding subsurface conditions specifically identified in Geotechnical Data and Existing Conditions, and underground facilities data, Bidder may not in any manner rely on the information in these reports and drawings. Subject to the foregoing, Bidder must make its own independent investigation of all conditions affecting the Work and must not rely on information provided by District.

23. Bids shall be based on products and systems specified in Contract Documents or listed by name in Addenda. Whenever in the Specifications any materials, process, or article is indicated or specified by grade, patent, or proprietary name, or by name of manufacturer, that Specification shall be deemed to be followed by the words "or equal." Bidder may, unless otherwise stated, offer any material, process, or article that shall be substantially equal or better in every respect to that so indicated or specified. The District is not responsible and/or liable in any way for a Contractor's damages and/or claims related, in any way, to that Contractor's basing its bid on any requested substitution that the District has not approved in advance and in writing. Contractors and materials suppliers who submit requests for substitutions prior to the award of the Contract must do so in writing and in compliance with Public Contract Code section 3400. All requests must comply with the following:

- a. District must receive any notice of request for substitution of a specified item a minimum of **TEN (10)** calendar days prior to bid opening. The Successful Bidder will not be allowed to substitute specified items unless properly noticed.
  - b. Within 35 days after the date of the Notice of Award, the Successful Bidder shall submit data substantiating the request(s) for all substitution(s) containing sufficient information to assess acceptability of product or system and impact on Project, including, without limitation, the requirements specified in the Special Conditions and the Specifications. Insufficient information shall be grounds for rejection of substitution.
  - c. Approved substitutions, if any, shall be listed in Addenda. District reserves the right not to act upon submittals of substitutions until after bid opening.
  - d. Substitutions may be requested after Contract has been awarded only if indicated in and in accordance with requirements specified in the Special Conditions and the Specifications.
24. Bidders may examine any available “as-built” drawings of previous work by giving District reasonable advance notice. District will not be responsible for accuracy of “as-built” drawings. The document entitled Existing Conditions applies to all supplied “as-built” drawings.
  25. All questions about the meaning or intent of the Contract Documents are to be directed via email to the District to Robert VanTassel at [vantasselr@bcsd.com](mailto:vantasselr@bcsd.com). Interpretations or clarifications considered necessary by the District in response to such questions will be issued in writing by Addenda and emailed, faxed, mailed, or delivered to all parties recorded by the District as having received the Contract Documents or posted on the District’s website at <http://mot.bcsd.com/Construction%20Consultants/>. Questions received less than **SEVEN (7)** calendar days prior to the date for opening bids may not be answered. Only questions answered by formal written Addenda will be binding. Oral and other interpretations or clarifications will be without legal effect.
  26. Addenda may also be issued to modify other parts of the Contract Documents as deemed advisable by the District.
  27. Each Bidder must acknowledge each Addendum in its Bid Form and Proposal by number or its Bid shall be considered non-responsive. Each Addendum shall be part of the Contract Documents. A complete listing of Addenda may be secured from the District.
  28. This Contract may include alternates. Alternates are defined as alternate products, materials, equipment, systems, methods, or major elements of the construction that may, at the District's option and under terms established in the Contract and pursuant to section 20103.8 of the Public Contract Code, be selected for the Work.
  29. The District shall award the Contract, if it awards it at all, to the lowest responsive responsible bidder based on the criteria as indicated in the Notice to Bidders. In the event two or more responsible bidders submit identical bids, the District shall select the Bidder to whom to award the Contract by lot.

30. Discrepancies between written words and figures, or words and numerals, will be resolved in favor of figures or numerals.
31. Bidders in contention for contract awards shall be required to attend a Post-Bid interview, which will be set within three (3) calendar days following bid opening. A duly authorized representative of the apparent low bidder is required to attend the Post Bid Interview, in person. The apparent low bidder's authorized representative(s) must have (1) knowledge of how the bid submitted was prepared, (2) the person responsible for supervising performance of the Work, and (3) the authority to bind the apparent low bidder. Failure to attend the Post Bid Interview as scheduled will be considered just cause for the District to reject the Bid as nonresponsive.
32. Any bid protest by any Bidder regarding any other bid must be submitted in writing to the District, before 5:00 p.m. of the **THIRD (3rd)** business day following bid opening.
  - a. Only a Bidder who has actually submitted a bid, and who could be awarded the Contract if the bid protest is upheld, is eligible to submit a bid protest. Subcontractors are not eligible to submit bid protests. A Bidder may not rely on the bid protest submitted by another Bidder.
  - b. A bid protest must contain a complete statement of any and all bases for the protest and all supporting documentation. Materials submitted after the bid protest deadline will not be considered.
  - c. The protest must refer to the specific portions of all documents that form the basis for the protest.
    - (1) Without limitation to any other basis for protest, an inadvertent error in listing the California contractor's license number on the Designated Subcontractors List shall not be grounds for filing a bid protest or grounds for considering the bid nonresponsive if the correct contractor's license number is submitted to the District within 24 hours after the bid opening and the corrected number corresponds with the submitted name and location for that subcontractor.
    - (2) Without limitation to any other basis for protest, an inadvertent error listing an unregistered subcontractor shall not be grounds for filing a bid protest or grounds for considering the bid nonresponsive provided that any of the following apply:
      - (i) The subcontractor is registered prior to the bid opening.
      - (ii) The subcontractor is registered and has paid the penalty registration fee within 24 hours after the bid opening.
      - (iii) The subcontractor is replaced by another registered subcontractor pursuant to Public Contract Code section 4107.
  - d. The protest must include the name, address and telephone number of the person representing the protesting party.

- e. The party filing the protest must concurrently transmit a copy of the protest and any attached documentation to all other parties with a direct financial interest that may be adversely affected by the outcome of the protest. Such parties shall include all other bidders or proposers who appear to have a reasonable prospect of receiving an award depending upon the outcome of the protest.
  - f. The procedure and time limits set forth in this paragraph are mandatory and are each bidder's sole and exclusive remedy in the event of bid protest. Failure to comply with these procedures shall constitute a waiver of any right to further pursue the bid protest, including filing a Government Code Claim or legal proceedings.
33. The Bidder to whom Contract is awarded shall execute and submit the following documents by 5:00 p.m. of the **SEVENTH (7th)** calendar day following the date of the Notice of Award. Failure to properly and timely submit these documents entitles District to reject the bid as nonresponsive.
- a. Agreement: To be executed by successful Bidder. Submit four (4) copies, each bearing an original signature.
  - b. Escrow of Bid Documentation: This must include all required documentation. See the document titled Escrow Bid Documentation for more information.
  - c. Performance Bond (100%): On the form provided in the Contract Documents and fully executed as indicated on the form.
  - d. Payment Bond (Contractor's Labor and Material Bond) (100%): On the form provided in the Contract Documents and fully executed as indicated on the form.
  - e. Insurance Certificates and Endorsements as required.
  - f. Workers' Compensation Certification.
  - g. Prevailing Wage and Related Labor Requirements Certification.
  - h. Disabled Veteran Business Enterprise Participation Certification.
  - i. Drug-Free Workplace Certification.
  - j. Tobacco-Free Environment Certification.
  - k. Hazardous Materials Certification.
  - l. Lead-Based Materials Certification.
  - m. Imported Materials Certification.
  - n. Criminal Background Investigation/Fingerprinting Certification.
  - o. Buy American Certification.



- p. Roofing Project Certification: from Contractor, Material Manufacturer and/or Vendor.
  - q. Registered Subcontractors List: Must include Department of Industrial Relations (DIR) registration number of each subcontractor for all tiers.
34. Time for Completion: District may issue a Notice to Proceed within **NINETY (90)** days from the date of the Notice of Award. Once Contractor has received the Notice to Proceed, Contractor shall complete the Work within the period of time indicated in the Contract Documents.
- a. In the event that the District desires to postpone issuing the Notice to Proceed beyond this 90-day period, it is expressly understood that with reasonable notice to the Contractor, the District may postpone issuing the Notice to Proceed.
  - b. It is further expressly understood by Contractor that Contractor shall not be entitled to any claim of additional compensation as a result of the postponement of the issuance of the Notice to Proceed beyond a 90-day period. If the Contractor believes that a postponement of issuance of the Notice to Proceed will cause a hardship to the Contractor, the Contractor may terminate the Contract. Contractor's termination due to a postponement beyond this 90-day period shall be by written notice to District within **TEN (10)** calendar days after receipt by Contractor of District's notice of postponement.
  - c. It is further understood by the Contractor that in the event that Contractor terminates the Contract as a result of postponement by the District, the District shall only be obligated to pay Contractor for the Work that Contractor had performed at the time of notification of postponement and which the District had in writing authorized Contractor to perform prior to issuing a Notice to Proceed.
  - d. Should the Contractor terminate the Contract as a result of a notice of postponement, District shall have the authority to award the Contract to the next lowest responsive responsible bidder.
35. District reserves the right to reject any or all bids, including without limitation the right to reject any or all nonconforming, nonresponsive, unbalanced, or conditional bids, to re-bid, and to reject the bid of any bidder if District believes that it would not be in the best interest of the District to make an award to that bidder, whether because the bid is not responsive or the bidder is unqualified or of doubtful financial ability or fails to meet any other pertinent standard or criteria established by District. District also reserves the right to waive any inconsequential deviations or irregularities in any bid. For purposes of this paragraph, an "unbalanced bid" is one having nominal prices for some work items and/or enhanced prices for other work items.
36. It is the policy of the District that no qualified person shall be excluded from participating in, be denied the benefits of, or otherwise be subjected to discrimination in any consideration leading to the award of contract, based on race, color, gender, sexual orientation, political affiliation, age, ancestry, religion, marital status, national origin, medical condition or disability. The Successful Bidder and its subcontractors shall comply

with applicable federal and state laws, including, but not limited to the California Fair Employment and Housing Act, beginning with Government Code section 12900, and Labor Code section 1735.

37. Prior to the award of Contract, District reserves the right to consider the responsibility of the Bidder. District may conduct investigations as District deems necessary to assist in the evaluation of any bid and to establish the responsibility, including, without limitation, qualifications and financial ability of Bidders, proposed subcontractors, suppliers, and other persons and organizations to perform and furnish the Work in accordance with the Contract Documents to District's satisfaction within the prescribed time.
38. Bidder expressly acknowledges that it is familiar with and capable of complying with applicable federal, State, and local requirements relating to COVID-19 or other public health emergency/epidemic/pandemic including, if required, preparing, posting, and implementing a Social Distancing Protocol, and such costs shall be included in the bid as an allowance. Any unused portion of the allowance designated for COVID-19 or other public health emergency/epidemic/pandemic compliance will revert back to the District documented by a deductive change order.

**END OF SECTION**

12/13/2022

DOCUMENT 00 21 13.1

**BIDDER INFORMATION AND FORMS**

**[INTENTIONALLY LEFT BLANK UNLESS PROVIDED IN SPECIAL CONDITIONS  
– SEPARATE PREQUALIFICATION PROCESS RECOMMENDED]**

END OF DOCUMENT

**BID FORM AND PROPOSAL**

To: Governing Board of the Bakersfield City School District ("District" or "Owner")

From: \_\_\_\_\_  
(Proper Name of Bidder)

The undersigned declares that Bidder has read and understands the Contract Documents, including, without limitation, the Notice to Bidders and the Instructions to Bidders, and agrees and proposes to furnish all necessary labor, materials, and equipment to perform and furnish all work in accordance with the terms and conditions of the Contract Documents, including, without limitation, the Drawings and Specifications of Bid No. \_\_\_\_\_, for the following project known as:

Roosevelt Elementary School Modernization

("Project" or "Contract") and will accept in full payment for that Work the following total lump sum amount, all taxes included:

_____ dollars	\$ _____
<b>BASE BID</b>	
<b><i>Bidder acknowledges and agrees that the Base Bid accounts for any and all Allowance(s), Total Cost for Unit Prices, and OCIP excluded costs.</i></b>	

**Additive/Deductive Alternates:**

**Alternate #1**

_____ dollars	\$ _____
Additive/Deductive	

Descriptions of alternates are primarily scope definitions and do not necessarily detail the full range of materials and processes needed to complete the construction.

[REMAINDER OF PAGE INTENTIONALLY LEFT BLANK]

**Additional Detail Regarding Calculation of Base Bid**

1. **Unit Prices.** The Bidder’s Base Bid includes the following unit prices, which the Bidder must provide and the District may, at its discretion, utilize in valuing additive and/or deductive change orders (Unit Prices shall include all labor, materials, services, profit, overhead, insurance, bonds, taxes, and all other incidental costs of Contractor, subcontractors, and suppliers):

SCHEDULE OF UNIT PRICES

<u>Item No.</u>	<u>Description</u>	<u>Unit of Measure</u>	<u>Estimated Quantity</u>	<u>Unit Price</u>	<u>Total Cost = Unit Price x Estimated Quantity (Included in Base Bid)</u>
				\$ _____	\$ _____
				\$ _____	\$ _____

Where scope of Work is decreased, all Work pertaining to the item, whether specifically stated or not, shall be omitted, and where scope of Work is increased, all work pertaining to that item required to render same ready for use on the Project in accordance with intentions of the Drawings and Specifications shall be included in the above agreed-upon price amount.

2. **Allowance.** The Bidder’s Base Bid and each alternate shall include a ten percent (10%) allowance for Unforeseen Conditions and complying with applicable federal, State, and local requirements relating to COVID-19 or other public health emergency/epidemic/pandemic.

The above allowance shall only be allocated for unforeseen items or COVID-19 or other public health emergency/epidemic/pandemic compliance relating to the Work. Contractor shall not bill for or be due any portion of this allowance unless the District has identified specific work, Contractor has submitted a price for that work or the District has proposed a price for that work, the District has accepted the cost for that work, and the District has prepared an Allowance Expenditure Directive incorporating that work. Contractor hereby authorizes the District to execute a unilateral deductive change order at or near the end of the Project for all or any portion of the allowance not allocated. Any unused portion of the allowance will revert back to the District documented by a deductive change order.

[REMAINDER OF PAGE INTENTIONALLY LEFT BLANK]

3. **Purchase Price of Old Material.** Bidder specifically acknowledges and understands that if it is awarded the Contract, that pursuant to Education Code section 17550, that it will purchase and remove from the school grounds all old materials required by the specifications to be removed from any existing school building on the same school grounds and not required for school purposes and to state in his or her bid the amount which he or she will deduct from the price bid for the work as the purchase price of the old materials. The deducted amount must be shown separately below:

**Deducted Purchase Price of Old Material**

	dollars	\$ _____
Deductive		

4. **OCIP.** Bidder specifically acknowledges and understands that if it is awarded the Contract, that it and its subcontractors shall participate in and comply with the owner-controlled or wrap-up insurance program (OCIP). Bidder and all of its subcontractors are required to exclude the cost of insurance provided by the OCIP from its bid price for the proposed scope of work, including subcontracted work whether or not the subcontractor is identified at the time of the bid. The excluded amount must be shown separately below:

**Excluded Cost of Insurance**

	dollars	\$ _____
Deductive		

5. The undersigned has reviewed the Work outlined in the Contract Documents and fully understands the scope of Work required in this Proposal, understands the construction and project management function(s) is described in the Contract Documents, and that each Bidder who is awarded a contract shall be in fact a prime contractor, not a subcontractor, to the District, and agrees that its Proposal, if accepted by the District, will be the basis for the Bidder to enter into a contract with the District in accordance with the intent of the Contract Documents.
6. The undersigned has notified the District in writing of any discrepancies or omissions or of any doubt, questions, or ambiguities about the meaning of any of the Contract Documents, and has contacted the Construction Manager before bid date to verify the issuance of any clarifying Addenda.
7. The undersigned agrees to commence work under this Contract on the date established in the Contract Documents and to complete all work within the time specified in the Contract Documents.

8. The liquidated damages clause of the General Conditions and Agreement is hereby acknowledged.
9. It is understood that the District reserves the right to reject this bid and that the bid shall remain open to acceptance and is irrevocable for a period of ninety (90) days.
10. The following documents are attached hereto:
  - Bid Bond on the District's form or other security
  - Designated Subcontractors List
  - Site Visit Certification
  - Non-Collusion Declaration
  - Iran Contracting Act Certification
  - OCIP Insurance forms
11. Receipt and acceptance of the following Addenda is hereby acknowledged:

No. _____, Dated _____	No. _____, Dated _____
No. _____, Dated _____	No. _____, Dated _____
No. _____, Dated _____	No. _____, Dated _____

12. Bidder acknowledges that the license required for performance of the Work is a \_\_\_\_\_ license.
13. Bidder hereby certifies that Bidder is able to furnish labor that can work in harmony with all other elements of labor employed or to be employed on the Work.
14. Bidder specifically acknowledges and understands that if it is awarded the Contract, that it shall perform the Work of the Project while complying with all requirements of the Department of Industrial Relations.
15. Bidder hereby certifies that its bid includes sufficient funds to permit Bidder to comply with all local, state or federal labor laws or regulations during the Project, including payment of prevailing wage, and that Bidder will comply with the provisions of Labor Code section 2810(d) if awarded the Contract
16. [Bidder agrees to comply with all requirements of the Project Labor Agreement].
17. Bidder specifically acknowledges and understands that if it is awarded the Contract, that it shall perform the Work of the Project while complying with the Davis Bacon Act, applicable reporting requirements, and any and all other applicable requirements for federal funding. If a conflict exists, the more stringent requirement shall control.
18. Bidder represents that it is competent, knowledgeable, and has special skills with respect to the nature, extent, and inherent conditions of the Work to be performed. Bidder further acknowledges that there are certain peculiar and inherent conditions

existent in the construction of the Work that may create, during the Work, unusual or peculiar unsafe conditions hazardous to persons and property.

19. Bidder expressly acknowledges that it is aware of such peculiar risks and that it has the skill and experience to foresee and to adopt protective measures to adequately and safely perform the Work with respect to such hazards.
20. Bidder expressly acknowledges that it is familiar with and capable of complying with applicable federal, State, and local requirements relating to COVID-19 or other public health emergency/epidemic/pandemic including, if required, preparing, posting, and implementing a Social Distancing Protocol.
21. Bidder expressly acknowledges that it is aware that if a false claim is knowingly submitted (as the terms "claim" and "knowingly" are defined in the California False Claims Act, Gov. Code, § 12650 et seq.), the District will be entitled to civil remedies set forth in the California False Claim Act. It may also be considered fraud and the Contractor may be subject to criminal prosecution.
22. The undersigned Bidder certifies that it is, at the time of bidding, and shall be throughout the period of the Contract, licensed by the State of California to do the type of work required under the terms of the Contract Documents and registered as a public works contractor with the Department of Industrial Relations. Bidder further certifies that it is regularly engaged in the general class and type of work called for in the Contract Documents.

Furthermore, Bidder hereby certifies to the District that all representations, certifications, and statements made by Bidder, as set forth in this bid form, are true and correct and are made under penalty of perjury.

Dated this \_\_\_\_\_ day of \_\_\_\_\_ 20 \_\_\_\_

Name of Bidder: \_\_\_\_\_

Type of Organization: \_\_\_\_\_

Signature: \_\_\_\_\_

Print Name: \_\_\_\_\_

Title: \_\_\_\_\_

Address of Bidder: \_\_\_\_\_

Taxpayer Identification No. of Bidder: \_\_\_\_\_

Telephone Number: \_\_\_\_\_

Fax Number: \_\_\_\_\_

E-mail: \_\_\_\_\_ Web Page: \_\_\_\_\_

Contractor's License No(s): No.: \_\_\_\_\_ Class: \_\_\_\_\_ Expiration Date: \_\_\_\_\_



No.: \_\_\_\_\_ Class: \_\_\_\_\_ Expiration Date: \_\_\_\_\_

No.: \_\_\_\_\_ Class: \_\_\_\_\_ Expiration Date: \_\_\_\_\_

Public Works Contractor Registration No.: \_\_\_\_\_

END OF DOCUMENT

**BID BOND**

**(Note: If Bidder is providing a bid bond as its bid security, Bidder must use this form, NOT a surety company form.)**

KNOW ALL PERSONS BY THESE PRESENTS:

That the undersigned, \_\_\_\_\_, as Principal ("Principal"),

and \_\_\_\_\_, as Surety ("Surety"), a corporation organized and existing under and by virtue of the laws of the State of California and authorized to do business as a surety in the State of California, are held and firmly bound unto the Bakersfield City School District ("District") of Kern County, State of California, as Obligee, in an amount equal to ten percent (10%) of the Base Bid plus alternates, in the sum of

\_\_\_\_\_ Dollars (\$ \_\_\_\_\_)

lawful money of the United States of America, for the payment of which sum well and truly to be made, we, and each of us, bind ourselves, our heirs, executors, administrators, successors, and assigns, jointly and severally, firmly by these presents.

THE CONDITION OF THIS OBLIGATION IS SUCH that whereas the Principal has submitted a bid to the District for all Work specifically described in the accompanying bid for the following project: Roosevelt Elementary School Modernization ("Project" or "Contract").

NOW, THEREFORE, if the Principal is awarded the Contract and, within the time and manner required under the Contract Documents, after the prescribed forms are presented to Principal for signature, enters into a written contract, in the prescribed form in accordance with the bid, and files two bonds, one guaranteeing faithful performance and the other guaranteeing payment for labor and materials as required by law, and meets all other conditions to the Contract between the Principal and the Obligee becoming effective, or if the Principal shall fully reimburse and save harmless the Obligee from any damage sustained by the Obligee through failure of the Principal to enter into the written contract and to file the required performance and labor and material bonds, and to meet all other conditions to the Contract between the Principal and the Obligee becoming effective, then this obligation shall be null and void; otherwise, it shall be and remain in full force and effect. The full payment of the sum stated above shall be due immediately if Principal fails to execute the Contract within seven (7) days of the date of the District's Notice of Award to Principal.

Surety, for value received, hereby stipulates and agrees that no change, extension of time, alteration or addition to the terms of the Contract or the call for bids, or to the work to be performed thereunder, or the specifications accompanying the same, shall in any way affect its obligation under this bond, and it does hereby waive notice of any such change, extension of time, alteration or addition to the terms of the Contract or the call for bids, or to the work, or to the specifications.

In the event suit is brought upon this bond by the Obligee and judgment is recovered, the Surety shall pay all costs incurred by the Obligee in such suit, including a reasonable attorneys' fee to be fixed by the Court.

If the District awards the bid, the security of unsuccessful bidder(s) shall be returned within sixty (60) days from the time the award is made. Unless otherwise required by law, no bidder may withdraw its bid for ninety (90) days after the date of the bid opening.

IN WITNESS WHEREOF, this instrument has been duly executed by the Principal and Surety above named, on the \_\_\_\_\_ day of \_\_\_\_\_, 20\_\_.

\_\_\_\_\_  
Principal

\_\_\_\_\_  
By

\_\_\_\_\_  
Surety

\_\_\_\_\_  
By

\_\_\_\_\_  
Name of California Agent of Surety

\_\_\_\_\_  
Address of California Agent of Surety

\_\_\_\_\_  
Telephone Number of California Agent of Surety

**Bidder must attach Power of Attorney and Certificate of Authority for Surety and a Notarial Acknowledgment for all Surety's signatures. The California Department of Insurance must authorize the Surety to be an admitted Surety Insurer.**

END OF DOCUMENT

**DESIGNATED SUBCONTRACTORS LIST**  
**(Public Contact Code Sections 4100-4114)**

PROJECT: Roosevelt Elementary School Modernization

Bidder acknowledges and agrees that it must clearly set forth below the name, location and California contractor license number of each subcontractor who will perform work or labor or render service to the Bidder in or about the construction of the Work or who will specially fabricate and install a portion of the Work according to detailed drawings contained in the plans and specifications in an amount in excess of one-half of one percent (0.5%) of Bidder's total Base Bid and the kind of Work that each will perform. Vendors or suppliers of materials only do not need to be listed.

Bidder acknowledges and agrees that, if Bidder fails to list as to any portion of Work, or if Bidder lists more than one subcontractor to perform the same portion of Work, Bidder must perform that portion itself or be subjected to penalty under applicable law. In case more than one subcontractor is named for the same kind of Work, state the portion of the kind of Work that each subcontractor will perform.

If alternate bid(s) is/are called for and Bidder intends to use subcontractors different from or in addition to those subcontractors listed for work under the Base Bid, Bidder must list subcontractors that will perform Work in an amount in excess of one half of one percent (0.5%) of Bidder's total Base Bid plus alternate(s).

If further space is required for the list of proposed subcontractors, attach additional copies of page 2 showing the required information, as indicated below.

**Subcontractor Name:** \_\_\_\_\_

CA Cont. Lic. #: \_\_\_\_\_ Location: \_\_\_\_\_

DIR Registration #: \_\_\_\_\_

Portion of Work: \_\_\_\_\_

**Subcontractor Name:** \_\_\_\_\_

CA Cont. Lic. #: \_\_\_\_\_ Location: \_\_\_\_\_

DIR Registration #: \_\_\_\_\_

Portion of Work: \_\_\_\_\_

**Subcontractor Name:** \_\_\_\_\_

CA Cont. Lic. #: \_\_\_\_\_ Location: \_\_\_\_\_

DIR Registration #: \_\_\_\_\_

Portion of Work: \_\_\_\_\_

**Subcontractor Name:** \_\_\_\_\_

CA Cont. Lic. #: \_\_\_\_\_ Location: \_\_\_\_\_

DIR Registration #: \_\_\_\_\_

Portion of Work: \_\_\_\_\_

**Subcontractor Name:** \_\_\_\_\_

CA Cont. Lic. #: \_\_\_\_\_ Location: \_\_\_\_\_

DIR Registration #: \_\_\_\_\_

Portion of Work: \_\_\_\_\_

**Subcontractor Name:** \_\_\_\_\_

CA Cont. Lic. #: \_\_\_\_\_ Location: \_\_\_\_\_

DIR Registration #: \_\_\_\_\_

Portion of Work: \_\_\_\_\_

**Subcontractor Name:** \_\_\_\_\_

CA Cont. Lic. #: \_\_\_\_\_ Location: \_\_\_\_\_

DIR Registration #: \_\_\_\_\_

Portion of Work: \_\_\_\_\_

**Subcontractor Name:** \_\_\_\_\_

CA Cont. Lic. #: \_\_\_\_\_ Location: \_\_\_\_\_

DIR Registration #: \_\_\_\_\_

Portion of Work: \_\_\_\_\_

Date: \_\_\_\_\_

Proper Name of Bidder: \_\_\_\_\_

Signature: \_\_\_\_\_

Print Name: \_\_\_\_\_

Title: \_\_\_\_\_

END OF DOCUMENT

**SITE VISIT CERTIFICATION**

TO BE EXECUTED BY BIDDER AND SUBMITTED WITH BID  
IF SITE VISIT WAS MANDATORY

PROJECT: Roosevelt Elementary School Modernization

Check option that applies:

\_\_\_\_\_ I certify that I visited the Site of the proposed Work, received the attached \_\_\_\_\_ pages of information, and became fully acquainted with the conditions relating to construction and labor. I fully understand the facilities, difficulties, and restrictions attending the execution of the Work under contract.

\_\_\_\_\_ I certify that \_\_\_\_\_ (Bidder's representative) visited the Site of the proposed Work, received the attached \_\_\_\_\_ pages of information, and became fully acquainted with the conditions relating to construction and labor. The Bidder's representative fully understood the facilities, difficulties, and restrictions attending the execution of the Work under contract.

Bidder fully indemnifies the Bakersfield City School District, its Architect, its Engineers, its Construction Manager, and all of their respective officers, agents, employees, and consultants from any damage, or omissions, related to conditions that could have been identified during my visit and/or the Bidder's representative's visit to the Site.

I certify under penalty of perjury under the laws of the State of California that the foregoing is true and correct.

Date: \_\_\_\_\_

Proper Name of Bidder: \_\_\_\_\_

Signature: \_\_\_\_\_

Print Name: \_\_\_\_\_

Title: \_\_\_\_\_

**ATTACHMENTS:**

- 1.**
- 2.**
- 3.**

END OF DOCUMENT

**NON-COLLUSION DECLARATION  
(Public Contract Code Section 7106)**

The undersigned declares:

I am the \_\_\_\_\_ of \_\_\_\_\_, the party making the foregoing bid.  
[Title] [Name of Firm]

The bid is not made in the interest of, or on behalf of, any undisclosed person, partnership, company, association, organization, or corporation. The bid is genuine and not collusive or sham. The bidder has not directly or indirectly induced or solicited any other bidder to put in a false or sham bid. The bidder has not directly or indirectly colluded, conspired, connived, or agreed with any bidder or anyone else to put in a sham bid, or to refrain from bidding. The bidder has not in any manner, directly or indirectly, sought by agreement, communication, or conference with anyone to fix the bid price of the bidder or any other bidder, or to fix any overhead, profit, or cost element of the bid price, or of that of any other bidder. All statements contained in the bid are true. The bidder has not, directly or indirectly, submitted his or her bid price or any breakdown thereof, or the contents thereof, or divulged information or data relative thereto, to any corporation, partnership, company, association, organization, bid depository, or to any member or agent thereof, to effectuate a collusive or sham bid, and has not paid, and will not pay, any person or entity for such purpose.

Any person executing this declaration on behalf of a bidder that is a corporation, partnership, joint venture, limited liability company, limited liability partnership, or any other entity, hereby represents that he or she has full power to execute, and does execute, this declaration on behalf of the bidder.

I declare under penalty of perjury under the laws of the State of California that the foregoing is true and correct and that this declaration is executed on \_\_\_\_\_, [Date]

at \_\_\_\_\_, \_\_\_\_\_.  
[City] [State]

Date: \_\_\_\_\_

Proper Name of Bidder: \_\_\_\_\_

Signature: \_\_\_\_\_

Print Name: \_\_\_\_\_

Title: \_\_\_\_\_

END OF DOCUMENT



**IRAN CONTRACTING ACT CERTIFICATION**  
**(Public Contract Code Sections 2202-2208)**

PROJECT/CONTRACT NO.: \_\_\_\_\_ between the Bakersfield City School District ("District") and \_\_\_\_\_ ("Contractor" or "Bidder") for Roosevelt Elementary School Modernization ("Contract" or "Project").

Prior to bidding on or submitting a proposal for a contract for goods or services of \$1,000,000 or more, the bidder/proposer must submit this certification pursuant to Public Contract Code section 2204.

The bidder/proposer must complete **ONLY ONE** of the following two options. To complete OPTION 1, check the corresponding box **and** complete the certification below. To complete OPTION 2, check the corresponding box, complete the certification below, and attach documentation demonstrating the exemption approval.

- OPTION 1.** Bidder/Proposer is not on the current list of persons engaged in investment activities in Iran created by the California Department of General Services ("DGS") pursuant to Public Contract Code section 2203(b), and we are not a financial institution extending twenty million dollars (\$20,000,000) or more in credit to another person, for 45 days or more, if that other person will use the credit to provide goods or services in the energy sector in Iran and is identified on the current list of persons engaged in investment activities in Iran created by DGS.
- OPTION 2.** Bidder/Proposer has received a written exemption from the certification requirement pursuant to Public Contract Code sections 2203(c) and (d). *A copy of the written documentation demonstrating the exemption approval is included with our bid/proposal.*

**CERTIFICATION:**

I, the official named below, CERTIFY UNDER PENALTY OF PERJURY, that I am duly authorized to legally bind the bidder/proposer to the OPTION selected above. This certification is made under the laws of the State of California.

<i>Vendor Name/Financial Institution (Printed)</i>	<i>Federal ID Number (or n/a)</i>
<i>By (Authorized Signature)</i>	
<i>Printed Name and Title of Person Signing</i>	<i>Date Executed</i>

END OF DOCUMENT

**WORKERS' COMPENSATION CERTIFICATION**

PROJECT/CONTRACT NO.: \_\_\_\_\_ between the Bakersfield City School District ("District") and \_\_\_\_\_ ("Contractor" or "Bidder") for Roosevelt Elementary School Modernization ("Contract" or "Project").

Labor Code section 3700, in relevant part, provides:

Every employer except the State shall secure the payment of compensation in one or more of the following ways:

- a. By being insured against liability to pay compensation by one or more insurers duly authorized to write compensation insurance in this state; and/or
- b. By securing from the Director of Industrial Relations a certificate of consent to self-insure, which may be given upon furnishing proof satisfactory to the Director of Industrial Relations of ability to self-insure and to pay any compensation that may become due to his employees.

I am aware of the provisions of section 3700 of the Labor Code which require every employer to be insured against liability for workers' compensation or to undertake self-insurance in accordance with the provisions of that code, and I will comply with such provisions before commencing the performance of the Work of this Contract.

Date: \_\_\_\_\_

Proper Name of Contractor: \_\_\_\_\_

Signature: \_\_\_\_\_

Print Name: \_\_\_\_\_

Title: \_\_\_\_\_

(In accordance with Labor Code sections 1860 and 1861, the above certificate must be signed and filed with the awarding body prior to performing any Work under this Contract.)

END OF DOCUMENT

**PREVAILING WAGE AND  
RELATED LABOR REQUIREMENTS CERTIFICATION**

PROJECT/CONTRACT NO.: \_\_\_\_\_ between the Bakersfield City School District ("District") and \_\_\_\_\_ ("Contractor" or "Bidder") for Roosevelt Elementary School Modernization ("Contract" or "Project").

I hereby certify that I will conform to the State of California Public Works Contract requirements regarding prevailing wages, benefits, on-site audits with 48-hours' notice, payroll records, and apprentice and trainee employment requirements, for all Work on the above Project including, without limitation, labor compliance monitoring and enforcement by the Department of Industrial Relations.

I hereby certify that I will also conform to the Federal Labor Standards Provisions regarding minimum wages, withholding, payrolls and basic records, apprentice and trainee employment requirements, equal employment opportunity requirements, Copeland Act requirements, Davis-Bacon and Related Act requirements, Contract Work Hours and Safety Standards Act requirements, and any and all other applicable requirements for federal funding for all Work on the above Project.

Date: \_\_\_\_\_

Proper Name of Contractor: \_\_\_\_\_

Signature: \_\_\_\_\_

Print Name: \_\_\_\_\_

Title: \_\_\_\_\_

END OF DOCUMENT

**DISABLED VETERAN BUSINESS  
ENTERPRISE PARTICIPATION CERTIFICATION**

PROJECT/CONTRACT NO.: \_\_\_\_\_ between the Bakersfield City School District ("District") and \_\_\_\_\_ ("Contractor" or "Bidder") for Roosevelt Elementary School Modernization ("Contract" or "Project").

**GENERAL INSTRUCTIONS**

Section 17076.11 of the Education Code requires school districts using, or planning to use, funds allocated pursuant to the State of California School Facility Program ("Program") for the construction and/or modernization of school buildings to have a participation goal for disabled veteran business enterprises ("DVBE") of at least three percent (3%) per year of the overall dollar amount expended each year by the school district on projects that receive state funding. Therefore, the lowest responsive responsible Bidder awarded the Contract must submit this document to the District with its executed Agreement, identifying the steps contractor took to solicit DVBE participation in conjunction with this Contract. **Do not submit this form with your bids.**

**PART I – Method of Compliance with DVBE Participation Goals.** Check the appropriate box to indicate your method of committing the contract dollar amount.

<b>YOUR BUSINESS ENTERPRISE IS:</b>	<b>AND YOU WILL</b>	<b>AND YOU WILL</b>
<b>A.</b> <input type="checkbox"/> Disabled veteran owned and your forces will perform at least 3% of this Contract	Include a copy of your DVBE letter from Office of Small Business and Disabled Veterans Business Enterprise Services ("OSDS")*	Complete Part 1 of this form and the Certification
<b>B.</b> <input type="checkbox"/> Disabled veteran owned but is unable to perform 3% of this Contract with your forces	Use DVBE subcontractors /suppliers to bring the Contract participation to at least 3%	Include a copy of each DVBE's letter from OSDS (including yours, if applicable), and complete Part 1 of this form and the Certification
<b>C.</b> <input type="checkbox"/> <b>NOT</b> disabled veteran owned	Use DVBE subcontractors /suppliers for at least 3% of this Contract	
<b>D.</b> <input type="checkbox"/> Unable to meet the required participation goals after good faith efforts	Make good faith efforts, including contacts, advertisement and DVBE solicitation	Complete all of this form and the Certification

\* A DVBE letter from OSDS is obtained from the participating DVBE.

**You must complete the following table to show the dollar amount of DVBE participation:**

	<b>TOTAL CONTRACT PRICE</b>
<b>A.</b> Prime Bidder, if DVBE (own participation)	\$
<b>B.</b> DVBE Subcontractor or Supplier	
<b>1.</b>	
<b>2.</b>	
<b>3.</b>	
<b>4.</b>	
<b>C.</b> Subtotal (A & B)	
<b>D.</b> Non-DVBE	
<b>E.</b> Total Bid	

**PART II – Contacts.** To identify DVBE subcontractors/suppliers for participation in your contract, you must contact each of the following categories. You should contact several DVBE organizations.

<b>CATEGORY</b>	<b>TELEPHONE NUMBER</b>	<b>DATE CONTACTED</b>	<b>PERSON CONTACTED</b>
<b>1.</b> The District, if any			*
<b>2.</b> OSDS, provides assistance locating DVBEs at <a href="https://caleprocure.ca.gov/pages/PublicSearch/supplier-search.aspx">https://caleprocure.ca.gov/pages/PublicSearch/supplier-search.aspx</a>	(916) 375-4940		*
<b>3.</b> DVBE Organization (List)			*

\*Write "recorded message" in this column, if applicable.

**PART III – Advertisement.** You must advertise for DVBE participation in both a trade and focus paper. List the advertisement you place to solicit DVBE participation. Advertisements should be published at least fourteen (14) days prior to bid/proposal opening; if you cannot advertise fourteen (14) days prior, advertisements should be published as soon as possible. Advertisements must include that your firm is seeking DVBE participation, the project name and location, and your firm’s name, your contact person, and telephone number. Attach copies of advertisements to this form.

FOCUS/TRADE PAPER NAME	CHECK ONE		DATE OF ADVERTISEMENT
	TRADE	FOCUS	

**PART IV – DVBE Solicitations.** List DVBE subcontractors/suppliers that were invited to bid. Use the following instructions to complete the remainder of this section (read the three columns as a sentence from left to right). If you need additional space to list DVBE solicitations, please use a separate page and attach to this form.

IF THE DVBE.....	THEN.....	AND.....		
was selected to participate	Check "YES" in the "SELECTED" column	include a copy of their DVBE letter(s) from OSDS		
was <b>NOT</b> selected to participate	Check "NO" in the "SELECTED" column	state why in the "REASON NOT SELECTED" column		
did not respond to your solicitation	Check the "NO RESPONSE" column.			
DVBE CONTACTED	SELECTED		REASON NOT SELECTED	NO RESPONSE
	YES	NO		

A copy of this form must be retained by you and may be subject to a future audit.

**CERTIFICATION**

I, \_\_\_\_\_, certify that I am the bidder's \_\_\_\_\_ and that I have made a diligent effort to ascertain the facts with regard to the representations made herein. In making this certification, I am aware of section 12650 et seq. of the Government Code providing for the imposition of treble damages for making false claims.

Date: \_\_\_\_\_

Proper Name of Contractor: \_\_\_\_\_

Signature: \_\_\_\_\_

Print Name: \_\_\_\_\_

Title: \_\_\_\_\_

END OF DOCUMENT

**DRUG-FREE WORKPLACE CERTIFICATION**

PROJECT/CONTRACT NO.: \_\_\_\_\_ between the Bakersfield City School District ("District") and \_\_\_\_\_ ("Contractor" or "Bidder") for Roosevelt Elementary School Modernization ("Contract" or "Project").

This Drug-Free Workplace Certification form is required from the successful Bidder pursuant to Government Code section 8350 et seq., the Drug-Free Workplace Act of 1990. The Drug-Free Workplace Act of 1990 requires that every person or organization awarded a contract or grant for the procurement of any property or service from any state agency must certify that it will provide a drug-free workplace by doing certain specified acts. In addition, the Act provides that each contract or grant awarded by a state agency may be subject to suspension of payments or termination of the contract or grant, and the contractor or grantee may be subject to debarment from future contracting, if the contracting agency determines that specified acts have occurred.

The District is not a "state agency" as defined in the applicable section(s) of the Government Code, but the District is a local agency and public school district under California law and requires all contractors on District projects to comply with the provisions and requirements of the Drug-Free Workplace Act of 1990.

Contractor must also comply with the provisions of Health & Safety Code section 11362.3 which prohibits the consumption or possession of cannabis or cannabis products in any public place, including school grounds, and specifically on school grounds while children are present.

Contractor shall certify that it will provide a drug-free workplace by doing all of the following:

- a. Publishing a statement notifying employees that the unlawful manufacture, distribution, dispensation, possession, or use of a controlled substance is prohibited in the person's or organization's workplace and specifying actions which will be taken against employees for violations of the prohibition.
- b. Establishing a drug-free awareness program to inform employees about all of the following:
  - (1) The dangers of drug abuse in the workplace.
  - (2) The person's or organization's policy of maintaining a drug-free workplace.
  - (3) The availability of drug counseling, rehabilitation, and employee-assistance programs.
  - (4) The penalties that may be imposed upon employees for drug abuse violations.



- c. Requiring that each employee engaged in the performance of the contract or grant be given a copy of the statement required above, and that, as a condition of employment on the contract or grant, the employee agrees to abide by the terms of the statement.

I, the undersigned, agree to fulfill the terms and requirements of Government Code section 8355 listed above and will publish a statement notifying employees concerning (a) the prohibition of controlled substance at the workplace, (b) establishing a drug-free awareness program, and (c) requiring that each employee engaged in the performance of the Contract be given a copy of the statement required by section 8355(a), and requiring that the employee agree to abide by the terms of that statement.

I also understand that if the District determines that I have either (a) made a false certification herein, or (b) violated this certification by failing to carry out the requirements of section 8355, that the Contract awarded herein is subject to termination, suspension of payments, or both. I further understand that, should I violate the terms of the Drug-Free Workplace Act of 1990, I may be subject to debarment in accordance with the requirements of the aforementioned Act.

I acknowledge that I am aware of the provisions of and hereby certify that I will adhere to the requirements of the Drug-Free Workplace Act of 1990 and Health and Safety Code section 11362.3.

Date: \_\_\_\_\_  
Proper Name of Contractor: \_\_\_\_\_  
Signature: \_\_\_\_\_  
Print Name: \_\_\_\_\_  
Title: \_\_\_\_\_

END OF DOCUMENT

**TOBACCO-FREE ENVIRONMENT CERTIFICATION**

PROJECT/CONTRACT NO.: \_\_\_\_\_ between the Bakersfield City School District ("District") and \_\_\_\_\_ ("Contractor" or "Bidder") for Roosevelt Elementary School Modernization ("Contract" or "Project").

This Tobacco-Free Environment Certification form is required from the successful Bidder.

Pursuant to, without limitation, 20 U.S.C. section 6083, Labor Code section 6400 et seq., Health & Safety Code section 104350 et seq., Business and Professions Code section 22950 et seq., and District Board policies, all District sites, including the Project site, are tobacco-free environments. Smoking and the use of tobacco products by all persons is prohibited on or in District property. District property includes school buildings, school grounds, school-owned vehicles and vehicles owned by others while on District property. The prohibition on smoking includes the use of any electronic smoking device that creates an aerosol or vapor, in any manner or in any form, and the use of any oral smoking device for the purpose of circumventing the prohibition of tobacco smoking. Further, Health & Safety Code section 11362.3 prohibits the smoking or use of cannabis or cannabis products in any place where smoking tobacco is prohibited.

I acknowledge that I am aware of the District's policy regarding tobacco-free environments at District sites, including the Project site and hereby certify that I will adhere to the requirements of that policy and not permit any of my firm's employees, agents, subcontractors, or my firm's subcontractors' employees or agents, to use tobacco and/or smoke on the Project site.

Date: \_\_\_\_\_  
Proper Name of Contractor: \_\_\_\_\_  
Signature: \_\_\_\_\_  
Print Name: \_\_\_\_\_  
Title: \_\_\_\_\_

END OF DOCUMENT

**HAZARDOUS MATERIALS CERTIFICATION**

PROJECT/CONTRACT NO.: \_\_\_\_\_ between Bakersfield City School District ("District") and \_\_\_\_\_ ("Contractor" or "Bidder") for Roosevelt Elementary School Modernization ("Contract" or "Project").

1. Contractor hereby certifies that no asbestos, or asbestos-containing materials, polychlorinated biphenyl (PCB), or any material listed by the federal or state Environmental Protection Agency or federal or state health agencies as a hazardous material, or any other material defined as being hazardous under federal or state laws, rules, or regulations, ("New Hazardous Material"), shall be furnished, installed, or incorporated in any way into the Project or in any tools, devices, clothing, or equipment used to affect any portion of Contractor's work on the Project for District.
2. Contractor further certifies that it has instructed its employees with respect to the above-mentioned standards, hazards, risks, and liabilities.
3. Asbestos and/or asbestos-containing material shall be defined as all items containing but not limited to chrysotile, crocidolite, amosite, anthophyllite, tremolite, and actinolite. Any or all material containing greater than one-tenth of one percent (0.1%) asbestos shall be defined as asbestos-containing material.
4. Any disputes involving the question of whether or not material is New Hazardous Material shall be settled by electron microscopy or other appropriate and recognized testing procedure, at the District's determination. The costs of any such tests shall be paid by Contractor if the material is found to be New Hazardous Material.
5. All Work or materials found to be New Hazardous Material or Work or material installed with equipment containing New Hazardous Material will be immediately rejected and this Work will be removed at Contractor's expense at no additional cost to the District.
6. Contractor has read and understood the document titled Hazardous Materials Procedures & Requirements, and shall comply with all the provisions outlined therein. Contractor certifies that it is knowledgeable of, and shall comply with, all laws applicable to the Work including, but not limited to, all federal, state, and local laws, statutes, standards, rules, regulations, and ordinances applicable to the Work.

Date: \_\_\_\_\_

Proper Name of Contractor: \_\_\_\_\_

Signature: \_\_\_\_\_

Print Name: \_\_\_\_\_

Title: \_\_\_\_\_

END OF DOCUMENT

**LEAD-BASED MATERIALS CERTIFICATION**

PROJECT/CONTRACT NO.: \_\_\_\_\_ between the Bakersfield City School District ("District") and \_\_\_\_\_ ("Contractor" or "Bidder") for Roosevelt Elementary School Modernization ("Contract" or "Project").

This certification provides notice to the Contractor that:

- (1) Contractor's work may disturb lead-containing building materials.
- (2) Contractor shall notify the District if any work may result in the disturbance of lead-containing building materials.
- (3) Contractor shall comply with the Renovation, Repair and Painting Rule, if lead-based paint is disturbed in a six-square-foot or greater area indoors or a 20-square-foot or greater area outdoors.

**1. Lead as a Health Hazard**

Lead poisoning is recognized as a serious environmental health hazard facing children today. Even at low levels of exposure, much lower than previously believed, lead can impair the development of a child's central nervous system, causing learning disabilities, and leading to serious behavioral problems. Lead enters the environment as tiny lead particles and lead dust disburse when paint chips, chalks, peels, wears away over time, or is otherwise disturbed. Ingestion of lead dust is the most common pathway of childhood poisoning; lead dust gets on a child's hands and toys and then into a child's mouth through common hand-to-mouth activity. Exposures may result from construction or remodeling activities that disturb lead paint, from ordinary wear and tear of windows and doors, or from friction on other surfaces.

Ordinary construction and renovation or repainting activities carried out without lead-safe work practices can disturb lead-based paint and create significant hazards. Improper removal practices, such as dry scraping, sanding, or water blasting painted surfaces, are likely to generate high volumes of lead dust.

Because the Contractor and its employees will be providing services for the District, and because the Contractor's work may disturb lead-containing building materials, CONTRACTOR IS HEREBY NOTIFIED of the potential presence of lead-containing materials located within certain buildings utilized by the District. All school buildings built prior to 1978 are presumed to contain some lead-based paint until sampling proves otherwise.

**2. Overview of California Law**

Education Code section 32240 et seq. is known as the Lead-Safe Schools Protection Act. Under this act, the Department of Health Services is to conduct a sample survey of schools in the State of California for the purpose of developing risk factors to predict lead contamination in public schools. (Ed. Code, § 32241.)

Any school that undertakes any action to abate existing risk factors for lead is required to utilize trained and state-certified contractors, inspectors, and workers. (Ed. Code, § 32243, subd. (b).) Moreover, lead-based paint, lead plumbing, and solders, or other potential sources of lead contamination, shall not be utilized in the construction of any new school facility or the modernization or renovation of any existing school facility. (Ed. Code, § 32244.)

Both the Federal Occupational Safety and Health Administration ("Fed/OSHA") and the California Division of Occupational Safety and Health ("Cal/OSHA") have implemented safety orders applicable to all construction work where a contractor's employee may be occupationally exposed to lead.

The OSHA Regulations apply to all construction work where a contractor's employee may be occupationally exposed to lead. The OSHA Regulations contain specific and detailed requirements imposed on contractors subject to those regulations. The OSHA Regulations define construction work as work for construction, alteration, and/or repair, including painting and decorating. Regulated work includes, but is not limited to, the following:

- a. Demolition or salvage of structures where lead or materials containing lead are present;
- b. Removal or encapsulation of materials containing lead;
- c. New construction, alteration, repair, or renovation of structures, substrates, or portions thereof, that contain lead, or materials containing lead;
- d. Installation of products containing lead;
- e. Lead contamination/emergency cleanup;
- f. Transportation, disposal, storage, or containment of lead or materials containing lead on the site or location at which construction activities are performed; and
- g. Maintenance operations associated with the construction activities described in the subsection.

Because it is assumed by the District that all painted surfaces (interior as well as exterior) within the District contain some level of lead, it is imperative that the Contractor, its workers and subcontractors fully and adequately comply with all applicable laws, rules and regulations governing lead-based materials (including title 8, California Code of Regulations, section 1532.1).

**Contractor shall notify the District if any Work may result in the disturbance of lead-containing building materials. Any and all Work that may result in the disturbance of lead-containing building materials shall be coordinated through the District. A signed copy of this Certification shall be on file prior to beginning Work on the Project, along with all current insurance certificates.**

**3. Renovation, Repair and Painting Rule, Section 402(c)(3) of the Toxic Substances Control Act**

The EPA requires lead safe work practices to reduce exposure to lead hazards created by renovation, repair and painting activities that disturb lead-based paint. Pursuant to the Renovation, Repair and Painting Rule (RRP), renovations in homes, childcare facilities, and schools built prior to 1978 must be conducted by certified renovations firms, using renovators with training by a EPA-accredited training provider, and fully and adequately complying with all applicable laws, rules and regulations governing lead-based materials, including those rules and regulations appearing within title 40 of the Code of Federal Regulations as part 745 (40 CFR 745).

The RRP requirements apply to all contractors who disturb lead-based paint in a six-square-foot or greater area indoors or a 20-square-foot or greater area outdoors. If a DPH-certified inspector or risk assessor determines that a home constructed before 1978 is lead-free, the federal certification is not required for anyone working on that particular building.

**4. Contractor's Liability**

If the Contractor fails to comply with any applicable laws, rules, or regulations, and that failure results in a site or worker contamination, the Contractor will be held solely responsible for all costs involved in any required corrective actions, and shall defend, indemnify, and hold harmless the District, pursuant to the indemnification provisions of the Contract, for all damages and other claims arising therefrom.

If lead disturbance is anticipated in the Work, only persons with appropriate accreditation, registrations, licenses, and training shall conduct this Work.

It shall be the responsibility of the Contractor to properly dispose of any and all waste products, including, but not limited to, paint chips, any collected residue, or any other visual material that may occur from the prepping of any painted surface. It will be the responsibility of the Contractor to provide the proper disposal of any hazardous waste by a certified hazardous waste hauler. This company shall be registered with the Department of Transportation (DOT) and shall be able to issue a current manifest number upon transporting any hazardous material from any school site within the District.

The Contractor shall provide the District with any sample results prior to beginning Work, during the Work, and after the completion of the Work. The District may request to examine, prior to the commencement of the Work, the lead training records of each employee of the Contractor.

THE CONTRACTOR HEREBY ACKNOWLEDGES, UNDER PENALTY OF PERJURY, THAT IT:

1. HAS RECEIVED NOTIFICATION OF POTENTIAL LEAD-BASED MATERIALS ON THE OWNER'S PROPERTY;
2. IS KNOWLEDGEABLE REGARDING AND WILL COMPLY WITH ALL APPLICABLE LAWS, RULES, AND REGULATIONS GOVERNING WORK WITH, AND DISPOSAL, OF LEAD.

THE UNDERSIGNED WARRANTS THAT HE/SHE HAS THE AUTHORITY TO SIGN ON BEHALF OF AND BIND THE CONTRACTOR. THE DISTRICT MAY REQUIRE PROOF OF SUCH AUTHORITY.

Date: \_\_\_\_\_

Proper Name of Contractor: \_\_\_\_\_

Signature: \_\_\_\_\_

Print Name: \_\_\_\_\_

Title: \_\_\_\_\_

END OF DOCUMENT

**IMPORTED MATERIALS CERTIFICATION**

PROJECT/CONTRACT NO.: \_\_\_\_\_ between the Bakersfield City School District ("District") and \_\_\_\_\_ ("Contractor" or "Bidder") for Roosevelt Elementary School Modernization ("Contract" or "Project").

This form shall be executed by all entities that, in any way, provide or deliver and/or supply any soils, aggregate, or related materials ("Fill") to the Project Site and shall be provided to the District at least ten (10) days before delivery. All Fill shall satisfy all requirements of any environmental review of the Project performed pursuant to the statutes and guidelines of the California Environmental Quality Act, section 21000 et seq. of the Public Resources Code ("CEQA"), and all requirements of section 17210 et seq. of the Education Code, including requirements for a Phase I environmental assessment acceptable to the State of California Department of Education and Department of Toxic Substances Control.

Certification of:  Delivery Firm/Transporter       Supplier       Manufacturer  
 Wholesaler       Broker       Retailer  
 Distributor       Other \_\_\_\_\_

Type of Entity     Corporation       General Partnership  
 Limited Partnership       Limited Liability Company  
 Sole Proprietorship       Other \_\_\_\_\_

Name of firm ("Firm"): \_\_\_\_\_

Mailing address: \_\_\_\_\_

Addresses of branch office used for this Project: \_\_\_\_\_

If subsidiary, name and address of parent company: \_\_\_\_\_

By my signature below, I hereby certify that I am aware of section 25260 of the Health and Safety Code and the sections referenced therein regarding the definition of hazardous material. I further certify on behalf of the Firm that all soils, aggregates, or related materials provided, delivered, and/or supplied or that will be provided, delivered, and/or supplied by this Firm to the Project Site are free of any and all hazardous material as defined in section 25260 of the Health and Safety Code. I further certify that I am authorized to make this certification on behalf of the Firm.

Date: \_\_\_\_\_

Proper Name of Firm: \_\_\_\_\_

Signature: \_\_\_\_\_

Print Name: \_\_\_\_\_

Title: \_\_\_\_\_

END OF DOCUMENT



**CRIMINAL BACKGROUND INVESTIGATION**  
**/FINGERPRINTING CERTIFICATION**

PROJECT/CONTRACT NO.: \_\_\_\_\_ between the Bakersfield City School District ("District") and \_\_\_\_\_ ("Contractor" or "Bidder") for Roosevelt Elementary School Modernization ("Contract" or "Project").

The undersigned does hereby certify to the District that I am a representative of the Contractor currently under contract with the District; that I am familiar with the facts herein certified; and that I am authorized and qualified to execute this certificate on behalf of Contractor.

Contractor certifies that it has taken at least one of the following actions (check all that apply):

- Pursuant to Education Code section 45125.2(a), Contractor has installed or will install, prior to commencement of Work, a physical barrier at the Work Site, that will limit contact between Contractor's employees, Subcontractors or suppliers and District pupils at all times; and/or
- Pursuant to Education Code section 45125.2(a), Contractor certifies that all employees will be under the continual supervision of, and monitored by, an employee of the Contractor who the California Department of Justice ("DOJ") has ascertained, or as described below, will ascertain, has not been convicted of a violent or serious felony. The name and title of the employee who will be supervising Contractor's and its subcontractors' or suppliers' employees is:

Name: \_\_\_\_\_

Title: \_\_\_\_\_

**NOTE:** If Contractor is a sole proprietor, and elects the above option, Contractor must have the above-named employee's fingerprints prepared and submitted by District for submission to the DOJ, in accordance with Education Code section 45125.1(h). No work shall commence until such determination by DOJ has been made.

- Pursuant to Education Code section 45125.2(a), the District will take appropriate steps to protect the safety of any pupils that may come in contact with Contractor's employees, subcontractors or suppliers so that the fingerprinting and criminal background investigation requirements of Education Code section 45125.2 shall not apply to Contractor under the Contract.
- The Work on the Contract is either (i) at an unoccupied school site and no employee of Contractor and/or subcontractor or supplier of any tier of the Contract shall come in contact with the District pupils or (ii) if Contractor's employees or any subcontractor or supplier of any tier of the Contract interacts with pupils, such interaction shall only take place under the immediate supervision and control of the pupil's parent or guardian or a school employee, so that the fingerprinting and criminal background investigation requirements of Education Code section 45125.1 shall not apply to Contractor under the Contract.

- The Contractor, who is not a sole proprietor, has complied with the fingerprinting requirements of Education Code section 45125.1 with respect to all Contractor's employees and all of its Subcontractors' employees who may have contact with District pupils in the course of providing services pursuant to the Contract, and the DOJ has determined (A) that none of those employees has been convicted of a felony, as that term is defined in Education Code section 45122.1 and/or (B) that the prohibition does not apply to an employee as provided by Education Code section 45125.1(e)(2) or (3). When the Contractor performs the criminal background check, it shall immediately provide any subsequent arrest and conviction information it receives to the District pursuant to the subsequent arrest service. No work shall commence until the Department of Justice ascertains that Contractor's employees and any subcontractors' employees have not been convicted of a felony as defined in Education Code Section 45122.1.

**A complete and accurate list of Contractor's employees and of all of its subcontractors' employees who may come in contact with District pupils during the course and scope of the Contract is attached hereto as ATTACHMENT "A;" and/or**

- The Contractor is a sole proprietor and intends to comply with the fingerprinting requirements of Education Code section 45125.1(h) with respect to all Contractor's employees who may have contact with District pupils in the course of providing services pursuant to the Contract, and hereby agrees to the District's preparation and submission of fingerprints such that the DOJ may determine (A) that none of those employees has been convicted of a felony, as that term is defined in Education Code section 45122.1 and/or (B) that the prohibition does not apply to an employee as provided by Education Code section 45125.1(e)(2) or (3). No work shall commence until the Department of Justice ascertains that Contractor's employees and any subcontractors' employees have not been convicted of a felony as defined in Education Code Section 45122.1.

Contractor's responsibility for background clearance extends to all of its employees, Subcontractors or suppliers, and employees of Subcontractors or suppliers coming into contact with District pupils regardless of whether they are designated as employees or acting as independent contractors of the Contractor.

[CONTINUED ON NEXT PAGE]

**ATTACHMENT "A"**

**List of Employees/Subcontractors**

**Name/Company:** \_\_\_\_\_

**Name/Company:** \_\_\_\_\_

**Name/Company:** \_\_\_\_\_

**Name/Company:** \_\_\_\_\_

**Name/Company:** \_\_\_\_\_

**Name/Company:** \_\_\_\_\_

**Name/Company:** \_\_\_\_\_

**Name/Company:** \_\_\_\_\_

**Name/Company:** \_\_\_\_\_

**Name/Company:** \_\_\_\_\_

**Name/Company:** \_\_\_\_\_

**Name/Company:** \_\_\_\_\_

**Name/Company:** \_\_\_\_\_

**Name/Company:** \_\_\_\_\_

**Name/Company:** \_\_\_\_\_

**Name/Company:** \_\_\_\_\_

**Name/Company:** \_\_\_\_\_

If further space is required for the list of employees/subcontractors, attach additional copies of this page.

Date: \_\_\_\_\_

Proper Name of Contractor: \_\_\_\_\_

Signature: \_\_\_\_\_

Print Name: \_\_\_\_\_

Title: \_\_\_\_\_

END OF DOCUMENT

**BUY AMERICAN CERTIFICATION**

PROJECT/CONTRACT NO.: \_\_\_\_\_ between the Bakersfield City School District ("District") and \_\_\_\_\_ ("Contractor" or "Bidder") for Roosevelt Elementary School Modernization ("Contract" or "Project").

Federal regulations require that all of the iron, steel, and manufactured goods used in projects for the construction, installation, repairs, renovation, modernization, or maintenance of a public building or public work funded in part or in whole by federal stimulus funds, with the exception of projects funded by Qualified School Construction Bonds, be produced in the United States of America, unless a federal department waives this requirement because (1) it is inconsistent with the public interest, (2) the goods are not produced in sufficient quantities or of satisfactory quality in the United States, or (3) the requirement would increase the cost of the Project overall by more than twenty-five percent (25%) ("Buy American").

Contractor shall submit this Certification with its executed agreement, identifying the steps Contractor will take to use goods produced in the United States of America in carrying out this Contract. Bidder should not submit this form with its bid.

Contractor shall retain a copy of this form and may be subject to a future audit.

**CERTIFICATION**

On behalf of Contractor, I represent and covenant that Contractor will use on the Project only iron, steel and manufactured goods produced in the United States of America except goods for which a federal department has waived this requirement.

I, \_\_\_\_\_, certify that I am the Contractor's \_\_\_\_\_ and that the representations and covenants made herein are true and correct. In making this certification, I am aware of section 12650 et seq. of the Government Code providing for the imposition of treble damages for making false claims.

Date: \_\_\_\_\_

Proper Name of Contractor: \_\_\_\_\_

Signature: \_\_\_\_\_

Print Name: \_\_\_\_\_

Title: \_\_\_\_\_

END OF DOCUMENT



By my signature below, I hereby certify that, to the best of my knowledge, the contents of this disclosure are true, or are believed to be true. I further certify on behalf of the Firm that I am aware of section 3000 et seq. of the California Public Contract Code, and the sections referenced therein regarding the penalties for providing false information or failing to disclose a financial relationship in this disclosure. I further certify that I am authorized to make this certification on behalf of the Firm.

Date: \_\_\_\_\_

Proper Name of Firm: \_\_\_\_\_

Signature: \_\_\_\_\_

Print Name: \_\_\_\_\_

Title: \_\_\_\_\_

END OF DOCUMENT

**FEDERAL DEBARMENT CERTIFICATION**

PROJECT/CONTRACT NO.: \_\_\_\_\_ between the Bakersfield City School District ("District") and \_\_\_\_\_ ("Contractor" or "Bidder") for Roosevelt Elementary School Modernization ("Contract" or "Project").

1. Bidder certifies to the best of its knowledge and belief, that it and its principals:

a. Are not presently debarred, suspended, proposed for debarment, declared ineligible, or voluntarily excluded by any Federal department or Board;

b. Have not within a three-year period preceding this bid been convicted of or had a civil judgment rendered against them for commission of fraud or a criminal offense in connection with obtaining, attempting to obtain, or performing a public (Federal, State or local) transaction or contract under a public transaction; violation of Federal or State antitrust statutes or commission of embezzlement, theft, forgery, bribery, falsification or destruction of records, making false statements, or receiving stolen property;

c. Are not presently indicted for or otherwise criminally or civilly charged by a governmental entity (Federal, State or local) with commission of any of the offenses enumerated in paragraph (1)(b) of this certification; and

d. Have not within a three-year period preceding this application/proposal had one or more public transactions (Federal, State or local) terminated for cause or default.

2. Where Bidder is unable to certify to any of the statements in this certification, Bidder shall attach an explanation to this certification.

3. Bidder agrees to include the following certification in all subcontracts, for all lower tiers:

*"Debarment and Suspension Certification - By submission of its proposal, the contractor (or vendor, or consultant, depending on the transaction) certifies to the best of its knowledge and belief that it and its principals are not presently debarred, suspended, proposed for debarment, declared ineligible, or voluntarily excluded from covered transactions by any Federal department or agency in accordance with 2 CFR 200.213 and 2 CFR 180."*

Date: \_\_\_\_\_

Proper Name of Contractor: \_\_\_\_\_

Signature: \_\_\_\_\_

Print Name: \_\_\_\_\_

Title: \_\_\_\_\_

END OF DOCUMENT

**BYRD ANTI-LOBBYING CERTIFICATION**

---

**Applicable to Grants, Subgrants, Cooperative Agreements, and Contracts  
Exceeding \$100,000 in Federal Funds**

---

Submission of this certification is a prerequisite for making or entering into this transaction and is imposed by section 1352, Title 31, U.S. Code. This certification is a material representation of fact upon which reliance was placed when this transaction was made or entered into. Any person who fails to file the required certification shall be subject to a civil penalty of not less than \$10,000 and not more than \$100,000 for each such failure.

**The undersigned certifies, to the best of their knowledge and belief, that:**

- (1) No Federal appropriated funds have been paid or will be paid, by or on behalf of the undersigned, to any person for influencing or attempting to influence an officer or employee of any agency, a Member of Congress, an officer or employee of Congress, or an employee of a Member of Congress in connection with the awarding of any Federal grant, the making of any Federal loan, the entering into of any cooperative agreement, and the extension, continuation, renewal, amendment or modification of any Federal contract, grant, loan, or cooperative agreement.
- (2) If any funds other than Federal appropriated funds have been paid or will be paid to any person for influencing or attempting to influence an officer or employee of any agency, a Member of Congress, an officer or employee of Congress, or an employee of a Member of Congress in connection with this Federal contract, grant, loan, or cooperative agreement, the undersigned shall complete and submit Standard Form-LLL, "Disclosure of Lobbying Activities," in accordance with its instructions.
- (3) The undersigned shall require that the language of this certification be included in the award documents of all sub-awards at all tiers (including subcontracts, sub-grants, and contracts under grants, loans, and cooperative agreements) and that all sub- recipients shall certify and disclose accordingly.

This certification is a material representation of fact upon which reliance was placed when this transaction was made or entered into. Submission of this certification is a prerequisite for making or entering into this transaction imposed by section 1352, title 31, United States Code. Any person who fails to file the required certification shall be subject to a civil penalty of not less than \$10,000 and not more than \$100,000 for each such failure.

\_\_\_\_\_  
Contractor

\_\_\_\_\_  
Address

\_\_\_\_\_  
Certified by: (type or print)

\_\_\_\_\_  
Title

\_\_\_\_\_  
Signature

\_\_\_\_\_  
Date



**Disclosure of Lobbying Activities**

Approved by OMB  
0348-004

Complete this form to disclose lobbying activities pursuant to 31 U.S.C. 1352  
(See following page for public burden disclosure)

<b>1. Type of Federal Action:</b> <input type="checkbox"/> contract <input type="checkbox"/> grant <input type="checkbox"/> cooperative agreement loan <input type="checkbox"/> loan guarantee <input type="checkbox"/> loan insurance	<b>2. Status of Federal Action:</b> <input type="checkbox"/> proposal/offer/application <input type="checkbox"/> initial award <input type="checkbox"/> post-award	<b>3. Report Type:</b> <input type="checkbox"/> initial filing <input type="checkbox"/> material change For material change only: Year _____ quarter _____ Date of last report _____
<b>4. Name and Address of Reporting Entity:</b> _____ Prime      _____ Subawardee Tier _____, if Known:  Congressional District, if known:	<b>5. If Reporting Entity in No. 4 is Subawardee,</b> Enter Name and Address of Prime:  Congressional District, if known:	
<b>6. Federal Department/Agency:</b>	<b>7. Federal Program Name/Description:</b>  CFDA Number, if applicable: _____	
<b>8. Federal Action Number, if known:</b>	<b>9. Award Amount, if known:</b> \$	
<b>10a. Name and Address of Lobbying Registrant</b> (if individual, last name, first name, MI):	<b>10b. Individuals Performing Services</b> (including address if different from No. 10a) (last name, first name, MI):	
<b>11. Information requested through this form is authorized by title 31 U.S.C. section 1352. This disclosure of lobbying activities is a material representation of fact upon which reliance was placed by the tier above when this transaction was made or entered into. This disclosure is required pursuant to 31 U.S.C. 1352. This information will be reported to the Congress semi-annually and will be available for public inspection. Any person who fails to file the required disclosure shall be subject to a civil penalty of not less than \$10,000 and not more than \$100,000 for each such failure.</b>	Signature: _____ Print Name: _____ Title: _____ Telephone No.: _____ Date: ____	
<b>Federal Use Only</b>	<b>Authorized for Local Reproduction</b> Standard Form - LLL (Rev. 7-97)	

## **INSTRUCTIONS FOR COMPLETION OF SF-LLL, DISCLOSURE OF LOBBYING ACTIVITIES**

This disclosure form shall be completed by the reporting entity, whether subawardee or prime Federal recipient, at the initiation or receipt of a covered Federal action, or a material change to a previous filing, pursuant to Title 31, U.S.C. section 1352. The filing of a form is required for each payment or agreement to make payment to any lobbying entity for influencing or attempting to influence an officer or employee of any agency, a Member of Congress, an officer or employee of Congress, or an employee of a Member of Congress in connection with a covered Federal action. Complete all items that apply for both the initial filing and material change report. Refer to the implementing guidance published by the Office of Management and Budget for additional information.

1. Identify the type of covered Federal action for which lobbying activity is and/or has been secured to influence the outcome of a covered Federal action.
2. Identify the status of the covered Federal action.
3. Identify the appropriate classification of this report. If this is a follow up report caused by a material change to the information previously reported, enter the year and quarter in which the change occurred. Enter the date of the last previously submitted report by this reporting entity for this covered Federal action.
4. Enter the full name, address, city, State and zip code of the reporting entity. Include Congressional District, if known. Check the appropriate classification of the reporting entity that designates if it is, or expects to be, a prime or subawardee recipient. Identify the tier of the subawardee, e.g., the first subawardee of the prime is the 1st tier. Subawards include but are not limited to subcontracts, subgrants and contract awards under grants.
5. If the organization filing the report in item 4 checks "Subawardee," then enter the full name, address, city, State and zip code of the prime Federal recipient. Include Congressional District, if known.
6. Enter the name of the federal agency making the award or loan commitment. Include at least one organizational level below agency name, if known. For example, Department of Transportation, United States Coast Guard.
7. Enter the Federal program name or description for the covered Federal action (item 1). If known, enter the full Catalog of Federal Domestic Assistance (CFDA) number for grants, cooperative agreements, loans, and loan commitments.
8. Enter the most appropriate Federal identifying number available for the Federal action identified in item 1 (e.g., Request for Proposal (RFP) number; Invitations for Bid (IFB) number; grant announcement number; the contract, grant, or loan award number; the application/proposal control number assigned by the Federal agency). Included prefixes, e.g., "RFP-DE-90-001."
9. For a covered Federal action where there has been an award or loan commitment by the Federal agency, enter the Federal amount of the award/loan commitment for the prime entity identified in item 4 or 5.
10. (a) Enter the full name, address, city, State and zip code of the lobbying registrant under the Lobbying Disclosure Act of 1995 engaged by the reporting entity identified in item 4 to influence the covered Federal action.  
(b) Enter the full names of the individual(s) performing services, and include full address if different from 10(a). Enter Last Name, First Name, and Middle Initial (MI).
11. The certifying official shall sign and date the form, print his/her name, title, and telephone number.

---

According to the Paperwork Reduction Act, as amended, no persons are required to respond to a collection of information unless it displays a valid OMB control Number. The valid OMB control number for this information collection is OMB No. 0348-0046. Public reporting burden for this collection of information is estimated to average 10 minutes per response, including time for reviewing instructions, searching existing data sources, gathering and maintaining the data needed, and completing and reviewing the collection of information. Send comments regarding the burden estimate or any other aspect of this collection of information, including suggestions for reducing this burden, to the Office of Management and Budget, Paperwork Reduction Project (0348-0046), Washington, DC 20503.

END OF DOCUMENT

**REGISTERED SUBCONTRACTORS LIST**  
**(Labor Code Section 1771.1)**

PROJECT: Roosevelt Elementary School Modernization

Date Submitted (for Updates): \_\_\_\_\_

Contractor acknowledges and agrees that it must clearly set forth below the name and Department of Industrial Relations (DIR) registration number of each subcontractor **for all tiers** who will perform work or labor or render service to Contractor or its subcontractors in or about the construction of the Work **at least two (2) weeks before the subcontractor is scheduled to perform work**. This document is to be updated as all tiers of subcontractors are identified.

Contractor acknowledges and agrees that, if Contractor fails to list as to any subcontractor of any tier who performs any portion of Work, the Contract is subject to cancellation and the Contractor will be subjected to penalty under applicable law.

If further space is required for the list of proposed subcontractors, attach additional copies of page 2 showing the required information, as indicated below.

**Subcontractor Name:** \_\_\_\_\_

DIR Registration #: \_\_\_\_\_

Portion of Work: \_\_\_\_\_

**Subcontractor Name:** \_\_\_\_\_

DIR Registration #: \_\_\_\_\_

Portion of Work: \_\_\_\_\_

**Subcontractor Name:** \_\_\_\_\_

DIR Registration #: \_\_\_\_\_

Portion of Work: \_\_\_\_\_

**Subcontractor Name:** \_\_\_\_\_

DIR Registration #: \_\_\_\_\_

Portion of Work: \_\_\_\_\_

**Subcontractor Name:** \_\_\_\_\_

DIR Registration #: \_\_\_\_\_

Portion of Work: \_\_\_\_\_

**Subcontractor Name:** \_\_\_\_\_

DIR Registration #: \_\_\_\_\_

Portion of Work: \_\_\_\_\_

**Subcontractor Name:** \_\_\_\_\_

DIR Registration #: \_\_\_\_\_

Portion of Work: \_\_\_\_\_

**Subcontractor Name:** \_\_\_\_\_

DIR Registration #: \_\_\_\_\_

Portion of Work: \_\_\_\_\_

**Subcontractor Name:** \_\_\_\_\_

DIR Registration #: \_\_\_\_\_

Portion of Work: \_\_\_\_\_

**Subcontractor Name:** \_\_\_\_\_

DIR Registration #: \_\_\_\_\_

Portion of Work: \_\_\_\_\_

**Subcontractor Name:** \_\_\_\_\_

DIR Registration #: \_\_\_\_\_

Portion of Work: \_\_\_\_\_

**Subcontractor Name:** \_\_\_\_\_

DIR Registration #: \_\_\_\_\_

Portion of Work: \_\_\_\_\_

Date: \_\_\_\_\_

Name of Contractor: \_\_\_\_\_

Signature: \_\_\_\_\_

Print Name: \_\_\_\_\_

Title: \_\_\_\_\_

END OF DOCUMENT

**POST BID INTERVIEW**

**PART 1 – GENERAL**

**1.01 SUMMARY**

If requested by the District, this Section requires the apparent low bidder to attend and participate in a Post Bid Interview with the Construction Manager, prior to award of any contract by the District. The Post Bid Interview will be scheduled by the Construction Manager within three (3) calendar days after the date of bid.

**1.02 REQUIRED ATTENDANCE**

- A. A duly authorized representative of the apparent low bidder is required to attend the Post Bid Interview, in person.
- B. The apparent low bidder's authorized representative(s) must have (1) knowledge of how the bid submitted was prepared, (2) the person responsible for supervising performance of the Work, and (3) the authority to bind the apparent low bidder.
- C. Failure to attend the Post Bid Interview as scheduled will be considered just cause for the District to reject the Bid as nonresponsive.

**1.03 POST BID INTERVIEW PROCEDURE**

- A. The Construction Manager will review the Bid with the attendees.
- B. The Construction Manager will review the Contract Documents with the attendees, including but not limited to:
  - (1) Insurance
  - (2) Bonding
  - (3) Addenda
  - (4) Pre-Bid Clarifications
  - (5) Scope of Work
  - (6) Bid Packages Descriptions
  - (7) Bid Alternates
  - (8) Contract Plans
  - (9) Contract Specifications
  - (10) Project Schedule and Schedule Requirements

- (11) Critical Dates Requirement for Other Bid Packages
- (12) Prevailing Wage Requirements
- (13) Liquidated Damages
- (14) Required Documentation for Contract Administration
- (15) Contract Coordination Requirements

#### **1.04 POST BID INTERVIEW DOCUMENTATION**

The Construction Manager will document the Post Bid Interview on the form attached to this Section. Both the apparent low bidder and the Construction Manager are required to sign the Post Bid Interview Documentation.

*[REMAINDER OF PAGE INTENTIONALLY LEFT BLANK]*

**POST BID INTERVIEW**

**CONSTRUCTION MANAGER**

[Name]  
[Address 1]  
[Address 2]  
[Phone]

[Fax]

BIDDER: \_\_\_\_\_

DATE: \_\_\_\_\_ TIME: \_\_\_\_\_ PHONE: \_\_\_\_\_

I. INTRODUCTIONS:

A. Present

\_\_\_\_\_  
CONTRACTOR  
\_\_\_\_\_  
\_\_\_\_\_  
[CM]

\_\_\_\_\_  
CONTRACTOR  
\_\_\_\_\_  
\_\_\_\_\_  
[CM]

II. PROPOSED CONTRACT:

III. PURPOSE OF INTERVIEW IS TO ASSURE A MUTUAL UNDERSTANDING OF THE FOLLOWING:

- A. Do you acknowledge submission of a complete and accurate bid? Yes No
- B. Do you acknowledge the Bid Document submittal timelines after NOA and NTP and can you meet those timelines? Yes No
- C. Do you acknowledge the requirements for the escrow of bid documents? Yes No
- D. Are you comfortable with your listed subcontractors? Yes No

IV. CONTRACTUAL REQUIREMENTS:

- A. Do you understand you are a prime contractor? Yes No
- B. Can you meet specified insurance requirements? Yes No
  - 1. Do any of your policies that require Additional Insured endorsements exceed the minimum coverage requirements? Yes No
  - 2. Are you requesting that the District accept an Excess Liability Insurance Policy to meet the policy limit? Yes No
  - 3. Will there be a gap between the per occurrence amount of any underlying policy and the start of the coverage under the Umbrella or Excess Liability Insurance Policy? Yes No

- |    |   |     |    |
|----|---|-----|----|
| C. | Will you provide the Performance Bond and Labor and Material Bond for 100% of the Contract Price as stipulated?                                     | Yes | No |
| 1. | Cost for bonds: _____%  | Yes | No |
| 2. | Is the cost of your bonds in your base bid?   | Yes | No |
| 3. | Is your surety licensed to issue bonds in California?   | Yes | No |
| D. | Do you understand the fingerprinting requirements?  | Yes | No |
| E. | Is it understood that all workers must be paid prevailing wage?   | Yes | No |
| F. | Is it understood that all subcontractors of every tier must be registered as a public works contractor with the Department of Industrial Relations? | Yes | No |
| V. | SCOPE OF WORK:  |     |    |
| A. | Acknowledged Receipt of Addenda #1-__   | Yes | No |
| B. | Are the costs for addenda items included in your bid? (if applicable)   | Yes | No |
| C. | Do you have a complete understanding of your Scope of Work under the proposed Agreement?  | Yes | No |
| D. | You have re-reviewed the documents and understand the Scope of the Work. Are there any items that require clarification?                            | Yes | No |
|    | If yes, please identify them.   |     |    |
| 1. | _____   |     |    |
|    | _____   |     |    |
| 2. | _____   |     |    |
|    | _____   |     |    |
| 3. | _____   |     |    |
|    | _____   |     |    |
|    | Is (are) there additional cost(s) for the above item(s)?  | Yes | No |
| E. | Is the cost for allowance included in your bid?   | Yes | No |
| F. | Have you reviewed bid alternative(s) #1-___? (if applicable)  | Yes | No |
| G. | Are the costs for bid alternatives included in your bid?  | Yes | No |
| H. | Are the plans and specifications clear and understandable to your satisfaction?   | Yes | No |



I. Do you acknowledge that the time to submit notice of requests for substitution of specified materials has expired? Yes No

VI. SCHEDULE:

A. Do you acknowledge and agree to the stipulated completion dates and milestones in the contract? Yes No

1. Will you provide a detailed construction schedule to \_\_\_\_\_ within the required ten (10) days of the Notice to Proceed, per the contract? Yes No

2. Can you meet the submittal deadline? Yes No

3. It is understood that the Project schedule is critical and that that weekend and overtime work may be required to meet the milestones. Yes No

4. It is understood that if rain does occur, then all dewatering and protection of work is required, per the contract. If not, what do you believe must change and why? Yes No

\_\_\_\_\_  
\_\_\_\_\_  
\_\_\_\_\_

B. Identify critical materials, deliveries, long lead items and other dependencies, including Owner Furnished items that could affect the completion of your work. Yes No

1. \_\_\_\_\_  
2. \_\_\_\_\_  
3. \_\_\_\_\_  
4. \_\_\_\_\_  
5. \_\_\_\_\_

C. Do you understand that there is going to be maintenance and other construction taking place on site during the course of the project? Yes No

VII. EXECUTION OF WORK

A. Do you understand the access to the site? Yes No

B. Do you understand the staging area restrictions? Yes No

C. Have you included protection of [asphalt, floors, and roofs]? Yes No

D. Do you understand that the site is occupied by students, teachers, administrators, parents, etc.? Yes No

VIII. CONTRACTOR COMMENTS/SUGGESTIONS:

- 1. \_\_\_\_\_
- 2. \_\_\_\_\_
- 3. \_\_\_\_\_
- 4. \_\_\_\_\_
- 5. \_\_\_\_\_

IX. CONTRACTOR

**You agree the information contained herein is part of your contractual obligations. Your signature acknowledges your agreement to perform all Work in the Contract Documents, and that costs for all Work are included in your bid.**

The foregoing information is true and accurate, and I am authorized to sign as an officer of the company I am representing.

[Company Name]

\_\_\_\_\_  
Signature \_\_\_\_\_ Title: \_\_\_\_\_

Date: \_\_\_\_\_

X. CONSTRUCTION MANAGER

Signature \_\_\_\_\_ Title: \_\_\_\_\_

Date: \_\_\_\_\_

Title of Document: POST BID INTERVIEW

Number of Pages: \_\_\_\_\_

Date of Document: \_\_\_\_\_

END OF DOCUMENT

**AGREEMENT**

THIS AGREEMENT IS MADE AND ENTERED INTO THIS \_\_\_\_\_ DAY OF \_\_\_\_\_  
\_\_\_\_\_, 20\_\_\_\_, by and between the Bakersfield City School District ("District") and \_\_\_\_\_  
\_\_\_\_\_ ("Contractor") ("Agreement").

**WITNESSETH:** That the parties hereto have mutually covenanted and agreed, and by these presents do covenant and agree with each other, as follows:

- 1. The Work:** Contractor agrees to furnish all tools, equipment, apparatus, facilities, labor, and material necessary to perform and complete in a good and workmanlike manner, the work of the following project:

Franklin Elementary School Modernization

("Project" or "Contract" or "Work")

It is understood and agreed that the Work shall be performed and completed as required in the Contract Documents including, without limitation, the Drawings and Specifications and submission of all documents required to secure funding or by the Division of the State Architect for close-out of the Project, under the direction and supervision of, and subject to the approval of, the District or its authorized representative.

- 2. The Contract Documents:** The complete Contract consists of all Contract Documents as defined in the General Conditions and incorporated herein by this reference. Any and all obligations of the District and Contractor are fully set forth and described in the Contract Documents. All Contract Documents are intended to cooperate so that any Work called for in one and not mentioned in the other or vice versa is to be executed the same as if mentioned in all Contract Documents.
- 3. Interpretation of Contract Documents:** Should any question arise concerning the intent or meaning of Contract Documents, including the Drawings or Specifications, the question shall be submitted to the District for interpretation. If a conflict exists in the Contract Documents, valid, written modifications, beginning with the most recent, shall control over this Agreement (if any), which shall control over the Special Conditions, which shall control over any Supplemental Conditions, which shall control over the General Conditions, which shall control over the remaining Division 0 documents, which shall control over Division 1 Documents which shall control over Division 2 through Division 49 documents, which shall control over figured dimensions, which shall control over large-scale drawings, which shall control over small-scale drawings. In the case of a discrepancy or ambiguity solely between and among the Drawings and Specifications, the discrepancy or ambiguity shall be resolved in favor of the interpretation that will provide District with the functionally complete and operable Project described in the Drawings and Specifications. In no case shall a document calling for lower quality and/or quantity material or workmanship control. The decision of the District in the matter shall be final.
- 4. Time for Completion:** It is hereby understood and agreed that the Work under this Contract shall be completed within \_\_\_\_\_ (\_\_\_\_)

consecutive calendar days ("Contract Time") from the date specified in the District's Notice to Proceed.

**5. Completion - Extension of Time:** Should the Contractor fail to complete this Contract, and the Work provided herein, within the time fixed for completion, due allowance being made for the contingencies provided for herein, the Contractor shall become liable to the District for all loss and damage that the District may suffer on account thereof. The Contractor shall coordinate its Work with the Work of all other contractors. The District shall not be liable for delays resulting from Contractor's failure to coordinate its Work with other contractors in a manner that will allow timely completion of Contractor's Work. Contractor shall be liable for delays to other contractors caused by Contractor's failure to coordinate its Work with the Work of other contractors.

**6. Liquidated Damages:** Time is of the essence for all work under this Agreement. It is hereby understood and agreed that it is and will be difficult and/or impossible to ascertain and determine the actual damage that the District will sustain in the event of and by reason of Contractor's delay; therefore, Contractor agrees that it shall pay to the District the sum of \_\_\_\_\_ dollars (\$ \_\_\_\_\_) per day as liquidated damages for each and every day's delay beyond the time herein prescribed in completion of the Work.

It is hereby understood and agreed that this amount is not a penalty.

In the event that any portion of the liquidated damages is not paid to the District, the District may deduct that amount from any money due or that may become due the Contractor under this Agreement, and such deduction does not constitute a withholding or penalty. The District's right to assess liquidated damages is as indicated herein and in the General Conditions.

The time during which the Contract is delayed for cause, as hereinafter specified, may extend the time of completion for a reasonable time as the District may grant, provided that Contractor has complied with the claims procedure of the Contract Documents. This provision does not exclude the recovery of damages by either party under other provisions in the Contract Documents.

**7. Loss Or Damage:** The District and its agents and authorized representatives shall not in any way or manner be answerable or suffer loss, damage, expense, or liability for any loss or damage that may happen to the Work, or any part thereof, or in or about the same during its construction and before acceptance, and the Contractor shall assume all liabilities of every kind or nature arising from the Work, either by accident, negligence, theft, vandalism, or any cause whatsoever; and shall hold the District and its agents and authorized representatives harmless from all liability of every kind and nature arising from accident, negligence, or any cause whatsoever.

**8. Limitation Of District Liability:** District's financial obligations under this Contract shall be limited to the payment of the compensation provided in this Contract. Notwithstanding any other provision of this Contract, in no event shall District be liable, regardless of whether any claim is based on contract or tort, for any special, consequential, indirect or incidental damages, including, but not limited to, lost profits or revenue, lost bonding capacity, arising out of or in connection with this Contract for the services performed in connection with this Contract.

9. **Insurance and Bonds:** Prior to issuance of the Notice to Proceed by the District, Contractor shall provide all required certificates of insurance, insurance endorsements, and payment and performance bonds as evidence thereof.
10. **Prosecution of Work:** If the Contractor should neglect to prosecute the Work properly or fail to perform any provisions of this Contract, the District, may, pursuant to the General Conditions and without prejudice to any other remedy it may have, make good such deficiencies and may deduct the cost thereof from the payment then or thereafter due the Contractor.
11. **Authority of Architect, Project Inspector, and DSA:** Contractor hereby acknowledges that the Architect(s), the Project Inspector(s), and the Division of the State Architect ("DSA") have authority to approve and/or suspend Work if the Contractor's Work does not comply with the requirements of the Contract Documents, Title 24 of the California Code of Regulations, and all applicable laws and regulations. The Contractor shall be liable for any delay caused by its non-compliant Work.
12. **Assignment of Contract:** Neither the Contract, nor any part thereof, nor any moneys due or to become due thereunder, may be assigned by the Contractor without the prior written approval of the District, nor without the written consent of the Surety on the Contractor's Performance Bond (the "Surety"), unless the Surety has waived in writing its right to notice of assignment.
13. **Classification of Contractor's License:** Contractor hereby acknowledges that it currently holds valid Type \_\_\_\_\_ Contractor's license(s) issued by the State of California, Contractors' State License Board, in accordance with division 3, chapter 9, of the Business and Professions Code and in the classification called for in the Contract Documents.
14. **Registration as Public Works Contractor:** The Contractor and all Subcontractors currently are registered as public works contractors with the Department of Industrial Relations, State of California, in accordance with Labor Code section 1771.1.
15. **Payment of Prevailing Wages:** The Contractor and all Subcontractors shall pay all workers on all Work performed pursuant to this Contract not less than the general prevailing rate of per diem wages and the general prevailing rate for holiday and overtime work as determined by the Director of the Department of Industrial Relations, State of California, for the type of work performed and the locality in which the work is to be performed within the boundaries of the District, pursuant to sections 1770 et seq. of the California Labor Code. The Contractor and all Subcontractors shall comply with the Davis Bacon Act, applicable reporting requirements, and any other applicable requirements for federal funding. If a conflict exists, the more stringent provision shall control over this Agreement.
16. **Labor Compliance Monitoring and Enforcement:** This Project is subject to labor compliance monitoring and enforcement by the Department of Industrial Relations pursuant to Labor Code section 1771.4 and Title 8 of the California Code of Regulations. Contractor specifically acknowledges and understands that it shall perform the Work of this Agreement while complying with all the applicable provisions of Division 2, Part 7, Chapter 1, of the Labor Code, including, without limitation, the requirement that the Contractor and all of its Subcontractors shall

timely submit complete and accurate electronic certified payroll records as required by the Contract Documents, or the District may not issue payment.

- 17. Contract Price:** In consideration of the foregoing covenants, promises, and agreements on the part of the Contractor, and the strict and literal fulfillment of each and every covenant, promise, and agreement, and as compensation agreed upon for the Work and construction, erection, and completion as aforesaid, the District covenants, promises, and agrees that it will well and truly pay and cause to be paid to the Contractor in full, and as the full Contract Price and compensation for construction, erection, and completion of the Work hereinabove agreed to be performed by the Contractor, the following price:

\_\_\_\_\_ Dollars  
(\$ \_\_\_\_\_),

in lawful money of the United States, which sum is to be paid according to the schedule provided by the Contractor and accepted by the District and subject to additions and deductions as provided in the Contract. This amount supersedes any previously stated and/or agreed to amount(s).

- 18. No Representations:** No representations have been made other than as set forth in writing in the Contract Documents, including this Agreement. Each of the Parties to this Agreement warrants that it has carefully read and understood the terms and conditions of this Agreement and all Contract Documents, and that it has not relied upon the representations or advice of any other Party or any attorney not its own.
- 19. Entire Agreement:** The Contract Documents, including this Agreement, set forth the entire agreement between the parties hereto and fully supersede any and all prior agreements, understandings, written or oral, between the parties hereto pertaining to the subject matter thereof.
- 20. Severability:** If any term, covenant, condition, or provision in any of the Contract Documents is held by a court of competent jurisdiction to be invalid, void or unenforceable, the remainder of the provisions in the Contract Documents shall remain in full force and effect and shall in no way be affected, impaired, or invalidated thereby.
- 21. Authority of Signatories:** Each party has the full power and authority to enter into and perform this Contract, and the person signing this Contract on behalf of each party has been properly authorized and empowered to enter into this Contract. This Contract may be executed in one or more counterparts, each of which shall be deemed an original. For this Agreement, and for all Contract Documents requiring a signature, a facsimile or electronic signature shall be deemed to be the equivalent of the actual original signature. All counterparts so executed shall constitute one Contract binding all the Parties hereto.

**[SIGNATURES ON FOLLOWING PAGE]**

IN WITNESS WHEREOF, accepted and agreed on the date indicated above:

**[CONTRACTOR NAME]**

**BAKERSFIELD CITY SCHOOL DISTRICT**

\_\_\_\_\_

\_\_\_\_\_

By: \_\_\_\_\_

By: \_\_\_\_\_

Title: \_\_\_\_\_

Title: \_\_\_\_\_

NOTE: If the party executing this Contract is a corporation, a certified copy of the by-laws, or of the resolution of the Board of Directors, authorizing the officers of said corporation to execute the Contract and the bonds required thereby must be attached hereto.

END OF DOCUMENT

**ESCROW BID DOCUMENTATION**

**1. Requirement to Escrow Bid Documentation**

- a. Contractor shall submit, within **SEVEN (7)** calendar days after the date of the Notice of Award, one copy of all documentary information received or generated by Contractor in preparation of bid prices for this Contract, as specified herein. This material is referred to herein as "Escrow Bid Documentation." The Escrow Bid Documentation of the Contractor will be held in escrow for the duration of the Contract.
- b. Contractor agrees, as a condition of award of the Contract, that the Escrow Bid Documentation constitutes all written information used in the preparation of its bid, and that no other written bid preparation information shall be considered in resolving disputes or claims. Contractor also agrees that nothing in the Escrow Bid Documentation shall change or modify the terms or conditions of the Contract Documents.
- c. The Escrow Bid Documentation will not be opened by District except as indicated herein. The Escrow Bid Documentation will be used only for the resolution of change orders and claims disputes.
- d. Contractor's submission of the Escrow Bid Documentation, as with the bonds and insurance documents required, is considered an essential part of the Contract award. Should the Contractor fail to make the submission within the allowed time specified above, District may deem the Contractor to have failed to enter into the Contract, and the Contractor shall forfeit the amount of its bid security, accompanying the Contractor's bid, and District may award the Contract to the next lowest responsive responsible bidder.
- e. NO PAYMENTS WILL BE MADE, NOR WILL DISTRICT ACCEPT PROPOSED CHANGE ORDERS UNTIL THE ABOVE REQUIRED INFORMATION IS SUBMITTED AND APPROVED.
- f. The Escrow Bid Documentation shall be submitted in person by an authorized representative of the Contractor to the District.

**2. Ownership of Escrow Bid Documentation**

- a. The Escrow Bid Documentation is, and shall always remain, the property of Contractor, subject to review by District, as provided herein.
- b. Escrow Bid Documentation constitute trade secrets, not known outside Contractor's business, known only to a limited extent and only by a limited number of employees of Contractor, safeguarded while in Contractor's possession, extremely valuable to Contractor, and could be extremely valuable to Contractor's competitors by virtue of reflecting Contractor's contemplated techniques of construction. Subject to the provisions herein, District agrees to safeguard the Escrow Bid Documentation, and all



information contained therein, against disclosure to the fullest extent permitted by law.

### **3. Format and Contents of Escrow Bid Documentation**

- a. Contractor may submit Escrow Bid Documentation in its usual cost-estimating format; a standard format is not required. The Escrow Bid Documentation shall be submitted in the language (e.g., English) of the specification.
- b. Escrow Bid Documentation must clearly itemize the estimated costs of performing the work of each bid item contained in the bid schedule, separating bid items into sub-items as required to present a detailed cost estimate and allow a detailed cost review. The Escrow Bid Documentation shall include all subcontractor bids or quotes, supplier bids or quotes, quantity takeoffs, crews, equipment, calculations of rates of production and progress, copies of quotes from subcontractors and suppliers, and memoranda, narratives, add/deduct sheets, and all other information used by the Contractor to arrive at the prices contained in the bid proposal. Estimated costs should be broken down into Contractor's usual estimate categories such as direct labor, repair labor, equipment ownership and operation, expendable materials, permanent materials, and subcontract costs as appropriate. All labor rates must be broken down to specify any and all burden costs including, but not limited to, health and welfare pay, vacation and holiday pay, pension contributions, training rates, benefits of any kind, insurance of any kind, workers' compensation, liability insurance, truck expenses, supply expenses of any kind, payroll taxes, and any other taxes of any kind. Plant and equipment and indirect costs should be detailed in the Contractor's usual format. The Contractor's allocation of indirect costs, contingencies, markup, and other items to each bid item shall be identified.
- c. All costs shall be identified. For bid items amounting to less than \$10,000, estimated unit costs are acceptable without a detailed cost estimate, provided that labor, equipment, materials, and subcontracts, as applicable, are included and provided that indirect costs, contingencies, and markup, as applicable, are allocated.
- d. Bid Documentation provided by District should not be included in the Escrow Bid Documentation unless needed to comply with the following requirements.

### **4. Submittal of Escrow Bid Documentation**

- a. The Escrow Bid Documentation shall be submitted by the Contractor in a sealed container within **SEVEN (7)** calendar days after the date of the Notice of Award. The container shall be clearly marked on the outside with the Contractor's name, date of submittal, project name and the words "Escrow Bid Documentation – Intended to be opened in the presence of Authorized Representatives of Both District and Contractor".
- b. By submitting Escrow Bid Documentation, Contractor represents that the material in the Escrow Bid Documentation constitutes all the documentary information used in preparation of the bid and that the Contractor has

personally examined the contents of the Escrow Bid Documentation container and has found that the documents in the container are complete.

- c. If Contractor's proposal is based upon subcontracting any part of the work, each subcontractor whose total subcontract price exceeds 5 percent of the total contract price proposed by Contractor, shall provide separate Escrow Documents to be included with those of Contractor. Those documents shall be opened and examined in the same manner and at the same time as the examination described above for Contractor.
- d. If Contractor wishes to subcontract any portion of the Work after award, District retains the right to require Contractor to submit Escrow Documents for the Subcontractor before the subcontract is approved.

## **5. Storage, Examination and Final Disposition of Escrow Bid Documentation**

- a. The Escrow Bid Documentation will be placed in escrow, for the life of the Contract, in a mutually agreeable institution. The cost of storage will be paid by Contractor for the duration of the project until final Contract payment. The storage facilities shall be the appropriate size for all the Escrow Bid Documentation and located conveniently to both District's and Contractor's offices.
- b. The Escrow Bid Documentation shall be examined by both District and Contractor, at any time deemed necessary by either District or Contractor, to assist in the negotiation of price adjustments and change orders or the settlement of disputes and claims. In the case of legal proceedings, Escrow Bid Documentation shall be used subject to the terms of an appropriate protective order if requested by Contractor and ordered by a court of competent jurisdiction. Examination of the Escrow Bid Documentation is subject to the following conditions:
  - (1) As trade secrets, the Escrow Bid Documentation is proprietary and confidential to the extent allowed by law.
  - (2) District and Contractor shall each designate, in writing to the other party **SEVEN (7)** calendar days prior to any examination, the names of representatives who are authorized to examine the Escrow Bid Documentation. No other person shall have access to the Escrow Bid Documentation.
  - (3) Access to the documents may take place only in the presence of duly designated representatives of the District and Contractor. If Contractor fails to designate a representative or appear for joint examination on **SEVEN (7)** calendar days' notice, then the District representative may examine the Escrow Bid Documents alone upon an additional **THREE (3)** calendar days' notice if a representative of the Contractor does not appear at the time set.
  - (4) If a subcontractor has submitted sealed information to be included in the Escrow Bid Documents, access to those documents may take place only in the presence of a duly designated representative of the District,

Contractor and that subcontractor. If that subcontractor fails to designate a representative or appear for joint examination on **SEVEN (7)** calendar days' notice, then the District representative and/or the Contractor may examine the Escrow Bid Documentation without that subcontractor present upon an additional **THREE (3)** calendar days' notice if a representative of that subcontractor does not appear at the time set.

- c. The Escrow Bid Documentation will be returned to Contractor at such time as the Contract has been completed and final settlement has been achieved.

END OF DOCUMENT

**ESCROW AGREEMENT IN LIEU OF RETENTION**  
**(Public Contract Code Section 22300)**

**(Note: Contractor must use this form.)**

This Escrow Agreement in Lieu of Retention ("Escrow Agreement") is made and entered into this \_\_\_\_\_ day of \_\_\_\_\_, 20\_\_\_\_, by and between the Bakersfield City School District ("District"), whose address is 1501 Feliz Drive, Bakersfield, California 93307, and \_\_\_\_\_ ("Contractor"), whose address is \_\_\_\_\_, and \_\_\_\_\_ ("Escrow Agent"), a state or federally chartered bank in the state of California, whose address is \_\_\_\_\_.

For the consideration hereinafter set forth, District, Contractor, and Escrow Agent agree as follows:

1. Pursuant to section 22300 of Public Contract Code of the State of California, which is hereby incorporated by reference, Contractor has the following two (2) options:
  - Deposit securities with Escrow Agent as a substitute for retention earnings required to be withheld by District pursuant to the Construction Contract No. \_\_\_\_\_ entered into between District and Contractor for the \_\_\_\_\_ Project, in the amount of \_\_\_\_\_ Dollars (\$\_\_\_\_\_) dated, \_\_\_\_\_, 20\_\_\_\_, (the "Contract"); **or**
  - On written request of Contractor, District shall make payments of the retention earnings for the above referenced Contract directly to Escrow Agent.

When Contractor deposits the securities as a substitute for Contract earnings (first option), Escrow Agent shall notify District within ten (10) calendar days of the deposit. The market value of the securities at the time of substitution and at all times from substitution until the termination of the Escrow Agreement shall be at least equal to the cash amount then required to be withheld as retention under the terms of the Contract between District and Contractor.

Securities shall be held in the name of Bakersfield City School District, and shall designate Contractor as beneficial owner.

2. District shall make progress payments to Contractor for those funds which otherwise would be withheld from progress payments pursuant to Contract provisions, provided that Escrow Agent holds securities in form and amount specified above.
3. When District makes payment of retentions earned directly to Escrow Agent, Escrow Agent shall hold them for the benefit of Contractor until the time that the escrow created under this Escrow Agreement is terminated. Contractor may direct the investment of the payments into securities. All terms and conditions of this Escrow Agreement and the rights and responsibilities of the Parties shall be equally applicable and binding when District pays Escrow Agent directly.

4. Contractor shall be responsible for paying all fees for the expenses incurred by Escrow Agent in administering the Escrow Account, and all expenses of District. The District will charge Contractor \$\_\_\_\_\_ for each of District's deposits to the escrow account. These expenses and payment terms shall be determined by District, Contractor, and Escrow Agent.
5. Interest earned on securities or money market accounts held in escrow and all interest earned on that interest shall be for sole account of Contractor and shall be subject to withdrawal by Contractor at any time and from time to time without notice to District.
6. Contractor shall have the right to withdraw all or any part of the principal in the Escrow Account only by written notice to Escrow Agent accompanied by written authorization from District to Escrow Agent that District consents to withdrawal of amount sought to be withdrawn by Contractor.
7. District shall have the right to draw upon the securities and/or withdraw amounts from the Escrow Account in the event of default by Contractor. Upon seven (7) days' written notice to Escrow Agent from District of the default, if applicable, Escrow Agent shall immediately convert the securities to cash and shall distribute the cash as instructed by District. Escrow Agent shall not be authorized to determine the validity of any notice of default given by District pursuant to this paragraph, and shall promptly comply with District's instructions to pay over said escrowed assets. Escrow Agent further agrees to not interplead the escrowed assets in response to a conflicting demand.
8. Upon receipt of written notification from District certifying that the Contract is final and complete, and that Contractor has complied with all requirements and procedures applicable to the Contract, Escrow Agent shall release to Contractor all securities and interest on deposit less escrow fees and charges of the Escrow Account. The escrow shall be closed immediately upon disbursement of all monies and securities on deposit and payments of fees and charges.
9. Escrow Agent shall rely on written notifications from District and Contractor pursuant to Paragraphs 5 through 8, inclusive, of this Escrow Agreement and District and Contractor shall hold Escrow Agent harmless from Escrow Agent's release and disbursement of securities and interest as set forth above.

[REMAINDER OF PAGE INTENTIONALLY LEFT BLANK]

10. Names of persons who are authorized to give written notice or to receive written notice on behalf of District and on behalf of Contractor in connection with the foregoing, and exemplars of their respective signatures are as follows:

On behalf of District:

\_\_\_\_\_  
Title

\_\_\_\_\_  
Name

\_\_\_\_\_  
Signature

\_\_\_\_\_  
Address

On behalf of Contractor:

\_\_\_\_\_  
Title

\_\_\_\_\_  
Name

\_\_\_\_\_  
Signature

\_\_\_\_\_  
Address

On behalf of Escrow Agent:

\_\_\_\_\_  
Title

\_\_\_\_\_  
Name

\_\_\_\_\_  
Signature

\_\_\_\_\_  
Address

At the time that the Escrow Account is opened, District and Contractor shall deliver to Escrow Agent a fully executed copy of this Agreement.

IN WITNESS WHEREOF, the parties have executed this Agreement by their proper officers on the date first set forth above.

On behalf of District:

\_\_\_\_\_  
Title

\_\_\_\_\_  
Name

\_\_\_\_\_  
Signature

\_\_\_\_\_  
Address

On behalf of Contractor:

\_\_\_\_\_  
Title

\_\_\_\_\_  
Name

\_\_\_\_\_  
Signature

\_\_\_\_\_  
Address

END OF DOCUMENT

**PERFORMANCE BOND**  
**(100% of Contract Price)**

**(Note: Contractor must use this form, NOT a surety company form.)**

KNOW ALL PERSONS BY THESE PRESENTS:

WHEREAS, the governing board ("Board") of the Bakersfield City School District, ("District") and \_\_\_\_\_ ("Principal") have entered into a contract for the furnishing of all materials and labor, services and transportation, necessary, convenient, and proper to perform the following project:

Roosevelt Elementary School Modernization

("Project" or "Contract") which Contract dated \_\_\_\_\_, 20\_\_\_\_, and all of the Contract Documents attached to or forming a part of the Contract, are hereby referred to and made a part hereof; and

WHEREAS, said Principal is required under the terms of the Contract to furnish a bond for the faithful performance of the Contract.

NOW, THEREFORE, the Principal and \_\_\_\_\_ ("Surety") are held and firmly bound unto the Board of the District in the penal sum of

\_\_\_\_\_ Dollars (\$\_\_\_\_\_), lawful money of the United States, for the payment of which sum well and truly to be made we bind ourselves, our heirs, executors, administrators, successors, and assigns jointly and severally, firmly by these presents, to:

- Promptly perform all the work required to complete the Project; and
- Pay to the District all damages the District incurs as a result of the Principal's failure to perform all the Work required to complete the Project.

Or, at the District's sole discretion and election, the Surety shall obtain a bid or bids for completing the Contract in accordance with its terms and conditions, and upon determination by the District of the lowest responsible bidder, arrange for a contract between such bidder and the District and make available as Work progresses sufficient funds to pay the cost of completion less the "balance of the Contract Price," and to pay and perform all obligations of Principals under the Contract, including, without limitation, all obligations with respect to warranties, guarantees and the payment of liquidated damages. The term "balance of the Contract Price," as used in this paragraph, shall mean the total amount payable to Principal by the District under the Contract and any modifications thereto, less the amount previously paid by the District to the Principal, less any withholdings by the District allowed under the Contract. District shall not be required or obligated to accept a tender of a completion contractor from the Surety for any or no reason.

The condition of the obligation is such that, if the above bound Principal, its heirs, executors, administrators, successors, or assigns, shall in all things stand to and abide by, and well and truly keep and perform the covenants, conditions, and agreements in the Contract and any alteration

thereof made as therein provided, on its part to be kept and performed at the time and in the intent and meaning, including all contractual guarantees and warranties of materials and workmanship, and shall indemnify and save harmless the District, its trustees, officers and agents, as therein stipulated, then this obligation shall become null and void, otherwise it shall be and remain in full force and virtue.

Surety expressly agrees that the District may reject any contractor or subcontractor proposed by Surety to fulfill its obligations in the event of default by the Principal. Surety shall not utilize Principal in completing the Work nor shall Surety accept a Bid from Principal for completion of the Work if the District declares the Principal to be in default and notifies Surety of the District's objection to Principal's further participation in the completion of the Work.

As a condition precedent to the satisfactory completion of the Contract, the above obligation shall hold good for a period equal to the warranty and/or guarantee period of the Contract, during which time Surety's obligation shall continue if Contractor shall fail to make full, complete, and satisfactory repair and replacements and totally protect the District from loss or damage resulting from or caused by defective materials or faulty workmanship. The obligations of Surety hereunder shall continue so long as any obligation of Contractor remains. Nothing herein shall limit the District's rights or the Contractor or Surety's obligations under the Contract, law or equity, including, but not limited to, California Code of Civil Procedure section 337.15.

The Surety, for value received, hereby stipulates and agrees that no change, extension of time, alteration, or addition to the terms of the contract or to the work to be performed thereunder or the specifications accompanying the same shall in any way affect its obligation on this bond. The Surety also stipulates and agrees that it shall not be exonerated or released from the obligation of this bond by any overpayment or underpayment by the District that is based upon estimates approved by the Architect. The Surety does hereby waive notice of any such change, extension of time, alteration, or addition to the terms of the Contract or to the work or to the specifications.

IN WITNESS WHEREOF, two (2) identical counterparts of this instrument, each of which shall for all purposes be deemed an original thereof, have been duly executed by the Principal and Surety above named, on the \_\_\_\_\_ day of \_\_\_\_\_, 20\_\_\_\_.

_____ Principal	_____ Surety
_____ By	_____ By
	_____ Name of California Agent of Surety
	_____ Address of California Agent of Surety
	_____ Telephone No. of California Agent of Surety

**Contractor must attach a Notarial Acknowledgment for all Surety's signatures and a Power of Attorney and Certificate of Authority for Surety. The California Department of Insurance must authorize the Surety to be an admitted surety insurer.**

END OF DOCUMENT



**PAYMENT BOND**  
**Contractor's Labor & Material Bond**  
**(100% Of Contract Price)**

**(Note: Contractor must use this form, NOT a surety company form.)**

KNOW ALL PERSONS BY THESE PRESENTS:

WHEREAS, the governing board ("Board") of the Bakersfield City School District, ("District") and \_\_\_\_\_, ("Principal") have entered into a contract for the furnishing of all materials and labor, services and transportation, necessary, convenient, and proper to perform the following project:

Roosevelt Elementary School Modernization

("Project" or "Contract") which Contract dated \_\_\_\_\_, 20\_\_\_\_, and all of the Contract Documents attached to or forming a part of the Contract, are hereby referred to and made a part hereof; and

WHEREAS, pursuant to law and the Contract, the Principal is required, before entering upon the performance of the work, to file a good and sufficient bond with the body by which the Contract is awarded in an amount equal to one hundred percent (100%) of the Contract price, to secure the claims to which reference is made in sections 9000 through 9510 and 9550 through 9566 of the Civil Code, and division 2, part 7, of the Labor Code.

NOW, THEREFORE, the Principal and \_\_\_\_\_ ("Surety") are held and firmly bound unto all laborers, material men, and other persons referred to in said statutes in the sum of \_\_\_\_\_ Dollars (\$\_\_\_\_\_), lawful money of the United States, being a sum not less than the total amount payable by the terms of Contract, for the payment of which sum well and truly to be made, we bind ourselves, our heirs, executors, administrators, successors, or assigns, jointly and severally, by these presents.

The condition of this obligation is that if the Principal or any of its subcontractors, or their heirs, executors, administrators, successors, or assigns of any, all, or either of them shall fail to pay for any labor, materials, provisions, or other supplies, used in, upon, for or about the performance of the work contracted to be done, or for any work or labor thereon of any kind, or for amounts required to be deducted, withheld, and paid over to the Employment Development Department from the wages of employees of the Principal or any of his or its subcontractors of any tier under Section 13020 of the Unemployment Insurance Code with respect to such work or labor, that the Surety will pay the same in an amount not exceeding the amount herein above set forth, and also in case suit is brought upon this bond, will pay a reasonable attorney's fee to be awarded and fixed by the court, and to be taxed as costs and to be included in the judgment therein rendered.

It is hereby expressly stipulated and agreed that this bond shall inure to the benefit of any and all persons, companies, and corporations entitled to file claims under section 9100 of the Civil Code, so as to give a right of action to them or their assigns in any suit brought upon this bond.

Should the condition of this bond be fully performed, then this obligation shall become null and void; otherwise it shall be and remain in full force and affect.

And the Surety, for value received, hereby stipulates and agrees that no change, extension of time, alteration, or addition to the terms of Contract or the specifications accompanying the same shall in any manner affect its obligations on this bond, and it does hereby waive notice of any such change, extension, alteration, or addition.

IN WITNESS WHEREOF, two (2) identical counterparts of this instrument, each of which shall for all purposes be deemed an original thereof, have been duly executed by the Principal and Surety above named, on the \_\_\_\_\_ day of \_\_\_\_\_, 20\_\_.

_____	_____
Principal	Surety
_____	_____
By	By
	_____
	Name of California Agent of Surety
	_____
	Address of California Agent of Surety
	_____
	Telephone No. of California Agent of Surety

**Contractor must attach a Notarial Acknowledgment for all Surety's signatures and a Power of Attorney and Certificate of Authority for Surety. The California Department of Insurance must authorize the Surety to be an admitted surety insurer.**

END OF DOCUMENT

**PROPOSED CHANGE ORDER FORM**

Bakersfield City School District  
1501 Feliz Drive  
Bakersfield, CA 93307

**PCO NO.:**

**Project:** Roosevelt Elementary School Modernization  
**Bid No.:** 1317  
**RFI #:** \_\_\_\_\_

**Date:** \_\_\_\_\_  
**DSA File No.:** 15-6  
**DSA Appl. No.:** 03-122920

Contractor hereby submits for District's review and evaluation this Proposed Change Order ("PCO"), submitted in accordance with and subject to the terms of the Contract Documents, including Sections 17.7 and 17.8 of the General Conditions. Any spaces left blank below are deemed no change to cost or time.

Contractor understands and acknowledges that documentation supporting Contractor's PCO must be attached and included for District review and evaluation. Contractor further understands and acknowledges that failure to include documentation sufficient to, in District's discretion, support some or all of the PCO, shall result in a rejected PCO.

	<b><u>WORK PERFORMED OTHER THAN BY CONTRACTOR</u></b>	<b><u>ADD</u></b>	<b><u>DEDUCT</u></b>
(a)	<b><u>Material</u></b> (attach suppliers' invoice or itemized quantity and unit cost plus sales tax)		
(b)	<b><u>Add Labor</u></b> (attach itemized hours and rates, fully Burdened, and specify the hourly rate for each additional labor burden, for example, payroll taxes, fringe benefits, etc.)		
(c)	<b><u>Add Equipment</u></b> (attach suppliers' invoice)		
(d)	<b><u>Subtotal</u></b>		
(e)	<b><u>Add overhead and profit for any and all tiers of Subcontractor</u></b> , the total not to exceed ten percent (10%) of Item (d)		
(f)	<b><u>Subtotal</u></b>		
(g)	<b><u>Add General Conditions</u></b> (if Time is Compensable) (attach supporting documentation)		
(h)	<b><u>Subtotal</u></b>		
(i)	<b><u>Add Overhead and Profit for Contractor</u></b> , not to exceed five percent (5%) of Item (h)		
(j)	<b><u>Subtotal</u></b>		
(k)	<b><u>Add Bond and Insurance</u></b> , not to exceed two percent (2%) of Item (j)		
(l)	<b><u>TOTAL</u></b>		
(m)	<b><u>Time</u></b> (zero unless indicated; "TBD" not permitted)	_____	<b>Calendar Days</b>

[REMAINDER OF PAGE LEFT BLANK INTENTIONALLY]

	<b>WORK PERFORMED BY CONTRACTOR</b>	<b>ADD</b>	<b>DEDUCT</b>
(a)	<b>Material</b> (attach itemized quantity and unit cost plus sales tax)		
(b)	<b>Add Labor</b> (attach itemized hours and rates, fully Burdened, and specify the hourly rate for each additional labor burden, for example, payroll taxes, fringe benefits, etc.)		
(c)	<b>Add Equipment</b> (attach suppliers' invoice)		
(d)	<b>Add General Conditions</b> (if Time is Compensable) (attach supporting documentation)		
(e)	<b>Subtotal</b>		
(f)	<b>Add Overhead and Profit for Contractor</b> , not to exceed fifteen percent (15%) of Item (e)		
(g)	<b>Subtotal</b>		
(h)	<b>Add Bond and Insurance</b> , not to exceed two percent (2%) of Item (g)		
(i)	<b>TOTAL</b>		
(j)	<b>Time</b> (zero unless indicated; "TBD" not permitted)	_____ <b>Calendar Days</b>	

The undersigned Contractor approves the foregoing as to the changes, if any, to the Contract Price specified for each item, and as to the extension of time allowed, if any, for completion of the entire Work as stated herein, and agrees to furnish all labor, materials, and service, and perform all work necessary to complete any additional work specified for the consideration stated herein. Submission of sums which have no basis in fact or which Contractor knows are false are at the sole risk of Contractor and may be a violation of the False Claims Act set forth under Government Code section 12650 et seq. It is understood that the changes herein to the Contract shall only be effective when approved by the governing board of the District.

It is expressly understood that the value of the extra Work or changes expressly includes any and all of the Contractor's costs and expenses, direct and indirect, resulting from additional time required on the Project or resulting from delay to the Project including, without limitation, cumulative impacts. Contractor is not entitled to separately recover amounts for overhead or other indirect costs. Any costs, expenses, damages, or time extensions not included are deemed waived.

**SUBMITTED BY:**

Contractor:

\_\_\_\_\_  
[Name]

\_\_\_\_\_  
Date

END OF DOCUMENT

**CHANGE ORDER FORM**

Bakersfield City School District  
 1501 Feliz Drive  
 Bakersfield, CA 93307

<b>CHANGE ORDER NO.:</b>

**CHANGE ORDER**

**Project:** Roosevelt Elementary School Modernization  
**Bid No.:** 1317

**Date:** \_\_\_\_\_  
**DSA File No.:** 15-6  
**DSA Appl. No.:** 03-122920

The following parties agree to the terms of this Change Order:

**Owner:** \_\_\_\_\_  
 [Name / Address]  
 \_\_\_\_\_  
 \_\_\_\_\_

**Contractor:** \_\_\_\_\_  
 [Name / Address]  
 \_\_\_\_\_  
 \_\_\_\_\_

**Architect:** \_\_\_\_\_  
 [Name / Address]  
 \_\_\_\_\_  
 \_\_\_\_\_

**Project Inspector:** \_\_\_\_\_  
 [Name / Address]  
 \_\_\_\_\_  
 \_\_\_\_\_

Reference	Description	Cost	Days Ext.
PCO # Requested by: Performed by: Reason:	[Description of change] [Requester] [Performer] [Reason]	\$	
PCO # Requested by: Performed by: Reason:	[Description of change] [Requester] [Performer] [Reason]	\$	
PCO # Requested by: Performed by: Reason:	[Description of change] [Requester] [Performer] [Reason]	\$	
Contract time will be adjusted as follows:  Previous Completion Date: <u>  </u> [Date]  <u>  </u> [#] Calendar Days Extension (zero unless otherwise indicated)  Current Completion Date: <u>  </u> [Date]		Original Contract Amount:	\$
		Amount of Previously Approved Change Order(s):	\$
		Amount of this Change Order:	\$
		Contract Amount:	\$

The undersigned Contractor approves the foregoing as to the changes, if any, to the Contract Price specified for each item, and as to the extension of time allowed, if any, for



**AGREEMENT AND RELEASE OF ANY AND ALL CLAIMS**

THIS AGREEMENT AND RELEASE OF CLAIMS ("Agreement and Release") IS MADE AND ENTERED INTO THIS \_\_\_\_\_ DAY OF \_\_\_\_\_, 20\_\_ by and between the BAKERSFIELD CITY SCHOOL DISTRICT ("District") and \_\_\_\_\_ ("Contractor"), whose place of business is \_\_\_\_\_.

RECITALS

**WHEREAS**, District and Contractor entered into PROJECT/CONTRACT NO.: \_\_\_\_\_ ("Contract" or "Project") in the County of Kern, California; and

**WHEREAS**, the Work under the Contract was completed on \_\_\_\_\_, and a Notice of Completion was recorded with the County Recorder on \_\_\_\_\_.

NOW, THEREFORE, it is mutually agreed between District and Contractor as follows:

AGREEMENT AND RELEASE

1. Contractor will only be assessed liquidated damages as detailed below:

Original Contract Sum	\$ _____
Modified Contract Sum	\$ _____
Payment to Date	\$ _____
Liquidated Damages	\$ _____
Payment Due Contractor	\$ _____

2. Subject to the provisions hereof, District shall forthwith pay to Contractor the undisputed sum of \_\_\_\_\_ Dollars (\$\_\_\_\_\_) under the Contract, less any amounts represented by any notice to withhold funds on file with District as of the date of such payment.

3. Contractor acknowledges and hereby agrees that there are no unresolved or outstanding claims in dispute against District arising from the performance of work under the Contract, except for the claims described in Paragraph 4 and continuing obligations described in Paragraph 6. It is the intention of the parties in executing this Agreement and Release that this Agreement and Release shall be effective as a full, final and general release of all claims, demands, actions, causes of action, obligations, costs, expenses, damages, losses and liabilities of Contractor against District and all of its respective agents, employees, trustees, inspectors, assignees, consultants and transferees, except for any Disputed Claim that may be set forth in Paragraph 4 and the continuing obligations described in Paragraph 6 hereof.

4. The following claims are disputed (hereinafter, the "Disputed Claims") and are specifically excluded from the operation of this Agreement and Release:

<u>Claim No.</u>	<u>Description of Claim</u>	<u>Amount of Claim</u>	<u>Date Claim Submitted</u>
_____	_____	\$ _____	_____
_____	_____	\$ _____	_____
_____	_____	\$ _____	_____
_____	_____	\$ _____	_____
_____	_____	\$ _____	_____
_____	_____	\$ _____	_____

[If further space is required, attach additional sheets showing the required information.]

5. Consistent with California Public Contract Code section 7100, Contractor hereby agrees that, in consideration of the payment set forth in Paragraph 2 hereof, Contractor hereby releases and forever discharges District, all its agents, employees, inspectors, assignees, and transferees from any and all liability, claims, demands, actions, or causes of action of whatever kind or nature arising out of or in any way concerned with the Work under the Contract.
6. Guarantees and warranties for the Work, and any other continuing obligation of Contractor, including without limitation, the duty to defend, indemnify and hold harmless the District, shall remain in full force and effect as specified in the Contract Documents.
7. Contractor hereby waives the provisions of California Civil Code section 1542 which provides as follows:
- A GENERAL RELEASE DOES NOT EXTEND TO CLAIMS THAT THE CREDITOR OR RELEASING PARTY DOES NOT KNOW OR SUSPECT TO EXIST IN HIS OR HER FAVOR AT THE TIME OF EXECUTING THE RELEASE AND THAT, IF KNOWN BY HIM OR HER, WOULD HAVE MATERIALLY AFFECTED HIS OR HER SETTLEMENT WITH THE DEBTOR OR RELEASED PARTY.
8. The provisions of this Agreement and Release are contractual in nature and not mere recitals and shall be considered independent and severable. If any such provision or any part thereof shall be at any time held invalid in whole or in part under any federal, state, county, municipal, or other law, ruling, or regulations, then such provision, or part thereof, shall remain in force and effect to the extent permitted by law, and the remaining provisions of this Agreement and Release shall also remain in full force and effect, and shall be enforceable.



9. All rights of District shall survive completion of the Work or termination of Contract, and execution of this Release.

\* \* \* CAUTION: THIS IS A RELEASE - READ BEFORE EXECUTING \* \* \*

BAKERSFIELD CITY SCHOOL DISTRICT

Signature: \_\_\_\_\_

Print Name: \_\_\_\_\_

Title: \_\_\_\_\_

CONTRACTOR: \_\_\_\_\_

Signature: \_\_\_\_\_

Print Name: \_\_\_\_\_

Title: \_\_\_\_\_

END OF DOCUMENT

**GUARANTEE FORM**

\_\_\_\_\_ ("Contractor") hereby agrees that the \_\_\_\_\_  
\_\_\_\_\_ ("Work" of Contractor) which Contractor has installed for the Bakersfield City  
School District ("District") for the following project:

PROJECT: Roosevelt Elementary School Modernization

("Project" or "Contract") has been performed in accordance with the requirements of the  
Contract Documents and that the Work as installed will fulfill the requirements of the  
Contract Documents.

The undersigned agrees to repair or replace any or all of such Work that may prove to be  
defective in workmanship or material together with any other adjacent Work that may be  
displaced in connection with such replacement within a period of \_\_\_\_\_  
year(s) from the date of completion as defined in Public Contract Code section 7107,  
subdivision (c), ordinary wear and tear and unusual abuse or neglect excepted. The date of  
completion is \_\_\_\_\_, 20\_\_\_\_.

In the event of the undersigned's failure to comply with the above-mentioned conditions  
within a reasonable period of time, as determined by the District, but not later than seven  
(7) days after being notified in writing by the District, the undersigned authorizes the  
District to proceed to have said defects repaired and made good at the expense of the  
undersigned. The undersigned shall pay the costs and charges therefor upon demand.

Date: \_\_\_\_\_

Proper Name of Contractor: \_\_\_\_\_

Signature: \_\_\_\_\_

Print Name: \_\_\_\_\_

Title: \_\_\_\_\_

Representatives to be contacted for service subject to terms of Contract:

Name: \_\_\_\_\_

Address: \_\_\_\_\_

Phone No.: \_\_\_\_\_

Email: \_\_\_\_\_

END OF DOCUMENT

**TABLE OF CONTENTS**

	<u>Page</u>
1. CONTRACT TERMS AND DEFINITIONS .....	1
1.1 Definitions.....	1
1.2 Laws Concerning the Contract.....	6
1.3 No Oral Agreements .....	6
1.4 No Assignment.....	6
1.5 Notice and Service Thereof .....	7
1.6 No Waiver .....	7
1.7 Substitutions for Specified Items.....	7
1.8 Materials and Work.....	8
2. [RESERVED] .....	9
3. ARCHITECT .....	9
4. CONSTRUCTION MANAGER.....	10
5. INSPECTOR, INSPECTIONS, AND TESTS.....	10
5.1 Project Inspector.....	10
5.2 Tests and Inspections .....	11
5.3 Costs for After Hours and/or Off Site Inspections .....	11
6. CONTRACTOR .....	12
6.1 Status of Contractor .....	12
6.2 Project Inspection Card(s).....	14
6.3 Contractor’s Supervision .....	14
6.4 Duty to Provide Fit Workers.....	14
6.5 Field Office .....	15
6.6 Purchase of Materials and Equipment.....	15

6.7	Documents on Work .....	15
6.8	Preservation of Records .....	16
6.9	Integration of Work .....	16
6.10	Notifications .....	17
6.11	Obtaining of Permits, Licenses and Registrations .....	17
6.12	Royalties and Patents .....	18
6.13	Work to Comply With Applicable Laws and Regulations .....	19
6.14	Safety/Protection of Persons and Property .....	20
6.15	Working Evenings and Weekends .....	22
6.16	Cleaning Up.....	22
7.	SUBCONTRACTORS .....	23
8.	OTHER CONTRACTS/CONTRACTORS .....	24
9.	DRAWINGS AND SPECIFICATIONS .....	25
10.	CONTRACTOR'S SUBMITTALS AND SCHEDULES .....	26
10.1	Schedule of Work, Schedule of Submittals, and Schedule of Values .....	27
10.2	Monthly Progress Schedule(s).....	29
10.3	Material Safety Data Sheets (MSDS).....	30
11.	SITE ACCESS, CONDITIONS, AND REQUIREMENTS .....	30
11.1	Site Investigation .....	30
11.2	Soils Investigation Report.....	31
11.3	Access to Work .....	31
11.4	Layout and Field Engineering .....	31
11.5	Utilities .....	32
11.6	Sanitary Facilities.....	32
11.7	Surveys .....	32
11.8	Regional Notification Center.....	32
11.9	Existing Utility Lines .....	32

11.10	Notification.....	33
11.11	Hazardous Materials .....	33
11.12	No Signs .....	33
12.	TRENCHES .....	33
12.1	Trenches Greater Than Five Feet.....	33
12.2	Excavation Safety .....	33
12.3	No Tort Liability of District.....	34
12.4	No Excavation without Permits.....	34
12.5	Discovery of Hazardous Waste and/or Unusual Conditions.....	34
13.	INSURANCE AND BONDS .....	35
13.1	Insurance.....	35
13.2	Contract Security - Bonds .....	39
14.	WARRANTY/GUARANTEE/INDEMNITY.....	40
14.1	Warranty/Guarantee.....	40
14.2	Indemnity and Defense.....	40
15.	TIME.....	42
15.1	Notice to Proceed .....	42
15.2	Computation of Time / Adverse Weather .....	43
15.3	Hours of Work .....	43
15.4	Progress and Completion.....	44
15.5	Schedule.....	44
15.6	Expeditious Completion.....	44
16.	EXTENSIONS OF TIME – LIQUIDATED DAMAGES .....	44
16.1	Liquidated Damages .....	44
16.2	Excusable Delay .....	44
16.3	No Additional Compensation for Delays Within Contractor’s Control .....	45
16.4	Float or Slack in the Schedule.....	46

17.	CHANGES IN THE WORK .....	46
17.1	No Changes Without Authorization .....	46
17.2	Architect Authority .....	47
17.3	Change Orders.....	47
17.4	Construction Change Directives.....	48
17.5	Force Account Directives .....	48
17.6	Price Request.....	49
17.7	Proposed Change Order .....	49
17.8	Format for Proposed Change Order.....	52
17.9	Change Order Certification .....	54
17.10	Determination of Change Order Cost .....	55
17.11	Deductive Change Orders.....	55
17.12	Addition or Deletion of Alternate Bid Item(s) .....	55
17.13	Discounts, Rebates, and Refunds .....	55
17.14	Accounting Records .....	56
17.15	Notice Required .....	56
17.16	Applicability to Subcontractors .....	56
17.17	Alteration to Change Order Language .....	56
17.18	Failure of Contractor to Execute Change Order.....	56
18.	REQUEST FOR INFORMATION .....	56
19.	PAYMENTS .....	57
19.1	Contract Price .....	57
19.2	Applications for Progress Payments .....	57
19.3	Progress Payments .....	60
19.4	Decisions to Withhold Payment .....	61
19.5	Subcontractor Payments .....	64
20.	COMPLETION OF THE WORK.....	64

20.1	Completion.....	64
20.2	Close-Out/Certification Procedures .....	65
20.3	Final Inspection .....	66
20.4	Costs of Multiple Inspections.....	67
20.5	Partial Occupancy or Use Prior to Completion.....	67
21.	FINAL PAYMENT AND RETENTION.....	68
21.1	Final Payment.....	68
21.2	Prerequisites for Final Payment .....	68
21.3	Retention .....	69
21.4	Substitution of Securities .....	69
22.	UNCOVERING OF WORK.....	69
23.	NONCONFORMING WORK AND CORRECTION OF WORK .....	69
23.1	Nonconforming Work .....	69
23.2	Correction of Work .....	70
23.3	District's Right to Perform Work .....	70
24.	TERMINATION AND SUSPENSION.....	71
24.1	District’s Request for Assurances.....	71
24.2	District's Right to Terminate Contractor for Cause .....	71
24.3	Termination of Contractor for Convenience.....	73
24.4	Effect of Termination .....	73
24.5	Emergency Termination of Public Contracts Act of 1949 .....	74
24.6	Suspension of Work.....	75
25.	CLAIMS PROCESS .....	75
25.1	Obligation to File Claims for Disputed Work .....	75
25.2	Duty to Perform during Claim Process .....	75
25.3	Definition of Claim.....	76
25.4	Claims Presentation .....	76

25.5	Claim Resolution pursuant to Public Contract Code section 9204 .....	77
25.6	Subcontractor Pass-Through Claims.....	79
25.7	Government Code Claim Act Claim .....	79
25.8	Claim Resolution pursuant to Public Contract Code section 20104 et seq.....	80
25.9	Claim Procedure Compliance.....	81
25.10	Claim Resolution Non-Applicability.....	82
25.11	Attorney’s Fees .....	82
26.	STATE LABOR, WAGE & HOUR, APPRENTICE, AND RELATED PROVISIONS .....	82
26.1	Labor Compliance and Enforcement.....	82
26.2	Wage Rates, Travel, and Subsistence.....	82
26.3	Hours of Work .....	83
26.4	Payroll Records .....	84
26.5	[RESERVED] .....	85
26.6	Apprentices .....	86
26.7	Non-Discrimination.....	87
26.8	Labor First Aid .....	87
27.	[RESERVED] .....	87
28.	MISCELLANEOUS .....	87
28.1	Assignment of Antitrust Actions .....	87
28.2	Excise Taxes.....	88
28.3	Taxes .....	88
28.4	Shipments.....	88
28.5	Compliance with Government Reporting Requirements .....	88



**GENERAL CONDITIONS**

**1. CONTRACT TERMS AND DEFINITIONS**

**1.1 Definitions**

**Wherever used in the Contract Documents, the following terms shall have the meanings indicated, which shall be applicable to both the singular and plural thereof:**

**1.1.1 Adverse Weather:** Shall be only weather that satisfies all of the following conditions: (1) unusually severe precipitation, sleet, snow, hail, or extreme temperature conditions in excess of the norm for the location and time of year it occurred based on the closest weather station data averaged over the past five years, (2) that is unanticipated and would cause unsafe work conditions and/or is unsuitable for scheduled work that should not be performed during inclement weather (i.e., exterior finishes), and (3) at the Project.

**1.1.2 Allowance Expenditure Directive:** Written authorization for expenditure of allowance, if any.

**1.1.3 Approval, Approved, and/or Accepted:** Written authorization, unless stated otherwise.

**1.1.4 Architect (or "Design Professional in General Responsible Charge"):** The individual, partnership, corporation, joint venture, or any combination thereof, named as Architect, who will have the rights and authority assigned to the Architect in the Contract Documents. The term Architect means the Design Professional in General Responsible Charge as defined in DSA PR 13-02 on this Project or the Architect's authorized representative.

**1.1.5 As-Builts:** Reproducible blue line prints of drawings to be prepared on a monthly basis pursuant to the Contract Documents, that reflect changes made during the performance of the Work, recording differences between the original design of the Work and the Work as constructed since the preceding monthly submittal. See **Record Drawings**.

**1.1.6 Bidder:** A contractor who intends to provide a proposal to the District to perform the Work of this Contract.

**1.1.7 Burdened:** The labor rate for Contractor or any Subcontractor inclusive of any and all burden costs including, but not limited to, health and welfare pay, vacation and holiday pay, pension contributions, training rates, benefits of any kind, insurance of any kind, workers' compensation, liability insurance, truck expenses, supply expenses of any kind, payroll taxes, and any other taxes of any kind.

**1.1.8 Change Order:** A written order to the Contractor authorizing an addition to, deletion from, or revision in the Work, and/or authorizing an adjustment in the Contract Price or Contract Time.

**1.1.9 Claim:** A Dispute that remains unresolved at the conclusion of the all the applicable Dispute Resolution requirements provided herein.

**1.1.10 Construction Change Directive:** A written order prepared and issued by the District, the Construction Manager, and/or the Architect and signed by the District and the Architect, directing a change in the Work.

**1.1.11 Construction Manager:** The individual, partnership, corporation, joint venture, or any combination thereof, or its authorized representative, named as such by the District. If no Construction Manager is used on the Project that is the subject of this Contract, then all references to Construction Manager herein shall be read to refer to District.

**1.1.12 Construction Schedule:** The progress schedule of construction of the Project as provided by Contractor and approved by District.

**1.1.13 Contract, Contract Documents:** The Contract consists exclusively of the documents evidencing the agreement of the District and Contractor, identified as the Contract Documents. The Contract Documents consist of the following documents:

- 1.1.13.1** Notice to Bidders
- 1.1.13.2** Instructions to Bidders
- 1.1.13.3** Bid Form and Proposal
- 1.1.13.4** Bid Bond
- 1.1.13.5** Designated Subcontractors List
- 1.1.13.6** Site Visit Certification (if a site visit was required)
- 1.1.13.7** Non-Collusion Declaration
- 1.1.13.8** Notice of Award
- 1.1.13.9** Notice to Proceed
- 1.1.13.10** Agreement
- 1.1.13.11** Escrow of Bid Documentation
- 1.1.13.12** Escrow Agreement for Security Deposits in Lieu of Retention (if applicable)
- 1.1.13.13** Performance Bond
- 1.1.13.14** Payment Bond (Contractor's Labor & Material Bond)
- 1.1.13.15** General Conditions
- 1.1.13.16** Special Conditions (if applicable)
- 1.1.13.17** Project Labor Agreement (if applicable)
- 1.1.13.18** Hazardous Materials Procedures and Requirements
- 1.1.13.19** Workers' Compensation Certification
- 1.1.13.20** Prevailing Wage Certification
- 1.1.13.21** Disabled Veteran Business Enterprise Participation Certification (if applicable)
- 1.1.13.22** Drug-Free Workplace Certification (if applicable)
- 1.1.13.23** Tobacco-Free Environment Certification
- 1.1.13.24** Hazardous Materials Certification (if applicable)
- 1.1.13.25** Lead-Based Materials Certification (if applicable)
- 1.1.13.26** Imported Materials Certification (if applicable)
- 1.1.13.27** Criminal Background Investigation/Fingerprinting Certification
- 1.1.13.28** Buy American Certification (if certain federal funds used)
- 1.1.13.29** Roofing Project Certification (if applicable)
- 1.1.13.30** Registered Subcontractors List

- 1.1.13.31** Iran Contracting Act Certification (if applicable)
- 1.1.13.32** COVID-19 Vaccination/Testing Certification
- 1.1.13.33** Federal Debarment Certification (if applicable)
- 1.1.13.34** Federal Byrd Anti-Lobbying Certification (if applicable)
- 1.1.13.35** Post Bid Interview
- 1.1.13.36** All Plans, Technical Specifications, and Drawings
- 1.1.13.37** Any and all addenda to any of the above documents
- 1.1.13.38** Any and all change orders or written modifications to the above documents if approved in writing by the District

**1.1.14 Contract Price:** The total monies payable to the Contractor under the terms and conditions of the Contract Documents.

**1.1.15 Contract Time:** The time period stated in the Agreement for the completion of the Work.

**1.1.16 Contractor:** The person or persons identified in the Agreement as contracting to perform the Work to be done under this Contract, or the legal representative of such a person or persons.

**1.1.17 Daily Job Report(s):** Daily Project reports prepared by the Contractor's employee(s) who are present on Site, which shall include the information required herein.

**1.1.18 Day(s):** Unless otherwise designated, day(s) means calendar day(s).

**1.1.19 Department of Industrial Relations (or "DIR"):** is responsible, among other things, for labor compliance monitoring and enforcement of California prevailing wage laws and regulations for public works contracts.

**1.1.20 Design Professional in General Responsible Charge:** See definition of **Architect** above.

**1.1.21 Dispute:** A separate demand by Contractor for a time extension, or payment of money or damages arising from Work done by or on behalf of the Contractor pursuant to the Contract and payment of which is not otherwise expressly provided for or Contractor is not otherwise entitled to; or an amount of payment disputed by the District.

**1.1.22 District:** The public agency or the school district for which the Work is performed. The governing board of the District or its designees will act for the District in all matters pertaining to the Contract. The District may, at any time,

**1.1.22.1** Direct the Contractor to communicate with or provide notice to the Construction Manager or the Architect on matters for which the Contract Documents indicate the Contractor will communicate with or provide notice to the District; and/or

**1.1.22.2** Direct the Construction Manager or the Architect to communicate with or direct the Contractor on matters for which the Contract Documents indicate the District will communicate with or direct the Contractor.

**1.1.23 Drawings (or "Plans"):** The graphic and pictorial portions of the Contract Documents showing the design, location, scope and dimensions of the work, generally including plans, elevations, sections, details, schedules, sequence of operation, and diagrams.

**1.1.24 DSA:** Division of the State Architect.

**1.1.25 Force Account Directive:** A process that may be used when the District and the Contractor cannot agree on a price for a specific portion of work or before the Contractor prepares a price for a specific portion of work and whereby the Contractor performs the work as indicated herein on a time and materials basis.

**1.1.26 Job Cost Reports:** Any and all reports or records detailing the costs associated with work performed on or related to the Project that Contractor shall maintain for the Project. Specifically, Job Cost Reports shall contain, but are not limited by or to, the following information: a description of the work performed or to be performed on the Project; quantity, if applicable, of work performed (hours, square feet, cubic yards, pounds, etc.) for the Project; Project budget; costs for the Project to date; estimated costs to complete the Project; and expected costs at completion. The Job Cost Reports shall also reflect all Contract cost codes, change orders, elements of non-conforming work, back charges, and additional services.

**1.1.27 Labor Commissioner's Office (or "Labor Commissioner", also known as the Division of Labor Standards Enforcement ("DLSE")):** Division of the DIR responsible for adjudicating wage claims, investigating discrimination and public works complaints, and enforcing Labor Code statutes and Industrial Welfare Commission orders.

**1.1.28 Municipal Separate Storm Sewer System (or "MS4"):** A system of conveyances used to collect and/or convey storm water, including, without limitation, catch basins, curbs, gutters, ditches, man-made channels, and storm drains.

**1.1.29 Plans:** See **Drawings**.

**1.1.30 Premises:** The real property owned by the District on which the Site is located.

**1.1.31 Product(s):** New material, machinery, components, equipment, fixtures and systems forming the Work, including existing materials or components required and approved by the District for reuse.

**1.1.32 Product Data:** Illustrations, standard schedules, performance charts, instructions, brochures, diagrams, and other information furnished by the Contractor to illustrate a material, product, or system for some portion of the Work.

**1.1.33 Program Manager:** The individual, partnership, corporation, joint venture, or any combination thereof, or its authorized representative, named as such by the District. If no Program Manager is designated for Project that is the subject of this Contract, then all references to Project Manager herein shall be read to refer to District.

**1.1.34 Project:** The planned undertaking as provided for in the Contract Documents.

**1.1.35 Project Inspector (or "Inspector"):** The individual(s) retained by the District in accordance with title 24 of the California Code of Regulations to monitor and inspect the Project.

**1.1.36 Project Labor Agreement (or "PLA"):** a prehire collective bargaining agreement in accordance with Public Contract Code section 2500 et seq. that establishes terms and conditions of employment for a specific construction project or projects and/or is an agreement described in Section 158(f) of Title 29 of the United States Code.

**1.1.37 Proposed Change Order (or "PCO"):** a written request prepared by the Contractor requesting that the District and the Architect issue a Change Order based upon a proposed change to the Work.

**1.1.38 Provide:** Shall include "provide complete in place," that is, "furnish and install," and "provide complete and functioning as intended in place" unless specifically stated otherwise.

**1.1.39 Qualified SWPPP Practitioners (or "QSP"):** certified personnel that attended a State Water Resources Control Board sponsored or approved training class and passed the qualifying exam.

**1.1.40 Record Drawings:** Reproducible drawings (or Plans) prepared pursuant to the requirements of the Contract Documents that reflect all changes made during the performance of the Work, recording differences between the original design of the Work and the Work as constructed upon completion of the Project. See also **As-Builts**.

**1.1.41 Request for Information (or "RFI"):** A written request prepared by the Contractor requesting that the Architect provide additional information necessary to clarify or amplify an item in the Contract Documents that the Contractor believes is not clearly shown or called for in the Drawings or Specifications or other portions of the Contract Documents, or to address problems that have arisen under field conditions.

**1.1.42 Request for Substitution for Specified Item:** A request by Contractor to substitute an equal or superior material, product, thing, or service for a specific material, product, thing, or service that has been designated in the Contract Documents by a specific brand or trade name.

**1.1.43 Safety Orders:** Written and/or verbal orders for construction issued by the California Division of Occupational Safety and Health ("CalOSHA") or by the United States Occupational Safety and Health Administration ("OSHA").

**1.1.44 Safety Plan:** Contractor's safety plan specifically adapted for the Project. Contractor's Safety Plan shall comply with all provisions regarding Project safety, including all applicable provisions in these General Conditions.

**1.1.45 Samples:** Physical examples that illustrate materials, products, equipment, finishes, colors, or workmanship and that, when approved in accordance with the Contract Documents, establish standards by which portions of the Work will be judged.

**1.1.46 Shop Drawings:** All drawings, prints, diagrams, illustrations, brochures, schedules, and other data that are prepared by the Contractor, a subcontractor, manufacturer, supplier, or distributor, that illustrate how specific portions of the Work shall be fabricated or installed.

**1.1.47 Site:** The Project site as shown on the Drawings.

**1.1.48 Specifications:** That portion of the Contract Documents, Division 1 through Division 49, and all technical sections, and addenda to all of these, if any, consisting of written descriptions and requirements of a technical nature of materials, equipment, construction methods and systems, standards, and workmanship.

**1.1.49 State:** The State of California.

**1.1.50 Storm Water Pollution Prevention Plan (or "SWPPP"):** A document which identifies sources and activities at a particular facility that may contribute pollutants to storm water and contains specific control measures and time frames to prevent or treat such pollutants.

**1.1.51 Subcontractor:** A contractor and/or supplier who is under contract with the Contractor or with any other subcontractor, regardless of tier, to perform a portion of the Work of the Project.

**1.1.52 Submittal Schedule:** The schedule of submittals as provided by Contractor and approved by District.

**1.1.53 Surety:** The person, firm, or corporation that executes as surety the Contractor's Performance Bond and Payment Bond, and must be a California admitted surety insurer as defined in the Code of Civil Procedure section 995.120.

**1.1.54 Work:** All labor, materials, equipment, components, appliances, supervision, coordination, and services required by, or reasonably inferred from, the Contract Documents, that are necessary for the construction and completion of the Project.

## **1.2 Laws Concerning the Contract**

Contract is subject to all provisions of the Constitution and laws of California and the United States governing, controlling, or affecting District, or the property, funds, operations, or powers of District, and such provisions are by this reference made a part hereof. Any provision required by law to be included in this Contract shall be deemed to be inserted.

## **1.3 No Oral Agreements**

No oral agreement or conversation with any officer, agent, or employee of District, either before or after execution of Contract, shall affect or modify any of the terms or obligations contained in any of the documents comprising the Contract.

## **1.4 No Assignment**

Contractor shall not assign this Contract or any part thereof including, without limitation, any Work or money to become due hereunder without the prior written consent of the

District. Assignment without District's prior written consent shall be null and void. Any assignment of money due or to become due under this Contract shall be subject to a prior lien for services rendered or material supplied for performance of work called for under this Contract in favor of all persons, firms, or corporations rendering services or supplying material to the extent that claims are filed pursuant to the Civil Code, Code of Civil Procedure, Government Code, Labor Code, and/or Public Contract Code, and shall also be subject to deductions for liquidated damages or withholding of payments as determined by District in accordance with this Contract. Contractor shall not assign or transfer in any manner to a Subcontractor or supplier the right to prosecute or maintain an action against the District.

## **1.5 Notice and Service Thereof**

**1.5.1** Any notice from one party to the other or otherwise under Contract shall be in writing and shall be dated and signed by the party giving notice or by a duly authorized representative of that party. Any notice shall not be effective for any purpose whatsoever unless served in one of the following manners:

**1.5.1.1** If notice is given by personal delivery thereof, it shall be considered delivered on the day of delivery.

**1.5.1.2** If notice is given by overnight delivery service, it shall be considered delivered one (1) day after date deposited, as indicated by the delivery service.

**1.5.1.3** If notice is given by depositing same in United States mail, enclosed in a sealed envelope, it shall be considered delivered three (3) days after date deposited, as indicated by the postmarked date.

**1.5.1.4** If notice is given by registered or certified mail with postage prepaid, return receipt requested, it shall be considered delivered on the day the notice is signed for.

**1.5.1.5** Electronic mail may be used for convenience but is not a substitute for the notice and service requirements herein.

## **1.6 No Waiver**

The failure of District in any one or more instances to insist upon strict performance of any of the terms of this Contract or to exercise any option herein conferred shall not be construed as a waiver or relinquishment to any extent of the right to assert or rely upon any such terms or option on any future occasion. No action or failure to act by the District, Architect, or Construction Manager shall constitute a waiver of any right or duty afforded the District under the Contract, nor shall any action or failure to act constitute an approval of or acquiescence in any breach thereunder, except as may be specifically agreed in writing.

## **1.7 Substitutions for Specified Items**

Unless the Special Conditions contain different provisions, Contractor shall not substitute different items for any items identified in the Contract Documents without prior written approval of the District.

## **1.8 Materials and Work**

**1.8.1** Except as otherwise specifically stated in this Contract, Contractor shall provide and pay for all materials, labor, tools, equipment, transportation, supervision, temporary constructions of every nature, and all other services, management, and facilities of every nature whatsoever necessary to execute and complete this Contract, in a good and workmanlike manner, within the Contract Time.

**1.8.2** Unless otherwise specified, all materials shall be new and of the best quality of their respective kinds and grades as noted or specified, workmanship shall be of good quality, and Contractor shall use all diligence to inform itself fully as to the required manufacturer's instructions and to comply therewith.

**1.8.3** Materials shall be furnished in ample quantities and at such times as to insure uninterrupted progress of Work and shall be stored properly and protected from the elements, theft, vandalism, or other loss or damage as required.

**1.8.4** For all materials and equipment specified or indicated in the Drawings, the Contractor shall provide all labor, materials, equipment, and services necessary for complete assemblies and complete working systems, functioning as intended. Incidental items not indicated on Drawings, nor mentioned in the Specifications, that can legitimately and reasonably be inferred to belong to the Work described, or be necessary in good practice to provide a complete assembly or system, shall be furnished as though itemized here in every detail. In all instances, material and equipment shall be installed in strict accordance with each manufacturer's most recent published recommendations and specifications.

**1.8.5** Contractor shall, after award of Contract by District and after relevant submittals have been reviewed, place orders for materials and/or equipment as specified so that delivery of same may be made without delays to the Work. Contractor shall, upon five (5) days' demand from District, present documentary evidence showing that orders have been placed.

**1.8.6** District reserves the right but has no obligation, in response to Contractor's neglect or failure in complying with the above instructions, to place orders for such materials and/or equipment as the District may deem advisable in order that the Work may be completed at the date specified in the Contract, and all expenses incidental to the procuring of said materials and/or equipment shall be paid for by Contractor or deducted from payment(s) to Contractor.

**1.8.7** Contractor warrants good title to all material, supplies, and equipment installed or incorporated in Work and agrees upon completion of all Work to deliver the Site to District, together with all improvements and appurtenances constructed or placed thereon by it, and free from any claims, liens, or charges. Contractor further agrees that neither it nor any person, firm, or corporation furnishing any materials or labor for any work covered by the Contract shall have any right to lien any portion of the Premises or any improvement or appurtenance thereon, except that Contractor may install metering devices or other equipment of utility companies or of political subdivision, title to which is commonly retained by utility company or political subdivision. In the event of installation of any such metering device or equipment, Contractor shall advise District as to owner thereof.



**1.8.7.1** If a lien or a claim based on a stop payment notice of any nature should at any time be filed against the Work or any District property, by any entity that has supplied material or services at the request of the Contractor, Contractor and Contractor's Surety shall promptly, on demand by District and at Contractor's and Surety's own expense, take any and all action necessary to cause any such lien or a claim based on a stop payment notice to be released or discharged immediately therefrom.

**1.8.7.2** If the Contractor fails to furnish to the District within ten (10) calendar days after demand by the District, satisfactory evidence that a lien or a claim based on a stop payment notice has been so released, discharged, or secured, the District may discharge such indebtedness and deduct the amount required therefor, together with any and all losses, costs, damages, and attorney's fees and expense incurred or suffered by District from any sum payable to Contractor under the Contract.

**1.8.8** Nothing contained in this Article, however, shall defeat or impair the rights of persons furnishing materials or labor under any bond given by Contractor for their protection or any rights under any law permitting such protection or any rights under any law permitting such persons to look to funds due Contractor in hands of District (e.g., stop payment notices), and this provision shall be inserted in all subcontracts and material contracts and notice of its provisions shall be given to all persons furnishing material for work when no formal contract is entered into for such material.

**1.8.9** Title to new materials and/or equipment for the Work of this Contract and attendant liability for its protection and safety shall remain with Contractor until incorporated in the Work of this Contract and accepted by District. No part of any materials and/or equipment shall be removed from its place of storage except for immediate installation in the Work of this Contract. Should the District, in its discretion, allow the Contractor to store materials and/or equipment for the Work off-site, Contractor will store said materials and/or equipment at a bonded warehouse and with appropriate insurance coverage at no cost to District. Contractor shall keep an accurate inventory of all materials and/or equipment in a manner satisfactory to District or its authorized representative and shall, at the District's request, forward it to the District.

**1.8.10 [RESERVED]**

**2. [RESERVED]**

**3. ARCHITECT**

**3.1** The Architect shall represent the District during the Project and will observe the progress and quality of the Work on behalf of the District. Architect shall have the authority to act on behalf of District to the extent expressly provided in the Contract Documents and to the extent determined by District. Architect shall have authority to reject materials, workmanship, and/or the Work whenever rejection may be necessary, in Architect's reasonable opinion, to ensure the proper execution of the Contract.

**3.2** Architect shall, with the District and on behalf of the District, determine the amount, quality, acceptability, and fitness of all parts of the Work, and interpret the

Specifications, Drawings, and shall, with the District, interpret all other Contract Documents.

**3.3** Architect shall have all authority and responsibility established by law, including title 24 of the California Code of Regulations.

**3.4** Contractor shall provide District and the Construction Manager with a copy of all written communication between Contractor and Architect at the same time as that communication is made to Architect, including, without limitation, all RFIs, correspondence, submittals, claims, and proposed change orders.

#### **4. CONSTRUCTION MANAGER**

**4.1** If a Construction Manager is used on this Project ("Construction Manager" or "CM"), the Construction Manager will provide administration of the Contract on the District's behalf. After execution of the Contract and Notice to Proceed, all correspondence and/or instructions from Contractor and/or District shall be forwarded through the Construction Manager. The Construction Manager will not be responsible for and will not have control or charge of construction means, methods, techniques, sequences, or procedures or for safety precautions in connection with the Work, which shall all remain the Contractor's responsibility.

**4.2** The Construction Manager, however, will have authority to reject materials and/or workmanship not conforming to the Contract Documents, as determined by the District, the Architect, and/or the Project Inspector. The Construction Manager shall also have the authority to require special inspection or testing of any portion of the Work, whether it has been fabricated, installed, or fully completed. Any decision made by the Construction Manager, in good faith, shall not give rise to any duty or responsibility of the Construction Manager to: the Contractor; any Subcontractor; the Contractor or Subcontractor's respective agents, employees; or other persons performing any of the Work. The Construction Manager shall have free access to any or all parts of Work at any time.

**4.3** If the District does not use a Construction Manager on this Project, all references within the Contract Documents to Construction Manager or CM shall be read as District.

#### **5. INSPECTOR, INSPECTIONS, AND TESTS**

##### **5.1 Project Inspector**

**5.1.1** One or more Project Inspector(s), including special Project Inspector(s), as required, will be assigned to the Work by District, in accordance with requirements of title 24, part 1, of the California Code of Regulations, to enforce the building code and monitor compliance with Plans and Specifications for the Project previously approved by the DSA. Duties of Project Inspector(s) are specifically defined in section 4-342 of said part 1 of title 24.

**5.1.2** No Work shall be carried on except with the knowledge and under the inspection of the Project Inspector(s). The Project Inspector(s) shall have free access to any or all parts of Work at any time. Contractor shall furnish Project Inspector(s) reasonable opportunities for obtaining such information as may be necessary to keep Project Inspector(s) fully informed respecting progress and

manner of work and character of materials, including, but not limited to, submission of form DSA 156 (or the most current version applicable at the time the Work is performed) to the Project Inspector at least 48 hours in advance of the commencement and completion of construction of each and every aspect of the Work. Forms are available on the DSA's website at: <http://www.dgs.ca.gov/dsa/Forms.aspx>. Inspection of Work shall not relieve Contractor from an obligation to fulfill this Contract. Project Inspector(s) and the DSA are authorized to suspend work whenever the Contractor and/or its Subcontractor(s) are not complying with the Contract Documents. Any work stoppage by the Project Inspector(s) and/or DSA shall be without liability to the District. Contractor shall instruct its Subcontractors and employees accordingly.

**5.1.3** If Contractor and/or any Subcontractor requests that the Project Inspector(s) perform any inspection off-site, this shall only be done if it is allowable pursuant to applicable regulations and DSA approval, if the Project Inspector(s) agree to do so, and at the expense of the Contractor.

## **5.2 Tests and Inspections**

**5.2.1** Tests and Inspections shall comply with title 24, part 1, California Code of Regulations, group 1, article 5, section 4-335, and with the provisions of the Specifications.

**5.2.2** The District will select an independent testing laboratory to conduct the tests. Selection of the materials required to be tested shall be by the laboratory or the District's representative and not by the Contractor. The Contractor shall notify the District's representative a sufficient time in advance of its readiness for required observation or inspection.

**5.2.3** The Contractor shall notify the District's representative a sufficient time in advance of the manufacture of material to be supplied under the Contract Documents, which must by terms of the Contract Documents be tested, in order that the District may arrange for the testing of same at the source of supply. This notice shall be provided, at a minimum, seventy-two (72) hours prior to the manufacture of the material that needs to be tested.

**5.2.4** Any material shipped by the Contractor from the source of supply prior to having satisfactorily passed such testing and inspection or prior to the receipt of notice from said representative that such testing and inspection will not be required, shall not be incorporated into and/or onto the Project.

**5.2.5** The District will select the testing laboratory and pay for the cost of all tests and inspections, excepting those inspections performed at Contractor's request and expense. Contractor shall reimburse the District for any and all laboratory costs or other testing costs for any materials found to be not in compliance with the Contract Documents. At the District's discretion, District may elect to deduct laboratory or other testing costs for noncompliant materials from the Contract Price, and such deduction shall not constitute a withholding.

## **5.3 Costs for After Hours and/or Off Site Inspections**

If the Contractor performs Work outside the Inspector's regular working hours or requests the Inspector to perform inspections off Site, costs of any inspections required

outside regular working hours or off Site shall be borne by the Contractor and may be invoiced to the Contractor by the District or the District may deduct those expenses from the next Progress Payment.

## **6. CONTRACTOR**

Contractor shall construct and complete, in a good and workmanlike manner, the Work for the Contract Price including any adjustment(s) to the Contract Price pursuant to provisions herein regarding changes to the Contract Price. Except as otherwise noted, Contractor shall provide and pay for all labor, materials, equipment, permits (excluding DSA), fees, licenses, facilities, transportation, taxes, bonds and insurance, and services necessary for the proper execution and completion of the Work, except as indicated herein.

### **6.1 Status of Contractor**

**6.1.1** Contractor is and shall at all times be deemed to be an independent contractor and shall be wholly responsible for the manner in which it and its Subcontractors perform the services required of it by the Contract Documents. Nothing herein contained shall be construed as creating the relationship of employer and employee, or principal and agent, between the District, or any of the District's employees or agents, and Contractor or any of Contractor's Subcontractors, agents or employees. Contractor assumes exclusively the responsibility for the acts of its agents, and employees as they relate to the services to be provided during the course and scope of their employment. Contractor, its Subcontractors, agents, and its employees shall not be entitled to any rights or privileges of District employees. District shall be permitted to monitor the Contractor's activities to determine compliance with the terms of this Contract.

**6.1.2** As required by law, Contractor and all Subcontractors shall be properly licensed and regulated by the Contractors State License Board, 9821 Business Park Drive, Sacramento, California 95827, <http://www.cslb.ca.gov>.

**6.1.3** As required by law, Contractor and all Subcontractors shall be properly registered as public works contractors by the Department of Industrial Relations at: <https://efiling.dir.ca.gov/PWCR/ActionServlet?action=displayPWCRRegistrationForm> or current URL.

**6.1.4** Contractor represents that Contractor and all Subcontractors shall not be presently debarred, suspended, proposed for disbarment, declared ineligible or excluded pursuant to either Labor Code section 1777.1 or Labor Code section 1777.7.

**6.1.5 [RESERVED]**

**6.1.6** Contractor represents that it has no existing interest and will not acquire any interest, direct or indirect, which could conflict in any manner or degree with the performance of Work required under this Contract and that no person having any such interest shall be employed by Contractor.

**6.1.7 [RESERVED]**

**6.1.8** If Contractor intends to make any change in the name or legal nature of the Contractor's entity, Contractor must first notify the District in writing prior to

making any contemplated change. The District shall determine in writing if Contractor's intended change is permissible while performing this Contract.

*[THE REMAINDER OF THIS PAGE LEFT BLANK INTENTIONALLY]*

## **6.2 Project Inspection Card(s)**

Contractor shall verify that forms DSA 152 (or the current version applicable at the time the Work is performed) are issued for the Project prior to the commencement of construction.

## **6.3 Contractor's Supervision**

**6.3.1** During progress of the Work, Contractor shall keep on the Premises, and at all other locations where any Work related to the Contract is being performed, an experienced and competent project manager and construction superintendent who are employees of the Contractor, to whom the District does not object and at least one of whom shall be fluent in English, written and verbal.

**6.3.2** The project manager and construction superintendent shall both speak fluently the predominant language of the Contractor's employees.

**6.3.3** Before commencing the Work herein, Contractor shall give written notice to District of the name of its project manager and construction superintendent. Neither the Contractor's project manager nor construction superintendent shall be changed except with prior written notice to District. If the Contractor's project manager and/or construction superintendent proves to be unsatisfactory to Contractor, or to District, any of the District's employees, agents, the Construction Manager, or the Architect, the unsatisfactory project manager and/or construction superintendent shall be replaced. However, Contractor shall notify District in writing before any change occurs, but no less than two (2) business days prior. Any replacement of the project manager and/or construction superintendent shall be made promptly and must be satisfactory to the District. The Contractor's project manager and construction superintendent shall each represent Contractor, and all directions given to Contractor's project manager and/or construction superintendent shall be as binding as if given to Contractor.

**6.3.4** Contractor shall give efficient supervision to Work, using its best skill and attention. Contractor shall carefully study and compare all Contract Documents, Drawings, Specifications, and other instructions and shall at once report to District, Construction Manager, and Architect any error, inconsistency, or omission that Contractor or its employees and Subcontractors may discover, in writing, with a copy to District's Project Inspector(s). The Contractor shall have responsibility for discovery of errors, inconsistencies, or omissions.

## **6.4 Duty to Provide Fit Workers**

**6.4.1** Contractor and Subcontractor(s) shall at all times enforce strict discipline and good order among their employees and shall not employ or work any unfit person or anyone not skilled in work assigned to that person. It shall be the responsibility of Contractor to ensure compliance with this requirement. District may require Contractor to permanently remove unfit persons from Project Site.

**6.4.2** Any person in the employ of Contractor or Subcontractor(s) whom District may deem incompetent or unfit shall be excluded from working on the Project and shall not again be employed on the Project except with the prior written consent of District.

**6.4.3** The Contractor shall furnish labor that can work in harmony with all other elements of labor employed or to be employed in the Work.

**6.4.4 Fingerprinting.** Contractor shall comply with the provisions of Education Code section 45125.2 regarding the submission of employee fingerprints to the California Department of Justice and the completion of criminal background investigations of its employees, its subcontractor(s), and its subcontractors' employees. Contractor shall not permit any employee to have any contact with District pupils until such time as Contractor has verified in writing to the governing board of the District, (A) that such employee has not been convicted of a violent or serious felony, as defined in Education Code section 45122.1 and/or (B) that the prohibition does not apply to an employee as provided by Education Code section 45125.1(e)(2) or (3). Contractor shall fully complete and perform all tasks required pursuant to the Criminal Background Investigation/ Fingerprinting Certification.

**6.5 Field Office**

**6.5.1** Contractor shall provide a temporary office on the Site for the District's use exclusively, during the term of the Contract.

**6.6 Purchase of Materials and Equipment**

The Contractor is required to order, obtain, and store materials and equipment sufficiently in advance of its Work at no additional cost or advance payment from District to assure that there will be no delays.

**6.7 Documents on Work**

**6.7.1** Contractor shall at all times keep on the Site, or at another location as the District may authorize in writing, one legible copy of all Contract Documents, including Addenda and Change Orders, and Titles 19 and 24 of the California Code of Regulations, the specified edition(s) of the Uniform Building Code, all approved Drawings, Plans, Schedules, and Specifications, and all codes and documents referred to in the Specifications, and made part thereof. These documents shall be kept in good order and available to District, Construction Manager, Architect, Architect's representatives, the Project Inspector(s), and all authorities having jurisdiction. Contractor shall be acquainted with and comply with the provisions of these titles as they relate to this Project. (See particularly the duties of Contractor, Title 24, Part 1, California Code of Regulations, section 4-343.) Contractor shall also be acquainted with and comply with all California Code of Regulations provisions relating to conditions on this Project, particularly Titles 8 and 17. Contractor shall coordinate with Architect and Construction Manager and shall submit its verified report(s) according to the requirements of Title 24.

**6.7.2 Daily Job Reports.**

**6.7.2.1** Contractor shall maintain, at a minimum, at least one (1) set of Daily Job Reports on the Project. These must be prepared by the Contractor's employee(s) who are present on Site, and must include, at a minimum, the following information:

**6.7.2.1.1** A brief description of all Work performed on that day.

- 6.7.2.1.2** A summary of all other pertinent events and/or occurrences on that day.
- 6.7.2.1.3** The weather conditions on that day.
- 6.7.2.1.4** A list of all Subcontractor(s) working on that day, including DIR registration numbers.
- 6.7.2.1.5** A list of each Contractor employee working on that day and the total hours worked for each employee.
- 6.7.2.1.6** A complete list of all equipment on Site that day, whether in use or not.
- 6.7.2.1.7** A complete list of all materials, supplies, and equipment delivered on that day.
- 6.7.2.1.8** A complete list of all inspections and tests performed on that day.

**6.7.2.2** Each day Contractor shall provide a copy of the previous day's Daily Job Report to the District or the Construction Manager.

## **6.8 Preservation of Records**

Contractor shall maintain, and District shall have the right to inspect, Contractor's financial records for the Project, including, without limitation, Job Cost Reports for the Project in compliance with the criteria set forth herein. The District shall have the right to examine and audit all Daily Job Reports or other Project records of Contractor's project manager(s), project superintendent(s), and/or project foreperson(s), all certified payroll records and/or related documents including, without limitation, Job Cost Reports, payroll, payment, timekeeping and tracking documents; all books, estimates, records, contracts, documents, bid documents, bid cost data, subcontract job cost reports, and other data of the Contractor, any Subcontractor, and/or supplier, including computations and projections related to bidding, negotiating, pricing, or performing the Work or Contract modification, in order to evaluate the accuracy, completeness, and currency of the cost, manpower, coordination, supervision, or pricing data at no additional cost to the District. These documents may be duplicative and/or be in addition to any Bid Documents held in escrow by the District. The Contractor shall make available at its office at all reasonable times the materials described in this paragraph for the examination, audit, or reproduction until three (3) years after final payment under this Contract. Notwithstanding the provisions above, Contractor shall provide any records requested by any governmental agency, if available, after the time set forth above.

## **6.9 Integration of Work**

**6.9.1** Contractor shall do all cutting, fitting, patching, and preparation of Work as required to make its several parts come together properly, to fit it to receive or be received by work of other contractors, and to coordinate tolerances to various pieces of work, showing upon, or reasonably implied by, the Drawings and Specifications for the completed structure, and shall conform them as District and/or Architect may direct.

**6.9.2** Contractor shall make its own layout of lines and elevations and shall be responsible for the accuracy of both Contractor's and Subcontractors' work resulting therefrom.

**6.9.3** Contractor and all Subcontractors shall take all field dimensions required in performance of the Work, and shall verify all dimensions and conditions on the



Site. All dimensions affecting proper fabrication and installation of all Work must be verified prior to fabrication by taking field measurements of the true conditions. If there are any discrepancies between dimensions in drawings and existing conditions which will affect the Work, Contractor shall bring such discrepancies to the attention of the District and Architect for adjustment before proceeding with the Work. In doing so, it is recognized that Contractor is not acting in the capacity of a licensed design professional, and that Contractor's examination is made in good faith to facilitate construction and does not create an affirmative responsibility of a design professional to detect errors, omissions or inconsistencies in the Contract Documents or to ascertain compliance with applicable laws, building codes or regulations. However, nothing in this provision shall abrogate Contractor's responsibilities for discovering and reporting any error, inconsistency, or omission pursuant to the Contract within the Contractor's standard of care including, without limitation, any applicable laws, ordinance, rules, or regulations. Following receipt of written notice from Contractor, the District and/or Architect shall inform Contractor what action, if any, Contractor shall take with regard to such discrepancies.

**6.9.4** All costs caused by noncompliant, defective, or delayed Work shall be borne by Contractor, inclusive of repair work. Schedule delays resulting from unauthorized work shall be Contractor's responsibility.

**6.9.5** Contractor shall not endanger any work performed by it or anyone else by cutting, excavating, or otherwise altering work and shall not cut or alter work of any other contractor except with consent of District.

## **6.10 Notifications**

**6.10.1** Contractor shall notify the Architect and Project Inspector, in writing, of the commencement of construction of each and every aspect of the Work at least 48 hours in advance by submitting form DSA 156 (or the most current version applicable at the time the Work is performed) to the Project Inspector. Forms are available on the DSA's website at: <http://www.dgs.ca.gov/dsa/Forms.aspx>.

**6.10.2** Contractor shall notify the Architect and Project Inspector, in writing, of the completion of construction of each and every aspect of the Work at least 48 hours in advance by submitting form DSA 156 (or current version) to the Project Inspector.

## **6.11 Obtaining of Permits, Licenses and Registrations**

**6.11.1** Contractor shall secure and pay for all permits (except DSA), licenses, registrations, approvals and certificates necessary for prosecution of Work, including but not limited to those listed in the Special Conditions, if any, before the date of the commencement of the Work or before the permits, licenses, registrations, approvals and certificates are legally required to continue the Work without interruption. The Contractor shall obtain and pay, only when legally required, for all licenses, registrations, approvals, permits, inspections, and inspection certificates required to be obtained from or issued by any authority having jurisdiction over any part of the Work included in the Contract. All final permits, licenses, registrations, approvals and certificates shall be delivered to District before demand is made for final payment.

**6.11.2** General Permit For Storm Water Discharges Associated With Construction and Land Disturbance Activities.

**6.11.2.1** Contractor acknowledges that all California school districts are obligated to develop and implement the following requirements for the discharge of storm water to surface waters from its construction and land disturbance activities pursuant to the Clean Water Act and Porter Cologne Water Quality Act. District has determined that the construction of this Project requires enrollment in the Construction Storm Water Permit. District has filed certain submittals referred to as Permit Registration Documents ("PRDS") with the Regional Water Control Board ("Storm Water Pollution Prevention Plan" or "SWPPP").

**6.11.2.2** Contractor shall comply with any District SWPPP that is approved by the District and applicable to the Project, at no additional cost to the District. Contractor shall pay any fees and any penalties that may imposed by a regulatory agency for its non-compliance with the SWPPP during the course of Work.

**6.11.2.3** Contractor shall provide a Qualified Storm Water Practitioner ("QSP") at no additional cost to the District, who shall be onsite and implement and monitor any and all SWPPP requirements applicable to the Project, including but not limited to:

**6.11.2.3.1** All required visual observations, sampling, analysis, reporting and record keeping, including any Numeric Action Levels ("NALs"), if applicable;

**6.11.2.3.2** Rain Event Action Plan ("REAP") at least forty eight (48) hours prior to any forecasted rain event requiring implementation of the REAP, including any erosion and sediment control measures needed to protect all exposed portions of the site, if applicable;

**6.11.2.3.3** Active Treatment System ("ATS"), if applicable; and

**6.11.2.3.4** Best management practices ("BMPs").

**6.12** **Royalties and Patents**

**6.12.1** Contractor shall obtain and pay, only when legally required, all royalties and license fees necessary for prosecution of Work before the earlier of the date of the commencement of the Work or the date that the license is legally required to continue the Work without interruption. Contractor shall defend suits or claims of infringement of patent, copyright, or other rights and shall hold the District, the Architect, and the Construction Manager harmless and indemnify them from loss on account thereof except when a particular design, process, or make or model of product is required by the Contract Documents. However, if the Contractor has reason to believe that the required design, process, or product is an infringement of a patent or copyright, the Contractor shall indemnify and defend the District, Architect and Construction Manager against any loss or damage unless the Contractor promptly informs the District of its information.

**6.12.2** The review by the District or Architect of any method of construction, invention, appliance, process, article, device, or material of any kind shall be only its

adequacy for the Work and shall not approve use by the Contractor in violation of any patent or other rights of any person or entity.

**6.13 Work to Comply With Applicable Laws and Regulations**

**6.13.1** Contractor shall give all notices and comply with the following specific laws, ordinances, rules, and regulations and all other applicable laws, ordinances, rules, and regulations bearing on conduct of Work as indicated and specified, including but not limited to the appropriate statutes and administrative code sections. If Contractor observes that Drawings and Specifications are at variance therewith, or should Contractor become aware of the development of conditions not covered by Contract Documents that may result in finished Work being at variance therewith, Contractor shall promptly notify District in writing and any changes deemed necessary by District shall be made as provided in Contract for changes in Work.

**6.13.1.1** National Electrical Safety Code, U. S. Department of Commerce

**6.13.1.2** National Board of Fire Underwriters' Regulations

**6.13.1.3** International Building Code, latest addition, and the California Code of Regulations, title 24, and other amendments

**6.13.1.4** Manual of Accident Prevention in Construction, latest edition, published by A.G.C. of America

**6.13.1.5** Industrial Accident Commission's Safety Orders, State of California

**6.13.1.6** Regulations of the State Fire Marshall (title 19, California Code of Regulations) and Pertinent Local Fire Safety Codes

**6.13.1.7** Americans with Disabilities Act

**6.13.1.8** Education Code of the State of California

**6.13.1.9** Government Code of the State of California

**6.13.1.10** Labor Code of the State of California, division 2, part 7, Public Works and Public Agencies

**6.13.1.11** Public Contract Code of the State of California

**6.13.1.12** California Art Preservation Act

**6.13.1.13** U. S. Copyright Act

**6.13.1.14** U. S. Visual Artists Rights Act

**6.13.2** Contractor shall comply with all applicable mitigation measures, if any, adopted by any public agency with respect to this Project pursuant to the California Environmental Quality Act (Public Resources Code section 21000 et seq.).

**6.13.3** If Contractor performs any Work that it knew, or through exercise of reasonable care should have known, to be contrary to any applicable laws, ordinance, rules, or regulations, Contractor shall bear all costs arising therefrom and arising from the correction of said Work.

**6.13.4** Where Specifications or Drawings state that materials, processes, or procedures must be approved by the DSA, State Fire Marshall, or other body or agency, Contractor shall be responsible for satisfying requirements of such bodies or agencies applicable at the time the Work is performed, and as determined by those bodies or agencies.

**6.13.5 [RESERVED]**

**6.14 Safety/Protection of Persons and Property**

**6.14.1** The Contractor will be solely and completely responsible for conditions of the Site, including safety of all persons and property during performance of the Work. This requirement will apply continuously and not be limited to normal working hours.

**6.14.2** The wearing of hard hats will be mandatory at all times for all personnel on Site. Contractor shall supply sufficient hard hats to properly equip all employees and visitors.

**6.14.3** Any construction review of the Contractor's performance is not intended to include review of the adequacy of the Contractor's safety measures in, on, or near the Site.

**6.14.4** Implementation and maintenance of safety programs shall be the sole responsibility of the Contractor.

**6.14.5** The Contractor shall furnish to the District a copy of the Contractor's safety plan within the time frame indicated in the Contract Documents and specifically adapted for the Project.

**6.14.6** Contractor shall be responsible for all damages to persons or property that occur as a result of its fault or negligence in connection with the prosecution of this Contract and shall take all necessary measures and be responsible for the proper care and completion and final acceptance by District. All Work shall be solely at Contractor's risk with the exception of damage to the Work caused by "acts of God" as defined in Public Contract Code section 7105.

**6.14.7** Contractor shall take, and require Subcontractors to take, all necessary precautions for safety of workers on the Project and shall comply with all applicable federal, state, local, and other safety laws, standards, orders, rules, regulations, and building codes to prevent accidents or injury to persons on, about, or adjacent to premises where Work is being performed and to provide a safe and healthful place of employment. Contractor shall furnish, erect, and properly maintain at all times, all necessary safety devices, safeguards, construction canopies, signs, nets, barriers, lights, and watchmen for protection of workers and the public and shall post danger signs warning against hazards created by such features in the course of construction.

**6.14.8** Hazards Control – Contractor shall store volatile wastes in covered metal containers and remove them from the Site daily. Contractor shall prevent accumulation of wastes that create hazardous conditions. Contractor shall provide adequate ventilation during use of volatile or noxious substances.

**6.14.9** Contractor shall designate a responsible member of its organization on the Project, whose duty shall be to post information regarding protection and obligations of workers and other notices required under occupational safety and health laws, to comply with reporting and other occupational safety requirements, and to protect the life, safety, and health of workers. Name and position of person so designated shall be reported to District by Contractor.

**6.14.10** Contractor shall correct any violations of safety laws, rules, orders, standards, or regulations. Upon the issuance of a citation or notice of violation by the Division of Occupational Safety and Health, Contractor shall correct such violation promptly.

**6.14.11** Contractor shall comply with any District storm water requirements that are approved by the District and applicable to the Project, at no additional cost to the District.

**6.14.12** In an emergency affecting safety of life or of work or of adjoining property, Contractor, without special instruction or authorization, shall act, at its discretion, to prevent such threatened loss or injury. Any compensation claimed by Contractor on account of emergency work shall be determined by agreement.

**6.14.13** All salvage materials will become the property of the Contractor and shall be removed from the Site unless otherwise called for in the Contract Documents. However, the District reserves the right to designate certain items of value that shall be turned over to the District unless otherwise directed by District.

**6.14.14** All connections to public utilities and/or existing on-site services, including, without limitation, internet, phone and data connections, shall be made and maintained in such a manner as to not interfere with the continuing use of same by the District during the entire progress of the Work.

**6.14.15** Contractor shall provide such heat, covering, and enclosures as are necessary to protect all Work, materials, equipment, appliances, and tools against damage by weather conditions, such as extreme heat, cold, rain, snow, dry winds, flooding, or dampness.

**6.14.16** The Contractor shall protect and preserve the Work from all damage or accident, providing any temporary roofs, window and door coverings, boxings, or other construction as required by the Architect. The Contractor shall be responsible for existing structures, walks, roads, trees, landscaping, and/or improvements in working areas; and shall provide adequate protection therefore. If temporary removal is necessary of any of the above items, or damage occurs due to the Work, the Contractor shall replace same at his expense with same kind, quality, and size of Work or item damaged. This shall include any adjoining property of the District and others.

**6.14.17** Contractor shall take adequate precautions to protect existing roads, sidewalks, curbs, pavements, utilities, adjoining property, and structures (including,

without limitation, protection from settlement or loss of lateral support), and to avoid damage thereto, and repair any damage thereto caused by construction operations.

**6.14.18** Contractor shall confine apparatus, the storage of materials, and the operations of workers to limits indicated by law, ordinances, permits, or directions of Architect, and shall not interfere with the Work or unreasonably encumber Premises or overload any structure with materials. Contractor shall enforce all instructions of District and Architect regarding signs, advertising, fires, and smoking, and require that all workers comply with all regulations while on Project Site.

**6.14.19** Contractor, Contractor's employees, Subcontractors, Subcontractors' employees, or any person associated with the Work shall conduct themselves in a manner appropriate for a school site. No verbal or physical contact with neighbors, students, and faculty, profanity, or inappropriate attire and/or logos, or behavior will be permitted. District may require Contractor to temporarily or permanently remove non-complying persons from Project Site.

**6.14.20** Contractor shall take care to prevent disturbing or covering any survey markers, monuments, or other devices marking property boundaries or corners. If such markers are disturbed, Contractor shall have a civil engineer, registered as a professional engineer in California, replace them at no cost to District.

**6.14.21** In the event that the Contractor enters into any agreement with owners of any adjacent property to enter upon the adjacent property for the purpose of performing the Work, Contractor shall fully indemnify, defend, and hold harmless each person, entity, firm, or agency that owns or has any interest in adjacent property. The form and content of the agreement of indemnification shall be approved by the District prior to the commencement of any Work on or about the adjacent property. The Contractor shall also indemnify the District as provided in the indemnification provision herein. These provisions shall be in addition to any other requirements of the owners of the adjacent property.

## **6.15 Working Evenings and Weekends**

Contractor may be required to work increased hours, evenings, and/or weekends at no additional cost to the District. Contractor shall give the District seventy-two (72) hours' notice prior to performing any evening and/or weekend work. Contractor shall perform all evening and/or weekend work only upon District's approval and in compliance with all applicable rules, regulations, laws, and local ordinances including, without limitation, all noise and light limitations. Contractor shall reimburse the District for any increased or additional Inspector charges as a result of Contractor's increased hours, or evening and/or weekend work.

## **6.16 Cleaning Up**

**6.16.1** The Contractor shall provide all services, labor, materials, and equipment necessary for protecting and securing the Work, all school occupants, furnishings, equipment, and building structure from damage until its completion and final acceptance by District. Dust barriers shall be provided to isolate dust and dirt from construction operations. At completion of the Work and portions thereof, Contractor shall clean to the original state any areas beyond the Work area that become dust laden as a result of the Work. The Contractor must erect the necessary warning signs and barricades to ensure the safety of all school occupants. The Contractor at

all times must maintain good housekeeping practices to reduce the risk of fire damage and must make a fire extinguisher, fire blanket, and/or fire watch, as applicable, available at each location where cutting, braising, soldering, and/or welding is being performed or where there is an increased risk of fire.

**6.16.2** Contractor at all times shall keep Premises, including property immediately adjacent thereto, free from debris such as waste, rubbish (including personal rubbish of workers, e.g., food wrappers, etc.), and excess materials and equipment caused by the Work. Contractor shall not leave debris under, in, or about the Premises (or surrounding property or neighborhood), but shall promptly remove same from the Premises on a daily basis. If Contractor fails to clean up, District may do so and the cost thereof shall be charged to Contractor. If Contract is for work on an existing facility, Contractor shall also perform specific clean-up on or about the Premises upon request by the District as it deems necessary for continued operations. Contractor shall comply with all related provisions of the Specifications.

**6.16.3** If the Construction Manager, Architect, or District observes the accumulation of trash and debris, the District will give the Contractor a 24-hour written notice to mitigate the condition.

**6.16.4** Should the Contractor fail to perform the required clean-up, or should the clean-up be deemed unsatisfactory by the District, the District may, at its sole discretion, then perform the clean-up. All cost associated with the clean-up work (including all travel, payroll burden, and costs for supervision) will be deducted from the Contract Price.

#### **6.17 No Relief from Obligations Based on Review by Other Persons**

**6.17.1** Contractor shall not be relieved of obligations to perform the Work in accordance with the Contract Documents by act or omission of the District, Architect, Construction Manager, Project Inspector, or DSA or other entities having jurisdiction including, but not limited to, administration of the Contract, review of submittals, or by tests, observation, inspection, or permit/interconnection approvals.

### **7. SUBCONTRACTORS**

**7.1** Contractor shall provide the District with information for all Subcontracts as indicated in the Contractor's Submittals and Schedules Section herein.

**7.2** No contractual relationship exists between the District and any Subcontractor, supplier, or sub-subcontractor by reason of this Contract.

**7.3** Contractor agrees to bind every Subcontractor by terms of this Contract as far as those terms that are applicable to Subcontractor's work including, without limitation, all labor, wage & hour, apprentice and related provisions and requirements. If Contractor shall subcontract any part of this Contract, Contractor shall be as fully responsible to District for acts and omissions of any Subcontractor and of persons either directly or indirectly employed by any Subcontractor, including Subcontractor caused Project delays, as it is for acts and omissions of persons directly employed by Contractor. The divisions or sections of the Specifications and/or the arrangement of the drawings are not intended to control the Contractor in dividing the Work among Subcontractors or limit the work performed by any trade.

**7.4** District's consent to, or approval of, or failure to object to, any Subcontractor under this Contract shall not in any way relieve Contractor of any obligations under this Contract and no such consent shall be deemed to waive any provisions of this Contract.

**7.5** Contractor is directed to familiarize itself with sections 4100 through 4114 of the Public Contract Code of the State of California, as regards subletting and subcontracting, and to comply with all applicable requirements therein. In addition, Contractor is directed to familiarize itself with sections 1720 through 1861 of the Labor Code of the State of California, as regards the payment of prevailing wages and related issues, and to comply with all applicable requirements therein including, without limitation, section 1775 and the Contractor's and Subcontractors' obligations and liability for violations of prevailing wage law and other applicable laws.

**7.6** No Contractor whose Bid is accepted shall, without consent of the awarding authority and in full compliance with section 4100 et seq. of the Public Contract Code, including, without limitation, sections 4107, 4107.5, and 4109 of the Public Contract Code, and section 1771.1 of the Labor Code, either:

**7.6.1** Substitute any person as a Subcontractor in place of the Subcontractor designated in the original Bid; or

**7.6.2** Permit any Subcontract to be assigned or transferred, or allow any portion of the Work to be performed by anyone other than the original Subcontractor listed in the Bid; or

**7.6.3** Sublet or subcontract any portion of the Work in excess of one-half of one percent (0.5%) of the Contractor's total bid as to which his original bid did not designate a Subcontractor.

**7.7** The Contractor shall be responsible for the coordination of the trades, Subcontractors, sub-subcontractors, and material or equipment suppliers working on the Project.

**7.7.1** If the Contract is valued at \$1 million or more and uses, or plans to use, state bond funds, then Contractor is responsible for ensuring that first tier Subcontractors holding C-4, C-7, C-10, C-16, C-20, C-34, C-36, C-38, C-42, C-43, and/or C-46 licenses are prequalified by the District to work on the Project pursuant to Public Contract Code section 20111.6.

**7.7.2** Contractor is responsible for ensuring that all Subcontractors are properly registered as public works contractors by the Department of Industrial Relations.

**7.8** Contractor is solely responsible for settling any differences between the Contractor and its Subcontractor(s) or between Subcontractors.

**7.9** Contractor must include in all of its subcontracts the assignment provisions as indicated in the Termination section of these General Conditions.

## **8. OTHER CONTRACTS/CONTRACTORS**

**8.1** District reserves the right to let other contracts, and/or to perform work with its own forces, in connection with the Project. Contractor shall afford other contractors reasonable opportunity for introduction and storage of their materials and execution of



their work and shall properly coordinate and connect Contractor's Work with the work of other contractors.

**8.2** In addition to Contractor's obligation to protect its own Work, Contractor shall protect the work of any other contractor that Contractor encounters while working on the Project.

**8.3** If any part of Contractor's Work depends for proper execution or results upon work of District or any other contractor, the Contractor shall inspect and, before proceeding with its Work, promptly report to the District in writing any defects in District's or any other contractor's work that render Contractor's Work unsuitable for proper execution and results. Contractor shall be held accountable for damages to District for District's or any other contractor's work that Contractor failed to inspect or should have inspected. Contractor's failure to inspect and report shall constitute Contractor's acceptance of all District's or any other contractor's work as fit and proper for reception of Contractor's Work, except as to defects that may develop in District's or any other contractor's work after execution of Contractor's Work and not caused by execution of Contractor's Work.

**8.4** To ensure proper execution of its subsequent work, Contractor shall measure and inspect work already in place and shall at once report to the District in writing any discrepancy between that executed work and the Contract Documents.

**8.5** Contractor shall ascertain to its own satisfaction the scope of the Project and nature of District's or any other contracts that have been or may be awarded by District in prosecution of the Project to the end that Contractor may perform this Contract in light of the other contracts, if any.

**8.6** Nothing herein contained shall be interpreted as granting to Contractor exclusive occupancy of the Site, the Premises, or of the Project. Contractor shall not cause any unnecessary hindrance or delay to the use and/or operation(s) of the Premises and/or to District or any other contractor working on the Project. If simultaneous execution of any contract or Premises operation is likely to cause interference with performance of Contractor's Contract, Contractor shall coordinate with those contractor(s), person(s), and/or entity(s) and shall notify the District of the resolution.

## **9. DRAWINGS AND SPECIFICATIONS**

**9.1** A complete list of all Drawings that form a part of the Contract is to be found as an index on the Drawings themselves, and/or may be provided to the Contractor and/or in the Table of Contents.

**9.2** Materials or Work described in words that so applied have a well-known technical or trade meaning shall be deemed to refer to recognized standards, unless noted otherwise.

**9.3 Trade Name or Trade Term.** It is not the intention of this Contract to go into detailed descriptions of any materials and/or methods commonly known to the trade under "trade name" or "trade term." The mere mention or notation of "trade name" or "trade term" shall be considered a sufficient notice to Contractor that it will be required to complete the work so named, complete, finished, and operable, with all its appurtenances, according to the best practices of the trade.

**9.4** The naming of any material and/or equipment shall mean furnishing and installing of same, including all incidental and accessory items thereto and/or labor therefor, as per best practices of the trade(s) involved, unless specifically noted otherwise.

**9.5** Contract Documents are complementary, and what is called for by one shall be binding as if called for by all. As such, Drawings and Specifications are intended to be fully cooperative and to agree. However, if Contractor observes that Drawings and Specifications are in conflict with the Contract Documents, Contractor shall promptly notify District and Architect in writing, and any necessary changes shall be made as provided in the Contract Documents.

**9.6** In the case of discrepancy or ambiguity in the Contract Documents, the order of precedence in the Agreement shall prevail. However, in the case of discrepancy or ambiguity solely between and among the Drawings and Specifications, the discrepancy or ambiguity shall be resolved in favor of the interpretation that will provide District with the functionally complete and operable Project described in the Drawings and Specifications. In case of ambiguity, conflict, or lack of information, District will furnish clarifications with reasonable promptness.

**9.7** Drawings and Specifications are intended to comply with all laws, ordinances, rules, and regulations of constituted authorities having jurisdiction, and where referred to in the Contract Documents, the laws, ordinances, rules, and regulations shall be considered as a part of the Contract within the limits specified. Contractor shall bear all expense of correcting work done contrary to said laws, ordinances, rules, and regulations.

**9.8** As required by Section 4-317(c), Part 1, Title 24, CCR: "Should any existing conditions such as deterioration or non-complying construction be discovered which is not covered by the DSA-approved documents wherein the finished work will not comply with Title 24, California Code of Regulations, a construction change document, or a separate set of plans and specifications, detailing and specifying the required repair work shall be submitted to and approved by DSA before proceeding with the repair work."

**9.9 Ownership of Drawings**

All copies of Plans, Drawings, Designs, Specifications, and copies of other incidental architectural and engineering work, or copies of other Contract Documents furnished by District, are the property of District. They are not to be used by Contractor in other work and, with the exception of signed sets of Contract Documents, are to be returned to District on request at completion of Work, or may be used by District as it may require without any additional costs to District. Neither the Contractor nor any Subcontractor, or material or equipment supplier shall own or claim a copyright in the Drawings, Specifications, and other documents prepared by the Architect. District hereby grants the Contractor, Subcontractors, sub-subcontractors, and material or equipment suppliers a limited license to use applicable portions of the Drawings prepared for the Project in the execution of their Work under the Contract Documents.

**10. CONTRACTOR'S SUBMITTALS AND SCHEDULES**

Contractor's submittals shall comply with the provisions and requirements of the Specifications including, without limitation Submittals.

**10.1 Schedule of Work, Schedule of Submittals, and Schedule of Values**

**10.1.1** Within **TEN (10)** calendar days after the date of the Notice to Proceed (unless otherwise specified in the Specifications), the Contractor shall prepare and submit to the District for review, in a form supported by sufficient data to substantiate its accuracy as the District may require:

**10.1.1.1** Preliminary Schedule. A preliminary schedule of construction indicating the starting and completion dates of the various stages of the Work, including any information and following any form as may be specified in the Specifications. Once approved by District, this shall become the Construction Schedule. This schedule shall include and identify all tasks that are on the Project's critical path with a specific determination of the start and completion of each critical path task as well as all Contract milestones and each milestone's completion date(s) as may be required by the District.

**10.1.1.1.1** The District is not required to approve a preliminary schedule of construction with early completion, i.e., one that shows early completion dates for the Work and/or milestones. Contractor shall not be entitled to extra compensation if the District approves a Construction Schedule with an early completion date and Contractor completes the Project beyond the date shown in the schedule but within the Contract Time. A Construction Schedule showing the Work completed in less than the Contract Time, the time between the early completion date and the end of the Contract Time shall be Float.

**10.1.1.2** Preliminary Schedule of Values. A preliminary schedule of values for all of the Work, which must include quantities and prices of items aggregating the Contract Price and must subdivide the Work into component parts in sufficient detail to serve as the basis for progress payments during construction. Unless the Special Conditions contain different limits, this preliminary schedule of values shall include, at a minimum, the following information and the following structure:

**10.1.1.2.1** Divided into at least the following categories:

- 10.1.1.2.1.1** Overhead and profit;
- 10.1.1.2.1.2** Supervision;
- 10.1.1.2.1.3** General conditions;
- 10.1.1.2.1.4** Layout;
- 10.1.1.2.1.5** Mobilization;
- 10.1.1.2.1.6** Submittals;
- 10.1.1.2.1.7** Bonds and insurance;
- 10.1.1.2.1.8** Close-out/Certification documentation;
- 10.1.1.2.1.9** Demolition;
- 10.1.1.2.1.10** Installation;
- 10.1.1.2.1.11** Rough-in;
- 10.1.1.2.1.12** Finishes;
- 10.1.1.2.1.13** Testing;
- 10.1.1.2.1.14** Punchlist and District acceptance.

**10.1.1.2.2** And also divided by each of the following areas:

- 10.1.1.2.2.1** Site work;
- 10.1.1.2.2.2** By each building;
- 10.1.1.2.2.3** By each floor.

**10.1.1.2.3** The preliminary schedule of values shall not provide for values any greater than the following percentages of the Contract value:

- 10.1.1.2.3.1** Mobilization and layout combined to equal not more than 1%;
- 10.1.1.2.3.2** Submittals, samples and shop drawings combined to equal not more than 3%;
- 10.1.1.2.3.3** Bonds and insurance combined to equal not more than 2%.
- 10.1.1.2.3.4** Closeout documentation shall have a value in the preliminary schedule of not less than 5%.

**10.1.1.2.4** Notwithstanding any provision of the Contract Documents to the contrary, payment of the Contractor's overhead, supervision, general conditions costs, and profit, as reflected in the Cost Breakdown, shall be paid based on percentage complete, with the disbursement of Progress Payments and the Final Payment.

**10.1.1.2.5** Contractor shall certify that the preliminary schedule of values as submitted to the District is accurate and reflects the costs as developed in preparing Contractor's bid. For example, without limiting the foregoing, Contractor shall not "front-load" the preliminary schedule of values with dollar amounts greater than the value of activities performed early in the Project.

**10.1.1.2.6** The preliminary schedule of values shall be subject to the District's review and approval of the form and content thereof. In the event that the District objects to any portion of the preliminary schedule of values, the District shall notify the Contractor, in writing, of the District's objection(s) to the preliminary schedule of values. Within five (5) calendar days of the date of the District's written objection(s), Contractor shall submit a revised preliminary schedule of values to the District for review and approval. The foregoing procedure for the preparation, review and approval of the preliminary schedule of values shall continue until the District has approved the entirety of the preliminary schedule of values.

**10.1.1.2.7** Once the preliminary schedule of values is approved by the District, this shall become the Schedule of Values. The Schedule of Values shall not be thereafter modified or amended by the Contractor without the prior consent and approval of the District, which may be granted or withheld in the sole discretion of the District.

**10.1.1.3 Preliminary Schedule of Submittals.** A preliminary schedule of submittals, including Shop Drawings, Product Data, and Samples submittals. Once approved by District, this shall become the Submittal Schedule. All submittals shall be forwarded to the District by the date indicated on the approved Submittal Schedule, unless an earlier date is necessary to maintain the Construction Schedule, in which case those submittals shall be forwarded to the District so as not to delay the Construction Schedule. Upon request by the District, Contractor shall provide an electronic copy of all submittals to the

District. All submittals shall be submitted no later than 90 days after the Notice to Proceed.

**10.1.1.4 Safety Plan.** Contractor's Safety Plan specifically adapted for the Project. Contractor's Safety Plan shall comply with the following requirements:

**10.1.1.4.1** All applicable requirements of California Division of Occupational Safety and Health ("CalOSHA") and/or of the United States Occupational Safety and Health Administration ("OSHA").

**10.1.1.4.2** All provisions regarding Project safety, including all applicable provisions in these General Conditions.

**10.1.1.4.3** Contractor's Safety Plan shall be in English and in the language(s) of the Contractor's and its Subcontractors' employees.

**10.1.1.5 Complete Registered Subcontractors List.** The name, address, telephone number, facsimile number, California State Contractors License number, classification, DIR registration number and monetary value of all Subcontracts of any tier for parties furnishing labor, material, or equipment for completion of the Project.

**10.1.2** Contractor must provide all schedules both in hard copy and electronically, in a format (e.g., Microsoft Project or Primavera) approved in advance by the District.

**10.1.3** The District will review the schedules submitted and the Contractor shall make changes and corrections in the schedules as requested by the District and resubmit the schedules until approved by the District.

**10.1.4** The District shall have the right at any time to revise the schedule of values if, in the District's sole opinion, the schedule of values does not accurately reflect the value of the Work performed.

**10.1.5** All schedules must be approved by the District before Contractor can rely on them as a basis for payment.

## **10.2 Monthly Progress Schedule(s)**

**10.2.1** Contractor shall provide Monthly Progress Schedule(s) to the District. A Monthly Progress Schedule shall update the approved Construction Schedule or the last Monthly Progress Schedule, showing all work completed and to be completed as well as updating the Registered Subcontractors List. The monthly Progress Schedule shall be sent within the timeframe requested by the District and shall be in a format acceptable to the District and contain a written narrative of the progress of work that month and any changes, delays, or events that may affect the work. The process for District approval of the Monthly Progress Schedule shall be the same as the process for approval of the Construction Schedule.

**10.2.2** Contractor shall submit Monthly Progress Schedule(s) with all payment applications.

**10.2.3** Contractor must provide all schedules both in hard copy and electronically, in a format (e.g., Microsoft Project or Primavera) approved in advance by the District.

**10.2.4** The District will review the schedules submitted and the Contractor shall make changes and corrections in the schedules as requested by the District and resubmit the schedules until approved by the District.

**10.2.5** The District shall have the right at any time to revise the schedule of values if, in the District's sole opinion, the schedule of values does not accurately reflect the value of the Work performed.

**10.2.6** All schedules must be approved by the District before Contractor can rely on them as a basis for payment.

### **10.3 Material Safety Data Sheets (MSDS)**

Contractor is required to ensure Material Safety Data Sheets are available in a readily accessible place at the Site for any material requiring a Material Safety Data Sheet per the federal "Hazard Communication" standard, or employees' "right to know" law. The Contractor is also required to ensure proper labeling on substances brought onto the job site and that any person working with the material or within the general area of the material is informed of the hazards of the substance and follows proper handling and protection procedures. Two additional copies of the Material Safety Data Sheets shall also be submitted directly to the District.

### **10.4 Submittals**

**10.4.1** Architect's favorable review shall neither be construed as a complete check nor relieve the Contractor, Subcontractor, manufacturer, fabricator, or supplier from responsibility for any deficiency that may exist or from any departures or deviations from the requirements of the Contract Documents unless the Contractor has, in writing, called Architect's attention to the deviations at the time of submission and the Architect has given specific written response. "Favorable review" shall mean merely that Architect has no objection to Contractor using, upon Contractor's own full responsibility, plan or method of Work proposed, or furnishing materials or equipment proposed.

## **11. SITE ACCESS, CONDITIONS, AND REQUIREMENTS**

### **11.1 Site Investigation**

Before bidding on this Work, Contractor shall make a careful investigation of the Site and thoroughly familiarize itself with the requirements of the Contract. By the act of submitting a bid for the Work included in this Contract, Contractor shall be deemed to have made a complete study and investigation, and to be familiar with and accepted the existing conditions of the Site.

Prior to commencing the Work, Contractor and the District's representative shall survey the Site to document the condition of the Site. Contractor will record the survey in digital videotape format and provide an electronic copy to the District within fourteen (14) days of the survey. This electronic record shall serve as a basis for determining any damages caused by the Contractor during the Project. The Contractor may also

document any pre-existing conditions in writing, provided that both the Contractor and the District's representative agree on said conditions and sign a memorandum documenting the same.

## **11.2 Soils Investigation Report**

**11.2.1** When a soils investigation report obtained from test holes at Site or for the Project is available, that report may be available to the Contractor but shall not be a part of this Contract and shall not alleviate or excuse the Contractor's obligation to perform its own investigation. Any information obtained from that report or any information given on Drawings as to subsurface soil condition or to elevations of existing grades or elevations of underlying rock is approximate only, is not guaranteed, does not form a part of this Contract, and Contractor may not rely thereon. By submitting its bid, Contractor acknowledges that it has made visual examination of Site and has made whatever tests Contractor deems appropriate to determine underground condition of soil. Although any such report is not a part of this Contract, recommendations from the report may be included in the Drawings, Specifications, or other Contract Documents. It is Contractor's sole responsibility to thoroughly review all Contract Documents, Drawings, and Specifications.

**11.2.2** Contractor agrees that no claim against District will be made by Contractor for damages and hereby waives any rights to damages if, during progress of Work, Contractor encounters subsurface or latent conditions at Site materially differing from those shown on Drawings or indicated in Specifications, or for unknown conditions of an unusual nature that differ materially from those ordinarily encountered in the work of the character provided for in Plans and Specifications, except as indicated in the provisions of these General Conditions regarding trenches, trenching, and/or existing utility lines.

## **11.3 Access to Work**

District and its representatives shall at all times have access to Work wherever it is in preparation or progress, including storage and fabrication. Contractor shall provide safe and proper facilities for such access so that District's representatives may perform their functions.

## **11.4 Layout and Field Engineering**

**11.4.1** All field engineering required for layout of this Work and establishing grades for earthwork operations shall be furnished by Contractor at its expense. This Work shall be done by a qualified, California-registered civil engineer approved in writing by District and Architect. Any required Record and/or As-Built Drawings of Site development shall be prepared by the approved civil engineer.

**11.4.2** The Contractor shall be responsible for having ascertained pertinent local conditions such as location, accessibility, and general character of the Site and for having satisfied itself as to the conditions under which the Work is to be performed. Contractor shall follow best practices, including but not limited to potholing to avoid utilities. District shall not be liable for any claim for allowances because of Contractor's error, failure to follow best practices, or negligence in acquainting itself with the conditions at the Site.

**11.4.3** Contractor shall protect and preserve established benchmarks and monuments and shall make no changes in locations without the prior written approval of District. Contractor shall replace any benchmarks or monuments that are lost or destroyed subsequent to proper notification of District and with District's approval.

**11.5 Utilities**

Utilities shall be provided as indicated in the Specifications.

**11.6 Sanitary Facilities**

Sanitary facilities shall be provided as indicated in the Specifications.

**11.7 Surveys**

Contractor shall provide surveys done by a California-licensed civil engineer surveyor to determine locations of construction, grading, and site work as required to perform the Work.

**11.8 Regional Notification Center**

The Contractor, except in an emergency, shall contact the appropriate regional notification center at least two (2) days prior to commencing any excavation if the excavation will be conducted in an area or in a private easement that is known, or reasonably should be known, to contain subsurface installations other than the underground facilities owned or operated by the District, and obtain an inquiry identification number from that notification center. No excavation shall be commenced and/or carried out by the Contractor unless an inquiry identification number has been assigned to the Contractor or any Subcontractor and the Contractor has given the District the identification number. Any damages arising from Contractor's failure to make appropriate notification shall be at the sole risk and expense of the Contractor. Any delays caused by failure to make appropriate notification shall be at the sole risk of the Contractor and shall not be considered for an extension of the Contract Time.

**11.9 Existing Utility Lines**

**11.9.1** Pursuant to Government Code section 4215, District assumes the responsibility for removal, relocation, and protection of main or trunk utility lines and facilities located on the construction Site at the time of commencement of construction under this Contract with respect to any such utility facilities that are not identified in the Plans and Specifications. Contractor shall not be assessed for liquidated damages for delay in completion of the Project caused by failure of District or the owner of a utility to provide for removal or relocation of such utility facilities.

**11.9.2** Locations of existing utilities provided by District shall not be considered exact, but approximate within a reasonable margin and shall not relieve Contractor of responsibilities to exercise reasonable care or costs of repair due to Contractor's failure to do so. District shall compensate Contractor for the costs of locating, repairing damage not due to the failure of Contractor to exercise reasonable care, and removing or relocating such utility facilities not indicated in the Plans and Specifications with reasonable accuracy, and for equipment necessarily idle during such work.



**11.9.3** No provision herein shall be construed to preclude assessment against Contractor for any other delays in completion of the Work. Nothing in this Article shall be deemed to require District to indicate the presence of existing service laterals, appurtenances, or other utility lines, within the exception of main or trunk utility lines or whenever the presence of these utilities on the Site of the construction Project can be inferred from the presence of other visible facilities, such as buildings, meter junction boxes, on or adjacent to the Site of the construction.

**11.9.4** If Contractor, while performing Work under this Contract, discovers utility facilities not identified by District in Contract Plans and Specifications, Contractor shall immediately notify the District and the utility in writing. The cost of repair for damage to above-mentioned visible facilities without prior written notification to the District shall be borne by the Contractor.

#### **11.10 Notification**

Contractor understands, acknowledges and agrees that the purpose for prompt notification to the District pursuant to these provisions is to allow the District to investigate the condition(s) so that the District shall have the opportunity to decide how the District desires to proceed as a result of the condition(s). Accordingly, failure of Contractor to promptly notify the District in writing, pursuant to these provisions, shall constitute Contractor's waiver of any claim for damages or delay incurred as a result of the condition(s).

#### **11.11 Hazardous Materials**

Contractor shall comply with all provisions and requirements of the Contract Documents related to hazardous materials including, without limitation, Hazardous Materials Procedures and Requirements.

#### **11.12 No Signs**

Neither the Contractor nor any other person or entity shall display any signs not required by law or the Contract Documents at the Site, fences trailers, offices, or elsewhere on the Site without specific prior written approval of the District.

### **12. TRENCHES**

#### **12.1 Trenches Greater Than Five Feet**

Pursuant to Labor Code section 6705, if the Contract Price exceeds \$25,000 and involves the excavation of any trench or trenches five (5) feet or more in depth, the Contractor shall, in advance of excavation, promptly submit to the District and/or a registered civil or structural engineer employed by the District or Architect, a detailed plan, stamped by a licensed engineer retained by the Contractor, showing the design of shoring for protection from the hazard of caving ground during the excavation of such trench or trenches.

#### **12.2 Excavation Safety**

If such plan varies from the Shoring System Standards established by the Construction Safety Orders, the plan shall be prepared by a registered civil or structural engineer, but in no case shall such plan be less effective than that required by the Construction Safety

Orders. No excavation of such trench or trenches shall be commenced until said plan has been accepted by the District or by the person to whom authority to accept has been delegated by the District.

**12.3 No Tort Liability of District**

Pursuant to Labor Code section 6705, nothing in this Article shall impose tort liability upon the District or any of its employees.

**12.4 No Excavation without Permits**

The Contractor shall not commence any excavation Work until it has secured all necessary permits including the required CalOSHA excavation/shoring permit. Any permits shall be prominently displayed on the Site prior to the commencement of any excavation.

**12.5 Discovery of Hazardous Waste and/or Unusual Conditions**

**12.5.1** Pursuant to Public Contract Code section 7104, if the Work involves digging trenches or other excavations that extend deeper than four feet below the Surface, the Contractor shall promptly, and before the following conditions are disturbed, notify the District, in writing, of any:

**12.5.1.1** Material that the Contractor believes may be material that is hazardous waste, as defined in section 25117 of the Health and Safety Code, is required to be removed to a Class I, Class II, or Class III disposal site in accordance with provisions of existing law.

**12.5.1.2** Subsurface or latent physical conditions at the Site differing from those indicated.

**12.5.1.3** Unknown physical conditions at the Site of any unusual nature, different materially from those ordinarily encountered and generally recognized as inherent in work of the character provided for in the Contract.

**12.5.2** The District shall promptly investigate the conditions, and if it finds that the conditions do materially so differ, or do involve hazardous waste, and cause a decrease or increase in the Contractor's cost of, or the time required for, performance of any part of the Work, shall issue a Change Order under the procedures described herein.

**12.5.3** In the event that a dispute arises between District and the Contractor whether the conditions materially differ, or involve hazardous waste, or cause a decrease or increase in the Contractor's cost of, or time required for, performance of any part of the Work, the Contractor shall not be excused from any scheduled completion date provided for by the Contract, but shall proceed with all work to be performed under the Contract. The Contractor shall retain any and all rights provided either by Contract or by law that pertain to the resolution of disputes and protests.

## **13. INSURANCE AND BONDS**

### **13.1 Insurance**

Unless different provisions and/or limits are indicated in the Special Conditions, all insurance required of Contractor and/or its Subcontractor(s) shall be at least as broad as the amounts and include the provisions set forth herein.

#### **13.1.1 Commercial General Liability and Automobile Liability Insurance**

**13.1.1.1** Contractor shall procure and maintain, during the life of this Contract, Commercial General Liability Insurance and Automobile Liability Insurance that shall protect Contractor, District, State, Construction Manager(s), Project Inspector(s), and Architect(s) from all claims for bodily injury, property damage, personal injury, death, advertising injury, and medical payments arising from, or in connection with, operations under this Contract. This coverage shall be provided in a form at least as broad as Insurance Services (ISO) Form CG 0001 11188. Contractor shall ensure that Products Liability and Completed Operations coverage, Fire Damage Liability coverage, and Automobile Liability Insurance coverage including owned, non-owned, and hired automobiles, are included within the above policies and at the required limits, or Contractor shall procure and maintain these coverages separately.

**13.1.1.2** Contractor's deductible or self-insured retention for its Commercial General Liability Insurance policy shall not exceed \$25,000 unless approved in writing by District.

**13.1.1.3** All such policies shall be written on an occurrence form.

#### **13.1.2 Excess Liability Insurance**

**13.1.2.1** If Contractor's underlying policy limits are less than required, subject to the District's sole discretion, Contractor may procure and maintain, during the life of this Contract, an Excess Liability Insurance Policy to meet the policy limit requirements of the required policies in order to satisfy, in the aggregate with its underlying policy, the insurance requirements herein..

**13.1.2.2** There shall be no gap between the per occurrence amount of any underlying policy and the start of the coverage under the Excess Liability Insurance Policy. Any Excess Liability Insurance Policy shall be written on a following form and shall protect Contractor, District, State, Construction Manager(s), Project Manager(s), and Architect(s) in amounts and including the provisions as set forth in the Supplementary Conditions (if any) and/or Special Conditions, and that complies with all requirements for Commercial General Liability and Automobile Liability and Employers' Liability Insurance.

**13.1.2.3** The District, in its sole discretion, may accept the Excess Liability Insurance Policy that brings Contractor's primary limits to the minimum requirements herein.

**13.1.3 Subcontractor(s):** Contractor shall require its Subcontractor(s), if any, to procure and maintain Commercial General Liability Insurance, Automobile Liability Insurance, and Excess Liability Insurance (if Subcontractor elects to satisfy, in part

the insurance required herein by procuring and maintaining an Excess Liability Insurance Policy) with forms of coverage and limits equal to the amounts required of the Contractor.

#### **13.1.4 Workers' Compensation and Employers' Liability Insurance**

**13.1.4.1** In accordance with provisions of section 3700 of the California Labor Code, the Contractor and every Subcontractor shall be required to secure the payment of compensation to its employees.

**13.1.4.2** Contractor shall procure and maintain, during the life of this Contract, Workers' Compensation Insurance and Employers' Liability Insurance for all of its employees engaged in work under this Contract, on/or at the Site of the Project. This coverage shall cover, at a minimum, medical and surgical treatment, disability benefits, rehabilitation therapy, and survivors' death benefits. Contractor shall require its Subcontractor(s), if any, to procure and maintain Workers' Compensation Insurance and Employers' Liability Insurance for all employees of Subcontractor(s). Any class of employee or employees not covered by a Subcontractor's insurance shall be covered by Contractor's insurance. If any class of employee or employee engaged in Work under this Contract, on or at the Site of the Project, is not protected under the Workers' Compensation Insurance, Contractor shall provide, or shall cause a Subcontractor to provide, adequate insurance coverage for the protection of any employee(s) not otherwise protected before any of those employee(s) commence work.

#### **13.1.5 Builder's Risk Insurance: Builder's Risk "All Risk" Insurance**

Contractor shall procure and maintain, during the life of this Contract, Builder's Risk (Course of Construction), or similar first party property coverage acceptable to the District, issued on a replacement cost value basis. The cost shall be consistent with the total replacement cost of all insurable Work of the Project included within the Contract Documents. Coverage is to insure against all risks of accidental physical loss and shall include without limitation the perils of vandalism and/or malicious mischief (both without any limitation regarding vacancy or occupancy), sprinkler leakage, civil authority, theft, sonic disturbance, earthquake, flood, collapse, wind, rain, dust, fire, war, terrorism, lightning, smoke, and rioting. Coverage shall include debris removal, demolition, increased costs due to enforcement of all applicable ordinances and/or laws in the repair and replacement of damaged and undamaged portions of the property, and reasonable costs for the Architect's and engineering services and expenses required as a result of any insured loss upon the Work and Project, including completed Work and Work in progress, to the full insurable value thereof.

#### **13.1.6 Pollution Liability Insurance**

**13.1.6.1** Contractor shall procure and maintain Pollution Liability Insurance that shall protect Contractor, District, State, Construction Manager(s), Project Inspector(s), and Architect(s) from all claims for bodily injury, property damage, including natural resource damage, cleanup costs, removal, storage, disposal, and/or use of the pollutant arising from operations under this Contract, and defense, including costs and expenses incurred in the investigation, defense, or settlement of claims. Coverage shall apply to sudden and/or gradual pollution conditions resulting from the escape or release of smoke, vapors, fumes, acids,

alkalis, toxic chemicals, liquids, or gases, natural gas, waste materials, or other irritants, contaminants, or pollutants, including asbestos. This coverage shall be provided in a form at least as broad as Insurance Services Offices, Inc. (ISO) Form CG 2415, or Contractor shall procure and maintain these coverages separately.

**13.1.6.2** Contractor warrants that any retroactive date applicable to coverage under the policy shall predate the effective date of the Contract and that continuous coverage will be maintained or an extended reporting or discovery period will be exercised for a period of three (3) years, beginning from the time that the Work under the Contract is completed.

**13.1.6.3** If Contractor is responsible for removing any pollutants from a site, then Contractor shall ensure that Any Auto, including owned, non-owned, and hired, is included within the above policies and at the required limits, to cover its automobile exposure from transporting the pollutants from the site to an approved disposal site. This coverage shall include the Motor Carrier Act Endorsement, MCS 90.

**13.1.7 Proof of Insurance and Other Requirements: Endorsements and Certificates**

**13.1.7.1** Contractor shall not commence Work nor shall it allow any Subcontractor to commence Work under this Contract, until Contractor and its Subcontractor(s) have procured all required insurance and Contractor has delivered in duplicate to the District complete endorsements (or entire insurance policies) and certificates indicating the required coverages have been obtained, and the District has approved these documents.

**13.1.7.2** Endorsements, certificates, and insurance policies shall include the following:

**13.1.7.2.1** A clause stating the following, or other language acceptable to the District:

"This policy shall not be canceled until written notice to District, Architect, and Construction Manager stating date of the cancellation by the insurance carrier. Date of cancellation may not be less than thirty (30) days after date of mailing notice."

**13.1.7.2.2** Language stating in particular those insured, extent of insurance, location and operation to which insurance applies, expiration date, to whom cancellation and reduction notice will be sent, and length of notice period.

**13.1.7.2.3** All endorsements, certificates and insurance policies shall state that District, its trustees, employees and agents, the State of California, Construction Manager(s), Project Manager(s), Inspector(s) and Architect(s) are named additional insureds under all policies except Workers' Compensation Insurance and Employers' Liability Insurance.

**13.1.7.2.4** All endorsements shall waive any right to subrogation against any of the named additional insureds.

**13.1.7.2.5** Contractor's and Subcontractors' insurance policy(s) shall be primary and non-contributory to any insurance or self-insurance maintained by District, its trustees, employees and/or agents, the State of California, Construction Manager(s), Project Manager(s), Inspector(s), and/or Architect(s).

**13.1.7.2.6** Contractor's insurance limit shall apply separately to each insured against whom a claim is made or suit is brought.

**13.1.7.3** No policy shall be amended, canceled or modified, and the coverage amounts shall not be reduced, until Contractor or Contractor's broker has provided written notice to District, Architect(s), and Construction Manager(s) stating date of the amendment, modification, cancellation or reduction, and a description of the change. Date of amendment, modification, cancellation or reduction may not be less than thirty (30) days after date of mailing notice.

**13.1.7.4** Insurance written on a "claims made" basis shall be retroactive to a date that coincides with or precedes Contractor's commencement of Work, including subsequent policies purchased as renewals or replacements. Said policy is to be renewed by the Contractor and all Subcontractors for a period of five (5) years following completion of the Work or termination of this Agreement. Such insurance must have the same coverage and limits as the policy that was in effect during the term of this Agreement, and will cover the Contractor and all Subcontractors for all claims made.

**13.1.7.5** Unless otherwise stated in the Special Conditions, all of Contractor's insurance shall be with insurance companies with an A.M. Best rating of no less than **A: VII**.

**13.1.7.6** The insurance requirements set forth herein shall in no way limit the Contractor's liability arising out of or relating to the performance of the Work or related activities.

**13.1.7.7** Failure of Contractor and/or its Subcontractor(s) to comply with the insurance requirements herein shall be deemed a material breach of the Contract.

*[THE REMAINDER OF THIS PAGE LEFT BLANK INTENTIONALLY]*

**13.1.8 Insurance Policy Limits**

**13.1.8.1** Unless different limits are indicated in the Special Conditions, the limits of insurance shall not be less than the following amounts:

<b>Commercial General Liability</b>	Product Liability and Completed Operations, Fire Damage Liability – Split Limit	\$2,000,000 per occurrence; \$4,000,000 aggregate
<b>Automobile Liability</b>	Any Auto – Combined Single Limit	\$1,000,000
<b>Workers’ Compensation</b>		Statutory limits pursuant to State law
<b>Employers’ Liability</b>		\$1,000,000
<b>Builder’s Risk (Course of Construction)</b>		Issued for the value and scope of Work indicated herein.
<b>Pollution Liability</b>		\$1,000,000 per claim; \$2,000,000 aggregate

**13.1.8.2** If Contractor normally carries insurance in an amount greater than the minimum amounts required by District, that greater amount shall become the minimum required amount of insurance for purposes of the Contract. Therefore, Contractor hereby acknowledges and agrees that all insurance carried by it shall be deemed liability coverage for all actions it performs in connection with the Contract.

**13.2 Contract Security - Bonds**

**13.2.1** Contractor shall furnish two surety bonds issued by a California admitted surety insurer as follows:

**13.2.1.1** Performance Bond: A bond in an amount at least equal to one hundred percent (100%) of Contract Price as security for faithful performance of this Contract.

**13.2.1.2** Payment Bond: A bond in an amount at least equal to one hundred percent (100%) of the Contract Price as security for payment of persons performing labor and/or furnishing materials in connection with this Contract.

**13.2.2** Cost of bonds shall be included in the Bid and Contract Price.

**13.2.3** All bonds related to this Project shall be in the forms set forth in these Contract Documents and shall comply with all requirements of the Contract Documents, including, without limitation, the bond forms.

## **14. WARRANTY/GUARANTEE/INDEMNITY**

### **14.1 Warranty/Guarantee**

**14.1.1** The Contractor shall obtain and preserve for the benefit of the District, manufacturer's warranties on materials, fixtures, and equipment incorporated into the Work.

**14.1.2** In addition to guarantees required elsewhere, Contractor shall, and hereby does guarantee and warrant all Work furnished on the job against all defects for a period of **ONE (1)** year after the later of the following dates, unless a longer period is provided for in the Contract Documents:

**14.1.2.1** The acceptance by the District's governing board of the Work, subject to these General Conditions, or

**14.1.2.2** The date that commissioning for the Project, if any, was completed.

At the District's sole option, Contractor shall repair or replace any and all of that Work, together with any other Work that may be displaced in so doing, that may prove defective in workmanship and/or materials within a **ONE (1)** year period from date of completion as defined above, unless a longer period is provided for in the Contract Documents, without expense whatsoever to District. In the event of failure of Contractor and/or Surety to commence and pursue with diligence said replacements or repairs within ten (10) days after being notified in writing, Contractor and Surety hereby acknowledge and agree that District is authorized to proceed to have defects repaired and made good at expense of Contractor and/or Surety who hereby agree to pay costs and charges therefore immediately on demand.

**14.1.3** If, in the opinion of District, defective work creates a dangerous condition or requires immediate correction or attention to prevent further loss to District or to prevent interruption of District operations, District will attempt to give the notice required above. If Contractor or Surety cannot be contacted or neither complies with District's request for correction within a reasonable time as determined by District, District may, notwithstanding the above provision, proceed to make any and all corrections and/or provide attentions the District believes are necessary. The costs of correction or attention shall be charged against Contractor and Surety of the guarantees provided in this Article or elsewhere in this Contract.

**14.1.4** The above provisions do not in any way limit the guarantees on any items for which a longer guarantee is specified or on any items for which a manufacturer gives a guarantee for a longer period. Contractor shall furnish to District all appropriate guarantee or warranty certificates as indicated in the Specifications or upon request by District.

**14.1.5** Nothing herein shall limit any other rights or remedies available to District.

### **14.2 Indemnity and Defense**

**14.2.1** To the furthest extent permitted by California law, the Contractor shall indemnify, keep and hold harmless the District, the Architect(s), and the Construction Manager(s), their respective consultants, separate contractors, board



members, officers, representatives, agents, and employees, in both individual and official capacities ("Indemnitees"), against all suits, claims, injury, damages, losses, and expenses ("Claims"), including but not limited to attorney's fees, caused by, arising out of, resulting from, or incidental to, in whole or in part, the performance of the Work under this Contract by the Contractor, its Subcontractors, vendors, or suppliers. However, the Contractor's indemnification and hold harmless obligation shall be reduced by the proportion of the Indemnitees' and/or Architect's liability to the extent the Claim(s) is/are caused by the sole negligence, active negligence, or willful misconduct of the Indemnitees, and/or defects in design furnished by the Architect, as found by a court or arbitrator of competent jurisdiction. This indemnification and hold harmless obligation of the Contractor shall not be construed to negate, abridge, or otherwise reduce any right or obligation of indemnity that would otherwise exist or arise as to any Indemnitee or other person described herein. This indemnification and hold harmless obligation includes, but is not limited to, any failure or alleged failure by Contractor to comply with any provision of law, any failure or alleged failure to timely and properly fulfill all of its obligations under the Contract Documents in strict accordance with their terms, and without limitation, any failure or alleged failure of Contractor's obligations regarding any stop payment notice actions or liens, including Civil Wage and Penalty Assessments and/or Orders by the DIR.

**14.2.2** To the furthest extent permitted by California law, Contractor shall also defend Indemnitees, at its own expense, including but not limited to attorneys' fees and costs, against all Claims caused by, arising out of, resulting from, or incidental to, in whole or in part, the performance of the Work under this Contract by the Contractor, its Subcontractors, vendors, or suppliers. However, without impacting Contractor's obligation to provide an immediate and ongoing defense of Indemnitees, the Contractor's defense obligation shall be retroactively reduced by the proportion of the Indemnitees' and/or Architect's liability to the extent caused by the sole negligence, active negligence, or willful misconduct of the Indemnitees, and/or defects in design furnished by the Architect, as found by a court or arbitrator of competent jurisdiction. The District shall have the right to accept or reject any legal representation that Contractor proposes to defend the Indemnitees. If any Indemnitee provides its own defense due to failure to timely respond to tender of defense, rejection of tender of defense, or conflict of interest of proposed counsel, Contractor shall reimburse such Indemnitee for any expenditures. Contractor's defense obligation shall not be construed to negate, abridge, or otherwise reduce any right or obligation of defense that would otherwise exist as to any Indemnitee or other person described herein. Contractor's defense obligation includes, but is not limited to, any failure or alleged failure by Contractor to comply with any provision of law, any failure or alleged failure to timely and properly fulfill all of its obligations under the Contract Documents in strict accordance with their terms, and without limitation, any failure or alleged failure of Contractor's obligations regarding any stop payment notice actions or liens, including Civil Wage and Penalty Assessments and/or Orders by the DIR. The Contractor shall give prompt notice to the District in the event of any Claim(s).

**14.2.3** Without limitation of the provisions herein, if the Contractor's obligation to indemnify and hold harmless the Indemnitees or its obligation to defend Indemnitees as provided herein shall be determined to be void or unenforceable, in whole or in part, it is the intention of the parties that these circumstances shall not otherwise affect the validity or enforceability of the Contractor's agreement to indemnify, defend, and hold harmless the rest of the Indemnitees, as provided herein. Further,

the Contractor shall be and remain fully liable on its agreements and obligations herein to the fullest extent permitted by law.

**14.2.4** Pursuant to Public Contract Code section 9201, the District shall provide timely notification to Contractor of the receipt of any third-party Claim relating to this Contract. The District shall be entitled to recover its reasonable costs incurred in providing said notification.

**14.2.5** In any and all Claims against any of the Indemnitees by any employee of the Contractor, any Subcontractor, anyone directly or indirectly employed by any of them or anyone for whose acts any of them may be liable, the Contractor's indemnification obligation herein shall not be limited in any way by any limitation on the amount or type of damages, compensation, or benefits payable by or for the Contractor or any Subcontractor under workers' compensation acts, disability benefit acts, or other employee benefit acts.

**14.2.6** The District may retain so much of the moneys due the Contractor as shall be considered necessary, until disposition of any such Claims or until the District, Architect(s) and Construction Manager(s) have received written agreement from the Contractor that they will unconditionally defend the District, Architect(s) and Construction Manager(s), their respective officers, agents and employees, and pay any damages due by reason of settlement or judgment.

**14.2.7** The Contractor's defense and indemnification obligations hereunder shall survive the completion of Work, the warranty/guarantee period, and the termination of the Contract.

## **15. TIME**

### **15.1 Notice to Proceed**

**15.1.1** District may issue a Notice to Proceed within ninety (90) days from the date of the Notice of Award. Once Contractor has received the Notice to Proceed, Contractor shall complete the Work within the period of time indicated in the Contract Documents.

**15.1.2** In the event that the District desires to postpone issuing the Notice to Proceed beyond ninety (90) days from the date of the Notice of Award, it is expressly understood that with reasonable notice to the Contractor, the District may postpone issuing the Notice to Proceed. It is further expressly understood by Contractor that Contractor shall not be entitled to any claim of additional compensation as a result of the postponement of the issuance of the Notice to Proceed.

**15.1.3** If the Contractor believes that a postponement of issuance of the Notice to Proceed will cause a hardship to Contractor, Contractor may terminate the Contract. Contractor's termination due to a postponement shall be by written notice to District within ten (10) days after receipt by Contractor of District's notice of postponement. It is further understood by Contractor that in the event that Contractor terminates the Contract as a result of postponement by the District, the District shall only be obligated to pay Contractor for the Work that Contractor had performed at the time of notification of postponement. Should Contractor terminate the Contract as a result of a notice of postponement, District shall have the authority to award the Contract to the next lowest responsive responsible bidder.

## **15.2 Computation of Time / Adverse Weather**

**15.2.1** The Contractor will only be allowed a time extension for Adverse Weather conditions if requested by Contractor in compliance with the time extension request procedures and only if all of the following conditions are met:

**15.2.1.1** The weather conditions constitute Adverse Weather, as defined herein;

**15.2.1.2** Contractor can verify that the Adverse Weather caused delays in excess of five (5) hours of the indicated labor required to complete the scheduled tasks of Work on the day affected by the Adverse Weather;

**15.2.1.3** The Contractor's crew is dismissed as a result of the Adverse Weather;

**15.2.1.4** Said delay adversely affects the critical path in the Construction Schedule; and

**15.2.1.5** Exceeds twelve (12) days of delay per year.

**15.2.2** If the aforementioned conditions are met, a non-compensable day-for-day extension will only be allowed for those days in excess of those indicated herein.

**15.2.3** The Contractor shall work seven (7) days per week, if necessary, irrespective of inclement weather, to maintain access and the Construction Schedule, and to protect the Work under construction from the effects of Adverse Weather, all at no further cost to the District.

**15.2.4** The Contract Time has been determined with consideration given to the average climate weather conditions prevailing in the County in which the Project is located.

## **15.3 Hours of Work**

### **15.3.1 Sufficient Forces**

Contractor and Subcontractors shall continuously furnish sufficient and competent work forces with the required levels of familiarity with the Project and skill, training and experience to ensure the prosecution of the Work in accordance with the Construction Schedule.

### **15.3.2 Performance During Working Hours**

Work shall be performed during regular working hours as permitted by the appropriate governmental agency except that in the event of an emergency, or when required to complete the Work in accordance with job progress, Work may be performed outside of regular working hours with the advance written consent of the District and approval of any required governmental agencies.

### **15.3.3 No Work during State Testing**

Contractor shall, at no additional cost to the District and at the District's request, coordinate its Work to not disturb District students including, without limitation, not performing any Work when students at the Site are taking State or Federally-

required tests. The District or District's Representative will provide Contractor with a schedule of test dates concurrent with the District's issuance of the Notice to Proceed, or as soon as test dates are made available to the District.

#### **15.4 Progress and Completion**

##### **15.4.1 Time of the Essence**

Time limits stated in the Contract Documents are of the essence to the Contract. By executing the Agreement, the Contractor confirms that the Contract Time is a reasonable period for performing the Work.

##### **15.4.2 No Commencement Without Insurance or Bonds**

The Contractor shall not commence operations on the Project or elsewhere prior to the effective date of insurance and bonds. The date of commencement of the Work shall not be changed by the effective date of such insurance or bonds. If Contractor commences Work without insurance and bonds, all Work is performed at Contractor's peril and shall not be compensable until and unless Contractor secures bonds and insurance pursuant to the terms of the Contract Documents and subject to District claim for damages.

#### **15.5 Schedule**

Contractor shall provide to District, Construction Manager, and Architect a schedule in conformance with the Contract Documents and as required in the Notice to Proceed and the Contractor's Submittals and Schedules section of these General Conditions.

#### **15.6 Expeditious Completion**

The Contractor shall proceed expeditiously with adequate forces and shall achieve Completion within the Contract Time.

### **16. EXTENSIONS OF TIME – LIQUIDATED DAMAGES**

#### **16.1 Liquidated Damages**

Contractor and District hereby agree that the exact amount of damages for failure to complete the Work within the time specified is extremely difficult or impossible to determine. If the Work is not completed within the time specified in the Contract Documents, it is understood that the District will suffer damage. It being impractical and unfeasible to determine the amount of actual damage, it is agreed the Contractor shall pay to District as fixed and liquidated damages, and not as a penalty, the amount set forth in the Agreement for each calendar day of delay in completion. Contractor and its Surety shall be liable for the amount thereof pursuant to Government Code section 53069.85.

#### **16.2 Excusable Delay**

**16.2.1** Contractor shall not be charged for liquidated damages because of any delays in completion of the Work which are not the fault of Contractor or its Subcontractors, including acts of God as defined in Public Contract Code section 7105, acts of enemy, epidemics, and quarantine restrictions. Contractor shall, within

five (5) calendar days of beginning of any delay, notify District in writing of causes of delay including documentation and facts explaining the delay and the direct correlation between the cause and effect. District shall review the facts and extent of any delay and shall grant extension(s) of time for completing Work when, in its judgment, the findings of fact justify an extension. Extension(s) of time shall apply only to that portion of Work affected by delay, and shall not apply to other portions of Work not so affected. An extension of time may only be granted if Contractor has timely submitted the Construction Schedule as required herein.

**16.2.2** Contractor shall notify the District pursuant to the claims provisions in these General Conditions of any anticipated delay and its cause. Following submission of a claim, the District may determine whether the delay is to be considered avoidable or unavoidable, how long it continues, and to what extent the prosecution and completion of the Work might be delayed thereby.

**16.2.3** In the event the Contractor requests an extension of Contract Time for unavoidable delay, such request shall be submitted in accordance with the provisions in the Contract Documents governing changes in Work. When requesting time, requests must be submitted with full justification and documentation. If the Contractor fails to submit justification, it waives its right to a time extension at a later date. Such justification must be based on the official Construction Schedule as updated at the time of occurrence of the delay or execution of Work related to any changes to the Scope of Work. Any claim for delay must include the following information as support, without limitation:

**16.2.3.1** The duration of the activity relating to the changes in the Work and the resources (manpower, equipment, material, etc.) required to perform the activities within the stated duration.

**16.2.3.2** Specific logical ties to the Contract Schedule for the proposed changes and/or delay showing the activity/activities in the Construction Schedule that are affected by the change and/or delay. In particular, Contractor must show an actual impact to the schedule, after making a good faith effort to mitigate the delay by rescheduling the work, by providing an analysis of the schedule ("Time Impact Analysis"). Such Time Impact Analysis shall describe in detail the cause and effect of the delay and the impact on the critical dates in the Project schedule. (A portion of any delay of seven (7) days or more must be provided.)

**16.2.3.3** A recovery schedule must be submitted within twenty (20) calendar days of written notification to the District of causes of delay.

### **16.3 No Additional Compensation for Delays Within Contractor's Control**

**16.3.1** Contractor is aware that governmental agencies, including, without limitation, the Division of the State Architect, the Department of General Services, gas companies, electrical utility companies, water districts, and other agencies may have to approve Contractor-prepared drawings or approve a proposed installation. Accordingly, Contractor shall include in its bid, time for possible review of its drawings and for reasonable delays and damages that may be caused by such agencies. Thus, Contractor is not entitled to make a claim for damages or delays arising from the review of Contractor's drawings.

**16.3.2** Contractor shall only be entitled to compensation for delay when all of the following conditions are met:

**16.3.2.1** The District is responsible for the delay;

**16.3.2.2** The delay is unreasonable under the circumstances involved;

**16.3.2.3** The delay was not within the contemplation of the District and Contractor;

**16.3.2.4** The delay could not have been avoided or mitigated by Contractor's reasonable diligence; and

**16.3.2.5** Contractor timely complies with the claims procedure of the Contract Documents.

**16.3.3** Where a change in the Work extends the Contract Time, Contractor may request and recover additional, actual direct costs, provided that Contractor can demonstrate such additional costs are:

**16.3.3.1** Actually incurred performing the Work;

**16.3.3.2** Not compensated by the Markup allowed; and

**16.3.3.3** Directly result from the extended Contract Time.

Contractor shall comply with all required procedures, documentation and time requirements in the Contract Documents. Contractor may not seek or recover such costs using formulas (e.g. Eichleay, labor factors).

#### **16.4 Float or Slack in the Schedule**

Float or slack is the amount of time between the early start date and the late start date, or the early finish date and the late finish date, of any of the activities in the schedule. Float or slack is not for the exclusive use of or benefit of either the District or the Contractor, but its use shall be determined solely by the District.

### **17. CHANGES IN THE WORK**

#### **17.1 No Changes Without Authorization**

**17.1.1** There shall be no change whatsoever in the Drawings, Specifications, or in the Work without an executed Change Order or a written Construction Change Directive authorized by the District as herein provided. District shall not be liable for the cost of any extra work or any substitutions, changes, additions, omissions, or deviations from the Drawings and Specifications unless the District's governing board has authorized the same and the cost thereof has been approved in writing by Change Order or Construction Change Directive in advance of the changed Work being performed. No extension of time for performance of the Work shall be allowed hereunder unless claim for such extension is made at the time changes in the Work are ordered, and such time duly adjusted and approved in writing in the Change Order or Construction Change Directive. Contractor shall be responsible for any costs incurred by the District for professional services and DSA fees and/or delay to

the Project Schedule, if any, for DSA to review any request for changes to the DSA approved plans and specifications for the convenience of the Contractor and/or to accommodate the Contractor's means and methods. The provisions of the Contract Documents shall apply to all such changes, additions, and omissions with the same effect as if originally embodied in the Drawings and Specifications.

**17.1.2** Contractor shall perform immediately all work that has been authorized by a fully executed Change Order or Construction Change Directive. Contractor shall be fully responsible for any and all delays and/or expenses caused by Contractor's failure to expeditiously perform this Work.

**17.1.3** Should any Change Order result in an increase in the Contract Price or extend the Contract Time, the cost of or length of extension in that Change Order shall be agreed to, in writing, by the District in advance of the Work by Contractor, and shall be subject to the monetary limitations set forth in Public Contract Code section 20118.4. In the event that Contractor proceeds with any change in Work without a Change Order executed by the District or Construction Change Directive, Contractor waives any claim of additional compensation or time for that additional work. Under no circumstances shall Contractor be entitled to any claim of additional compensation or time not expressly requested by Contractor in a Proposed Change Order or approved by District in an executed Change Order.

**17.1.4** A Change Order or Construction Change Directive will become effective when approved by the Board, notwithstanding that Contractor has not signed it. A Change Order or Construction Change Directive will become effective without Contractor's signature provided District indicates it as a "Unilateral Change Order". Any dispute as to the adjustment in the Contract Price or Contract Time, if any, of the Unilateral Change Order shall be resolved pursuant to the Payment and Claims and Disputes provisions herein.

**17.1.5** Contractor understands, acknowledges, and agrees that the reason for District authorization is so that District may have an opportunity to analyze the Work and decide whether the District shall proceed with the Change Order or alter the Project so that a change in Work becomes unnecessary.

## **17.2 Architect Authority**

The Architect will have authority to order minor changes in the Work not involving any adjustment in the Contract Price, or an extension of the Contract Time, or a change that is inconsistent with the intent of the Contract Documents. These changes shall be effected by written Change Order, Construction Change Directive, by Architect's response(s) to RFI(s), or by Architect's Supplemental Instructions ("ASI").

## **17.3 Change Orders**

**17.3.1** A Change Order is a written instrument prepared and issued by the District and/or the Architect and signed by the District (as authorized by the District's Governing Board), the Contractor, the Architect, and approved by the Project Inspector (if necessary) and DSA (if necessary), stating their agreement regarding all of the following:

**17.3.1.1** A description of a change in the Work;

**17.3.1.2** The amount of the adjustment in the Contract Price, if any; and

**17.3.1.3** The extent of the adjustment in the Contract Time, if any.

**17.4**      **Construction Change Directives**

**17.4.1**      A Construction Change Directive is a written order prepared and issued by the District, the Construction Manager, and/or the Architect and signed by the District and the Architect, directing a change in the Work. The District may, as provided by law, by Construction Change Directive and without invalidating the Contract, order changes in the Work consisting of additions, deletions, or other revisions. The adjustment to the Contract Price or Time, if any, is subject to the provisions of this section regarding Changes in the Work. If all or a portion of the Project is being funded by funds requiring approval by the State Allocation Board ("SAB"), these revisions may be subject to compensation once approval of same is received and funded by the SAB, and funds are released by the Office of Public School Construction ("OPSC"). Any dispute as to the adjustment in the Contract Price, if any, of the Construction Change Directive or timing of payment shall be resolved pursuant to the Payment and Claims and Disputes provisions herein.

**17.4.2**      The District may issue a Construction Change Directive in the absence of agreement on the terms of a Change Order.

**17.5**      **Force Account Directives**

**17.5.1**      When work, for which a definite price has not been agreed upon in advance, is to be paid for on a force account basis, all direct costs necessarily incurred and paid by the Contractor for labor, material, and equipment used in the performance of that Work, shall be subject to the approval of the District and compensation will be determined as set forth herein.

**17.5.2**      The District will issue a Force Account Directive to proceed with the Work on a force account basis, and a not-to-exceed budget will be established by the District.

**17.5.3**      All requirements regarding direct cost for labor, labor burden, material, equipment, and markups on direct costs for overhead and profit described in this section shall apply to Force Account Directives. However, the District will only pay for actual costs verified in the field by the District or its authorized representative(s) on a daily basis.

**17.5.4**      The Contractor shall be responsible for all cost related to the administration of Force Account Directive. The markup for overhead and profit for Contractor modifications shall be full compensation to the Contractor to administer Force Account Directive, and Contractor shall not be entitled to separately recover additional amounts for overhead and/or profit.

**17.5.5**      The Contractor shall notify the District or its authorized representative(s) at least twenty-four (24) hours prior to proceeding with any of the force account work. Furthermore, the Contractor shall notify the District when it has consumed eighty percent (80%) of the budget, and shall not exceed the budget unless specifically authorized in writing by the District. The Contractor will not be compensated for force account work in the event that the Contractor fails to timely



notify the District regarding the commencement of force account work, or exceeding the force account budget.

**17.5.6** The Contractor shall diligently proceed with the work, and on a daily basis, submit a daily force account report using Document 00 63 47, "Daily Force Account Report," no later than 5:00 p.m. each day. The report shall contain a detailed itemization of the daily labor, material, and equipment used on the force account work only. The names of the individuals performing the force account work shall be included on the daily force account reports. The type and model of equipment shall be identified and listed. The District will review the information contained in the reports, and sign the reports no later than the next work day, and return a copy of the report to the Contractor for their records. The District will not sign, nor will the Contractor receive compensation for work the District cannot verify. The Contractor will provide a weekly force account summary indicating the status of each Force Account Directive in terms of percent complete of the not-to-exceed budget and the estimated percent complete of the work.

**17.5.7** In the event the Contractor and the District reach a written agreement on a set cost for the work while the work is proceeding based on a Force Account Directive, the Contractor's signed daily force account reports shall be discontinued and all previously signed reports shall be invalid.

## **17.6 Price Request**

### **17.6.1 Definition of Price Request**

A Price Request is a written request prepared by the Architect requesting the Contractor to submit to the District and the Architect an estimate of the effect of a proposed change in the Work on the Contract Price and the Contract Time.

### **17.6.2 Scope of Price Request**

A Price Request shall contain adequate information, including any necessary Drawings and Specifications, to enable Contractor to provide the cost breakdowns required herein. The Contractor shall not be entitled to any additional compensation for preparing a response to a Price Request, whether ultimately accepted or not.

## **17.7 Proposed Change Order**

### **17.7.1 Definition of Proposed Change Order**

A Proposed Change Order ("PCO") is a written request prepared by the Contractor requesting that the District and the Architect issue a Change Order based upon a proposed change to the Work.

### **17.7.2 Changes in Contract Price**

A PCO shall include breakdowns and backup documentation pursuant to the revisions herein and sufficient, in the District's judgment, to validate any change in Contract Price. In no case shall Contractor or any of its Subcontractors be permitted to reserve rights for additional compensation for Change Order Work.

### **17.7.3 Changes in Time**

A PCO shall also include any changes in time required to complete the Project. Any additional time requested shall not be the number of days to make the proposed change, but must be based upon the impact to the Construction Schedule as defined in the Contract Documents. The Contractor shall justify the proposed change in time by submittal of a schedule analysis that accurately shows the impact of the change on the critical path of the Construction Schedule ("Time Impact Analysis"). If Contractor fails to request a time extension in a PCO, including the Time Impact Analysis, then the Contractor is thereafter precluded from requesting, and waives any right to request, additional time and/or claim a delay. In no case shall Contractor or any of its Subcontractors be permitted to reserve rights for additional time for Change Order Work. A PCO that leaves the amount of time requested blank, or states that such time requested is "to be determined", is not permitted and shall also constitute a waiver of any right to request additional time and/or claim a delay.

### **17.7.4 Unknown and/or Unforeseen Conditions**

If there is an Allowance, then Contractor must submit a Request for Allowance Expenditure Directive, including supporting documentation as described below, to receive authorization for the release of funds from the Allowance. Allowance Expenditure Directives shall be based on Contractor's costs, without overhead and profit, for products, delivery, installation, labor, insurance, payroll, taxes, bonding and equipment rental will be included in Allowance Expenditure Directive authorizing expenditure of funds from this Allowance. No overhead and profit shall be added to the Allowance Expenditure Directive. If cost of the unforeseen condition(s) exceed the Allowance, Contractor must submit a PCO for amounts in excess of the Allowance requesting an increase in Contract Price and/or Contract Time that is based at least partially on Contractor's assertion that Contractor has encountered unknown and/or unforeseen condition(s) on the Project, then Contractor shall base the PCO on provable information that, beyond a reasonable doubt and to the District's satisfaction, demonstrates that the unknown and/or unforeseen condition(s) were actually unknown and/or unforeseen and that the condition(s) were reasonably unknown and/or unforeseen. If not, the District shall deny the PCO as unsubstantiated, and the Contractor shall complete the Project without any increase in Contract Price and/or Contract Time based on that PCO.

### **17.7.5 Time to Submit Proposed Change Order**

Contractor shall submit its PCO within five (5) working days of the date Contractor discovers, or reasonably should have discovered, the circumstances giving rise to the PCO, unless additional time to submit a PCO is granted in writing by the District. Time is of the essence in Contractor's submission of PCOs so that the District can promptly investigate the basis for the PCO. Accordingly, if Contractor fails to submit its PCO within this timeframe, Contractor waives, releases, and discharges any right to assert or claim any entitlement to an adjustment of the Contract Price and/or Time based on circumstances giving rise to the PCO.

### **17.7.6 Proposed Change Order Certification**

In submitting a PCO, Contractor certifies and affirms that the cost and/or time request is submitted in good faith, that the cost and/or time request is accurate and in accordance with the provisions of the Contract Documents, and the Contractor

submits the cost and/or request for extension of time recognizing the significant civil penalties and treble damages which follow from making a false claim or presenting a false claim under Government Code section 12650 et seq.

It is expressly understood that the value of the extra Work or changes expressly includes any and all of the Contractor's costs and expenses, direct and indirect, resulting from additional time required on the Project or resulting from delay to the Project including, without limitation, cumulative impacts. Contractor is not entitled to separately recover amounts for overhead or other indirect costs. Any costs, expenses, damages, or time extensions not included are deemed waived.

*[THE REMAINDER OF THIS PAGE LEFT BLANK INTENTIONALLY]*

**17.8 Format for Proposed Change Order**

**17.8.1** The following format shall be used as applicable by the District and the Contractor (e.g. Change Orders, PCO’s) to communicate proposed additions and deductions to the Contract, supported by attached documentation. Any spaces left blank will be deemed no change to cost or time.

	<b><u>WORK PERFORMED OTHER THAN BY CONTRACTOR</u></b>	<b><u>ADD</u></b>	<b><u>DEDUCT</u></b>
(a)	<b><u>Material</u></b> (attach suppliers’ invoice or itemized quantity and unit cost plus sales tax)		
(b)	<b><u>Add Labor</u></b> (attach itemized hours and rates, fully Burdened, and specify the hourly rate for each additional labor burden, for example, payroll taxes, fringe benefits, etc.)		
(c)	<b><u>Add Equipment</u></b> (attach suppliers’ invoice)		
(d)	<b><u>Subtotal</u></b>		
(e)	<b><u>Add Overhead and Profit for any and all tiers of Subcontractor</u></b> , the total not to exceed ten percent (10%) of Item (d)		
(f)	<b><u>Subtotal</u></b>		
(g)	<b><u>Add General Conditions Cost</u></b> (if Time is Compensable) (attach supporting documentation)		
(h)	<b><u>Subtotal</u></b>		
(i)	<b><u>Add Overhead and Profit for Contractor</u></b> , not to exceed five percent (5%) of Item (h)		
(j)	<b><u>Subtotal</u></b>		
(k)	<b><u>Add Bond and Insurance</u></b> , not to exceed two percent (2%) of Item (j)		
(l)	<b><u>TOTAL</u></b>		
(m)	<b><u>Time</u></b> (zero unless indicated; “TBD” not permitted)	<b><u>_____ Calendar Days</u></b>	

	<b><u>WORK PERFORMED BY CONTRACTOR</u></b>	<b><u>ADD</u></b>	<b><u>DEDUCT</u></b>
(a)	<b><u>Material</u></b> (attach itemized quantity and unit cost plus sales tax)		
(b)	<b><u>Add Labor</u></b> (attach itemized hours and rates, fully Burdened, and specify the hourly rate for each additional labor burden, for example, payroll taxes, fringe benefits, etc.)		
(c)	<b><u>Add Equipment</u></b> (attach suppliers’ invoice)		
(d)	<b><u>Add General Conditions Cost</u></b> (if Time is Compensable) (attach supporting documentation)		
(e)	<b><u>Subtotal</u></b>		
(f)	<b><u>Add Overhead and Profit for Contractor</u></b> , not to exceed fifteen percent (15%) of Item (e)		
(g)	<b><u>Subtotal</u></b>		
(h)	<b><u>Add Bond and Insurance</u></b> , not to exceed two percent (2%) of Item (g)		
(i)	<b><u>TOTAL</u></b>		
(j)	<b><u>Time</u></b> (zero unless indicated; “TBD” not permitted)	<b><u>_____ Calendar Days</u></b>	

**17.8.2 Labor.** Contractor shall be compensated for the costs of labor actually and directly utilized in the performance of the Work. Such labor costs shall be the actual cost, use of any formulas (e.g. labor factors) is not allowed, not to exceed prevailing wage rates in the locality of the Site and shall be in the labor classification(s) necessary for the performance of the Work, fully Burdened. Labor costs shall exclude costs incurred by the Contractor in preparing estimate(s) of the costs of the change in the Work, in the maintenance of records relating to the costs of the change in the Work, coordination and assembly of materials and information relating to the change in the Work or performance thereof, or the supervision and other overhead and general conditions costs associated with the change in the Work or performance thereof, including but not limited to the cost for the job superintendent. If applicable, District will pay Contractor the reasonable costs for room and board, supported with appropriate backup documentation, without markup for profit or overhead as provided by U.S. General Services Administration per diem rates for California lodging, meals and incidentals, <https://www.gsa.gov/travel/plan-book/per-diem-rates/per-diem-rates-lookup>.

**17.8.3 Materials.** Contractor shall be compensated for the costs of materials necessarily and actually used or consumed in connection with the performance of the change in the Work. Costs of materials may include reasonable costs of transportation from a source closest to the Site of the Work and delivery to the Site. If discounts by material suppliers are available for materials necessarily used in the performance of the change in the Work, they shall be credited to the District. If materials necessarily used in the performance of the change in the Work are obtained from a supplier or source owned in whole or in part by the Contractor, compensation therefor shall not exceed the current wholesale price for such materials. If, in the reasonable opinion of the District, the costs asserted by the Contractor for materials in connection with any change in the Work are excessive, or if the Contractor fails to provide satisfactory evidence of the actual costs of such materials from its supplier or vendor of the same, the costs of such materials and the District's obligation to pay for the same shall be limited to the then lowest wholesale price at which similar materials are available in the quantities required to perform the change in the Work. The District may elect to furnish materials for the change in the Work, in which event the Contractor shall not be compensated for the costs of furnishing such materials or any mark-up thereon.

**17.8.4 Equipment.** As a precondition to the District's duty to pay for Equipment rental or loading and transportation, Contractor shall provide satisfactory evidence of the actual costs of Equipment from the supplier, vendor or rental agency of same. Contractor shall be compensated for the actual cost of the necessary and direct use of Equipment in the performance of the change in the Work. Use of such Equipment in the performance of the change in the Work shall be compensated in increments of fifteen (15) minutes. Rental time for Equipment moved by its own power shall include time required to move such Equipment to the site of the Work from the nearest available rental source of the same. If Equipment is not moved to the Site by its own power, Contractor will be compensated for the loading and transportation costs in lieu of rental time. The foregoing notwithstanding, neither moving time or loading and transportation time shall be allowed if the Equipment is used for performance of any portion of the Work other than the change in the Work. Unless prior approval in writing is obtained by the Contractor from the Architect, the Project Inspector and the District, no costs or compensation shall be allowed for time while Construction Equipment is inoperative, idle or on standby, for any reason. Contractor shall not be entitled to an allowance or any other compensation for

Equipment or tools used in the performance of change in the Work where such Equipment or tools have a replacement value of \$500.00 or less. Equipment costs claimed by the Contractor in connection with the performance of any Work shall not exceed rental rates established by distributors or construction equipment rental agencies in the locality of the Site; any costs asserted which exceed such rental rates shall not be allowed or paid. Unless otherwise specifically approved in writing by the Architect, the Project Inspector and the District, the allowable rate for the use of Equipment in connection with the Work shall constitute full compensation to the Contractor for the cost of rental, fuel, power, oil, lubrication, supplies, necessary attachments, repairs or maintenance of any kind, depreciation, storage, insurance, labor (exclusive of labor costs of the Equipment operator), and any and all other costs incurred by the Contractor incidental to the use of such Equipment.

**17.8.5 General Conditions Cost.** The phrase "General Conditions Cost" shall mean, other than expressly limited or excluded herein, the costs of Contractor during the construction phase, including but not limited to: payroll costs for project manager for Work conducted at the Site, payroll costs for the superintendent and full-time general foremen, workers not included as direct labor costs engaged in support functions (e.g., loading/unloading, clean-up), costs of offices and temporary facilities including office materials, office supplies, office equipment, minor expenses, utilities, fuel, sanitary facilities and telephone services at the Site, costs of consultants not in the direct employ of Contractor or Subcontractors, and fees for permits and licenses.

**17.8.6 Overhead and Profit.** The phrase "Overhead and Profit" shall include field and office supervisors and assistants, watchperson, use of small tools, consumable, insurance other than construction bonds and insurance required herein, general conditions costs and home office expenses.

## **17.9 Change Order Certification**

**17.9.1** All Change Orders and PCOs include the following certification by the Contractor, either in the form specifically or incorporated by this reference:

**17.9.1.1** The undersigned Contractor approves the foregoing as to the changes, if any, to the Contract Price specified for each item, and as to the extension of time allowed, if any, for completion of the entire Work as stated herein, and agrees to furnish all labor, materials, and service, and perform all work necessary to complete any additional work specified for the consideration stated herein. Submission of sums which have no basis in fact or which Contractor knows are false are at the sole risk of Contractor and may be a violation of the False Claims Act set forth under Government Code section 12650 et seq. It is understood that the changes herein to the Contract shall only be effective when approved by the governing board of the District.

**17.9.1.2** It is expressly understood that the value of the extra Work or changes expressly includes any and all of the Contractor's costs and expenses, direct and indirect, resulting from additional time required on the Project or resulting from delay to the Project including, without limitation, cumulative impacts. Contractor is not entitled to separately recover amounts for overhead or other indirect costs. Any costs, expenses, damages, or time extensions not included are deemed waived.

**17.9.2** Accord and Satisfaction: Contractor's execution of any Change Order shall constitute a full accord and satisfaction, and release, of all Contractor (and if applicable, Subcontractor) claims for additional time, money or other relief arising from or relating to the subject matter of the change including, without limitation, impacts of all types, cumulative impacts, inefficiency, overtime, delay and any other type of claim.

**17.10 Determination of Change Order Cost**

**17.10.1** The amount of the increase or decrease in the Contract Price from a Change Order, if any, shall be determined in one or more of the following ways as applicable to a specific situation and at the District's discretion:

**17.10.1.1** District acceptance of a PCO;

**17.10.1.2** By unit prices contained in Contractor's original bid;

**17.10.1.3** By agreement between District and Contractor.

**17.11 Deductive Change Orders**

All deductive Change Order(s) must be prepared pursuant to the provisions herein. Where a portion of the Work is deleted from the Contract, the reasonable value of the deducted work less the value of work performed shall be considered the appropriate deduction. The value submitted on the Schedule of Values shall be used to calculate the credit amount unless the bid documentation is being held in escrow as part of the Contract Documents. Unit Prices, if any, may be used in District's discretion in calculating reasonable value. If Contractor offers a proposed amount for a deductive Change Order(s), Contractor shall include a minimum of five percent (5%) total profit and overhead to be deducted with the amount of the work of the Change Order(s). If Subcontractor work is involved, Subcontractors shall also include a minimum of five percent (5%) profit and overhead to be deducted with the amount of its deducted work. Any deviation from this provision shall not be allowed.

**17.12 Addition or Deletion of Alternate Bid Item(s)**

If the Bid Form and Proposal includes proposal(s) for Alternate Bid Item(s), during Contractor's performance of the Work, the District may elect to add or delete any such Alternate Bid Item(s) if not included in the Contract at the time of award. If the District elects to add or delete Alternate Bid Item(s) after Contract award, the cost or credit for such Alternate Bid Item(s) shall be as set forth in the Bid Form and Proposal unless the parties agree to a different price and the Contract Time shall be adjusted by the number of days allocated in the Contract Documents. If days are not allocated in the Contract Documents, the Contract Time shall be equitably adjusted.

**17.13 Discounts, Rebates, and Refunds**

For purposes of determining the cost, if any, of any change, addition, or omission to the Work hereunder, all trade discounts, rebates, refunds, and all returns from the sale of surplus materials and equipment shall accrue and be credited to the Contractor, and the Contractor shall make provisions so that such discounts, rebates, refunds, and returns may be secured, and the amount thereof shall be allowed as a reduction of the

Contractor's cost in determining the actual cost of construction for purposes of any change, addition, or omission in the Work as provided herein.

**17.14 Accounting Records**

With respect to portions of the Work performed by Change Orders and Construction Change Directives, the Contractor shall keep and maintain cost-accounting records satisfactory to the District, including, without limitation, Job Cost Reports as provided in these General Conditions, which shall be available to the District on the same terms as any other books and records the Contractor is required to maintain under the Contract Documents. Such records shall include without limitation hourly records for Labor and Equipment and itemized records of materials and Equipment used that day in connection with the performance of any Work. All records maintained hereunder shall be subject to inspection, review and/or reproduction by the District, the Architect or the Project Inspector upon request. In the event that the Contractor fails or refuses, for any reason, to maintain or make available for inspection, review and/or reproduction such records, the District's reasonable good faith determination of the extent of adjustment to the Contract Price shall be final, conclusive, dispositive and binding upon Contractor.

**17.15 Notice Required**

If the Contractor desires to make a claim for an increase in the Contract Price, or any extension in the Contract Time for completion, it shall notify the District pursuant to the provisions herein, including the Article on Claims and Disputes. No claim shall be considered unless made in accordance with this subparagraph. Contractor shall proceed to execute the Work even though the adjustment may not have been agreed upon. Any change in the Contract Price or extension of the Contract Time resulting from such claim shall be authorized by a Change Order.

**17.16 Applicability to Subcontractors**

Any requirements under this Article shall be equally applicable to Change Orders or Construction Change Directives issued to Subcontractors by the Contractor to the extent as required by the Contract Documents.

**17.17 Alteration to Change Order Language**

Contractor shall not alter Change Orders or reserve time in Change Orders. Change Orders altered in violation of this provision, if in conflict with the terms set forth herein, shall be construed in accordance with the terms set forth herein. Contractor shall execute finalized Change Orders and proceed under the provisions herein with proper notice.

**17.18 Failure of Contractor to Execute Change Order**

Contractor shall be in default of the Contract if Contractor fails to execute a Change Order when the Contractor agrees with the addition and/or deletion of the Work in that Change Order.

**18. REQUEST FOR INFORMATION**

**18.1** Any Request for Information shall reference all applicable Contract Document(s), including Specification section(s), detail(s), page number(s), drawing



number(s), and sheet number(s), etc. The Contractor shall make suggestions and interpretations of the issue raised by each Request for Information. A Request for Information cannot modify the Contract Price, Contract Time, or the Contract Documents. Upon request by the District, Contractor shall provide an electronic copy of the Request for Information in addition to the hard copy.

**18.2** The Contractor shall be responsible for any costs incurred for professional services that District may deduct from any amounts owing to the Contractor, if a Request for Information requests an interpretation or decision of a matter where the information sought is equally available to the party making the request. District, at its sole discretion, shall deduct from and/or invoice Contractor for all the professional services arising herein.

## **19. PAYMENTS**

### **19.1 Contract Price**

The Contract Price is stated in the Agreement and, including authorized adjustments, is the total amount payable by the District to the Contractor for performance of the Work under the Contract Documents.

### **19.2 Applications for Progress Payments**

#### **19.2.1 Procedure for Applications for Progress Payments**

##### **19.2.1.1 Application for Progress Payment**

**19.2.1.1.1** Not before the fifth (5th) day of each calendar month during the progress of the Work, Contractor shall submit to the District and the Architect an itemized Application for Payment for operations completed in accordance with the Schedule of Values. Such application shall be notarized, if required, and supported by the following or each portion thereof unless waived by the District in writing:

**19.2.1.1.1.1** The amount paid to the date of the Application to the Contractor, to all its Subcontractors, and all others furnishing labor, material, or equipment for its Contract;

**19.2.1.1.1.2** The amount being requested under the Application for Payment by the Contractor on its own behalf and separately stating the amount requested on behalf of each of the Subcontractors and all others furnishing labor, material, and equipment under the Contract;

**19.2.1.1.1.3** The balance that will be due to each of such entities after said payment is made;

**19.2.1.1.1.4** A certification that the As-Built Drawings and annotated Specifications are current;

**19.2.1.1.1.5** Itemized breakdown of work done for the purpose of requesting partial payment;

**19.2.1.1.1.6** An updated and acceptable construction schedule in conformance with the provisions herein;

**19.2.1.1.1.7** The additions to and subtractions from the Contract Price and Contract Time;

**19.2.1.1.1.8** A total of the retentions held;

**19.2.1.1.1.9** Material invoices, evidence of equipment purchases, rentals, and other support and details of cost as the District may require from time to time;

**19.2.1.1.1.10** The percentage of completion of the Contractor's Work by line item;

**19.2.1.1.1.11** Schedule of Values updated from the preceding Application for Payment;

**19.2.1.1.1.12** A duly completed and executed conditional waiver and release upon progress payment compliant with Civil Code section 8132 from the Contractor and each subcontractor of any tier and supplier to be paid from the current progress payment;

**19.2.1.1.1.13** A duly completed and executed unconditional waiver and release upon progress payment compliant with Civil Code section 8134 from the Contractor and each subcontractor of any tier and supplier that was paid from the previous progress payment(s); and

**19.2.1.1.1.14** A certification by the Contractor of the following:

The Contractor warrants title to all Work performed as of the date of this payment application has been completed in accordance with the Contract Documents for the Project. The Contractor further warrants that all amounts have been paid for work which previous Certificates for Payment were issued and payments received and all Work performed as of the date of this payment application is free and clear of liens, claims, security interests, or encumbrances in favor of the Contractor, Subcontractors, material and equipment suppliers, workers, or other persons or entities making a claim by reason of having provided labor, materials, and equipment relating to the Work, except those of which the District has been informed. Submission of sums which have no basis in fact or which Contractor knows are false are at the sole risk of Contractor and may be a violation of the False Claims Act set forth under Government Code section 12650 et seq.

**19.2.1.1.1.15** The Contractor shall be subject to the False Claims Act set forth in Government Code section 12650 et seq. for information provided with any Application for Progress Payment.

**19.2.1.1.1.16** All remaining certified payroll records ("CPR(s)") for each journeyman, apprentice, worker, or other employee employed by the Contractor and/or each Subcontractor in connection with the Work for the

period of the Application for Payment. As indicated herein, the District shall not make any payment to Contractor until:

**19.2.1.1.1.16.1** Contractor and/or its Subcontractor(s) provide electronic CPRs directly to the DIR on no less than every 30 days while Work is being performed and within 30 days after the final day of Work performed on the Project for any journeyman, apprentice, worker or other employee was employed in connection with the Work, or within ten (10) days of any request by the District or the DIR to the requesting entity, and

**19.2.1.1.1.16.2** Any delay in Contractor and/or its Subcontractor(s) providing CPRs in a timely manner may directly delay the Contractor's payment.

**19.2.1.1.2** Applications received after June 20th will not be paid until the second week of July and applications received after December 12th will not be paid until the first week of January.

## **19.2.2 Prerequisites for Progress Payments**

**19.2.2.1 First Payment Request:** The following items, if applicable, must be completed before the District will accept and/or process the Contractor's first payment request:

**19.2.2.1.1** Installation of the Project sign;

**19.2.2.1.2** Installation of field office;

**19.2.2.1.3** Installation of temporary facilities and fencing;

**19.2.2.1.4** Schedule of Values;

**19.2.2.1.5** Contractor's Construction Schedule;

**19.2.2.1.6** Schedule of unit prices, if applicable;

**19.2.2.1.7** Submittal Schedule;

**19.2.2.1.8** Receipt by Architect of all submittals due as of the date of the payment application;

**19.2.2.1.9** Copies of necessary permits;

**19.2.2.1.10** Copies of authorizations and licenses from governing authorities;

**19.2.2.1.11** Initial progress report;

**19.2.2.1.12** Surveyor qualifications;

**19.2.2.1.13** Written acceptance of District's survey of rough grading, if applicable;

**19.2.2.1.14** List of all Subcontractors, with names, license numbers, telephone numbers, and Scope of Work;

**19.2.2.1.15** All bonds and insurance endorsements; and

**19.2.2.1.16** Resumes of Contractor's project manager, and if applicable, job site secretary, record documents recorder, and job site superintendent.

**19.2.2.2 Second Payment Request:** The District will not process the second payment request until and unless all submittals and Shop Drawings have been accepted for review by the Architect.

**19.2.2.3 No Waiver of Criteria:** Any payments made to Contractor where criteria set forth herein have not been met shall not constitute a waiver of said criteria by District. Instead, such payment shall be construed as a good faith effort by District to resolve differences so Contractor may pay its Subcontractors and suppliers. Contractor agrees that failure to submit such items may constitute a breach of contract by Contractor and may subject Contractor to termination.

### **19.3 Progress Payments**

#### **19.3.1 District's Approval of Application for Payment**

**19.3.1.1** Upon receipt of an Application for Payment, The District shall act in accordance with both of the following:

**19.3.1.1.1** Each Application for Payment shall be reviewed by the District as soon as practicable after receipt for the purpose of determining that the Application for Payment is a proper Application for Payment.

**19.3.1.1.2** Any Application for Payment determined not to be a proper Application for Payment suitable for payment shall be returned to the Contractor as soon as practicable, but not later than seven (7) days, after receipt. An Application for Payment returned pursuant to this paragraph shall be accompanied by a document setting forth in writing the reasons why the Application for Payment is not proper. The number of days available to the District to make a payment without incurring interest pursuant to this section shall be reduced by the number of days by which the District exceeds this seven-day return requirement.

**19.3.1.1.3** An Application for Payment shall be considered properly executed if funds are available for payment of the Application for Payment, and payment is not delayed due to an audit inquiry by the financial officer of the District.

**19.3.1.2** The District's review of the Contractor's Application for Payment will be based on the District's and the Architect's observations at the Site and the data comprising the Application for Payment that the Work has progressed to the point indicated and that, to the best of the District's and the Architect's knowledge, information, and belief, the quality of the Work is in accordance with the Contract Documents. The foregoing representations are subject to:

**19.3.1.2.1** Observation of the Work for general conformance with the Contract Documents,

**19.3.1.2.2** Results of subsequent tests and inspections,

**19.3.1.2.3** Minor deviations from the Contract Documents correctable prior to completion, and

**19.3.1.2.4** Specific qualifications expressed by the Architect.

**19.3.1.3** District's approval of the certified Application for Payment shall be based on Contractor complying with all requirements for a fully complete and valid certified Application for Payment.

### **19.3.2 Payments to Contractor**

**19.3.2.1** Within thirty (30) days after approval of the Application for Payment, Contractor shall be paid a sum equal to ninety-five percent (95%) of the value of the Work performed (as verified by Architect and Inspector and certified by Contractor) up to the last day of the previous month, less the aggregate of previous payments and amount to be withheld. The value of the Work completed shall be Contractor's best estimate. No inaccuracy or error in said estimate shall operate to release the Contractor, or any Surety upon any bond, from damages arising from such Work, or from the District's right to enforce each and every provision of this Contract, and the District shall have the right subsequently to correct any error made in any estimate for payment.

**19.3.2.2** The Contractor shall not be entitled to have any payment requests processed, or be entitled to have any payment made for Work performed, so long as any lawful or proper direction given by the District concerning the Work, or any portion thereof, remains incomplete.

**19.3.2.3** If the District fails to make any progress payment within thirty (30) days after receipt of an undisputed and properly submitted Application for Payment from the Contractor, the District shall pay interest to the Contractor equivalent to the legal rate set forth in subdivision (a) of Section 685.010 of the Code of Civil Procedure.

### **19.3.3 No Waiver**

No payment by District hereunder shall be interpreted so as to imply that District has inspected, approved, or accepted any part of the Work. Notwithstanding any payment, the District may enforce each and every provision of this Contract. The District may correct or require correction of any error subsequent to any payment.

## **19.4 Decisions to Withhold Payment**

### **19.4.1 Reasons to Withhold Payment**

The District may withhold payment in whole, or in part, to the extent reasonably necessary to protect the District if, in the District's opinion, the representations to the District required herein cannot be made. The District may withhold payment, in

whole, or in part, to such extent as may be necessary to protect the District from loss because of, but not limited to any of the following:

**19.4.1.1** Defective Work not remedied within **FORTY-EIGHT (48)** hours of written notice to Contractor.

**19.4.1.2** Stop Payment Notices or other liens served upon the District as a result of the Contract. Contractor agrees that the District may withhold up to 125% of the amount claimed in the Stop Payment Notice to answer the claim and to provide for the District's reasonable cost of any litigation pursuant to the stop payment notice.

**19.4.1.3** Written notice to withhold payment from Contractor by payment and/or performance bond surety(ies).

**19.4.1.4** Liquidated damages assessed against the Contractor.

**19.4.1.5** The cost of completion of the Contract if there exists a reasonable doubt that the Work can be completed for the unpaid balance of the Contract Price or by the completion date.

**19.4.1.6** Damage to the District or other contractor(s).

**19.4.1.7** Unsatisfactory prosecution of the Work by the Contractor.

**19.4.1.8** Failure to store and properly secure materials.

**19.4.1.9** Failure of the Contractor to submit, on a timely basis, proper, sufficient, and acceptable documentation required by the Contract Documents, including, without limitation, a Construction Schedule, Schedule of Submittals, Schedule of Values, Monthly Progress Schedules, Shop Drawings, Product Data and samples, Proposed product lists, executed Change Orders, and/or verified reports.

**19.4.1.10** Failure of the Contractor to maintain As-Built Drawings.

**19.4.1.11** Erroneous estimates by the Contractor of the value of the Work performed, or other false statements in an Application for Payment.

**19.4.1.12** Unauthorized deviations from the Contract Documents.

**19.4.1.13** Failure of the Contractor to prosecute the Work in a timely manner in compliance with the Construction Schedule, established progress schedules, and/or completion dates.

**19.4.1.14** Failure to provide acceptable electronic certified payroll records, as required by the Labor Code, by these Contract Documents, or by written request; for each journeyman, apprentice, worker, or other employee employed by the Contractor and/or by each Subcontractor in connection with the Work for the period of the Application for Payment or if payroll records are delinquent or inadequate.

**19.4.1.15** Failure to properly pay prevailing wages as required in Labor Code section 1720 et seq., failure to comply with any other Labor Code requirements, and/or failure to comply with labor compliance monitoring and enforcement by the DIR.

**19.4.1.16** Allowing an unregistered subcontractor, as described in Labor Code section 1725.5, to engage in the performance of any work under this Contract.

**19.4.1.17** Failure to comply with any applicable federal statutes and regulations regarding minimum wages, withholding, payrolls and basic records, apprentice and trainee employment requirements, equal employment opportunity requirements, Copeland Act requirements, Davis-Bacon Act and related requirements, Contract Work Hours and Safety Standards Act requirements, if applicable.

**19.4.1.18** Failure to properly maintain or clean up the Site.

**19.4.1.19** Failure to timely indemnify, defend, or hold harmless the District.

**19.4.1.20** Any payments due to the District, including but not limited to payments for failed tests, utilities changes, or permits.

**19.4.1.21** Failure to pay Subcontractor(s) or supplier(s) as required by law and by the Contract Documents.

**19.4.1.22** Failure to pay any royalty, license or similar fees.

**19.4.1.23** Contractor is otherwise in breach, default, or in substantial violation of any provision of this Contract.

**19.4.1.24** Failure to perform any implementation and/or monitoring required by any SWPPP for the Project and/or the imposition of any penalties or fines therefore whether imposed on the District or Contractor.

#### **19.4.2 Reallocation of Withheld Amounts**

**19.4.2.1** District may, in its discretion, apply any withheld amount to pay outstanding claims or obligations as defined herein. In so doing, District shall make such payments on behalf of Contractor. If any payment is so made by District, then that amount shall be considered a payment made under Contract by District to Contractor and District shall not be liable to Contractor for any payment made in good faith. These payments may be made without prior judicial determination of claim or obligation. District will render Contractor an accounting of funds disbursed on behalf of Contractor.

**19.4.2.2** If Contractor defaults or neglects to carry out the Work in accordance with the Contract Documents or fails to perform any provision thereof, District may, after **FORTY-EIGHT (48)** hours' written notice to the Contractor and, without prejudice to any other remedy, make good such deficiencies. The District shall adjust the total Contract Price by reducing the amount thereof by the cost of making good such deficiencies. If District deems it inexpedient to correct Work that is damaged, defective, or not done in accordance with Contract provisions, an equitable reduction in the Contract Price (of at least one hundred fifty percent

(150%) of the estimated reasonable value of the nonconforming Work) shall be made therefor.

#### **19.4.3 Payment After Cure**

When Contractor removes the grounds for declining approval, payment shall be made for amounts withheld because of them. No interest shall be paid on any retainage or amounts withheld due to the failure of the Contractor to perform in accordance with the terms and conditions of the Contract Documents.

### **19.5 Subcontractor Payments**

#### **19.5.1 Payments to Subcontractors**

No later than seven (7) days after receipt, or pursuant to Business and Professions Code section 7108.5 and Public Contract Code section 7107, the Contractor shall pay to each Subcontractor, out of the amount paid to the Contractor on account of such Subcontractor's portion of the Work, the amount to which said Subcontractor is entitled. The Contractor shall, by appropriate agreement with each Subcontractor, require each Subcontractor to make payments to its Sub-subcontractors in a similar manner.

#### **19.5.2 No Obligation of District for Subcontractor Payment**

The District shall have no obligation to pay, or to see to the payment of, money to a Subcontractor except as may otherwise be required by law.

#### **19.5.3 Joint Checks**

District shall have the right in its sole discretion, if necessary for the protection of the District, to issue joint checks made payable to the Contractor and Subcontractors and/or material or equipment suppliers. The joint check payees shall be responsible for the allocation and disbursement of funds included as part of any such joint payment. In no event shall any joint check payment be construed to create any contract between the District and a Subcontractor of any tier, or a material or equipment supplier, any obligation from the District to such Subcontractor or a material or equipment supplier, or rights in such Subcontractor or a material or equipment supplier against the District.

## **20. COMPLETION OF THE WORK**

### **20.1 Completion**

**20.1.1** District will accept completion of Contract and have the Notice of Completion recorded when the entire Work shall have been completed to the satisfaction of District.

**20.1.2** The Work may only be accepted as complete by action of the governing board of the District.

**20.1.3** District, at its sole option, may accept completion of Contract and have the Notice of Completion recorded when the entire Work shall have been completed to the satisfaction of District, except for minor corrective items, as distinguished



from incomplete items. If Contractor fails to complete all minor corrective items within fifteen (15) days after the date of the District's acceptance of completion, District shall withhold from the final payment one hundred fifty percent (150%) of an estimate of the amount sufficient to complete the corrective items, as determined by District, until the item(s) are completed.

**20.1.4** At the end of the 15-day period, if there are any items remaining to be corrected, District may elect to proceed as provided herein related to adjustments to Contract Price, and/or District's right to perform the Work of the Contractor.

## **20.2 Close-Out/Certification Procedures**

### **20.2.1 Punch List**

The Contractor shall notify the Architect when Contractor considers the Work complete. Upon notification, Architect will prepare a list of minor items to be completed or corrected ("Punch List"). The Contractor and/or its Subcontractors shall proceed promptly to complete and correct items on the Punch List. Failure to include an item on Punch List does not alter the responsibility of the Contractor to complete all Work in accordance with the Contract Documents.

### **20.2.2 Close-Out/Certification Requirements**

#### **20.2.2.1 Utility Connections**

Buildings shall be connected to water, gas, sewer, and electric services, complete and ready for use. Service connections shall be made and existing services reconnected.

#### **20.2.2.2 Record Drawings and Record Specifications**

**20.2.2.2.1** Contractor shall provide exact Record Drawings of the Work ("As-Builts") and Record Specifications upon completion of the Project and as a condition precedent to approval of final payment.

**20.2.2.2.2** Contractor shall obtain the Inspector's approval of the corrected prints and employ a competent draftsman to transfer the Record Drawings information to the most current version of AutoCAD that is, at that time, currently utilized for plan check submission by either the District, the Architect, OPSC, and/or DSA, and print a complete set of transparent sepias. When completed, Contractor shall deliver corrected sepias and diskette/CD/other data storage device acceptable to District with AutoCAD file to the District.

**20.2.2.2.3** Contractor is liable and responsible for any and all inaccuracies in the Record Drawings and Record Specifications, even if inaccuracies become evident at a future date.

#### **20.2.2.3 Construction Storm Water Permit, if applicable**

Contractor shall submit to District all electronic or hard copy records required by the Construction Storm Water Permit, if applicable, within seven (7) days of Completion of the Project.

**20.2.2.4 Maintenance Manuals:** Contractor shall prepare all operation and maintenance manuals and date as indicated in the Specifications.

**20.2.2.5 Source Programming:** Contractor shall provide all source programming for all items in the Project.

**20.2.2.6 Verified Reports:** Contractor shall completely and accurately fill out and file forms DSA 6-C or DSA 152 (or current form), as appropriate. Refer to section 4-336 and section 4-343 of Part 1, Title 24 of the California Code of Regulations.

### **20.3 Final Inspection**

**20.3.1** Contractor shall comply with Punch List procedures as provided herein, and maintain the presence of a Project Superintendent and Project Manager until the Punch List is complete to ensure proper and timely completion of the Punch List. Under no circumstances shall Contractor demobilize its forces prior to completion of the Punch List without District's prior written approval. Upon receipt of Contractor's written notice that all of the Punch List items have been fully completed and the Work is ready for final inspection and District acceptance, Architect and Project Inspector will inspect the Work and shall submit to Contractor and District a final inspection report noting the Work, if any, required in order to complete in accordance with the Contract Documents. Absent unusual circumstances, this report shall consist of the Punch List items not yet satisfactorily completed.

**20.3.2** Upon Contractor's completion of all items on the Punch List and any other uncompleted portions of the Work, the Contractor shall notify the District and Architect, who shall again inspect such Work. If the Architect finds the Work complete and acceptable under the Contract Documents, the Architect will notify Contractor, who shall then jointly submit to the Architect and the District its final Application for Payment.

#### **20.3.3 Final Inspection Requirements**

**20.3.3.1** Before calling for final inspection, Contractor shall determine that the following have been performed:

**20.3.3.1.1** The Work has been completed.

**20.3.3.1.2** All life safety items are completed and in working order.

**20.3.3.1.3** Mechanical and electrical Work including, without limitation, security system, data, and fire alarm, are complete and tested, fixtures are in place, connected, and ready for tryout.

**20.3.3.1.4** Electrical circuits scheduled in panels and disconnect switches labeled.

**20.3.3.1.5** Painting and special finishes complete.

**20.3.3.1.6** Doors complete with hardware, cleaned of protective film, relieved of sticking or binding, and in working order.

- 20.3.3.1.7** Tops and bottoms of doors sealed.
- 20.3.3.1.8** Floors waxed and polished as specified.
- 20.3.3.1.9** Broken glass replaced and glass cleaned.
- 20.3.3.1.10** Grounds cleared of Contractor's equipment, raked clean of debris, and trash removed from Site.
- 20.3.3.1.11** Work cleaned, free of stains, scratches, and other foreign matter, and damaged and broken material replaced.
- 20.3.3.1.12** Finished and decorative work shall have marks, dirt, and superfluous labels removed.
- 20.3.3.1.13** Final cleanup, as provided herein.

#### **20.4 Costs of Multiple Inspections**

More than two (2) requests of the District to make a final inspection shall be considered an additional service of District, Architect, Construction Manager, and/or Project Inspector, and all subsequent costs will be invoiced to Contractor and if funds are available, withheld from remaining payments.

#### **20.5 Partial Occupancy or Use Prior to Completion**

##### **20.5.1 District's Rights to Occupancy**

The District may occupy or use any completed or partially completed portion of the Work at any stage, and such occupancy shall not constitute the District's Final Acceptance of any part of the Work. Neither the District's Final Acceptance, the making of Final Payment, any provision in Contract Documents, nor the use or occupancy of the Work, in whole or in part, by District shall constitute acceptance of Work not in accordance with the Contract Documents nor relieve the Contractor or the Contractor's Performance Bond Surety from liability with respect to any warranties or responsibility for faulty or defective Work or materials, equipment and workmanship incorporated therein. In the event that the District occupies or uses any completed or partially completed portion of the Work, the Contractor shall remain responsible for payments, security, maintenance, heat, utilities, damage to the Work, insurance, the period for correction of the Work, and the commencement of warranties required by the Contract Documents unless the Contractor requests in writing, and the District agrees, to otherwise divide those responsibilities. Any dispute as to responsibilities shall be resolved pursuant to the Claims and Disputes provisions herein, with the added provision that during the dispute process, the District shall have the right to occupy or use any portion of the Work that it needs or desires to use.

##### **20.5.2 Inspection Prior to Occupancy or Use**

Immediately prior to partial occupancy or use, the District, the Contractor, and the Architect shall jointly inspect the area to be occupied or portion of the Work to be used in order to determine and record the condition of the Work.

### **20.5.3 No Waiver**

Unless otherwise agreed upon, partial or entire occupancy or use of a portion or portions of the Work shall not constitute beneficial occupancy or District's acceptance of the Work not complying with the requirements of the Contract Documents.

## **21. FINAL PAYMENT AND RETENTION**

### **21.1 Final Payment**

Upon receipt and approval of a valid and final Application for Payment, the Architect will issue a final Certificate of Payment. The District shall thereupon jointly inspect the Work and either accept the Work as complete or notify the Architect and the Contractor in writing of reasons why the Work is not complete. Upon District's acceptance of the Work of the Contractor as fully complete by the Governing Board of the District (that, absent unusual circumstances, will occur when the Punch List items have been satisfactorily completed), the District shall record a Notice of Completion with the County Recorder, and the Contractor shall, upon receipt of final payment from the District, pay the amount due Subcontractors.

### **21.2 Prerequisites for Final Payment**

The following conditions must be fulfilled prior to Final Payment:

**21.2.1** A full release of all Stop Payment Notices served in connection with the Work shall be submitted by Contractor.

**21.2.2** A duly completed and executed conditional waiver and release upon final payment compliant with Civil Code section 8136, from the Contractor and each subcontractor of any tier and supplier to be paid from the final payment.

**21.2.3** A duly completed and executed unconditional waiver and release upon progress payment compliant with Civil Code section 8134, from the Contractor and each subcontractor of any tier and supplier that was paid from the previous progress payments.

**21.2.4** A duly completed and executed Document 00 65 19.26, "AGREEMENT AND RELEASE OF ANY AND ALL CLAIMS" from the Contractor.

**21.2.5** The Contractor shall have made all corrections to the Work that are required to remedy any defects therein, to obtain compliance with the Contract Documents or any requirements of applicable codes and ordinances, or to fulfill any of the orders or directions of District required under the Contract Documents.

**21.2.6** Each Subcontractor shall have delivered to the Contractor all written guarantees, warranties, applications, and bonds required by the Contract Documents for its portion of the Work.

**21.2.7** Contractor must have completed all requirements set forth under "Close-Out/Certification Procedures," including, without limitation, submission of an approved set of complete Record Drawings.

**21.2.8** Architect shall have issued its written approval that final payment can be made.

**21.2.9** The Contractor shall have delivered to the District all manuals and materials required by the Contract Documents, which must be approved by the District.

**21.2.10** The Contractor shall have completed final clean-up as provided herein.

### **21.3 Retention**

**21.3.1** The retention, less any amounts disputed by the District or that the District has the right to withhold pursuant to provisions herein, shall be paid:

**21.3.1.1** After approval by the Architect of the Application and Certificate of Payment,

**21.3.1.2** After the satisfaction of the conditions set forth herein, and

**21.3.1.3** After forty-five (45) days after the recording of the Notice of Completion by District.

**21.3.2** No interest shall be paid on any retention, or on any amounts withheld due to a failure of the Contractor to perform, in accordance with the terms and conditions of the Contract Documents, except as provided to the contrary in any Escrow Agreement between the District and the Contractor pursuant to Public Contract Code section 22300.

### **21.4 Substitution of Securities**

The District will permit the substitution of securities in accordance with the provisions of Public Contract Code section 22300.

## **22. UNCOVERING OF WORK**

If a portion of the Work is covered without Inspector or Architect approval or not in compliance with the Contract Documents, it must, if required in writing by the District, the Project Inspector, or the Architect, be uncovered for the Project Inspector's or the Architect's observation and be corrected, replaced, and/or recovered at the Contractor's expense without change in the Contract Price or Contract Time.

## **23. NONCONFORMING WORK AND CORRECTION OF WORK**

### **23.1 Nonconforming Work**

**23.1.1** Contractor shall promptly remove from Premises all Work identified by District as failing to conform to the Contract Documents whether incorporated or not. Contractor shall promptly replace and re-execute its own Work to comply with the Contract Documents without additional expense to the District and shall bear the expense of making good all work of other contractors destroyed or damaged by any removal or replacement pursuant hereto and/or any delays to the District or other Contractors caused thereby.

**23.1.2** If Contractor does not remove Work that District has identified as failing to conform to the Contract Documents within a reasonable time, not to exceed **FORTY-EIGHT (48)** hours, District may remove it and may store any material at Contractor's expense. If Contractor does not pay expense(s) of that removal within ten (10) days' time thereafter, District may, upon ten (10) days' written notice, sell any material at auction or at private sale and shall deduct all costs and expenses incurred by the District and/or District may withhold those amounts from payment(s) to Contractor.

## **23.2 Correction of Work**

### **23.2.1 Correction of Rejected Work**

Pursuant to the notice provisions herein, the Contractor shall immediately correct the Work rejected by the District, the Architect, or the Project Inspector as failing to conform to the requirements of the Contract Documents, whether observed before or after Completion and whether or not fabricated, installed, or completed. The Contractor shall bear costs of correcting the rejected Work, including additional testing, inspections, and compensation for the Inspector's or the Architect's services and expenses made necessary thereby.

### **23.2.2 One-Year Warranty Corrections**

If, within one (1) year after the date of Completion of the Work or a designated portion thereof, or after the date for commencement of warranties established hereunder, or by the terms of an applicable special warranty required by the Contract Documents, any of the Work is found to be not in accordance with the requirements of the Contract Documents, the Contractor shall correct it promptly after receipt of written notice from the District to do so. This period of one (1) year shall be extended with respect to portions of the Work first performed after Completion by the period of time between Completion and the actual performance of the Work. This obligation hereunder shall survive District's acceptance of the Work under the Contract and termination of the Contract. The District shall give such notice promptly after discovery of the condition.

## **23.3 District's Right to Perform Work**

**23.3.1** If the Contractor should neglect to prosecute the Work properly or fail to perform any provisions of this contract, the District, after **FORTY-EIGHT (48)** hours' written notice to the Contractor, may, without prejudice to any other remedy it may have, make good such deficiencies and may deduct the cost thereof from the payment then or thereafter due the Contractor.

**23.3.2** If it is found at any time, before or after completion of the Work, that Contractor has varied from the Drawings and/or Specifications, including, but not limited to, variation in material, quality, form, or finish, or in the amount or value of the materials and labor used, District may require at its option:

**23.3.2.1** That all such improper Work be removed, remade or replaced, and all work disturbed by these changes be made good by Contractor at no additional cost to the District;

**23.3.2.2** That the District deduct from any amount due Contractor the sum of money equivalent to the difference in value between the work performed and that called for by the Drawings and Specifications; or

**23.3.2.3** That the District exercise any other remedy it may have at law or under the Contract Documents, including but not limited to the District hiring its own forces or another contractor to replace the Contractor's nonconforming Work, in which case the District shall either issue a deductive Change Order, a Construction Change Directive, or invoice the Contractor for the cost of that work. Contractor shall pay any invoices within thirty (30) days of receipt of same or District may withhold those amounts from payment(s) to Contractor.

## **24. TERMINATION AND SUSPENSION**

### **24.1 District's Request for Assurances**

If District at any time reasonably believes Contractor is or may be in default under this Contract, District may in its sole discretion notify Contractor of this fact and request written assurances from Contractor of performance of Work and a written plan from Contractor to remedy any potential default under the terms this Contract that the District may advise Contractor of in writing. Contractor shall, within ten (10) calendar days of District's request, deliver a written cure plan that meets the District's requirements in its request for assurances. Contractor's failure to provide such written assurances of performance and the required written plan, within ten (10) calendar days of request, will constitute a material breach of this Contract sufficient to justify termination for cause.

### **24.2 District's Right to Terminate Contractor for Cause**

**24.2.1 Grounds for Termination:** The District, in its sole discretion, may terminate the Contract and/or terminate the Contractor's right to perform the work of the Contract based upon any of the following:

**24.2.1.1** Contractor refuses or fails to execute the Work or any separable part thereof with sufficient diligence as will ensure its completion within the time specified or any extension thereof, or

**24.2.1.2** Contractor fails to complete said Work within the time specified or any extension thereof, or

**24.2.1.3** Contractor persistently fails or refuses to perform Work or provide material of sufficient quality as to be in compliance with Contract Documents; or

**24.2.1.4** Contractor persistently refuses, or repeatedly fails, except in cases for which extension of time is provided, to supply enough properly skilled workers or proper materials to complete the Work in the time specified; or

**24.2.1.5** Contractor fails to make prompt payment to Subcontractors, or for material, or for labor; or

**24.2.1.6** Contractor persistently disregards laws, or ordinances, or instructions of District; or

**24.2.1.7** Contractor fails to supply labor, including that of Subcontractors, that is sufficient to prosecute the Work or that can work in harmony with all other elements of labor employed or to be employed on the Work; or

**24.2.1.8** Contractor or its Subcontractor(s) is/are otherwise in breach, default, or in substantial violation of any provision of this Contract, including but not limited to a lapse in licensing or registration.

## **24.2.2 Notification of Termination**

**24.2.2.1** Upon the occurrence at District's sole determination of any of the above conditions, District may, without prejudice to any other right or remedy, serve written notice upon Contractor and its Surety of District's termination of this Contract and/or the Contractor's right to perform the work of the Contract. This notice will contain the reasons for termination. Unless, within three (3) days after the service of the notice, any and all condition(s) shall cease, and any and all violation(s) shall cease, or arrangement satisfactory to District for the correction of the condition(s) and/or violation(s) be made, this Contract and/or the Contractor's right to perform the Work of the Contract shall cease and terminate. Upon termination, Contractor shall not be entitled to receive any further payment until the entire Work is finished.

**24.2.2.2** Upon termination, District may immediately serve written notice of tender upon Surety whereby Surety shall have the right to take over and perform this Contract only if Surety:

**24.2.2.2.1** Within three (3) days after service upon it of the notice of tender, gives District written notice of Surety's intention to take over and perform this Contract; and

**24.2.2.2.2** Commences performance of this Contract within three (3) days from date of serving of its notice to District.

**24.2.2.3** Surety shall not utilize Contractor in completing the Project if the District notifies Surety of the District's objection to Contractor's further participation in the completion of the Project. Surety expressly agrees that any contractor which Surety proposes to fulfill Surety's obligations is subject to District's approval. District's approval shall not be unreasonably withheld, conditioned or delayed.

**24.2.2.4** If Surety fails to notify District or begin performance as indicated herein, District may take over the Work and execute the Work to completion by any method it may deem advisable at the expense of Contractor and/or its Surety. Contractor and/or its Surety shall be liable to District for any excess cost or other damages the District incurs thereby. Time is of the essence in this Contract. If the District takes over the Work as herein provided, District may, without liability for so doing, take possession of and utilize in completing the Work such materials, appliances, plan, and other property belonging to Contractor as may be on the Site of the Work, in bonded storage, or previously paid for.



### **24.3 Termination of Contractor for Convenience**

**24.3.1** District in its sole discretion may terminate the Contract in whole or in part upon three (3) days' written notice to the Contractor.

**24.3.2** Upon notice, Contractor shall:

**24.3.2.1** Cease operations as directed by the District in the notice;

**24.3.2.2** Take necessary actions for the protection and preservation of the Work as soon as possible; and

**24.3.2.3** Terminate all existing subcontracts and purchase orders and enter into no further subcontracts and purchase orders.

**24.3.3** Within 30 days of the notice, Contractor submit to the District a payment application for the actual cost for labor, materials, and services performed, including all Contractor's and Subcontractor(s)' mobilization and/or demobilization costs, that is unpaid. Contractor shall have no claims against the District except for the actual cost for labor, materials, and services performed that adequately documented through timesheets, invoices, receipts, or otherwise. District shall pay all undisputed invoice(s) for work performed until the notice of termination.

**24.3.4** Under a termination for convenience, the District retains the right to all the options available to the District if there is a termination for cause.

### **24.4 Effect of Termination**

**24.4.1** Contractor shall, only if ordered to do so by the District, immediately remove from the Site all or any materials and personal property belonging to Contractor that have not been incorporated in the construction of the Work, or which are not in place in the Work. The District retains the right, but not the obligation, to keep and use any materials and personal property belonging to Contractor that have not been incorporated in the construction of the Work, or which are not in place in the Work. The Contractor and its Surety shall be liable upon the Performance Bond for all damages caused to the District by reason of the Contractor's failure to complete the Contract.

**24.4.2** In the event that the District shall perform any portion of, or the whole of the Work, pursuant to the provisions of the General Conditions, the District shall not be liable nor account to the Contractor in any way for the time within which, or the manner in which, the Work is performed by the District or for any changes the District may make in the Work or for the money expended by the District in satisfying claims and/or suits and/or other obligations in connection with the Work.

**24.4.3** In the event termination for cause is determined to have not been for cause, the termination shall be deemed to have been a termination for convenience effective as of the same date as the purported termination for cause.

**24.4.4** In the event that the Contract is terminated for any reason, no allowances or compensation will be granted for the loss of any anticipated profit by the Contractor or any impact or impairment of Contractor's bonding capacity.

**24.4.5** If the expense to the District to finish the Work exceeds the unpaid Contract Price, Contractor and Surety shall pay difference to District within twenty-one (21) days of District's request.

**24.4.6** The District shall have the right (but shall have no obligation) to assume and/or assign to a general contractor or construction manager or other third party who is qualified and has sufficient resources to complete the Work, the rights of the Contractor under its subcontracts with any or all Subcontractors. In the event of an assumption or assignment by the District, no Subcontractor shall have any claim against the District or third party for Work performed by Subcontractor or other matters arising prior to termination of the Contract. The District or any third party, as the case may be, shall be liable only for obligations to the Subcontractor arising after assumption or assignment. Should the District so elect, the Contractor shall execute and deliver all documents and take all steps, including the legal assignment of its contractual rights, as the District may require, for the purpose of fully vesting in the District the rights and benefits of its Subcontractor under Subcontracts or other obligations or commitments. All payments due the Contractor hereunder shall be subject to a right of offset by the District for expenses and damages suffered by the District as a result of any default, acts, or omissions of the Contractor. Contractor must include this assignment provision in all of its contracts with its Subcontractors.

**24.4.7** The foregoing provisions are in addition to and not in limitation of any other rights or remedies available to District.

## **24.5 Emergency Termination of Public Contracts Act of 1949**

**24.5.1** This Contract is subject to termination as provided by sections 4410 and 4411 of the Government Code of the State of California, being a portion of the Emergency Termination of Public Contracts Act of 1949.

**24.5.1.1** Section 4410 of the Government Code states:

In the event a national emergency occurs, and public work, being performed by contract, is stopped, directly or indirectly, because of the freezing or diversion of materials, equipment or labor, as the result of an order or a proclamation of the President of the United States, or of an order of any federal authority, and the circumstances or conditions are such that it is impracticable within a reasonable time to proceed with a substantial portion of the work, then the public agency and the contractor may, by written agreement, terminate said contract.

**24.5.1.2** Section 4411 of the Government Code states:

Such an agreement shall include the terms and conditions of the termination of the contract and provision for the payment of compensation or money, if any, which either party shall pay to the other or any other person, under the facts and circumstances in the case.

**24.5.2** Compensation to the Contractor shall be determined at the sole discretion of District on the basis of the reasonable value of the Work done, including preparatory work. As an exception to the foregoing and at the District's discretion, in the case of any fully completed separate item or portion of the Work for which there is a separate previously submitted unit price or item on the accepted schedule

of values, that price shall control. The District, at its sole discretion, may adopt the Contract Price as the reasonable value of the work done or any portion thereof.

## **24.6 Suspension of Work**

**24.6.1** District in its sole discretion may suspend, delay or interrupt the Work in whole or in part for such period of time as the District may determine upon three (3) days written notice to the Contractor.

**24.6.1.1** An adjustment may be made for changes in the cost of performance of the Work caused by any such suspension, delay or interruption. No adjustment shall be made to the extent:

**24.6.1.1.1** That performance is, was or would have been so suspended, delayed or interrupted by another cause for which Contractor is responsible; or

**24.6.1.1.2** That an equitable adjustment is made or denied under another provision of the Contract; or

**24.6.1.1.3** That the suspension of Work was the direct or indirect result of Contractor's failure to perform any of its obligations hereunder.

**24.6.1.2** Any adjustments in cost of performance may have a fixed or percentage fee as provided in the section on Format for Proposed Change Order herein. This amount shall be full compensation for all Contractor's and its Subcontractor(s)' changes in the cost of performance of the Contract caused by any such suspension, delay or interruption.

## **25. CLAIMS PROCESS**

### **25.1 Obligation to File Claims for Disputed Work**

**25.1.1** Should Contractor otherwise seek extra time or compensation for any reason whatsoever ("Disputed Work"), then Contractor shall first follow procedures set forth in the Contract Documents including, without limitation, Articles 15, 16 and 17, all of which are conditions precedent to submitting a Claim pursuant to Article 25. A Notice of Delay or Proposed Change Order are less formal procedures that proceed the formal claim and do not constitute a Claim. A Claim also does not include correspondence, RFIs, vouchers, invoices, progress payment applications, or other routine or authorized form of requests for progress payments in compliance with the Contract. If a dispute remains, then Contractor shall give written notice to District that expressly invokes this Article 25 within the time limits set forth herein.

**25.1.2** Contractor's sole and exclusive remedy for Disputed Work is to file a written claim setting forth Contractor's position as required herein within the time limits set forth herein.

### **25.2 Duty to Perform during Claim Process**

Contractor and its subcontractors shall continue to perform its Work under the Contract including the disputed work, and shall not cause a delay of the Work during any dispute,

claim, negotiation, mediation, or arbitration proceeding, except by written agreement by the District.

### **25.3 Definition of Claim**

**25.3.1** Pursuant to Public Contract Code section 9204, the term "Claim" means a separate demand by the Contractor sent by registered mail or certified mail with return receipt requested, for one or more of the following:

**25.3.1.1** A time extension, including without limitation, for relief of damages or penalties for delay assessed by the District under the Contract;

**25.3.1.2** Payment by the District of money or damages arising from work done by, or on behalf of, the Contractor pursuant to the Contract and payment of which is not otherwise expressly provided for or to which Contractor is not otherwise entitled to; or

**25.3.1.3** An amount of payment disputed by the District.

### **25.4 Claims Presentation**

#### **25.4.1 Form and Contents of Claim**

**25.4.1.1** If Contractor intends to submit a Claim for an increase in the Contract Price and/or Contract Time for any reason including, without limitation, the acts of District or its agents, Contractor shall, within thirty (30) days after the event giving rise to the Claim, give notice of the Claim ("Notice of Potential Claim") in writing specifically identifying Contractor is invoking this Article 25 Claims Presentation. The Notice of Potential Claim shall provide Contractor's preliminary request for an adjustment to the Contract Price and/or Contract Time, with a description of the grounds therefore.

**25.4.1.2** Within thirty (30) days after serving the written Notice of Potential Claim, Contractor shall provide a Claim including an itemized statement of the details and amounts of its Claim for any increase in the Contract Price of Contract Time as provided below, including a Time Impact Analysis and any and all other documentation substantiating Contractor's claimed damages:

**25.4.1.2.1** The issues, events, conditions, circumstances and/or causes giving rise to the dispute, and shall show, in detail, the cause and effect of same;

**25.4.1.2.2** Citation to provisions in the Contract Documents, statute sections, and/or case law entitling Contractor to an increase in the Contract Price or Contract Time;

**25.4.1.2.3** The pertinent dates and/or durations and actual and/or anticipated effects on the Contract Price, Contract Schedule milestones and/or Contract Time adjustments;

**25.4.1.2.4** The Time Impact Analysis of all time delays that shows actual time impact on the critical path; and

**25.4.1.2.5** The line-item costs for labor, material, and/or equipment, if applicable, for all cost impacts priced like a change order according to Article 17 and must be updated monthly as to cost and entitlement if a continuing claim.

**25.4.1.3** The Claim shall include the following certification by the Contractor:

**25.4.1.3.1** The undersigned Contractor certifies under penalty of perjury that the attached dispute is made in good faith; that the supporting data is accurate and complete to the best of my knowledge and belief; that the amount requested accurately reflects the adjustment for which Contractor believes the District is liable; and that I am duly authorized to certify the dispute on behalf of the Contractor.

**25.4.1.3.2** Furthermore, Contractor understands that the value of the attached dispute expressly includes any and all of the Contractor's costs and expenses, direct and indirect, resulting from the Work performed on the Project, additional time required on the Project and/or resulting from delay to the Project including, without limitation, cumulative impacts. Contractor may not separately recover for overhead or other indirect costs. Any costs, expenses, damages, or time extensions not included are deemed waived.

**25.4.2** Contractor shall bear all costs incurred in the preparation and submission of a Claim.

**25.4.3** Failure to timely submit a Claim and the requisite supporting documentation shall constitute a waiver of Contractor's claim(s) against the District and Contractor's Claim(s) for compensation or an extension of time shall be deemed waived, released, and discharged as to any entitlement for adjustment to Contract Price and/or Contract Time.

## **25.5 Claim Resolution pursuant to Public Contract Code section 9204**

Contractor may request to waive the claims procedure under Public Contract Code section 9204 and proceed directly to the commencement of a civil action or binding arbitration. If Contractor chooses to proceed, Contractor shall comply with the following steps:

### **25.5.1 STEP 1:**

**25.5.1.1** Upon receipt of a Claim by registered or certified mail, return receipt requested, including the documents necessary to substantiate it, the District shall conduct a reasonable review of the Claim and, within a period not to exceed 45 days, shall provide the Contractor a written statement identifying what portion of the Claim is disputed and what portion is undisputed. Upon receipt of a Claim, the District and Contractor may, by mutual agreement, extend the time period to provide a written statement. If the District needs approval from its governing body to provide the Contractor a written statement identifying the disputed portion and the undisputed portion of the Claim, and the governing body does not meet within the 45 days or within the mutually agreed to extension of time following receipt of Claim sent by registered mail or certified mail, return receipt requested, the District shall have up to three (3) days following the next duly publicly noticed meeting of the governing body after the 45-day period, or

extension, expires to provide Contractor a written statement identifying the disputed portion and the undisputed portion.

**25.5.1.1.1** Any payment due on an undisputed portion of the Claim shall be processed and made within 60 days after the District issues its written statement. Amounts not paid in a timely manner as required by this section, section 25.4, shall bear interest at seven percent (7%) per annum.

**25.5.1.2** Upon receipt of a Claim, the parties may mutually agree to waive, in writing, mediation and proceed directly to the commencement of a civil action or binding arbitration, as applicable. In this instance, District and Contractor must comply with the sections below regarding Public Contract Code section 20104 et seq. and Government Code Claim Act Claims.

**25.5.1.3** If the District fails to issue a written statement, or to otherwise meet the time requirements of this section, this shall result in the Claim being deemed rejected in its entirety. A Claim that is denied by reason of the District's failure to have responded to a Claim, or its failure to otherwise meet the time requirements of this section, shall not constitute an adverse finding with regard to the merits of the Claim or the responsibility or qualifications of Contractor.

## **25.5.2 STEP 2:**

**25.5.2.1** If Contractor disputes the District's written response, or if the District fails to respond to a Claim within the time prescribed, Contractor may demand in writing an informal conference to meet and confer for settlement of the issues in dispute. Upon receipt of a demand in writing sent by registered mail or certified mail, return receipt requested, the District shall schedule a meet and confer conference within 30 days for settlement of the dispute. Within 10 business days following the conclusion of the meet and confer conference, if the Claim or any portion of the Claim remains in dispute, the District shall provide the Contractor a written statement identifying the portion of the Claim that remains in dispute and the portion that is undisputed.

**25.5.2.1.1.1** Any payment due on an undisputed portion of the Claim shall be processed and made within 60 days after the District issues its written statement. Amounts not paid in a timely manner as required by this section, section 25.4, shall bear interest at seven percent (7%) per annum.

## **25.5.3 STEP 3:**

**25.5.3.1** Any disputed portion of the Claim, as identified by Contractor in writing, shall be submitted to nonbinding mediation, with the District and Contractor sharing the associated costs equally. The District and Contractor shall mutually agree to a mediator within 10 business days after the disputed portion of the Claim has been identified in writing. If the parties cannot agree upon a mediator, each party shall select a mediator and those mediators shall select a qualified neutral third party to mediate with regard to the disputed portion of the Claim. Each party shall bear the fees and costs charged by its respective mediator in connection with the selection of the neutral mediator. If mediation is unsuccessful, the parts of the Claim remaining in dispute shall be subject to applicable procedures outside this section.

**25.5.3.1.1** For purposes of this section, mediation includes any nonbinding process, including, but not limited to, neutral evaluation or a dispute review board, in which an independent third party or board assists the parties in dispute resolution through negotiation or by issuance of an evaluation. Any mediation utilized shall conform to the timeframes in this section.

**25.5.3.2** Unless otherwise agreed to by the District and Contractor in writing, the mediation conducted pursuant to this section shall excuse any further obligation under Public Contract Code section 20104.4 to mediate after litigation has been commenced.

**25.5.4 STEP 4:**

**25.5.4.1** If mediation under this section does not resolve the parties' dispute, the District may, but does not require arbitration of disputes under private arbitration or the Public Works Contract Arbitration Program.

**25.6 Subcontractor Pass-Through Claims**

**25.6.1** If a subcontractor or a lower tier subcontractor lacks legal standing to assert a claim against a District because privity of contract does not exist, the contractor may present to the District a Claim on behalf of a subcontractor or lower tier subcontractor. A subcontractor may request in writing, either on his or her own behalf or on behalf of a lower tier subcontractor, that Contractor present a Claim for work which was performed by the subcontractor or by a lower tier subcontractor on behalf of the subcontractor. The subcontractor requesting that the Claim be presented to the District shall furnish reasonable documentation to support the Claim.

**25.6.2** Within 45 days of receipt of this written request from a subcontractor, Contractor shall notify the subcontractor in writing as to whether the Contractor presented the Claim to the District and, if Contractor did not present the Claim, provide the subcontractor with a statement of the reasons for not having done so.

**25.6.3** The Contractor shall bind all its Subcontractors to the provisions of this section and will hold the District harmless against Claims by Subcontractors.

**25.7 Government Code Claim Act Claim**

**25.7.1** If a claim, or any portion thereof, remains in dispute upon satisfaction of all applicable Claim Resolution requirements the Contractor shall comply with all claims presentation requirements as provided in Chapter 1 (commencing with section 900) and Chapter 2 (commencing with section 910) of Part 3 of Division 3.6 of Title 1 of Government Code as a condition precedent to the Contractor's right to bring a civil action against the District.

**25.7.2** Contractor shall bear all costs incurred in the preparation, submission and administration of a Claim. Any claims presented in accordance with the Government Code must affirmatively indicate Contractor's prior compliance with the claims procedure herein of the claims asserted.

**25.7.3** For purposes of those provisions, the running of the time within which a claim pursuant to Public Contract Code section 20104.2 only must be presented to

the District shall be tolled from the time the claimant submits his or her written claim pursuant to subdivision (a) until the time that claim is denied as a result of the meet and confer process, including any period of time utilized by the meet and confer process.

**25.8 Claim Resolution pursuant to Public Contract Code section 20104 et seq.**

**25.8.1** In the event of a disagreement between the parties as to performance of the Work, the interpretation of this Contract, or payment or nonpayment for Work performed or not performed, the parties shall attempt to resolve all claims of three hundred seventy-five thousand dollars (\$375,000) or less which arise between Contractor and District by those procedures set forth in Public Contract Code section 20104, et seq., to the extent applicable.

**25.8.1.1** Contractor shall file with the District any written Claim, including the documents necessary to substantiate it, upon the application for final payment.

**25.8.1.2** For claims of less than fifty thousand dollars (\$50,000), the District shall respond in writing within forty-five (45) days of receipt of the Claim or may request in writing within thirty (30) days of receipt of the Claim any additional documentation supporting the Claim or relating to defenses or claims the District may have against the Contractor.

**25.8.1.2.1** If additional information is required, it shall be requested and provided by mutual agreement of the parties.

**25.8.1.2.2** District's written response to the documented Claim shall be submitted to the Contractor within fifteen (15) days after receipt of the further documentation or within a period of time no greater than that taken by the Contractor to produce the additional information, whichever is greater.

**25.8.1.3** For claims of over fifty thousand dollars (\$50,000) and less than or equal to three hundred seventy-five thousand dollars (\$375,000), the District shall respond in writing to all written Claims within sixty (60) days of receipt of the claim, or may request, in writing, within thirty (30) days of receipt of the Claim any additional documentation supporting the Claim or relating to defenses or claims the District may have against the Contractor.

**25.8.1.3.1** If additional information is required, it shall be requested and provided upon mutual agreement of the District and the Contractor.

**25.8.1.3.2** The District's written response to the Claim, as further documented, shall be submitted to the Contractor within thirty (30) days after receipt of the further documentation, or within a period of time no greater than that taken by the Contractor to produce the additional information or requested documentation, whichever is greater.

**25.8.1.4** If Contractor disputes the District's written response, or the District fails to respond within the time prescribed, Contractor may so notify the District, in writing, either within fifteen (15) days of receipt of the District's response or within fifteen (15) days of the District's failure to respond within the time prescribed, respectively, and demand an informal conference to meet and confer



for settlement of the issues in dispute. Upon a demand, the District shall schedule a meet and confer conference within thirty (30) days for settlement of the dispute.

**25.8.1.5** Following the meet and confer conference, if the Claim or any portion of it remains in dispute, the Contractor may file a claim as provided in Chapter 1 (commencing with Section 900) and Chapter 2 (commencing with Section 910) of Part 3 of Division 3.6 of Title 1 of the Government Code. For purposes of those provisions the running of the time within which a claim must be filed shall be tolled from the time the Contractor submits its written Claim until the time the Claim is denied, including any period of time utilized by the meet and confer process.

**25.8.1.6** For any civil action filed to resolve claims filed pursuant to this section, within sixty (60) days, but no earlier than thirty (30) days, following the filing of responsive pleadings, the court shall submit the matter to nonbinding mediation unless waived by mutual stipulation of both parties. The mediation process shall provide for the selection within fifteen (15) days by both parties of a disinterested third person as mediator, shall be commenced within thirty (30) days of the submittal, and shall be concluded within fifteen (15) days from the commencement of the mediation unless a time requirement is extended upon a good cause showing to the court or by stipulation of both parties. If the parties fail to select a mediator within the 15-day period, any party may petition the court to appoint the mediator.

**25.8.1.7** If the matter remains in dispute, the case shall be submitted to judicial arbitration pursuant to Chapter 2.5 (commencing with Section 1141.10) of the Title 3 of Part 3 of the Code of Civil Procedure, notwithstanding Section 1141.11 of that code. The Civil Discovery Act of 1986, (Article 3 (commencing with Section 2016) of Chapter 3 of Title 3 of part 4 of the Code of Civil Procedure) shall apply to any proceeding brought under this subdivision consistent with the rules pertaining to judicial arbitration.

**25.8.1.8** The District shall not fail to pay money as to any portion of a Claim which is undisputed except as otherwise provided in the Contract Documents. In any suit filed pursuant to this section, the District shall pay interest due at the legal rate on any arbitration award or judgment. Interest shall begin to accrue on the date the suit is filed in a court of law.

**25.8.2** Contractor shall bind its Subcontractors to the provisions of this Section and will hold the District harmless against disputes by Subcontractors.

## **25.9 Claim Procedure Compliance**

**25.9.1** Failure to submit and administer claims as required in Article 25 shall waive Contractor's right to claim on any specific issues not included in a timely submitted claim. Claim(s) not raised in a timely protest and timely claim submitted under this Article 25 may not be asserted in any subsequent litigation, Government Code Claim, or legal action.

**25.9.2** District shall not be deemed to waive any provision under this Article 25, if at District's sole discretion, a claim is administered in a manner not in accord with this Article 25. Waivers or modifications of this Article 25 may only be made by a

signed change order approved as to form by legal counsel for both District and Contractor; oral or implied modifications shall be ineffective.

**25.10 Claim Resolution Non-Applicability**

**25.10.1** The procedures for dispute and claim resolutions set forth in this Article shall not apply to the following:

**25.10.1.1** Personal injury, wrongful death or property damage claims;

**25.10.1.2** Latent defect or breach of warranty or guarantee to repair;

**25.10.1.3** Stop payment notices;

**25.10.1.4** District's rights set forth in the Article on Suspension and Termination;

**25.10.1.5** Disputes arising out of labor compliance enforcement by the Department of Industrial Relations; or

**25.10.1.6** District rights and obligations as a public entity set forth in applicable statutes; provided, however, that penalties imposed against a public entity by statutes, including, but not limited to, Public Contract Code sections 20104.50 and 7107, shall be subject to the Claim Resolution requirements provided in this Article.

**25.11 Attorney's Fees**

**25.11.1** Should litigation be necessary to enforce any terms or provisions of this Agreement, then each party shall bear its own litigation and collection expenses, witness fees, court costs, and attorney's fees.

**26. STATE LABOR, WAGE & HOUR, APPRENTICE, AND RELATED PROVISIONS**

**26.1 Labor Compliance and Enforcement**

Since this Project is subject to labor compliance and enforcement by the Department of Industrial Relations ("DIR"), Contractor specifically acknowledges and understands that it shall perform the Work of this Agreement while complying with all the applicable provisions of Division 2, Part 7, Chapter 1, of the Labor Code and Title 8 of the California Code of Regulations, including, without limitation, the requirement that the Contractor and all Subcontractors shall timely furnish complete and accurate electronic certified payroll records directly to the DIR. The District may not issue payment if this requirement is not met.

**26.2 Wage Rates, Travel, and Subsistence**

**26.2.1** Pursuant to the provisions of Article 2 (commencing at section 1770), Chapter 1, Part 7, Division 2, of the Labor Code, the general prevailing rate of per diem wages and the general prevailing rate for holiday and overtime work in the locality in which this public work is to be performed for each craft, classification, or type of worker needed to execute this Contract are on file at the District's principal office and copies will be made available to any interested party on request. Contractor shall obtain and post a copy of these wage rates at the job site.

**26.2.2** Holiday and overtime work, when permitted by law, shall be paid for at the general prevailing rate of per diem wages for holiday and overtime work on file with the Director of the Department of Industrial Relations, unless otherwise specified. The holidays upon which those rates shall be paid need not be specified by the District, but shall be all holidays recognized in the applicable collective bargaining agreement. If the prevailing rate is not based on a collectively bargained rate, the holidays upon which the prevailing rate shall be paid shall be as provided in Section 6700 of the Government Code.

**26.2.3** Contractor shall pay and shall cause to be paid each worker engaged in Work on the Project the general prevailing rate of per diem wages determined by the Director of the Department of Industrial Relations, regardless of any contractual relationship which may be alleged to exist between Contractor or any Subcontractor and such workers.

**26.2.4** If during the period this bid is required to remain open, the Director of the Department of Industrial Relations determines that there has been a change in any prevailing rate of per diem wages in the locality in which the Work under the Contract is to be performed, such change shall not alter the wage rates in the Notice to Bidders or the Contract subsequently awarded.

**26.2.5** Pursuant to Labor Code section 1775, Contractor shall, as a penalty to District, forfeit the statutory amount (believed by the District to be currently up to two hundred dollars (\$200) for each calendar day, or portion thereof, for each worker paid less than the prevailing rates, determined by the District and/or the Director, for the work or craft in which that worker is employed for any public work done under Contract by Contractor or by any Subcontractor under it. The difference between such prevailing wage rates and the amount paid to each worker for each calendar day or portion thereof for which each worker was paid less than the prevailing wage rate shall be paid to each worker by Contractor.

**26.2.6** Any worker employed to perform Work on the Project, which Work is not covered by any classification listed in the general prevailing wage rate of per diem wages determined by the Director, shall be paid not less than the minimum rate of wages specified therein for the classification which most nearly corresponds to Work to be performed by him, and such minimum wage rate shall be retroactive to time of initial employment of such person in such classification.

**26.2.7** Pursuant to Labor Code section 1773.1, per diem wages are deemed to include employer payments for health and welfare, pension, vacation, travel time, subsistence pay, and apprenticeship or other training programs authorized by Labor Code section 3093, and similar purposes.

**26.2.8** Contractor shall post at appropriate conspicuous points on the Site of Project, a schedule showing all determined minimum wage rates and all authorized deductions, if any, from unpaid wages actually earned. In addition, Contractor shall post a sign-in log for all workers and visitors to the Site, a list of all subcontractors of any tier on the Site, and the required Equal Employment Opportunity poster(s).

### **26.3 Hours of Work**

**26.3.1** As provided in article 3 (commencing at section 1810), chapter 1, part 7, division 2, of the Labor Code, eight (8) hours of labor shall constitute a legal day's

work. The time of service of any worker employed at any time by Contractor or by any Subcontractor on any subcontract under this Contract upon the Work or upon any part of the Work contemplated by this Contract shall be limited and restricted by Contractor to eight (8) hours per day, and forty (40) hours during any one week, except as hereinafter provided. Notwithstanding the provisions hereinabove set forth, Work performed by employees of Contractor in excess of eight (8) hours per day and forty (40) hours during any one week, shall be permitted upon this public work upon compensation for all hours worked in excess of eight (8) hours per day at not less than one and one-half times the basic rate of pay.

**26.3.2** Contractor shall keep and shall cause each Subcontractor to keep an accurate record showing the name of and actual hours worked each calendar day and each calendar week by each worker employed by Contractor in connection with the Work or any part of the Work contemplated by this Contract. The record shall be kept open at all reasonable hours to the inspection of District and to the Division of Labor Standards Enforcement of the DIR.

**26.3.3** Pursuant to Labor Code section 1813, Contractor shall as a penalty to the District forfeit the statutory amount (believed by the District to be currently twenty-five dollars (\$25)) for each worker employed in the execution of this Contract by Contractor or by any Subcontractor for each calendar day during which such worker is required or permitted to work more than eight (8) hours in any one calendar day and forty (40) hours in any one calendar week in violation of the provisions of article 3 (commencing at section 1810), chapter 1, part 7, division 2, of the Labor Code.

**26.3.4** Any Work necessary to be performed after regular working hours, or on Sundays or other holidays shall be performed without additional expense to the District.

## **26.4 Payroll Records**

**26.4.1** Contractor shall upload, and shall cause each Subcontractor performing any portion of the Work under this Contract to upload, an accurate and complete certified payroll record ("CPR") electronically using DIR's eCPR System by uploading the CPRs by electronic XML file or entering each record manually using the DIR's iform (or current form) online on no less than every 30 days while Work is being performed and within 30 days after the final day of Work performed on the Project and within ten (10) days of any request by the District or Labor Commissioner at <http://www.dir.ca.gov/Public-Works/Certified-Payroll-Reporting.html> or current application and URL, showing the name, address, social security number, work classification, straight-time, and overtime hours worked each day and week, and the actual per diem wages paid to each journeyman, apprentice, worker, or other employee employed by the Contractor and/or each Subcontractor in connection with the Work.

**26.4.1.1** The CPRs enumerated hereunder shall be filed directly with the DIR on a weekly basis or to the requesting party, whether the District or DIR, within ten (10) days after receipt of each written request. The CPRs from the Contractor and each Subcontractor for each week shall be provided on or before Wednesday of the week following the week covered by the CPRs. District may not make any payment to Contractor until:

**26.4.1.1.1** Contractor and/or its Subcontractor(s) provide CPRs acceptable to the DIR; and

**26.4.1.1.2** Any delay in Contractor and/or its Subcontractor(s) providing CPRs to the DIR in a timely manner may directly delay Contractor's payment.

**26.4.2** All CPRs shall be available for inspection at all reasonable hours at the principal office of Contractor on the following basis:

**26.4.2.1** A certified copy of an employee's CPR shall be made available for inspection or furnished to the employee or his/her authorized representative on request.

**26.4.2.2** CPRs shall be made available for inspection or furnished upon request to a representative of District, Division of Labor Standards Enforcement, Division of Apprenticeship Standards, and/or the DIR.

**26.4.2.3** CPRs shall be made available upon request by the public for inspection or copies thereof made; provided, however, that a request by the public shall be made through the District, Division of Apprenticeship Standards, or the Division of Labor Standards Enforcement. If the requested CPRs have not been provided pursuant to the provisions herein, the requesting party shall, prior to being provided the records, reimburse the costs of preparation by Contractor, Subcontractors, and the entity through which the request was made. The public shall not be given access to the records at the principal office of Contractor.

**26.4.3** Any copy of records made available for inspection as copies and furnished upon request to the public or any public agency by District, Division of Apprenticeship Standards, or Division of Labor Standards Enforcement shall be marked or obliterated in such a manner as to prevent disclosure of an individual's name, address, and social security number. The name and address of Contractor awarded Contract or performing Contract shall not be marked or obliterated.

**26.4.4** Contractor shall inform District of the location of the records enumerated hereunder, including the street address, city, and county, and shall, within five (5) working days, provide a notice of change of location and address.

**26.4.5** In the event of noncompliance with the requirements of this section, Contractor shall have ten (10) days in which to comply subsequent to receipt of written notice specifying in what respects Contractor must comply with this section. Should noncompliance still be evident after the ten (10) day period, Contractor shall, as a penalty to District, forfeit up to one hundred dollars (\$100) for each calendar day, or portion thereof, for each worker, until strict compliance is effectuated. Upon the request of the Labor Commissioner, these penalties shall be withheld from progress payments then due.

**26.4.6** **[RESERVED]**

**26.5** **[RESERVED]**

## **26.6**      **Apprentices**

**26.6.1** Contractor acknowledges and agrees that, if this Contract involves a dollar amount greater than, or a number of working days greater than that specified in Labor Code section 1777.5, then this Contract is governed by the provisions of Labor Code Section 1777.5. It shall be the responsibility of Contractor to ensure compliance with this Article and with Labor Code section 1777.5 for all apprenticeship occupations.

**26.6.2** Apprentices of any crafts or trades may be employed and, when required by Labor Code section 1777.5, shall be employed provided they are properly registered in full compliance with the provisions of the Labor Code.

**26.6.3** Every such apprentice shall be paid the standard wage paid to apprentices under the regulations of the craft or trade at which he/she is employed, and shall be employed only at the work of the craft or trade to which she/he is registered.

**26.6.4** Only apprentices, as defined in section 3077 of the Labor Code, who are in training under apprenticeship standards and written apprentice agreements under chapter 4 (commencing at section 3070), division 3, of the Labor Code, are eligible to be employed. The employment and training of each apprentice shall be in accordance with the provisions of the apprenticeship standards and apprentice agreements under which he/she is training.

**26.6.5** Pursuant to Labor Code section 1777.5, if that section applies to this Contract as indicated above, Contractor and any Subcontractors employing workers in any apprenticeable craft or trade in performing any Work under this Contract shall apply to the applicable joint apprenticeship committee for a certificate approving the Contractor or Subcontractor under the applicable apprenticeship standards and fixing the ratio of apprentices to journeymen employed in performing the Work.

**26.6.6** Pursuant to Labor Code section 1777.5, if that section applies to this Contract as indicated above, Contractor and any Subcontractor may be required to make contributions to the apprenticeship program.

**26.6.7** If Contractor or Subcontractor willfully fails to comply with Labor Code section 1777.5, then, upon a determination of noncompliance by the Administrator of Apprenticeship, it shall:

**26.6.7.1** Be denied the right to bid on any subsequent project for one (1) year from the date of such determination;

**26.6.7.2** Forfeit as a penalty to District the full amount as stated in Labor Code section 1777.7. Interpretation and enforcement of these provisions shall be in accordance with the rules and procedures of the California Apprenticeship Council and under the authority of the Chief of the Division of Apprenticeship Standards.

**26.6.8** Contractor and all Subcontractors shall comply with Labor Code section 1777.6, which section forbids certain discriminatory practices in the employment of apprentices.

**26.6.9** Contractor shall become fully acquainted with the law regarding apprentices prior to commencement of the Work. Special attention is directed to

sections 1777.5, 1777.6, and 1777.7 of the Labor Code, and title 8, California Code of Regulations, section 200 et seq. Questions may be directed to the State Division of Apprenticeship Standards, 455 Golden Gate Avenue, 9th floor, San Francisco, California 94102.

**26.7 Non-Discrimination**

**26.7.1** Contractor herein agrees to comply with the provisions of the California Fair Employment and Housing Act as set forth in part 2.8 of division 3 of the California Government Code, commencing at section 12900; the Federal Civil Rights Act of 1964, as set forth in Public Law 88-352, and all amendments thereto; Executive Order 11246; and all administrative rules and regulations found to be applicable to Contractor and Subcontractor.

**26.7.2** Special requirements for Federally Assisted Construction Contracts: During the performance of this Contract, Contractor agrees to incorporate in all subcontracts the provisions set forth in Chapter 60-1.4(b) of Title 41 published in Volume 33 No. 104 of the Federal Register dated May 28, 1968.

**26.8 Labor First Aid**

Contractor shall maintain emergency first aid treatment for Contractor's workers on the Project which complies with the Federal Occupational Safety and Health Act of 1970 (29 U.S.C. § 651 et seq.) and the California Occupational Safety and Health Act of 1973 (Lab. Code, § 6300 et seq.; 8 Cal. Code of Regs., § 330 et seq.).

**27. [RESERVED]**

**28. MISCELLANEOUS**

**28.1 Assignment of Antitrust Actions**

**28.1.1** Section 7103.5(b) of the Public Contract Code states:

In entering into a public works contract or subcontract to supply goods, services, or materials pursuant to a public works contract, the Contractor or subcontractor offers and agrees to assign to the awarding body all rights, title, and interest in and to all causes of action it may have under Section 4 of the Clayton Act (15 U.S.C. Sec. 15) or under the Cartwright Act (Chapter 2 (commencing with Section 16700) of Part 2 of Division 7 of the Business and Professions Code), arising from purchases of goods, which assignment shall be made and become effective at the time the awarding body tenders final payment to the Contractor, without further acknowledgment by the parties.

**28.1.2** Section 4552 of the Government Code states:

In submitting a bid to a public purchasing body, the bidder offers and agrees that if the bid is accepted, it will assign to the purchasing body all rights, title, and interest in and to all causes of action it may have under Section 4 of the Clayton Act (15 U.S.C. Sec. 15) or under the Cartwright Act (Chapter 2 (commencing with Section 16700) of Part 2 of Division 7 of the Business and Professions Code), arising from purchases of goods, materials, or services by the bidder for sale to the purchasing

body pursuant to the bid. Such assignment shall be made and become effective at the time the purchasing body tenders final payment to the bidder.

**28.1.3** Section 4553 of the Government Code states:

If an awarding body or public purchasing body receives, either through judgment or settlement, a monetary recovery for a cause of action assigned under this chapter, the assignor shall be entitled to receive reimbursement for actual legal costs incurred and may, upon demand, recover from the public body any portion of the recovery, including treble damages, attributable to overcharges that were paid by the assignor but were not paid by the public body as part of the bid price, less the expenses incurred in obtaining that portion of the recovery.

**28.1.4** Section 4554 of the Government Code states:

Upon demand in writing by the assignor, the assignee shall, within one year from such demand, reassign the cause of action assigned under this part if the assignor has been or may have been injured by the violation of law for which the cause of action arose and (a) the assignee has not been injured thereby, or (b) the assignee declines to file a court action for the cause of action.

**28.1.5** Under this Article, "public purchasing body" is District and "bidder" is Contractor.

**28.2** **Excise Taxes**

If, under Federal Excise Tax Law, any transaction hereunder constitutes a sale on which a Federal Excise Tax is imposed and the sale is exempt from such Federal Excise Tax because it is a sale to a State or Local Government for its exclusive use, District, upon request, will execute documents necessary to show (1) that District is a political subdivision of the State for the purposes of such exemption, and (2) that the sale is for the exclusive use of District. No Federal Excise Tax for such materials shall be included in any Contract Price.

**28.3** **Taxes**

Contract Price is to include any and all applicable sales taxes or other taxes that may be due in accordance with section 7051 et seq. of the Revenue and Taxation Code, Regulation 1521 of the State Board of Equalization or any other tax code that may be applicable.

**28.4** **Shipments**

Contractor is responsible for any or all damage or loss to shipments until delivered and accepted on Site, as indicated in the Contract Documents. There must be no charge for containers, packing, unpacking, drayage, or insurance. The total Contract Price shall be all inclusive (including sales tax) and no additional costs of any type will be considered.

**28.5** **Compliance with Government Reporting Requirements**

If this Contract is subject to federal or other governmental reporting requirements because of federal or other governmental financing in whole or in part for the Project of



which it is part, or for any other reason, Contactor shall comply with those reporting requirements at the request of the District at no additional cost.

END OF DOCUMENT

**SPECIAL CONDITIONS**

**THIS DOCUMENT MUST BE ADAPTED FOR EACH PROJECT – Delete any provision that is not applicable or if no change from the provision in the General Conditions.**

\*\*\* THIS LIST OF SPECIAL CONDITION PROVISIONS IS FOR REFERENCE ONLY. REMOVE THIS PAGE BEFORE USING THIS DOCUMENT. \*\*\*

1. Mitigation Measures
2. Modernization Projects
3. Badge Policy for Contractors
4. Substitution for Specified Items
5. Weather Days
6. Owner-Controlled or Wrap-Up Insurance Program
7. Insurance Policy Limits
8. Permits, Certificates, Licenses, Fees, Approval
9. Project Labor Agreement/Payroll Records
10. As-Builts and Record Drawings
11. Disabled Veteran Business Enterprises
12. Construction Manager
13. Program Manager
14. Federal Funds - Wages
15. Federal Funds – Debarment
16. Federal Funds – Byrd Anti-Lobbying
17. Federal Funds – Procurement of recovered materials
18. Federal Funds - Domestic preferences for procurements
19. Preliminary Schedule of Values
20. COVID-19 Safety Requirements
21. COVID-19 Vaccination/Testing Requirements

**SPECIAL CONDITIONS**

**1. Mitigation Measures**

Contractor shall comply with all applicable mitigation measures, if any, adopted by any public agency with respect to this Project pursuant to the California Environmental Quality Act. (Public Resources Code section 21000 *et seq.*)

## **2. Modernization Projects**

**2.1 Access.** Access to the school buildings and entry to buildings, classrooms, restrooms, mechanical rooms, electrical rooms, or other rooms, for construction purposes, must be coordinated with District and onsite District personnel before Work is to start. Unless agreed to otherwise in writing, only a school custodian will be allowed to unlock and lock doors in existing building(s). The custodian will be available only while school is in session. If a custodian is required to arrive before 7:00 a.m. or leave after 3:30 p.m. to accommodate Contractor's Work, the overtime wages for the custodian will be paid by the Contractor, unless at the discretion of the District, other arrangements are made in advance.

**2.2 Keys.** Upon request, the District may, at its own discretion, provide keys to the school site for the convenience of the Contractor. The Contractor agrees to pay all expenses to re-key the entire school site and all other affected District buildings if the keys are lost or stolen, or if any unauthorized party obtains a copy of the key or access to the school.

**2.3 Maintaining Services.** The Contractor is advised that Work is to be performed in spaces regularly scheduled for instruction. Interruption and/or periods of shutdown of public access, electrical service, water service, lighting, or other utilities shall be only as arranged in advance with the District. Contractor shall provide temporary services to all facilities interrupted by Contractor's Work.

**2.4 Maintaining Utilities.** The Contractor shall maintain in operation during duration of Contract, drainage lines, storm drains, sewers, water, gas, electrical, steam, and other utility service lines within working area.

**2.5 Confidentiality.** Contractor shall maintain the confidentiality of all information, documents, programs, procedures and all other items that Contractor encounters while performing the Work. This requirement shall be ongoing and shall survive the expiration or termination of this Contract and specifically includes, without limitation, all student, parent, and employee disciplinary information and health information.

**2.6 Work during Instructional Time.** By submitting its bid, Contractor affirms that Work may be performed during ongoing instruction in existing facilities. If so, Contractor agrees to cooperate to the best of its ability to minimize any disruption to school operations and any use of school facilities by the public up to, and including, rescheduling specific work activities, at no additional cost to District.

**2.7 No Work during Student Testing.** Contractor shall, at no additional cost to the District and at the District's request, coordinate its Work to not disturb District students including, without limitation, not performing any Work when students at the Site are taking State or Federally-required tests.

## **3. Badge Policy for Contractors**

All Contractors doing work for the District will provide their workers with identification badges. These badges will be worn by all members of the Contractor's staff who are working in a District facility.

**3.1** Badges must be filled out in full and contain the following information:

**3.1.1** Name of Contractor

**3.1.2** Name of Employee

**3.1.3** Contractor's address and phone number

**3.2** Badges are to be worn when the Contractor or his/her employees are on site and must be visible at all times. Contractors must inform their employees that they are required to allow District employees, the Architect, the Construction Manager, the Program Manager, or the Project Inspector to review the information on the badges upon request.

**3.3** Continued failure to display identification badges as required by this policy may result in the individual being removed from the Project or assessment of fines against the Contractor.

**4. Substitutions for Specified Items**

*Replace Section 1.7 in the General Conditions with the following provisions:*

**1.7.1** Whenever in the Specifications any materials, process, or article is indicated or specified by grade, patent, or proprietary name, or by name of manufacturer, that Specification shall be deemed to be followed by the words "or equal." Contractor may, unless otherwise stated, offer any material, process, or article that shall be substantially equal or better in every respect to that so indicated or specified.

**1.7.1.1** If the material, process, or article offered by Contractor is not, in the opinion of the District, substantially equal or better in every respect to that specified, then Contractor shall furnish the material, process, or article specified in the Specifications without any additional compensation or change order.

**1.7.1.2** This provision shall not be applicable with respect to any material, product, thing or service for which District made findings and gave notice in accordance with Public Contract Code section 3400(c); therefore, Contractor shall not be entitled to request a substitution with respect to those materials, products or services.

**1.7.2** A request for a substitution shall be submitted as follows:

**1.7.2.1** Contractor shall notify the District in writing of any request for a substitution at least ten (10) days prior to bid opening as indicated in the Instructions to Bidders.

**1.7.2.2** Requests for Substitutions after award of the Contract shall be submitted within thirty-five (35) days of the date of the Notice of Award.

**1.7.3** Within 35 days after the date of the Notice of Award, Contractor shall provide data substantiating a request for substitution of "an equal" item, including but not limited to the following:

**1.7.3.1** All variations of the proposed substitute from the material specified including, but not limited to, principles of operation, materials, or construction finish, thickness or gauge of materials, dimensions, weight, and tolerances;

**1.7.3.2** Available maintenance, repair or replacement services;

**1.7.3.3** Increases or decreases in operating, maintenance, repair, replacement, and spare parts costs;

**1.7.3.4** Whether or not acceptance of the substitute will require other changes in the Work (or in work performed by the District or others under Contract with the District); and

**1.7.3.5** The time impact on any part of the Work resulting directly or indirectly from acceptance of the proposed substitute.

**1.7.4** No substitutions shall be made until approved, in writing, by the District. The burden of proof as to equality of any material, process, or article shall rest with Contractor. The Contractor warrants that if substitutes are approved:

**1.7.4.1** The proposed substitute is equal or superior in all respects to that specified, and that such proposed substitute is suitable and fit for the intended purpose and will perform adequately the function and achieve the results called for by the general design and the Contract Documents;

**1.7.4.2** The Contractor provides the same warranties and guarantees for the substitute that would be provided for that specified;

**1.7.4.3** The Contractor shall be fully responsible for the installation of the substitute and any changes in the Work required, either directly or indirectly, because of the acceptance of such substitute, with no increase in Contract Price or Contract Time. Incidental changes or extra component parts required to accommodate the substitute will be made by the Contractor without a change in the Contract Price or Contract Time;

**1.7.4.4** The Contractor shall be responsible for any re-design costs occasioned by District's acceptance and/or approval of any substitute; and

**1.7.4.5** The Contractor shall, in the event that a substitute is less costly than that specified, credit the District with one hundred percent (100%) of the net difference between the substitute and the originally specified material. In this event, the Contractor agrees to execute a deductive Change Order to reflect that credit.

**1.7.5** In the event Contractor furnishes a material, process, or article more expensive than that specified, the difference in the cost of that material, process, or article so furnished shall be borne by Contractor.

**1.7.6** In no event shall the District be liable for any increase in Contract Price or Contract Time due to any claimed delay in the evaluation of any proposed substitute or in the acceptance or rejection of any proposed substitute.

**1.7.7** Contractor shall be responsible for any costs the District incurs for professional services, DSA fees, or delay to the Project Schedule, if applicable, while DSA reviews changes for the convenience of Contractor and/or to accommodate Contractor's means and methods. District may deduct those costs from any amounts owing to the Contractor for the review of the request for substitution, even if the request for substitution is not approved. District, at its sole discretion, shall deduct from the payments due to and/or invoice Contractor for all the professional services and/or DSA fees or delay to the Project Schedule, if applicable, while DSA reviews changes for the convenience of Contractor and/or to accommodate Contractor's means and methods arising herein.

**5. Weather Days**

*Replace Section 15.2.1.5 in the General Conditions with the following:*

**15.2.1.5** The number of days of Adverse Weather exceeds the following parameters:

January		July	
February		August	
March		September	
April		October	
May		November	
June		December	

**[THE REMAINDER OF THIS PAGE LEFT BLANK INTENTIONALLY]**

**6. Owner-Controlled or Wrap-Up Insurance Program**

Contractor and all Subcontractors under the Contractor shall participate in and comply with the owner-controlled or wrap-up insurance program ("OCIP") as required by the District, OCIP Administrator, insurers, or designees, prior to the commencement of construction activities at the Project. In addition, Contractor shall procure and maintain, at its own expense, until completion and final acceptance of the Work at least the following insurance from insurance companies with an A.M. Best rating of no less than \_\_\_\_\_, except for those coverages provided by the OCIP as described in the OCIP Manual:

<b>[Commercial General Liability]</b>	Personal Injury Liability, Broad Form Property Damage including completed operations, and Explosion, Collapse and Underground Hazards	<b>[E.G. \$5,000,000]</b>
<b>[Automobile Liability – Any Auto]</b>	Bodily Injury and Property Damage	<b>[E.G. \$5,000,000]</b>
<b>[Workers Compensation]</b>		Statutory limits pursuant to State law
<b>[Employers' Liability]</b>		<b>[E.G. \$1,000,000]</b>

**[THE REMAINDER OF THIS PAGE LEFT BLANK INTENTIONALLY]**



**7. Insurance Policy Limits**

All of Contractor's insurance shall be with insurance companies with an A.M. Best rating of no less than \_\_\_\_\_. The limits of insurance shall not be less than:

<b>Commercial General Liability</b>	Product Liability and Completed Operations, Fire Damage Liability – Split Limit	<b>[E.G. CHOOSE ONE OF THREE OPTIONS:</b> Option 1 - Low Risk Option: \$1,000,000 per occurrence; \$2,000,000 aggregate
		Option 2 - Intermediate Risk Option: \$2,000,000 per occurrence; \$4,000,000 aggregate
		Option 3 - High Risk Option: \$5,000,000 per occurrence; \$10,000,000 aggregate]
<b>Automobile Liability – Any Auto</b>	Combined Single Limit	<b>[E.G. CHOOSE ONE OF TWO OPTIONS:</b> Option 1: Personal vehicles: \$500,000 Commercial vehicles: \$1,000,000
		Option 2: Personal vehicles: \$100,000 per person/ \$300,000 per accident]
<b>Workers' Compensation</b>		Statutory limits pursuant to State law
<b>Employer's Liability</b>		<b>[E.G. \$0]</b>
<b>Builder's Risk (Course of Construction)</b>		<b>[E.G. \$0]</b>
<b>Pollution Liability</b>		<b>[E.G. \$0]</b>

**8. Permits, Certificates, Licenses, Fees, Approvals**

**8.1** Payment for Permits, Certificates, Licenses, Fees, and Approvals. As required in the General Conditions, the Contractor shall secure and pay for all permits, licenses, approvals, and certificates necessary for the prosecution of the Work with the exception of the following:

\_\_\_\_\_

With respect to the above-listed items, Contractor shall be responsible for securing such items; however, District will be responsible for payment of these charges or fees. Contractor shall notify the District of the amount due with respect to such items and to whom the amount is payable. Contractor shall provide the District with an invoice and receipt with respect to such charges or fees.

**9. Project Labor Agreement/Payroll Records**

The District has entered into a Project Labor Agreement ("PLA"), which covers this Project.

*Accordingly, the following provision is added as Section 26.4.6:*

**26.4.6** As Contractor and its subcontractors have agreed to be bound by the terms of the PLA entered into by the District [on or about / dated ] \_\_\_\_\_, Contractor and its subcontractors may be excused from uploading CPRs electronically using DIR's eCPR System by uploading the CPRs by electronic XML file or entering each record manually using the DIR's iform (or current form) online at <http://www.dir.ca.gov/Public-Works/Certified-Payroll-Reporting.html> , or by using a more current application and URL. However, within ten (10) days of any request by the District or Labor Commissioner, Contractor and its subcontractors shall provide CPRs showing the name, address, social security number, work classification, straight time, and overtime hours worked each day and week, and the actual per diem wages paid to each journeyman, apprentice, worker, or other employee employed by the Contractor and/or each subcontractor in connection with the Work.

**10. As-Builts and Record Drawings**

**10.1** When called for by Division 1, Contractor shall submit As-Built Drawings pursuant to the Contract Documents consisting of one set of computer-aided design and drafting ("CADD") files in the following format \_\_\_\_\_, plus one set of As-Built Drawings on vellum or mylar.

**10.2** Contractor shall submit Record Drawings pursuant to the Contract Documents consisting of one set of computer-aided design and drafting ("CADD") files in the following format \_\_\_\_\_, plus one set of Record Drawings on vellum or mylar].

**11. Disabled Veteran Business Enterprises**

This Project uses or may plan to use funds allocated pursuant to the State of California School Facility Program ("Program") for the construction and/or modernization of school buildings. Therefore, Section 17076.11 of the Education Code requires the District to have a participation goal for disabled veteran business enterprises ("DVBE") of at least three percent (3%), per year, of the overall dollar amount expended each year by the District on projects that receive state funding. The Contractor must submit the Disabled Veteran

Business Enterprise Participation Certification to the District with its executed Agreement, identifying the steps Contractor took to solicit DVBE participation in conjunction with this Contract.

**12. Construction Manager**

The District will use a Construction Manager on the Project that is the subject of this Contract. \_\_\_\_\_ is the Construction Manager for this Project.

**13. Program Manager**

\_\_\_\_\_ is the Program Manager designated for the Project that is the subject of this Contract.

**14. Federal Funds - Wages**

As this Project is funded in whole or in part by federal funds, Contractor and all Subcontractors are subject to civil or criminal prosecution for any violation of the federal False Claims Act set forth under section 1001 of title 18 and section 231 of title 31 of the United States Code.

*The following provisions are added as Section 27 of the General Conditions:*

**27. FEDERAL LABOR, WAGE & HOUR, APPRENTICE, AND RELATED PROVISIONS**

**27.1 Minimum Wages**

The Davis-Bacon Act and 29 CFR parts 1 through 7 shall apply if the Project is financed in whole or in part from Federal funds or in accordance with guarantees of a Federal agency or financed from funds obtained by pledge of any contract of a Federal agency to make a loan, grant or annual contribution.

**27.1.1** All laborers and mechanics employed or working upon the Site of the Work (or under the United States Housing Act of 1937 or under the Housing Act of 1949 in the construction or development of the Project), will be paid unconditionally and not less often than once a week, and without subsequent deduction or rebate on any account, except such payroll deductions as are permitted by regulations issued by the Secretary of Labor under the Copeland Act (29 CFR part 3) , the full amount of wages and bona fide fringe benefits, or cash equivalents thereof, due at time of payment computed at rates not less than those contained in the applicable wage determination of the Secretary of Labor regardless of any contractual relationship which may be alleged to exist between the Contractor and such laborers and mechanics.

Contributions made or costs reasonably anticipated for bona fide fringe benefits under section 1(b)(2) of the Davis-Bacon Act on behalf of laborers or mechanics are considered wages paid to such laborers or mechanics, subject to the provisions of this section, including but not limited to paragraph 27.1.7; also, regular contributions made or costs incurred for more than a weekly period, but not less often than quarterly, under plans, funds, or programs which cover the particular weekly period, are deemed to be constructively made or incurred during such weekly period. Such laborers and mechanics shall be paid the appropriate wage rate and fringe benefits

on the wage determination for the classification of Work actually performed, without regard to skill, except as provided in 29 CFR 5.5(a)(4). Laborers or mechanics performing Work in more than one classification may be compensated at the rate specified for each classification for the time actually worked therein: Provided, that the employer's payroll records accurately set forth the time spent in each classification in which Work is performed. The wage determination including any additional classification and wage rates conformed under this section, including but not limited to paragraph 27.1.6 and the Davis-Bacon poster (WH-1321) shall be posted at all times by the Contractor and its Subcontractors at the Site of the Work in a prominent and accessible place where it can be easily seen by the workers.

**27.1.2** Any class of laborers or mechanics, including helpers, and which is to be employed under the Contract which is not listed in the wage determination shall be classified in conformance with the wage determination. An additional classification and wage rate and fringe benefits will not be approved unless when the following criteria have been met:

**27.1.2.1** The Work to be performed by the classification requested is not performed by a classification in the wage determination; and

**27.1.2.2** The classification is utilized in the area by the construction industry; and

**27.1.2.3** The proposed wage rate, including any bona fide fringe benefits, bears a reasonable relationship to the wage rates contained in the wage determination.

**27.1.3** If the Contractor and the laborers and mechanics to be employed in the classification (if known), or their representatives, and the District agree on the classification and wage rate (including the amount designated for fringe benefits where appropriate), a report of the action taken shall be sent by the Contractor to the Administrator of the Wage and Hour Division, Employment Standards Administration, U.S. Department of Labor, Washington, DC 20210.

**27.1.4** In the event the Contractor, the laborers or mechanics to be employed in the classification or their representatives, and the District do not agree on the proposed classification and wage rate (including the amount designated for fringe benefits, where appropriate), the Contractor shall provide the questions, including the views of all interested parties and the recommendation of the District, to the District for the District's review and referral to the Administrator for determination.

**27.1.5** The wage rate (including fringe benefits where appropriate) determined pursuant to this section, shall be paid to all workers performing Work in the classification under this Contract from the first day on which Work is performed in the classification.

**27.1.6** Whenever the minimum wage rate prescribed in any applicable wage determination for a class of laborers or mechanics includes a fringe benefit which is not expressed as an hourly rate, Contractor shall either pay the benefit as stated in the wage determination or shall pay another bona fide fringe benefit or an hourly cash equivalent thereof.

**27.1.7** If the Contractor does not make payments to a trustee or other third person, the Contractor may consider, as part of the wages of any laborer or

mechanic, the amount of any costs reasonably anticipated in providing bona fide fringe benefits under a plan or program, provided that the Secretary of Labor has found, upon the written request of the Contractor, that the applicable standards of the Davis-Bacon Act have been met. If the Secretary of Labor so requires, the Contractor shall set aside in a separate account sufficient assets to meet obligations under the plan or program.

**27.2 Withholding.** District may, upon its own action or upon written request of an authorized representative of the Department of Labor, withhold or cause to be withheld from the Contractor under this Contract or any other Federal contract with the same Contractor, or any other federally-assisted contract subject to Davis-Bacon prevailing wage requirements, which is held by the same Contractor, so much of the accrued payments or advances as may be considered necessary to pay laborers and mechanics, including apprentices, trainees, and helpers, employed by the Contractor or any Subcontractor the full amount of wages required by the Contract. In the event of Contractor's or any Subcontractors' failure to pay any laborer or mechanic, including any apprentice, trainee, or helper, employed or working on the Site of the Work (or under the United States Housing Act of 1937 or under the Housing Act of 1949 in the construction or development of the project), all or part of the wages required by the Contract, the District may, after written notice to the Contractor, sponsor, applicant, or owner, take such action as it deems necessary to cause the suspension of any further payment, advance, or guarantee of funds until such violations have ceased.

**27.3 Payrolls and basic records.**

**27.3.1** Payrolls and basic records relating thereto shall be maintained by the Contractor during the course of the Work and preserved for a period of three years thereafter for all laborers and mechanics working at the Site of the Work (or under the United States Housing Act of 1937, or under the Housing Act of 1949, in the construction or development of the project). Such records shall contain the name, address, and social security number of each worker, his or her correct classification, hourly rates of wages paid (including rates of contributions or costs anticipated for bona fide fringe benefits or cash equivalents thereof of the types described in section 1(b)(2)(B) of the Davis-Bacon Act), daily and weekly number of hours worked, deductions made and actual wages paid. Whenever the Secretary of Labor has found under 29 CFR 5.5(a)(1)(iv) that the wages of any laborer or mechanic include the amount of any costs reasonably anticipated in providing benefits under a plan or program described in section 1(b)(2)(B) of the Davis-Bacon Act, the Contractor shall maintain records that show that the commitment to provide such benefits is enforceable, that the plan or program is financially responsible, and that the plan or program has been communicated in writing to the laborers or mechanics affected, and records which show the costs anticipated or the actual cost incurred in providing such benefits. Contractors employing apprentices or trainees under approved programs shall maintain written evidence of the registration of apprenticeship programs and certification of trainee programs, the registration of the apprentices and trainees, and the ratios and wage rates prescribed in the applicable programs.

**27.3.2** The Contractor shall submit weekly for each week in which any Contract Work is performed a copy of all payrolls to the District. The payrolls submitted shall set out accurately and completely all of the information required to be maintained under 29 CFR 5.5(a)(3)(i), except that full social security numbers and home addresses shall not be included on weekly transmittals. Instead the

payrolls shall only need to include an individually identifying number for each employee (e.g., the last four digits of the employee's social security number). The required weekly payroll information shall be submitted on a form acceptable to the District. Optional Form WH-347 is available for this purpose from the Wage and Hour Division Web site at <https://www.dol.gov/whd/programs/dbra/wh347.htm> or its successor site. Contractor is responsible for the submission of copies of payrolls by all Subcontractors. Contractor and Subcontractors shall maintain the full social security number and current address of each covered worker, and shall provide them upon request to the District, the Contractor, or the Wage and Hour Division of the Department of Labor for purposes of an investigation or audit of compliance with prevailing wage requirements. Contractor may require a Subcontractor to provide addresses and social security numbers to the Contractor for its own records, without weekly submission to the District or other government agency

**27.3.3** Each payroll submitted shall be accompanied by a "Statement of Compliance," signed by the Contractor or Subcontractor or his or her agent who pays or supervises the payment of the persons employed under the Contract and shall certify the following:

**27.3.3.1** That the payroll for the payroll period contains the information required to be provided under 29 CFR 5.5 (a)(3)(ii) of Regulations, 29 CFR part 5,

**27.3.3.2** That the appropriate information is being maintained under 29 CFR 5.5 (a)(3)(i) of Regulations, 29 CFR part 5, and

**27.3.3.3** That such information is correct and complete;

**27.3.3.4** That each laborer or mechanic (including each helper, apprentice, and trainee) employed on the Contract during the payroll period has been paid the full weekly wages earned, without rebate, either directly or indirectly, and

**27.3.3.5** That no deductions have been made either directly or indirectly from the full wages earned, other than permissible deductions as set forth in Regulations, 29 CFR part 3;

**27.3.3.6** That each laborer or mechanic has been paid not less than the applicable wage rates and fringe benefits or cash equivalents for the classification of Work performed, as specified in the applicable wage determination incorporated into or applicable to the Contract.

**27.3.3.7** The weekly submission of a properly executed certification in the form set forth on the reverse side of Optional Form WH-347 shall satisfy the requirement for submission of the "Statement of Compliance" required by paragraph 27.3.3 of this section.

**27.3.3.8** The falsification of any of the above certifications may subject the Contractor or one or more Subcontractors to civil or criminal prosecution under section 1001 of title 18 and section 231 of title 31 of the United States Code.

**27.3.3.9** The Contractor or Subcontractor shall make the records required under this section available for inspection, copying, or transcription by authorized representatives of the District or the federal Department of Labor, and shall

permit representatives to interview employees during working hours on the job. If the Contractor or Subcontractor fails to submit the required records or to make them available, the Federal agency may, after written notice to the Contractor, sponsor, applicant, or owner, take such action as may be necessary to cause the suspension of any further payment, advance, or guarantee of funds. Furthermore, failure to submit the required records upon request or to make such records available may be grounds for debarment action pursuant to 29 CFR 5.12.

## **27.4 Apprentices and trainees**

**27.4.1 Apprentices.** Apprentices will be permitted to work at less than the predetermined rate for the Work they performed when they are employed pursuant to and individually registered in a bona fide apprenticeship program registered with the U.S. Department of Labor, Employment and Training Administration, Office of Apprenticeship Training, Employer and Labor Services, or with a State Apprenticeship Agency recognized by the Office, or if a person is employed in his or her first ninety (90) days of probationary employment as an apprentice in an eligible apprenticeship program, who is not individually registered in the program, but who has been certified by the Office of Apprenticeship Training, Employer and Labor Services or a State Apprenticeship Agency (where appropriate) to be eligible for probationary employment as an apprentice. The allowable ratio of apprentices to journeymen on the job Site in any craft classification shall not be greater than the ratio permitted to the Contractor as to the entire work force under the registered program. Any worker listed on a payroll at an apprentice wage rate, who is not registered or otherwise employed as stated above, shall be paid not less than the applicable wage rate on the wage determination for the classification of Work actually performed. In addition, any apprentice performing Work on the job Site in excess of the ratio permitted under the registered program shall be paid not less than the applicable wage rate on the wage determination for the Work actually performed. Where a Contractor is performing construction on a project in a locality other than that in which its program is registered, the ratios and wage rates (expressed in percentages of the journeyman's hourly rate) specified in the Contractor's or Subcontractor's registered program shall be observed. Every apprentice must be paid at not less than the rate specified in the registered program for the apprentice's level of progress, expressed as a percentage of the journeyman hourly rate specified in the applicable wage determination. Apprentices shall be paid fringe benefits in accordance with the provisions of the apprenticeship program. If the apprenticeship program does not specify fringe benefits, apprentices must be paid the full amount of fringe benefits listed on the wage determination for the applicable classification. If the Administrator determines that a different practice prevails for the applicable apprentice classification, fringes shall be paid in accordance with that determination. In the event the Office of Apprenticeship Training, Employer and Labor Services, or a State Apprenticeship Agency recognized by the Office, withdraws approval of an apprenticeship program, the Contractor will no longer be permitted to utilize apprentices at less than the applicable predetermined rate for the Work performed until an acceptable program is approved.

**27.4.2 Trainees.** Except as provided in 29 CFR 5.16, trainees will not be permitted to Work at less than the predetermined rate for the Work performed unless they are employed pursuant to and individually registered in a program which has received prior approval, evidenced by formal certification by the U.S. Department of Labor, Employment and Training Administration. The ratio of trainees to journeymen on the job Site shall not be greater than permitted under the plan

approved by the Employment and Training Administration. Every trainee must be paid at not less than the rate specified in the approved program for the trainee's level of progress, expressed as a percentage of the journeyman hourly rate specified in the applicable wage determination. Trainees shall be paid fringe benefits in accordance with the provisions of the trainee program. If the trainee program does not mention fringe benefits, trainees shall be paid the full amount of fringe benefits listed on the wage determination unless the Administrator of the Wage and Hour Division determines that there is an apprenticeship program associated with the corresponding journeyman wage rate on the wage determination which provides for less than full fringe benefits for apprentices. Any employee listed on the payroll at a trainee rate who is not registered and participating in a training plan approved by the Employment and Training Administration shall be paid not less than the applicable wage rate on the wage determination for the classification of Work actually performed. In addition, any trainee performing Work on the job Site in excess of the ratio permitted under the registered program shall be paid not less than the applicable wage rate on the wage determination for the Work actually performed. In the event the Employment and Training Administration withdraws approval of a training program, the Contractor will no longer be permitted to utilize trainees at less than the applicable predetermined rate for the Work performed until an acceptable program is approved.

**27.4.3 Equal employment opportunity.** The utilization of apprentices, trainees and journeymen under this part shall be in conformity with the equal employment opportunity requirements of Executive Order 11246, as amended, and 29 CFR part 30.

**27.5 Compliance with Copeland Act requirements.** Contractor shall comply with the requirements of 29 CFR part 3, which are incorporated by reference in this Contract.

**27.6 Subcontracts.** The Contractor or Subcontractor shall insert in any subcontracts the clauses contained in 29 CFR 5.5(a)(1) through (10) and such other clauses as the Federal agency may by appropriate instructions require, and also a clause requiring the Subcontractors to include these clauses in any lower tier subcontracts. The Contractor shall be responsible for the compliance by any Subcontractor or lower tier Subcontractor with all the Contract clauses in 29 CFR 5.5.

**27.7 Contract termination: debarment.** A breach of the Contract clauses in 29 CFR 5.5 may be grounds for termination of the Contract, and for debarment as a Contractor and a Subcontractor as provided in 29 CFR 5.12.

**27.8 Compliance with Davis-Bacon and Related Act requirements.** All rulings and interpretations of the Davis-Bacon and Related Acts contained in 29 CFR parts 1, 3, and 5 are herein incorporated by reference in this Contract.

**27.9 Disputes concerning labor standards.** Disputes arising out of the labor standards provisions of this Contract shall not be subject to the general disputes clause of this Contract. Such disputes shall be resolved in accordance with the procedures of the Department of Labor set forth in 29 CFR parts 5, 6, and 7. Disputes within the meaning of this clause include disputes between the Contractor (or any of its Subcontractors) and the contracting agency, the U.S. Department of Labor, or the employees or their representatives.



**27.10 Certification of eligibility.**

**27.10.1** By entering into this Contract, the Contractor certifies that neither it (nor he or she) nor any person or firm who has an interest in the Contractor's firm is a person or firm ineligible to be awarded Government contracts by virtue of section 3(a) of the Davis-Bacon Act or 29 CFR 5.12(a)(1).

**27.10.2** No part of this Contract shall be subcontracted to any person or firm ineligible for award of a Government contract by virtue of section 3(a) of the Davis-Bacon Act or 29 CFR 5.12(a)(1).

**27.10.3** Contractor shall be subject to the penalty for making false statements prescribed in the U.S. Criminal Code, 18 U.S.C. 1001.

**27.11 Clauses Mandated by Contract Work Hours and Safety Standards Act.**

As used in the following paragraphs, the terms laborers and mechanics include watchmen and guards.

**27.11.1 Overtime requirements.** No Contractor or Subcontractor contracting for any part of the Contract Work which may require or involve the employment of laborers or mechanics shall require or permit any such laborer or mechanic in any workweek in which he or she is employed on such Work to work in excess of forty hours in such workweek unless such laborer or mechanic receives compensation at a rate not less than one and one-half times the basic rate of pay for all hours worked in excess of forty hours in such workweek.

**27.11.2 Violation; liability for unpaid wages; liquidated damages.** In the event of any violation of the clause set forth in the foregoing paragraph the Contractor and any Subcontractor responsible therefor shall be liable for the unpaid wages. In addition, such Contractor and Subcontractor shall be liable to the United States for liquidated damages. Such liquidated damages shall be computed with respect to each individual laborer or mechanic, including watchmen and guards, employed in violation of the foregoing paragraph, in the sum of \$10 for each calendar day on which such individual was required or permitted to Work in excess of the standard workweek of forty hours without payment of the overtime wages required by the foregoing paragraph.

**27.11.3 Withholding for unpaid wages and liquidated damages.** The District may upon its own action or upon written request of an authorized representative of the Department of Labor withhold or cause to be withheld, from any moneys payable on account of Work performed by the Contractor or Subcontractor under the Contract or any other Federal contract with the same Contractor, or any other federally-assisted contract subject to the Contract Work Hours and Safety Standards Act, which is held by the same Contractor, such sums as may be determined to be necessary to satisfy any liabilities of such Contractor or Subcontractor for unpaid wages and liquidated damages as provided in the foregoing paragraph.

**27.11.4 Subcontracts.** The Contractor or Subcontractor shall insert in any subcontracts the foregoing paragraphs concerning "Overtime requirements" and "Violation; liability for unpaid wages; liquidated damages" and also a clause requiring

each Subcontractor to include these clauses in any lower tier subcontracts. Contractor shall be responsible for compliance by any Subcontractor or lower tier Subcontractor with the clauses set forth in paragraphs 27.11.1 through 27.11.4 of this section.

**15. Federal Funds – Debarment**

*As this Project is funded in whole or in part by federal funds, the following provision is added as Section 6.1.5 of the General Conditions:*

This Project uses or may plan to use federal funds. Consequently, Contractor is required to provide a signed "Federal Debarment" certification with its bid. This certification is required by the regulation implementing Executive Order 12549, Debarment and Suspension, 29 CFR Part 89, Section 98.510, Participants; responsibilities. The regulations were published as Part of VII of the May 26, 1988 Federal Register (pages 19160-19211).

**16. Federal Funds – Byrd Anti-Lobbying**

*As this Project is funded in whole or in part by federal funds, the following provision is added as Section 6.1.7 of the General Conditions:*

If the contract exceeds \$100,000, Contractor is required to provide a signed "Byrd Anti-Lobbying" certification with its bid ((31 U.S.C. 1352) (Appendix II to 2 CFR, Part 200)).

**17. Federal Funds – Procurement of recovered materials**

*As this Project is funded in whole or in part by federal funds, the following provision is added as Section 6.13.5 of the General Conditions:*

Contractor must comply with section 6002 of the Solid Waste Disposal Act, as amended by the Resource Conservation and Recovery Act. The requirements of Section 6002 include procuring only items designated in guidelines of the Environmental Protection Agency (EPA) at 40 CFR part 247 that contain the highest percentage of recovered materials practicable, consistent with maintaining a satisfactory level of competition, where the purchase price of the item exceeds \$10,000 or the value of the quantity acquired during the preceding fiscal year exceeded \$10,000; procuring solid waste management services in a manner that maximizes energy and resource recovery; and establishing an affirmative procurement program for procurement of recovered materials identified in the EPA guidelines.

**18. Federal Funds - Domestic preferences for procurements**

*As this Project is funded in whole or in part by a federal grant made after November 12, 2020, the following provision is added as Section 1.8.10 of the General Conditions:*

**1.8.10** As appropriate and to the extent consistent with law, Contractor should, to the greatest extent practicable for the Project, provide a preference for the purchase, acquisition, or use of goods, products, or materials produced in the United States (including but not limited to iron, aluminum, steel, cement, and other manufactured

products). The requirements of this section must be included in all subcontracts and purchase orders for work or products for the Project.

**1.8.10.1** "Produced in the United States" means, for iron and steel products, that all manufacturing processes, from the initial melting stage through the application of coatings, occurred in the United States.

**1.8.10.2** "Manufactured products" means items and construction materials composed in whole or in part of non-ferrous metals such as aluminum; plastics and polymer-based products such as polyvinyl chloride pipe; aggregates such as concrete; glass, including optical fiber; and lumber.

## **19. Preliminary Schedule of Values**

The preliminary schedule of values shall include, at a minimum, the following information and the following structure:

*Replace Section 10.1.1.2.3 in the General Conditions with the following provisions:*

**10.1.1.2.3** The preliminary schedule of values shall not provide for values any greater than the following percentages of the Contract value:

**10.1.1.2.3.1** Mobilization and layout combined to equal not more than **[2]**%;

**10.1.1.2.3.2** Submittals, samples and shop drawings combined to equal not more than **[4]**%;

**10.1.1.2.3.3** Bonds and insurance combined to equal not more than **[2.5]**%.

**10.1.1.2.3.4** Closeout documentation shall have a value in the preliminary schedule of not less than **[10]**%.

## **20. COVID-19 Safety Requirements**

Contractor shall, at its cost, timely comply with all applicable federal, State, and local requirements relating to COVID-19 or other public health emergency/epidemic/pandemic. Further, except to the extent the Order provides otherwise, Contractor and Contractor's personnel, subcontractors and suppliers shall continue to comply with all applicable terms in the California Department of Public Health's State Public Health Officer Orders.

## **21. COVID-19 Vaccination/Testing Requirements**

### *Vaccination Requirements*

Contractor shall fill out, sign, date and submit to District the COVID-19 Vaccination/Testing Certification Form, attached hereto as **Attachment "A."**

According to the August 11, 2021, California Department of Public Health ("CDPH") State Public Health Officer Order ("Order"), a person is "fully vaccinated" for COVID-19 if two weeks or more have passed since they have received the second dose in a 2-dose series (Pfizer-BioNTech or Moderna or vaccine authorized by the World Health

Organization), or two weeks or more have passed since they received a single-dose vaccine (Johnson and Johnson[J&J]/Janssen).

Pursuant to the CDPH Guidance for Vaccine Records Guidelines & Standards, Contractor shall only accept the following as proof of vaccination:

- (a) COVID-19 Vaccination Record Card (issued by the Department of Health and Human Services Centers for Disease Control & Prevention or WHO Yellow Card which includes name of person vaccinated, type of vaccine provided and date last dose administered);
- (b) a photo of a Vaccination Record Card as a separate document;
- (c) a photo of a Vaccination Record Card stored on a phone or electronic device;
- (d) documentation of COVID-19 vaccination from a health care provider;
- (e) digital record that includes a QR code that when scanned by a SMART Health Card reader displays to the reader name, date of birth, vaccine dates and vaccine type; or
- (f) documentation of vaccination from other contracted employers who follow these vaccination records guidelines and standards.

In the absence of knowledge to the contrary, Contractor may accept the documentation presented in (a) through (f) above as valid.

Contractor shall have a plan in place for tracking verified Contractor personnel vaccination status. Records of vaccination verification must be made available, upon request, to the local health jurisdiction for purposes of case investigation.

Contractor personnel, including any and all tiers of subcontractor, supplier, and any other personnel entering the Project site, who are not fully vaccinated, or for whom vaccine status is unknown or documentation is not provided, must be considered unvaccinated.

#### *Weekly Testing Requirements*

Contractor shall ensure that Contractor personnel, including any and all tiers of subcontractor, supplier, and any other worker entering the Project site, who are unvaccinated or who are not fully vaccinated are required to undergo diagnostic screening testing, as specified below:

- (a) Contractor personnel may be tested with either antigen or molecular tests to satisfy this requirement, but unvaccinated or incompletely vaccinated workers must be tested at least once weekly with either PCR testing or antigen testing. Any PCR (molecular) or antigen test used must either have Emergency Use Authorization by the U.S. Food and Drug Administration or be operating per the Laboratory Developed Test requirements by the U.S. Centers for Medicare and Medicaid Services.
- (b) Unvaccinated or not fully vaccinated Contractor personnel must also observe all other infection control requirements, and are not exempted

from the testing requirement even if they have a medical contraindication to vaccination, since they are still potentially able to spread the illness. Previous history of COVID-19 from which the individual recovered more than 90 days earlier, or a previous positive antibody test for COVID-19, do not waive this requirement for testing.

Contractor shall have a plan in place for tracking test results and conducting workplace contact tracing, and must report results to local public health departments, if applicable.

[ATTACHMENT "A" ON NEXT PAGE]

**ATTACHMENT "A"**  
**COVID-19 VACCINATION/TESTING CERTIFICATION**

**Contractor:** \_\_\_\_\_

The California Department of Public Health ("CDPH") requires, pursuant to its August 11, 2021, Order ("Order"), that all public and private schools serving students in transitional kindergarten through grade twelve, unless exempt, are required to verify the vaccine status of all K-12 school workers, effective October 15, 2021. Further, pursuant to the Order, all such schools are required to verify that all workers are either fully vaccinated or undergo weekly diagnostic testing.

In light of these CDPH requirements, Contractor certifies that the following entity:

\_\_\_\_\_ has verified that the Contractor personnel providing services at District's Project site(s):

- Have all been fully vaccinated in accordance with the CDPH Order.
  
- Have not all been fully vaccinated, but those who are unvaccinated or not fully vaccinated undergo weekly diagnostic testing in accordance with the CDPH Order.
  
- Have not been fully vaccinated and do not undergo weekly diagnostic testing in accordance with the CDPH Order.

Contractor understands that the District's Project site will need to comply with the CDPH Order's COVID-19 requirements for fully vaccinated personnel or unvaccinated personnel. Personnel who are not fully vaccinated or decline to state their vaccination status will be treated as unvaccinated, and Contractor will comply with the CDPH Order, and all applicable state and local laws for vaccinated and unvaccinated personnel.

**CERTIFICATION**

I, \_\_\_\_\_, certify that I am Contractor's \_\_\_\_\_ and that I have made a diligent effort to ascertain the facts with regard to the representations made herein.

Date: \_\_\_\_\_

Proper Name of Contractor: \_\_\_\_\_

Signature: \_\_\_\_\_

Print Name: \_\_\_\_\_

Title: \_\_\_\_\_

END OF DOCUMENT

**HAZARDOUS MATERIALS**  
**PROCEDURES & REQUIREMENTS**

**1. Summary**

This document includes information applicable to hazardous materials and hazardous waste abatement.

**2. Notice of Hazardous Waste or Materials**

- a. Contractor shall give notice in writing to the District, the Construction Manager, and the Architect promptly, before any of the following materials are disturbed, and in no event later than twenty-four (24) hours after first observance, of any:
  - (1) Material that Contractor believes may be a material that is hazardous waste or hazardous material, as defined in section 25117 of the Health and Safety Code, that is required to be removed to a Class I, Class II, or Class III disposal site in accordance with provisions of existing law;
  - (2) Other material that may present a substantial danger to persons or property exposed thereto in connection with Work at the site.
- b. Contractor's written notice shall indicate whether the hazardous waste or material was shown or indicated in the Contract Documents to be within the scope of Work, and whether the materials were brought to the site by Contractor, its Subcontractors, suppliers, or anyone else for whom Contractor is responsible. As used in this section the term "hazardous materials" shall include, without limitation, asbestos, lead, Polychlorinated biphenyl (PCB), petroleum and related hydrocarbons, and radioactive material.
- c. In response to Contractor's written notice, the District shall investigate the identified conditions.
- d. If the District determines that conditions do not involve hazardous materials or that no change in terms of Contract is justified, the District shall so notify Contractor in writing, stating reasons. If the District and Contractor cannot agree on whether conditions justify an adjustment in Contract Price or Contract Time, or on the extent of any adjustment, Contractor shall proceed with the Work as directed by the District.
- e. If after receipt of notice from the District, Contractor does not agree to resume Work based on a reasonable belief it is unsafe, or does not agree to resume Work under special conditions, then District may order such portion of Work that is in connection with such hazardous condition or such affected area to be deleted from the Work, or performed by others, or District may invoke its rights to terminate the Contract in whole or in part. District will determine entitlement to or the amount or extent of an adjustment, if any, in Contract Price or Contract Time as a result of deleting such portion of Work, or performing the Work by others.

- f. If Contractor stops Work in connection with any hazardous condition and in any area affected thereby, Contractor shall immediately redeploy its workers, equipment, and materials, as necessary, to other portions of the Work to minimize delay and disruption.

### **3. Additional Warranties and Representations**

- a. Contractor represents and warrants that it, its employees, and its subcontractors and their employees, shall at all times have the required levels of familiarity with the Site and the Work, training, and ability to comply fully with all applicable laws and contractual requirements for safe and expeditious performance of the Work, including whatever training is or may be required regarding the activities to be performed (including, but not limited to, all training required to address adequately the actual or potential dangers of Contract performance).
- b. Contractor represents and warrants that it, its employees, and its subcontractors and their employees, shall at all times have and maintain in good standing any and all certifications and licenses required by applicable federal, state, and other governmental and quasi-governmental requirements applicable to the Work.
- c. Contractor represents and warrants that it has studied carefully all requirements of the Specifications regarding procedures for demolition, hazardous waste abatement, or safety practices, specified in the Contract, and prior to submitting its bid, has either (a) verified to its satisfaction that the specified procedures are adequate and sufficient to achieve the results intended by the Contract Documents, or (b) by way of approved "or equal" request or request for clarification and written Addenda, secured changes to the specified procedures sufficient to achieve the results intended by the Contract Documents. Contractor accepts the risk that any specified procedure will result in a completed Project in full compliance with the Contract Documents.

### **4. Monitoring and Testing**

- a. District reserves the right, in its sole discretion, to conduct air monitoring, earth monitoring, Work monitoring, and any other tests (in addition to testing required under the agreement or applicable law), to monitor Contract requirements of safe and statutorily compliant work methods and (where applicable) safe re-entry level air standards under state and federal law upon completion of the job, and compliance of the work with periodic and final inspection by public and quasi-public entities having jurisdiction.
- b. Contractor acknowledges that District has the right to perform, or cause to be performed, various activities and tests including, but not limited to, pre-abatement, during abatement, and post-abatement air monitoring, that District shall have no obligation to perform said activities and tests, and that a portion of said activities and tests may take place prior to the completion of the Work by Contractor. In the event District elects to perform these activities and tests, Contractor shall afford District ample access to the Site and all areas of the Work as may be necessary for the performance of these activities and tests. Contractor will include the potential impact of these



activities or tests by District in the Contract Price and the Scheduled Completion Date.

- c. Notwithstanding District's rights granted by this paragraph, Contractor may retain its own industrial hygiene consultant at Contractor's own expense and may collect samples and may perform tests including, but not limited to, pre-abatement, during abatement, and post-abatement personal air monitoring, and District reserves the right to request documentation of all such activities and tests performed by Contractor relating to the Work and Contractor shall immediately provide that documentation upon request.

## **5. Compliance with Laws**

- a. Contractor shall perform safe, expeditious, and orderly work in accordance with the best practices and the highest standards in the hazardous waste abatement, removal, and disposal industry, the applicable law, and the Contract Documents, including, but not limited to, all responsibilities relating to the preparation and return of waste shipment records, all requirements of the law, delivering of all requisite notices, and obtaining all necessary governmental and quasi-governmental approvals.
- b. Contractor represents that it is familiar with and shall comply with all laws applicable to the Work or completed Work including, but not limited to, all federal, state, and local laws, statutes, standards, rules, regulations, and ordinances applicable to the Work relating to:
  - (1) The protection of the public health, welfare and environment;
  - (2) Storage, handling, or use of asbestos, PCB, lead, petroleum based products, radioactive material, or other hazardous materials;
  - (3) The generation, processing, treatment, storage, transport, disposal, destruction, or other management of asbestos, PCB, lead, petroleum, radioactive material, or hazardous waste materials or other waste materials of any kind; and
  - (4) The protection of environmentally sensitive areas such as wetlands and coastal areas.

## **6. Disposal**

- a. Contractor has the sole responsibility for determining current waste storage, handling, transportation, and disposal regulations for the job Site and for each waste disposal facility. Contractor must comply fully at its sole cost and expense with these regulations and any applicable law. District may, but is not obligated to, require submittals with this information for it to review consistent with the Contract Documents.
- b. Contractor shall develop and implement a system acceptable to District to track hazardous waste from the Site to disposal, including appropriate "Hazardous Waste Manifests" on the EPA form, so that District may track the volume of waste it put in each landfill and receive from each landfill a certificate of receipt.

- c. Contractor shall provide District with the name and address of each waste disposal facility prior to any disposal, and District shall have the express right to reject any proposed disposal facility. Contractor shall not use any disposal facility to which District has objected. Contractor shall document actual disposal or destruction of waste at a designated facility by completing a disposal certificate or certificate of destruction forwarding the original to the District.

**7. Permits**

- a. Before performing any of the Work, and at such other times as may be required by applicable law, Contractor shall deliver all requisite notices and obtain the approval of all governmental and quasi-governmental authorities having jurisdiction over the Work. Contractor shall submit evidence satisfactory to District that it and any disposal facility:
  - (1) have obtained all required permits, approvals, and the like in a timely manner both prior to commencement of the Work and thereafter as and when required by applicable law; and
  - (2) are in compliance with all such permits, approvals and the regulations.

For example, before commencing any work in connection with the Work involving asbestos-containing materials, or PCBs, or other hazardous materials subject to regulation, Contractor agrees to provide the required notice of intent to renovate or demolish to the appropriate state or federal agency having jurisdiction, by certified mail, return receipt requested, or by some other method of transmittal for which a return receipt is obtained, and to send a copy of that notice to District. Contractor shall not conduct any Work involving asbestos-containing materials or PCBs unless Contractor has first confirmed that the appropriate agency having jurisdiction is in receipt of the required notification. All permits, licenses, and bonds that are required by governmental or quasi-governmental authorities, and all fees, deposits, tap fees, offsite easements, and asbestos and PCB disposal facilities expenses necessary for the prosecution of the Work, shall be procured and paid for by Contractor. Contractor shall give all notices and comply with the all applicable laws bearing on the conduct of the Work as drawn and specified. If Contractor observes or reasonably should have observed that Plans and Specifications and other Contract Documents are at variance therewith, it shall be responsible for promptly notifying District in writing of such fact. If Contractor performs any Work contrary to applicable laws, it shall bear all costs arising therefrom.

- b. In the case of any permits or notices held in District's name or of necessity to be made in District's name, District shall cooperate with Contractor in securing the permit or giving the notice, but the Contractor shall prepare for District review and execution upon approval, all necessary applications, notices, and other materials.

**8. Indemnification**

To the fullest extent permitted by law, the indemnities and limitations of liability expressed throughout the Contract Documents apply with equal force and effect to any claims or liabilities imposed or existing by virtue of the removal, abatement, and disposal of hazardous waste. This includes, but is not limited to, liabilities connected to the selection and use of a waste disposal facility, a waste transporter, personal injury, property damage, loss of use of property, damage to the environment or natural resources, or "disposal" and "release" of materials associated with the Work (as defined in 42 U.S.C. § 9601 *et seq.*).

**9. Termination**

District shall have an absolute right to terminate for default immediately without notice and without an opportunity to cure should Contractor knowingly or recklessly commit a material breach of the terms of the Contract Documents, or any applicable law, on any matter involving the exposure of persons or property to hazardous waste. However, if the breach of contract exposing persons or property to hazardous waste is due solely to an ordinary, unintentional, and non-reckless failure to exercise reasonable care, then the procedures for termination for cause shall apply without modification.

END OF DOCUMENT

**SUMMARY OF WORK**

**PART 1 - GENERAL**

**1.01 RELATED DOCUMENTS AND PROVISIONS**

All Contract Documents should be reviewed for applicable provisions related to the provisions in this document, including without limitation:

- A. General Conditions, including, without limitation, Site Access Conditions and Requirements;
- B. Special Conditions.

**1.02 SUMMARY OF WORK COVERED BY CONTRACT DOCUMENTS**

- A. The Work of this Contract consists of the following:

Selective demolition and construction necessary for the Modernization to existing school buildings, including associated civil, architectural, structural, plumbing, mechanical and/or electrical work as indicated in the Drawings and Specifications. Generally, these categories of work involve new finishes, adaptive re-use and modification of certain selected areas, new cabinetry, handicap accessibility retrofits, re-roofing, and adding HVAC to instructional areas, library and administrative areas and pertain to changing and expanding selected infrastructure utilities, and extensive modifications. The Project will involve the "phasing" and barricading of work areas as indicated on the Plans and enumerated in these Specifications.

More specifically;

General Alterations to Roosevelt Elementary School Building #'s A, B, C, D & E - to include but not limited to, interior demolition of ; non-bearing walls, fire alarm, lighting, plumbing, HVAC, ceiling finishes etc as required for the installation of ; all non-bearing walls, fire alarm, plumbing, HVAC, roofing, ceilings, lighting, interior finishes, doors and hardware etc. The structural scope is sistering the existing 2x roof joists to handle the load of the added HVAC unit to the roof deck.

**1.03 CONTRACTS**

- A. Perform the Work under a single, fixed-price Contract.

**1.04 WORK BY OTHERS**

- A. Work on the Project that will be performed and completed prior to the start of the Work of this Contract:

**[FILL IN OR MODIFY AS APPROPRIATE]**

- (1) Asbestos removal/abatement.

- (2) Lead paint removal/abatement.
- B. Work on the Project that will be performed by others concurrent with the Work of this Contract:
  - (1) \_\_\_\_\_
  - (2) \_\_\_\_\_

**1.05 CODES, REGULATIONS, AND STANDARDS**

- A. The codes, regulations, and standards adopted by the state and federal agencies having jurisdiction shall govern minimum requirements for this Project. Where codes, regulations, and standards conflict with the Contract Documents, these conflicts shall be brought to the immediate attention of the District and the Architect.
- B. Codes, regulations, and standards shall be as published effective as of date of bid opening, unless otherwise specified or indicated.

**1.06 PROJECT RECORD DOCUMENTS**

- A. Contractor shall maintain on Site one set of the following record documents; Contractor shall record actual revisions to the Work:
  - (1) Contract Drawings.
  - (2) Specifications.
  - (3) Addenda.
  - (4) Change Orders and other modifications to the Contract.
  - (5) Reviewed shop drawings, product data, and samples.
  - (6) Field test records.
  - (7) Inspection certificates.
  - (8) Manufacturer's certificates.
- B. Contractor shall store Record Documents separate from documents used for construction. Provide files, racks, and secure storage for Record Documents and samples.
- C. Contractor shall record information concurrent with construction progress.
- D. Specifications: Contractor shall legibly mark and record at each product section of the Specifications the description of the actual product(s) installed, including the following:
  - (1) Manufacturer's name and product model and number.

- (2) Product substitutions or alternates utilized.
- (3) Changes made by Addenda and Change Orders and written directives.

#### **1.07 EXAMINATION OF EXISTING CONDITIONS**

- A. Contractor shall be held to have examined the Project Site and acquainted itself with the conditions of the Site and of the streets or roads approaching the Site.
- B. Prior to commencement of Work, Contractor shall survey the Site and existing buildings and improvements to observe existing damage and defects such as cracks, sags, broken, missing or damaged glazing, other building elements and Site improvements, and other damage.
- C. Should Contractor observe cracks, sags, and other damage to and defects of the Site and adjacent buildings, paving, and other items not indicated in the Contract Documents, Contractor shall immediately report same to the District and the Architect.

#### **1.08 CONTRACTOR'S USE OF PREMISES**

- A. If unoccupied and only with District's prior written approval, Contractor may use the building(s) at the Project Site without limitation for its operations, storage, and office facilities for the performance of the Work. If the District chooses to beneficially occupy any building(s), Contractor must obtain the District's written approval for Contractor's use of spaces and types of operations to be performed within the building(s) while so occupied. Contractor's access to the building(s) shall be limited to the areas indicated.
- B. If the space at the Project Site is not sufficient for Contractor's operations, storage, office facilities and/or parking, Contractor shall arrange and pay for any additional facilities needed by Contractor.
- C. Contractor shall not interfere with use of or access to occupied portions of the building(s) or adjacent property.
- D. Contractor shall maintain corridors, stairs, halls, and other exit-ways of building clear and free of debris and obstructions at all times.
- E. No one other than those directly involved in the demolition and construction, or specifically designated by the District or the Architect shall be permitted in the areas of work during demolition and construction activities.
- F. The Contractor shall install the construction fence and maintain that it will be locked when not in use. Keys to this fencing will be provided to the District.

#### **1.09 PROTECTION OF EXISTING STRUCTURES AND UTILITIES**

- A. The Drawings show above-grade and below-grade structures, utility lines, and other installations that are known or believed to exist in the area of the Work. Contractor shall locate these existing installations before proceeding with excavation and other operations that could damage same; maintain them in

service, where appropriate; and repair damage to them caused by the performance of the Work. Should damage occur to these existing installations, the costs of repair shall be at the Contractor's expense and made to the District's satisfaction.

- B. Contractor shall be alert to the possibility of the existence of additional structures and utilities. If Contractor encounters additional structures and utilities, Contractor will immediately report to the District for disposition of same as indicated in the General Conditions.

#### **1.10 UTILITY SHUTDOWNS AND INTERRUPTIONS**

- A. Contractor shall give the District a minimum of three (3) days written notice in advance of any need to shut off existing utility services or to effect equipment interruptions. The District will set exact time and duration for shutdown, and will assist Contractor with shutdown. Work required to re-establish utility services shall be performed by the Contractor.
- B. Contractor shall obtain District's written approval as indicated in the General Conditions in advance of deliveries of material or equipment or other activities that may conflict with District's use of the building(s) or adjacent facilities.

#### **1.11 STRUCTURAL INTEGRITY**

- A. Contractor shall be responsible for and supervise each operation and work that could affect structural integrity of various building elements, both permanent and temporary.
- B. Contractor shall include structural connections and fastenings as indicated or required for complete performance of the Work.

**PART 2 – PRODUCTS Not Used.**

**PART 3 – EXECUTION Not Used.**

END OF DOCUMENT

**PRODUCT OPTIONS AND SUBSTITUTIONS**

**PART 1 - GENERAL**

**1.01 RELATED DOCUMENTS AND PROVISIONS**

All Contract Documents should be reviewed for applicable provisions related to the provisions in this document, including without limitation:

- A. Instructions to Bidders;
- B. General Conditions, including, without limitation, Substitutions For Specified Items; and
- C. Special Conditions.

**1.02 SUBSTITUTIONS OF MATERIALS AND EQUIPMENT**

- A. Catalog numbers and specific brands or trade names followed by the designation "or equal" are used in conjunction with material and equipment required by the Specifications to establish the standards of quality, utility, and appearance required. Substitutions which are equal in quality, utility, and appearance to those specified may be reviewed subject to the provisions of the General Conditions.
- B. Wherever more than one manufacturer's product is specified, the first-named product is the basis for the design used in the work and the use of alternative-named manufacturers' products or substitutes may require modifications in that design. If such alternatives are proposed by Contractor and are approved by the District and/or the Architect, Contractor shall assume all costs required to make necessary revisions and modifications of the design resulting from the substitutions requested by the Contractor.
- C. When materials and equipment are specified by first manufacturer's name and product number, second manufacturer's name and "or approved equal," supporting data for the second product, if proposed by Contractor, shall be submitted in accordance with the requirements for substitutions. The District's Board has found and determined that certain item(s) shall be used on this Project based on the purpose(s) indicated pursuant to Public Contract Code section 3400(c). These findings, as well as the products and brand or trade names, have been identified in the Notice to Bidders.
- D. The Contractor will not be allowed to substitute specified items unless the request for substitution is submitted as follows:
  - (1) District must receive any notice of request for substitution of a specified item a minimum of ten (10) calendar days prior to bid opening.



- (2) Within 35 days after the date of the Notice of Award, the Contractor shall submit data substantiating the request(s) for all substitution(s) containing sufficient information to assess acceptability of product or system and impact on Project, including, without limitation, the requirements specified in the Special Conditions and the technical Specifications. Insufficient information shall be grounds for rejection of substitution.
- E. If the District and/or Architect, in reviewing proposed substitute materials and equipment, require revisions or corrections to be made to previously accepted Shop Drawings and supplemental supporting data to be resubmitted, Contractor shall promptly do so. If any proposed substitution is judged by the District and/or Architect to be unacceptable, the specified material or equipment shall be provided.
- F. Samples may be required. Tests required by the District and/or Architect for the determination of quality and utility shall be made at the expense of Contractor, with acceptance of the test procedure first given by the District.
- G. In reviewing the supporting data submitted for substitutions, the District and/or Architect will use for purposes of comparison all the characteristics of the specified material or equipment as they appear in the manufacturer's published data even though all the characteristics may not have been particularly mentioned in the Contract Documents. If more than two (2) submissions of supporting data are required, the cost of reviewing the additional supporting data shall be borne by Contractor, and the District will deduct the costs from the Contract Price. The Contractor shall be responsible for any re-design costs occasioned by District's acceptance and/or approval of any substitute.
- H. The Contractor shall, in the event that a substitute is less costly than that specified, credit the District with one hundred percent (100%) of the net difference between the substitute and the originally specified material. In this event, the Contractor agrees to execute a deductive Change Order to reflect that credit. In the event Contractor furnishes a material, process, or article more expensive than that specified, the difference in the cost of that material, process, or article so furnished shall be borne by Contractor.
- I. In no event shall the District be liable for any increase in Contract Price or Contract Time due to any claimed delay in the evaluation of any proposed substitute or in the acceptance or rejection of any proposed substitute.

**PART 2 – PRODUCTS Not Used.**

**PART 3 – EXECUTION Not Used.**

END OF DOCUMENT

**PROJECT MEETINGS**

**PART 1 – GENERAL**

**1.01 RELATED DOCUMENTS AND PROVISIONS:**

All Contract Documents should be reviewed for applicable provisions related to the provisions in this document, including without limitation:

- A. General Conditions; and
- B. Special Conditions.

**1.02 PROGRESS MEETINGS:**

- A. Contractor shall schedule and hold regular weekly progress meetings after a minimum of one week's prior written notice of the meeting date and time to all Invitees as indicated below.
- B. Location: Contractor's field office.
- C. The Contractor shall notify and invite the following entities ("Invitees"):
  - (1) District Representative.
  - (2) Contractor.
  - (3) Contractor's Project Manager.
  - (4) Contractor's Superintendent.
  - (5) Subcontractors, as appropriate to the agenda of the meeting.
  - (6) Suppliers, as appropriate to the agenda of the meeting.
  - (7) Construction Manager, if any.
  - (8) Architect
  - (9) Engineer(s), if any and as appropriate to the agenda of the meeting.
  - (10) Others, as appropriate to the agenda of the meeting.
- D. The District's and/or the Architect's Consultants will attend at their discretion, in response to the agenda.
- E. The District representative, the Construction Manager, and/or another District Agent shall take and distribute meeting notes to attendees and other concerned parties. If exceptions are taken to anything in the meeting notes,

those exceptions shall be stated in writing to the District within five (5) working days following District's distribution of the meeting notes.

**1.03 PRE-INSTALLATION/PERFORMANCE MEETING:**

- A. Contractor shall schedule a meeting prior to the start of each of the following portions of the Work: cutting and patching of plaster and roofing, and other weather-exposed and moisture-resistant products. Contractor shall invite all Invitees to this meeting, and others whose work may affect or be affected by the quality of the cutting and patching work.
- B. Contractor shall review in detail prior to this meeting, the manufacturer's requirements and specifications, applicable portions of the Contract Documents, Shop Drawings, and other submittals, and other related work. At this meeting, invitees shall review and resolve conflicts, incompatibilities, or inadequacies discovered or anticipated.
- C. Contractor shall review in detail Project conditions, schedule, requirements for performance, application, installation, and quality of completed Work, and protection of adjacent Work and property.
- D. Contractor shall review in detail means of protecting the completed Work during the remainder of the construction period.

**PART 2 - PRODUCTS Not Used.**

**PART 3 - EXECUTION Not Used.**

END OF DOCUMENT

**SCHEDULING OF WORK**

**PART 1 – GENERAL**

**1.01 RELATED DOCUMENTS AND PROVISIONS**

All Contract Documents should be reviewed for applicable provisions related to the provisions in this document, including without limitation:

- A. General Conditions;
- B. Special Conditions;
- C. Summary of Work; and
- D. Submittals.

**1.02 SECTION INCLUDES**

- A. Scheduling of Work under this Contract shall be performed by Contractor in accordance with requirements of this Section.
  - (1) Development of schedule, cost and resource loading of the schedule, monthly payment requests, and project status reporting requirements of the Contract shall employ computerized Critical Path Method ("CPM") scheduling ("CPM Schedule").
  - (2) CPM Schedule shall be cost loaded based on Schedule of Values as approved by District.
  - (3) Submit schedules and reports as specified in the General Conditions.
- B. Upon Award of Contract, Contractor shall immediately commence development of Initial and Original CPM Schedules to ensure compliance with CPM Schedule submittal requirements.

**1.03 CONSTRUCTION SCHEDULE**

- A. Within ten (10) days of issuance of the Notice to Proceed and before request for first progress payment, the Contractor shall prepare and submit to the Project Manager a construction progress schedule conforming to the Milestone Schedule below.
- B. The Construction Schedule shall be continuously updated, and an updated schedule shall be submitted with each application for progress payment. Each revised schedule shall indicate the work actually accomplished during the previous period and the schedule for completion of the remaining work.

C. Milestone Schedule:

<b>ACTIVITY DESCRIPTION</b>	<b>REQUIRED COMPLETION</b>
<b>CONSTRUCTION STARTS</b>	<b>[DATE]</b>
<b>FINAL PROJECT COMPLETION</b>	<b>[DATE]</b>

#### **1.04 QUALIFICATIONS**

- A. Contractor shall employ experienced scheduling personnel qualified to use the latest version of [i.e., Primavera Project Planner]. Experience level required is set forth below. Contractor may employ such personnel directly or may employ a consultant for this purpose.
- (1) The written statement shall identify the individual who will perform CPM scheduling.
  - (2) Capability and experience shall be verified by description of construction projects on which individual has successfully applied computerized CPM.
  - (3) Required level of experience shall include at least two (2) projects of similar nature and scope with value not less than three fourths ( $\frac{3}{4}$ ) of the Total Bid Price of this Project. The written statement shall provide contact persons for referenced projects with current telephone and address information.
- B. District reserves the right to approve or reject Contractor's scheduler or consultant at any time. District reserves the right to refuse replacing of Contractor's scheduler or consultant, if District believes replacement will negatively affect the scheduling of Work under this Contract.

#### **1.05 GENERAL**

- A. Progress Schedule shall be based on and incorporate milestone and completion dates specified in Contract Documents.
- B. Overall time of completion and time of completion for each milestone shown on Progress Schedule shall adhere to times in the Contract, unless an earlier (advanced) time of completion is requested by Contractor and agreed to by District. Any such agreement shall be formalized by a Change Order.
- (1) District is not required to accept an early completion schedule, i.e., one that shows an earlier completion date than the Contract Time.
  - (2) Contractor shall not be entitled to extra compensation in event agreement is reached on an earlier completion schedule and Contractor completes its Work, for whatever reason, beyond completion date shown in its early completion schedule but within the Contract Time.

- (3) A schedule showing the work completed in less than the Contract Time, and that has been accepted by District, shall be considered to have Project Float. The Project Float is the time between the scheduled completion of the work and the Completion Date. Project Float is a resource available to both District and the Contractor.
- C. Ownership Project Float: Neither the District nor Contractor owns Project Float. The Project owns the Project Float. As such, liability for delay of the Completion Date rests with the party whose actions, last in time, actually cause delay to the Completion Date.
- (1) For example, if Party A uses some, but not all of the Project Float and Party B later uses remainder of the Project Float as well as additional time beyond the Project Float, Party B shall be liable for the time that represents a delay to the Completion Date.
  - (2) Party A would not be responsible for the time since it did not consume the entire Project Float and additional Project Float remained; therefore, the Completion Date was unaffected by Party A.
- D. Progress Schedule shall be the basis for evaluating job progress, payment requests, and time extension requests. Responsibility for developing Contract CPM Schedule and monitoring actual progress as compared to Progress Schedule rests with Contractor.
- E. Failure of Progress Schedule to include any element of the Work, or any inaccuracy in Progress Schedule, will not relieve Contractor from responsibility for accomplishing the Work in accordance with the Contract. District's acceptance of schedule shall be for its use in monitoring and evaluating job progress, payment requests, and time extension requests and shall not, in any manner, impose a duty of care upon District, or act to relieve Contractor of its responsibility for means and methods of construction.
- F. Software: Use **[i.e., District Project Planner for Windows, latest version]**. Such software shall be compatible with Windows operating system. Contractor shall transmit contract file to District on compact disk at times requested by District.
- G. Transmit each item under the form approved by District.
- (1) Identify Project with District Contract number and name of Contractor.
  - (2) Provide space for Contractor's approval stamp and District's review stamps.
  - (3) Submittals received from sources other than Contractor will be returned to the Contractor without District's review.

#### **1.06 INITIAL CPM SCHEDULE**

- A. Initial CPM Schedule submitted for review at the pre-construction conference shall serve as Contractor's schedule for up to ninety (90) calendar days after the Notice to Proceed.

- B. Indicate detailed plan for the Work to be completed in first ninety (90) days of the Contract; details of planned mobilization of plant and equipment; sequence of early operations; procurement of materials and equipment. Show Work beyond ninety (90) calendar days in summary form.
- C. Initial CPM Schedule shall be time scaled.
- D. Initial CPM Schedule shall be cost and resource loaded. Accepted cost and resource loaded schedule will be used as basis for monthly progress payments until acceptance of the Original CPM Schedule. Use of Initial CPM Schedule for progress payments shall not exceed ninety (90) calendar days.
- E. District and Contractor shall meet to review and discuss the Initial CPM Schedule within seven (7) calendar days after it has been submitted to District.
  - (1) District's review and comment on the schedule shall be limited to Contract conformance (with sequencing, coordination, and milestone requirements).
  - (2) Contractor shall make corrections to schedule necessary to comply with Contract requirements and shall adjust schedule to incorporate any missing information requested by District. Contractor shall resubmit Initial CPM Schedule if requested by District.
- F. If, during the first ninety (90) days after Notice to Proceed, the Contractor is of the opinion that any of the Work included on its Initial CPM Schedule has been impacted, the Contractor shall submit to District a written Time Impact Evaluation ("TIE") in accordance with Article 1.12 of this Section. The TIE shall be based on the most current update of the Initial CPM Schedule.

#### **1.07 ORIGINAL CPM SCHEDULE**

- A. Submit a detailed proposed Original CPM Schedule presenting an orderly and realistic plan for completion of the Work in conformance with requirements as specified herein.
- B. Progress Schedule shall include or comply with following requirements:
  - (1) Time scaled, cost and resource (labor and major equipment) loaded CPM schedule.
  - (2) No activity on schedule shall have duration longer than fifteen (15) work days, with exception of submittal, approval, fabrication and procurement activities, unless otherwise approved by District.
    - (a) Activity durations shall be total number of actual work days required to perform that activity.
  - (3) The start and completion dates of all items of Work, their major components, and milestone completion dates, if any.

- (4) District furnished materials and equipment, if any, identified as separate activities.
- (5) Activities for maintaining Project Record Documents.
- (6) Dependencies (or relationships) between activities.
- (7) Processing/approval of submittals and shop drawings for all material and equipment required per the Contract. Activities that are dependent on submittal acceptance or material delivery shall not be scheduled to start earlier than expected acceptance or delivery dates.
  - (a) Include time for submittals, re-submittals and reviews by District. Coordinate with accepted schedule for submission of Shop Drawings, samples, and other submittals.
  - (b) Contractor shall be responsible for all impacts resulting from re-submittal of Shop Drawings and submittals.
- (8) Procurement of major equipment, through receipt and inspection at jobsite, identified as separate activity.
  - (a) Include time for fabrication and delivery of manufactured products for the Work.
  - (b) Show dependencies between procurement and construction.
- (9) Activity description; what Work is to be accomplished and where.
- (10) The total cost of performing each activity shall be total of labor, material, and equipment, excluding overhead and profit of Contractor. Overhead and profit of the General Contractor shall be shown as a separate activity in the schedule. Sum of cost for all activities shall equal total Contract value.
- (11) Resources required (labor and major equipment) to perform each activity.
- (12) Responsibility code for each activity corresponding to Contractor or Subcontractor responsible for performing the Work.
- (13) Identify the activities which constitute the controlling operations or critical path. No more than twenty-five (25%) of the activities shall be critical or near critical. Near critical is defined as float in the range of one (1) to (10) days.
- (14) Twenty (20) workdays for developing punch list(s), completion of punch-list items, and final clean up for the Work or any designated portion thereof. No other activities shall be scheduled during this period.
- (15) Interface with the work of other contractors, District, and agencies such as, but not limited to, utility companies.



- (16) Show detailed Subcontractor Work activities. In addition, furnish copies of Subcontractor schedules upon which CPM was built.
    - (a) Also furnish for each Subcontractor, as determined by District, submitted on Subcontractor letterhead, a statement certifying that Subcontractor concurs with Contractor's Original CPM Schedule and that Subcontractor's related schedules have been incorporated, including activity duration, cost and resource loading.
    - (b) Subcontractor schedules shall be independently derived and not a copy of Contractor's schedule.
    - (c) In addition to Contractor's schedule and resource loading, obtain from electrical, mechanical, and plumbing Subcontractors, and other Subcontractors as required by District, productivity calculations common to their trades, such as units per person day, feet of pipe per day per person, feet of wiring per day per person, and similar information.
    - (d) Furnish schedule for Contractor/Subcontractor CPM schedule meetings which shall be held prior to submission of Original CPM schedule to District. District shall be permitted to attend scheduled meetings as an observer.
  - (17) Activity durations shall be in Work days.
  - (18) Submit with the schedule a list of anticipated non-Work days, such as weekends and holidays. The Progress Schedule shall exclude in its Work day calendar all non-Work days on which Contractor anticipates critical Work will not be performed.
- C. Original CPM Schedule Review Meeting: Contractor shall, within sixty (60) days from the Notice to Proceed date, meet with District to review the Original CPM Schedule submittal.
- (1) Contractor shall have its Project Manager, Project Superintendent, Project Scheduler, and key Subcontractor representatives, as required by District, in attendance. The meeting will take place over a continuous one (1) day period.
  - (2) District's review will be limited to submittal's conformance to Contract requirements including, but not limited to, coordination requirements. However, review may also include:
    - (a) Clarifications of Contract Requirements.
    - (b) Directions to include activities and information missing from submittal.
    - (c) Requests to Contractor to clarify its schedule.

- (3) Within five (5) days of the Schedule Review Meeting, Contractor shall respond in writing to all questions and comments expressed by District at the Meeting.

## **1.08 ADJUSTMENTS TO CPM SCHEDULE**

- A. Adjustments to Original CPM Schedule: Contractor shall have adjusted the Original CPM Schedule submittal to address all review comments from original CPM Schedule review meeting and resubmit network diagrams and reports for District's review.
  - (1) District, within ten (10) days from date that Contractor submitted the revised schedule, will either:
    - (a) Accept schedule and cost and resource loaded activities as submitted, or
    - (b) Advise Contractor in writing to review any part or parts of schedule which either do not meet Contract requirements or are unsatisfactory for District to monitor Project's progress, resources, and status or evaluate monthly payment request by Contractor.
  - (2) District may accept schedule with conditions that the first monthly CPM Schedule update be revised to correct deficiencies identified.
  - (3) When schedule is accepted, it shall be considered the "Original CPM Schedule" which will then be immediately updated to reflect the current status of the work.
  - (4) District reserves right to require Contractor to adjust, add to, or clarify any portion of schedule which may later be discovered to be insufficient for monitoring of Work or approval of partial payment requests. No additional compensation will be provided for such adjustments, additions, or clarifications.
- B. Acceptance of Contractor's schedule by District will be based solely upon schedule's compliance with Contract requirements.
  - (1) By way of Contractor assigning activity durations and proposing sequence of Work, Contractor agrees to utilize sufficient and necessary management and other resources to perform work in accordance with the schedule.
  - (2) Upon submittal of schedule update, updated schedule shall be considered "current" CPM Schedule.
  - (3) Submission of Contractor's schedule to District shall not relieve Contractor of total responsibility for scheduling, sequencing, and pursuing Work to comply with requirements of Contract Documents, including adverse effects such as delays resulting from ill-timed Work.

- C. Submittal of Original CPM Schedule, and subsequent schedule updates, shall be understood to be Contractor's representation that the Schedule meets requirements of Contract Documents and that Work shall be executed in sequence indicated on the schedule.
- D. Contractor shall distribute Original CPM Schedule to Subcontractors for review and written acceptance, which shall be noted on Subcontractors' letterheads to Contractor and transmitted to District for the record.

#### **1.09 MONTHLY CPM SCHEDULE UPDATE SUBMITTALS**

- A. Following acceptance of Contractor's Original CPM Schedule, Contractor shall monitor progress of Work and adjust schedule each month to reflect actual progress and any anticipated changes to planned activities.
  - (1) Each schedule update submitted shall be complete, including all information requested for the Original CPM Schedule submittal.
  - (2) Each update shall continue to show all Work activities including those already completed. These completed activities shall accurately reflect "as built" information by indicating when activities were actually started and completed.
- B. A meeting will be held on approximately the twenty-fifth (25th) of each month to review the schedule update submittal and progress payment application.
  - (1) At this meeting, at a minimum, the following items will be reviewed: Percent (%) complete of each activity; Time Impact Evaluations for Change Orders and Time Extension Request; actual and anticipated activity sequence changes; actual and anticipated duration changes; and actual and anticipated Contractor delays.
  - (2) These meetings are considered a critical component of overall monthly schedule update submittal and Contractor shall have appropriate personnel attend. At a minimum, these meetings shall be attended by Contractor's General Superintendent and Scheduler.
  - (3) Contractor shall plan on the meeting taking no less than four (4) hours.
- C. Within five (5) working days after monthly schedule update meeting, Contractor shall submit the updated CPM Schedule update.
- D. Within five (5) work days of receipt of above noted revised submittals, District will either accept or reject monthly schedule update submittal.
  - (1) If accepted, percent (%) complete shown in monthly update will be basis for Application for Payment by the Contractor. The schedule update shall be submitted as part of the Contractor's Application for Payment.

- (2) If rejected, update shall be corrected and resubmitted by Contractor before the Application for Payment is submitted.
- E. Neither updating, changing or revising of any report, curve, schedule, or narrative submitted to District by Contractor under this Contract, nor District's review or acceptance of any such report, curve, schedule or narrative shall have the effect of amending or modifying in any way the Completion Date or milestone dates or of modifying or limiting in any way Contractor's obligations under this Contract.

### **1.10 SCHEDULE REVISIONS**

- A. Updating the Schedule to reflect actual progress shall not be considered revisions to the Schedule. Since scheduling is a dynamic process, revisions to activity durations and sequences are expected on a monthly basis.
- B. To reflect revisions to the Schedule, the Contractor shall provide District with a written narrative with a full description and reasons for each Work activity revised. For revisions affecting the sequence of work, the Contractor shall provide a schedule diagram which compares the original sequence to the revised sequence of work. The Contractor shall provide the written narrative and schedule diagram for revisions two (2) working days in advance of the monthly schedule update meeting.
- C. Schedule revisions shall not be incorporated into any schedule update until the revisions have been reviewed by District. District may request further information and justification for schedule revisions and Contractor shall, within three (3) days, provide District with a complete written narrative response to District's request.
- D. If the Contractor's revision is still not accepted by District, and the Contractor disagrees with District's position, the Contractor has seven (7) calendar days from receipt of District's letter rejecting the revision to provide a written narrative providing full justification and explanation for the revision. The Contractor's failure to respond in writing within seven (7) calendar days of District's written rejection of a schedule revision shall be contractually interpreted as acceptance of District's position, and the Contractor waives its rights to subsequently dispute or file a claim regarding District's position.
- E. At District's discretion, the Contractor can be required to provide Subcontractor certifications of performance regarding proposed schedule revisions affecting said Subcontractors.

### **1.11 RECOVERY SCHEDULE**

- A. If the Schedule Update shows a completion date twenty-one (21) calendar days beyond the Contract Completion Date, or individual milestone completion dates, the Contractor shall submit to District the proposed revisions to recover the lost time within seven (7) calendar days. As part of this submittal, the Contractor shall provide a written narrative for each revision made to recapture the lost time. If the revisions include sequence changes, the Contractor shall provide a schedule diagram comparing the original sequence to the revised sequence of work.

- B. The revisions shall not be incorporated into any schedule update until the revisions have been reviewed by District.
- C. If the Contractor's revisions are not accepted by District, District and the Contractor shall follow the procedures in paragraph 1.09.C, 1.09.D and 1.09.E above.
- D. At District's discretion, the Contractor can be required to provide Subcontractor certifications for revisions affecting said Subcontractors.

#### **1.12 TIME IMPACT EVALUATION ("TIE") FOR CHANGE ORDERS, AND OTHER DELAYS**

- A. When Contractor is directed to proceed with changed Work, the Contractor shall prepare and submit within fourteen (14) calendar days from the Notice to Proceed a TIE which includes both a written narrative and a schedule diagram depicting how the changed Work affects other schedule activities. The schedule diagram shall show how the Contractor proposes to incorporate the changed Work in the schedule and how it impacts the current schedule-update critical path. The Contractor is also responsible for requesting time extensions based on the TIE's impact on the critical path. The diagram must be tied to the main sequence of schedule activities to enable District to evaluate the impact of changed Work to the scheduled critical path.
- B. Contractor shall be required to comply with the requirements of Paragraph 1.09.A for all types of delays such as, but not limited to, Contractor/Subcontractor delays, adverse weather delays, strikes, procurement delays, fabrication delays, etc.
- C. Contractor shall be responsible for all costs associated with the preparation of TIEs, and the process of incorporating them into the current schedule update. The Contractor shall provide District with four (4) copies of each TIE.
- D. Once agreement has been reached on a TIE, the Contract Time will be adjusted accordingly. If agreement is not reached on a TIE, the Contract Time may be extended in an amount District allows, and the Contractor may submit a claim for additional time claimed by contractor.

#### **1.13 TIME EXTENSIONS**

- A. The Contractor is responsible for requesting time extensions for time impacts that, in the opinion of the Contractor, impact the critical path of the current schedule update. Notice of time impacts shall be given in accord with the General Conditions.
- B. Where an event for which District is responsible impacts the projected Completion Date, the Contractor shall provide a written mitigation plan, including a schedule diagram, which explains how (e.g., increase crew size, overtime, etc.) the impact can be mitigated. The Contractor shall also include a detailed cost breakdown of the labor, equipment, and material the Contractor would expend to mitigate District-caused time impact. The Contractor shall submit its mitigation plan to District within fourteen (14)

calendar days from the date of discovery of the impact. The Contractor is responsible for the cost to prepare the mitigation plan.

- C. Failure to request time, provide TIE, or provide the required mitigation plan will result in Contractor waiving its right to a time extension and cost to mitigate the delay.
- D. No time will be granted under this Contract for cumulative effect of changes.
- E. District will not be obligated to consider any time extension request unless the Contractor complies with the requirements of Contract Documents.
- F. Failure of the Contractor to perform in accordance with the current schedule update shall not be excused by submittal of time extension requests.
- G. If the Contractor does not submit a TIE within the required fourteen (14) calendar days for any issue, it is mutually agreed that the Contractor does not require a time extension for said issue.

#### **1.14 SCHEDULE REPORTS**

- A. Submit four (4) copies of the following reports with the Initial CPM Schedule, the Original CPM Schedule, and each monthly update.
- B. Required Reports:
  - (1) Two activity listing reports: one sorted by activity number and one by total Project Float. These reports shall also include each activity's early/late and actual start and finish dates, original and remaining duration, Project Float, responsibility code, and the logic relationship of activities.
  - (2) Cost report sorted by activity number including each activity's associated cost, percentage of Work accomplished, earned value- to date, previous payments, and amount earned for current update period.
  - (3) Schedule plots presenting time-scaled network diagram showing activities and their relationships with the controlling operations or critical path clearly highlighted.
  - (4) Cash flow report calculated by early start, late start, and indicating actual progress. Provide an exhibit depicting this information in graphic form.
  - (5) Planned versus actual resource (i.e., labor) histogram calculated by early start and late start.
- C. Other Reports:

In addition to above reports, District may request, from month to month, any two of the following reports. Submit four (4) copies of all reports.

- (1) Activities by early start.
  - (2) Activities by late start.
  - (3) Activities grouped by Subcontractors or selected trades.
  - (4) Activities with scheduled early start dates in a given time frame, such as fifteen (15) or thirty (30) day outlook.
- D. Furnish District with report files on compact disks containing all schedule files for each report generated.

### **1.15 PROJECT STATUS REPORTING**

- A. In addition to submittal requirements for CPM scheduling identified in this Section, Contractor shall provide a monthly project status report (i.e., written narrative report) to be submitted in conjunction with each CPM Schedule as specified herein. Status reporting shall be in form specified below.
- B. Contractor shall prepare monthly written narrative reports of status of Project for submission to District. Written status reports shall include:
- (1) Status of major Project components (percent (%) complete, amount of time ahead or behind schedule) and an explanation of how Project will be brought back on schedule if delays have occurred.
  - (2) Progress made on critical activities indicated on CPM Schedule.
  - (3) Explanations for any lack of work on critical path activities planned to be performed during last month.
  - (4) Explanations for any schedule changes, including changes to logic or to activity durations.
  - (5) List of critical activities scheduled to be performed next month.
  - (6) Status of major material and equipment procurement.
  - (7) Any delays encountered during reporting period.
  - (8) Contractor shall provide printed report indicating actual versus planned resource loading for each trade and each activity. This report shall be provided on weekly and monthly basis.
    - (a) Actual resource shall be accumulated in field by Contractor, and shall be as noted on Contractor's daily reports. These reports will be basis for information provided in computer-generated monthly and weekly printed reports.
    - (b) Contractor shall explain all variances and mitigation measures.

- (9) Contractor may include any other information pertinent to status of Project. Contractor shall include additional status information requested by District at no additional cost.
- (10) Status reports, and the information contained therein, shall not be construed as claims, notice of claims, notice of delay, or requests for changes or compensation.

#### **1.16 WEEKLY SCHEDULE REPORT**

At the Weekly Progress Meeting, the Contractor shall provide and present a time-scaled three (3) week look-ahead schedule that is based and correlated by activity number to the current schedule (i.e., Initial, Original CPM, or Schedule Update).

#### **1.17 DAILY CONSTRUCTION REPORTS**

On a daily basis, Contractor shall submit a daily activity report to District for each workday, including weekends and holidays when worked. Contractor shall develop the daily construction reports on a computer-generated database capable of sorting daily Work, manpower, and man-hours by Contractor, Subcontractor, area, sub-area, and Change Order Work. Upon request of District, furnish computer disk of this data base. Obtain District's written approval of daily construction report data base format prior to implementation. Include in report:

- A. Project name and Project number.
- B. Contractor's name and address.
- C. Weather, temperature, and any unusual site conditions.
- D. Brief description and location of the day's scheduled activities and any special problems and accidents, including Work of Subcontractors. Descriptions shall be referenced to CPM scheduled activities.
- E. Worker quantities for its own Work force and for Subcontractors of any tier.
- F. Equipment, other than hand tools, utilized by Contractor and Subcontractors.

#### **1.18 PERIODIC VERIFIED REPORTS**

Contractor shall complete and verify construction reports on a form prescribed by the Division of the State Architect and file reports on the first day of February, May, August, and November during the preceding quarter year; at the completion of the Contract; at the completion of the Work; at the suspension of Work for a period of more than one (1) month; whenever the services of Contractor or any of Contractor's Subcontractors are terminated for any reason; and at any time a special verified report is required by the Division of the State Architect. Refer to section 4-336 and section 4-343 of Part 1, Title 24 of the California Code of Regulations.

**PART 2 – PRODUCTS Not Used.**

**PART 3 - EXECUTION Not Used.**

END OF DOCUMENT



**SUBMITTALS**

**PART 1 - GENERAL**

**1.01 RELATED DOCUMENTS AND PROVISIONS:**

All Contract Documents should be reviewed for applicable provisions related to the provisions in this document, including without limitation:

- A. General Conditions, including, without limitation, Contractor's Submittals and Schedules, Drawings and Specifications;
- B. Special Conditions.

**1.02 SECTION INCLUDES:**

- A. Definitions:
  - (1) Shop Drawings and Product Data are as indicated in the General Conditions and include, but are not limited to, fabrication, erection, layout and setting drawings, formwork and falsework drawings, manufacturers' standard drawings, descriptive literature, catalogues, brochures, performance and test data, wiring and control diagrams. In addition, there are other drawings and descriptive data pertaining to materials, equipment, piping, duct and conduit systems, and methods of construction as may be required to show that the materials, equipment or systems and all positions conform to the requirement of the Contract Documents, including, without limitation, the Drawings.
  - (2) "Manufactured" applies to standard units usually mass-produced; "fabricated" means specifically assembled or made out of selected materials to meet design requirements. Shop Drawings shall establish the actual detail of manufactured or fabricated items, indicated proper relation to adjoining work and amplify design details of mechanical and electrical equipment in proper relation to physical spaces in the structure.
  - (3) Manufacturer's Instructions: Where any item of Work is required by the Contract Documents to be furnished, installed, or performed, at a minimum, in accordance with a specified product manufacturer's instructions, the Contractor shall procure and distribute copies of these to the District, the Architect, and all other concerned parties and shall furnish, install, or perform the work, at a minimum, in accordance with those instructions.
- B. Samples, Shop Drawings, Product Data, and other items as specified, in accordance with the following requirements:
  - (1) Contractor shall submit all Shop Drawings, Product Data, and Samples to the District, the Architect, the Project Inspector, and the Construction Manager.

- (2) Contractor shall comply with all time frames herein and in the General Conditions and, in any case, shall submit required information in sufficient time to permit proper consideration and action before ordering any materials or items represented by such Shop Drawings, Product Data, and/or Samples.
- (3) Contractor shall allow sufficient time so that no delay occurs due to required lead time in ordering or delivery of any item to the Site. Contractor shall be responsible for any delay in progress of Work due to its failure to observe these requirements.
- (4) Time for completion of Work shall not be extended on account of Contractor's failure to promptly submit Shop Drawings, Product Data, and/or Samples.
- (5) Reference numbers on Shop Drawings shall have Architectural and/or Engineering Contract Drawings reference numbers for details, sections, and "cuts" shown on Shop Drawings. These reference numbers shall be in addition to any numbering system that Contractor chooses to use or has adopted as standard.
- (6) When the magnitude or complexity of submittal material prevents a complete review within the stated time frame, Contractor shall make this submittal in increments to avoid extended delays.
- (7) Contractor shall certify on submittals for review that submittals conform to Contract requirements. Also certify that Contractor-furnished equipment can be installed in allocated space. In event of any variance, Contractor shall specifically state in transmittal and on Shop Drawings, portions vary and require approval of a substitute. Submittals shall not be used as a means of requesting a substitution.
- (8) Unless specified otherwise, sampling, preparation of samples, and tests shall be in accordance with the latest standard of the American Society for Testing and Materials.
- (9) Upon demand by Architect or District, Contractor shall submit samples of materials and/or articles for tests or examinations and consideration before Contractor incorporates same in Work. Contractor shall be solely responsible for delays due to sample(s) not being submitted in time to allow for tests. Acceptance or rejection will be expressed in writing. Work shall be equal to approved samples in every respect. Samples that are of value after testing will remain the property of Contractor.

C. Submittal Schedule:

- (1) Contractor shall prepare its proposed submittal schedule that is coordinated with the proposed construction schedule and submit both to the District within ten (10) days after the date of the Notice to Proceed. Contractor's proposed schedules shall become the Project Construction Schedule and the Project Submittal Schedule after each is approved by the District.

- (2) Contractor is responsible for all lost time should the initial submittal be rejected, marked "revise and resubmit", etc.
- (3) All Submittals shall be forwarded to the District by the date indicated on the approved Submittal Schedule, unless an earlier date is necessary to maintain the Construction Schedule, in which case those Submittals shall be forwarded to the District so as not to delay the Construction Schedule.
- (4) Contractor may be assessed \$100 a day for each day it is late in submitting a shop drawing or sample. No extensions of time will be granted to Trade Contractor or any Subcontractor because of its failure to have shop drawings and samples submitted in accordance with the Schedule.

### **1.03 SHOP DRAWINGS:**

- A. Contractor shall submit one reproducible transparency and six (6) opaque reproductions. The District will review and return the reproducible copy and one (1) opaque reproduction to Contractor.
- B. Before commencing installation of any Work, the Contractor shall submit and receive approval of all drawings, descriptive data, and material list(s) as required to accomplish Work.
- C. Review of Shop Drawings is regarded as a service to assist Contractor and in all cases original Contract Documents shall take precedence as outlined under General Conditions.
- D. No claim for extra time or payment shall be based on work shown on Shop Drawings unless the claim is (1) noted on Contractor's transmittal letter accompanying Shop Drawings and (2) Contractor has complied with all applicable provisions of the General Conditions, including, without limitation, provisions regarding changes and payment, and all required written approvals.
- E. District shall not review Shop Drawings for quantities of materials or number of items supplied.
- F. District's and/or Architect's review of Shop Drawing will be general. District and/or Architect review does not relieve Contractor of responsibility for dimensions, accuracy, proper fitting, construction of Work, furnishing of materials, or Work required by Contract Documents and not indicated on Shop Drawings. The District's and/or Architect's review of Shop Drawings is not to be construed as approving departures from Contract Documents.
- G. Review of Shop Drawings and Schedules does not relieve Contractor from responsibility for any aspect of those Drawings or Schedules that is a violation of local, County, State, or Federal laws, rules, ordinances, or rules and regulations of commissions, boards, or other authorities or utilities having jurisdiction.
- H. Before submitting Shop Drawings for review, Contractor shall check Shop Drawings of its subcontractors for accuracy, and confirm that all Work

contiguous with and having bearing on other work shown on Shop Drawings is accurately drawn and in conformance with Contract Documents.

- I. Submitted drawings and details must bear stamp of approval of Contractor:
  - (1) Stamp and signature shall clearly certify that Contractor has checked Shop Drawings for compliance with Drawings.
  - (2) If Contractor submits a Shop Drawing without an executed stamp of approval, or whenever it is evident (despite stamp) that Drawings have not been checked, the District and/or Architect will not consider them and will return them to the Contractor for revision and resubmission. In that event, it will be deemed that Contractor has not complied with this provision and Contractor shall bear risk of all delays to same extent as if it had not submitted any Shop Drawings or details.
  
- J. Submission of Shop Drawings (in either original submission or when resubmitted with correction) constitutes evidence that Contractor has checked all information thereon and that it accepts and is willing to perform Work as shown.
  
- K. Contractor shall pay for cost of any changes in construction due to improper checking and coordination. Contractor shall be responsible for all additional costs, including coordination. Contractor shall be responsible for costs incurred by itself, the District, the Architect, the Project Inspector, the Construction Manager, any other Subcontractor or contractor, etc., due to improperly checked and/or coordination of submittals.
  
- L. Shop Drawings must clearly delineate the following information:
  - (1) Project name and address.
  - (2) Specification number and description.
  - (3) Architect's name and project number.
  - (4) Shop Drawing title, number, date, and scale.
  - (5) Names of Contractor, Subcontractor(s) and fabricator.
  - (6) Working and erection dimensions.
  - (7) Arrangements and sectional views.
  - (8) Necessary details, including complete information for making connections with other Work.
  - (9) Kinds of materials and finishes.
  - (10) Descriptive names of materials and equipment, classified item numbers, and locations at which materials or equipment are to be installed in the Work. Contractor shall use same reference identification(s) as shown on Contract Drawings.

- M. Contractor shall prepare composite drawings and installation layouts when required to solve tight field conditions.
- (1) Shop Drawings shall consist of dimensioned plans and elevations and must give complete information, particularly as to size and location of sleeves, inserts, attachments, openings, conduits, ducts, boxes, structural interferences, etc.
  - (2) Contractor shall coordinate these composite Shop Drawings and installation layouts in the field between itself and its Subcontractor(s) for proper relationship to the Work, the work of other trades, and the field conditions. The Contractor shall check and approve all submittal(s) before submitting them for final review.

#### **1.04 PRODUCT DATA OR NON REPRODUCIBLE SUBMITTALS:**

- A. Contractor shall submit manufacturer's printed literature in original form. Any fading type of reproduction will not be accepted. Contractor must submit a minimum of six (6) each, to the District. District shall return one (1) to the Contractor, who shall reproduce whatever additional copies it requires for distribution.
- B. Contractor shall submit six (6) copies of a complete list of all major items of mechanical, plumbing, and electrical equipment and materials in accordance with the approved Submittal Schedule, except as required earlier to comply with the approved Construction Schedule. Other items specified are to be submitted prior to commencing Work. Contractor shall submit items of like kind at one time in a neat and orderly manner. Partial lists will not be acceptable.
- C. Submittals shall include manufacturer's specifications, physical dimensions, and ratings of all equipment. Contractor shall furnish performance curves for all pumps and fans. Where printed literature describes items in addition to that item being submitted, submitted item shall be clearly marked on sheet and superfluous information shall be crossed out. If highlighting is used, Contractor shall mark all copies.
- D. Equipment submittals shall be complete and include space requirements, weight, electrical and mechanical requirements, performance data, and supplemental information that may be requested.
- E. Imported Materials Certification must be submitted at least ten (10) days before material is delivered.

#### **1.05 SAMPLES:**

- A. Contractor shall submit for approval Samples as required and within the time frame in the Contract Documents. Materials such as concrete, mortar, etc., which require on-site testing will be obtained from Project Site.
- B. Contractor shall submit four (4) samples except where greater or lesser number is specifically required by Contract Documents including, without limitation, the Specifications.

- (1) Samples must be of sufficient size and quality to clearly illustrate functional characteristics, with integrally related parts and attachment devices.
  - (2) Samples must show full range of texture, color, and pattern.
- C. Contractor shall make all Submittals, unless it has authorized Subcontractor(s) to submit and Contractor has notified the District in writing to this effect.
  - D. Samples to be shipped prepaid or hand-delivered to the District.
  - E. Contractor shall mark samples to show name of Project, name of Contractor submitting, Contract number and segment of Work where representative Sample will be used, all applicable Specifications Sections and documents, Contract Drawing Number and detail, and ASTM or FS reference, if applicable.
  - F. Contractor shall not deliver any material to Site prior to receipt of District's and/or Architect's completed written review and approval. Contractor shall furnish materials equal in every respect to approved Samples and execute Work in conformance therewith.
  - G. District's and/or Architect's review, acceptance, and/or approval of Sample(s) will not preclude rejections of any material upon discovery of defects in same prior to final acceptance of completed Work.
  - H. After a material has been approved, no change in brand or make will be permitted.
  - I. Contractor shall prepare its Submittal Schedule and submit Samples of materials requiring laboratory tests to specified laboratory for testing not less than ninety (90) days before such materials are required to be used in Work.
  - J. Samples which are rejected must be resubmitted promptly after notification of rejection and be marked "Resubmitted Sample" in addition to other information required.
  - K. Field Samples and Mock-Ups are to be removed by Contractor at District's direction:
    - (1) Size: As Specified.
    - (2) Furnish catalog numbers and similar data, as requested.

#### **1.06 REVIEW AND RESUBMISSION REQUIREMENTS:**

- A. The District will arrange for review of Sample(s), Shop Drawing(s), Product Data, and other submittal(s) by appropriate reviewer and return to Contractor as provided below within twenty-one (21) days after receipt or within twenty-one (21) days after receipt of all related information necessary for such review, whichever is later.
- B. One (1) copy of product or materials data will be returned to Contractor with the review status.

- C. Samples to be incorporated into the Work will be returned to Contractor, together with a written notice designating the Sample with the appropriate review status and indicating errors discovered on review, if any. Other Samples will not be returned, but the same notice will be given with respect thereto, and that notice shall be considered a return of the Sample.
- D. Contractor shall revise and resubmit any Sample(s), Shop Drawing(s), Product Data, and other submittal(s) as required by the reviewer. Such resubmittals will be reviewed and returned in the same manner as original Sample(s), Shop Drawing(s), Product Data, and other submittal(s), within fourteen (14) days after receipt thereof or within fourteen (14) days after receipt of all related information necessary for such review. Such resubmittal shall not delay the Work.
- E. Contractor may proceed with any of the Work covered by Sample(s), Shop Drawing(s), Product Data, and other submittal(s) upon its return if designated as no exception taken, or revise as noted, provided the Contractor proceeds in accordance with the District and/or the Architect's notes and comments.
- F. Contractor shall not begin any of the work covered by a Sample(s), Shop Drawing(s), Product Data, and other submittal(s), designated as revise and resubmit or rejected, until a revision or correction thereof has been reviewed and returned to Contractor.
- G. Sample(s), Shop Drawing(s), Product Data, and other submittal(s) designated as revise and resubmit or rejected and requiring resubmittal, shall be revised or corrected and resubmitted to the District no later than fourteen (14) days or a shorter period as required to comply with the approved Construction Schedule, after its return to Contractor.
- H. Neither the review nor the lack of review of any Sample(s), Shop Drawing(s), Product Data, and other submittal(s) shall waive any of the requirements of the Contract Documents, or relieve Contractor of any obligation thereunder.
- I. District's and/or Architect's review of Shop Drawings does not relieve the Contractor of responsibility for any errors that may exist. Contractor is responsible for the dimensions and design of adequate connections and details and for satisfactory construction of all the Work.

**PART 2 – PRODUCTS Not Used.**

**PART 3 - EXECUTION Not Used.**

END OF DOCUMENT

**SITE STANDARDS**

**PART 1 – GENERAL**

**1.01 RELATED DOCUMENTS AND PROVISIONS:**

All Contract Documents should be reviewed for applicable provisions related to the provisions in this document, including without limitation:

- A. General Conditions, including without limitation, Site Access, Conditions, and Regulations;
- B. Special Conditions;
- C. Drug-Free Workplace Certification;
- D. Tobacco-Free Environment Certification;
- E. Criminal Background Investigation/Fingerprinting Certification;
- F. Temporary Facilities and Controls.

**1.02 REQUIREMENTS OF THE DISTRICT:**

- A. Drug-Free Schools and Safety Requirements:
  - (1) All school sites and other District Facilities have been declared "Drug-Free Zones." No drugs, alcohol and/or smoking are allowed at any time in any buildings and/or grounds on District property. No students, staff, visitors, or contractors are to use drugs on these sites.
  - (2) Smoking and the use of tobacco products by all persons is prohibited on or in District property. District property includes school buildings, school grounds, school-owned vehicles and vehicles owned by others while on District property. Contractor shall post: "Non-Smoking Area" in a highly visible location in each work area, staging area, and parking area. Contractor may designate a smoking area outside of District property within the public right-of-way, provided that this area remains quiet and unobtrusive to adjacent neighbors. This smoking area is to be kept clean at all times.
  - (3) Contractor shall ensure that no alcohol, firearms, weapons, or controlled substances enter or are used at the Site. Contractor shall immediately remove from the Site and terminate the employment of any employee(s) found in violation of this provision.
- B. Language: Profanity or other unacceptable and/or loud language will not be tolerated, "Cat calls" or other derogatory language toward students, staff, volunteers, parents or public will not be allowed.



- C. Disturbing the Peace (Noise and Lighting):
- (1) Contractor shall observe the noise ordinance of the Site at all times including, without limitation, all applicable local, city, and/or state laws, ordinances, and/or regulations regarding noise and allowable noise levels.
  - (2) The use of radios, etc., shall be controlled to keep all sound at a level that cannot be heard beyond the immediate area of use. District reserves the right to prohibit the use of radios at the Site, except for mobile phones or other handheld communication radios.
  - (3) If portable lights are used after dark, all light must be located so as not to direct light into neighboring property.
- D. Traffic:
- (1) Driving on the Premises shall be limited to periods when students and public are not present. If driving or deliveries must be made during the school hours, two (2) or more ground guides shall lead the vehicle across the area of travel. In no case shall driving take place across playgrounds or other pedestrian paths during recess, lunch, and/or class period changes. The speed limit on-the Premises shall be five (5) miles per hour (maximum) or less if conditions require.
  - (2) All paths of travel for deliveries, including without limitation, material, equipment, and supply deliveries, shall be reviewed and approved by District in advance. Any damage will be repaired to the pre-damaged condition by the Contractor.
  - (3) District shall designate a construction entry to the Site. If Contractor requests, District determines it is required, and to the extent possible, District shall designate a staging area so as not to interfere with the normal functioning of school facilities. Location of gates and fencing shall be approved in advance with District and at Contractor's expense.
  - (4) Parking areas shall be reviewed and approved by District in advance. No parking is to occur under the drip line of trees or in softscape areas that could otherwise be damaged.
- E. All of the above shall be observed and complied with by the Contractor and all workers on the Site. Failure to follow these directives could result in individual(s) being suspended or removed from the work force at the discretion of the District. The same rules and regulations shall apply equally to delivery personnel, inspectors, consultants, and other visitors to the Site.

**PART 2 - PRODUCTS Not Used.**

**PART 3 - EXECUTION Not Used.**

END OF DOCUMENT

**REGULATORY REQUIREMENTS**

**PART 1 - GENERAL**

**1.01 RELATED DOCUMENTS AND PROVISIONS:**

All Contract Documents should be reviewed for applicable provisions related to the provisions in this document, including without limitation:

- A. General Conditions, including, without limitation, Obtaining of Permits, Licenses and Registrations and Work to Comply with All Applicable Laws and Regulations;
- B. Special Conditions; and
- C. Quality Control.

**1.02 DESCRIPTION:**

This section covers the general requirements for regulatory requirements pertaining to the Work and is supplementary to all other regulatory requirements mentioned or referenced elsewhere in the Contract Documents.

**1.03 REQUIREMENTS OF REGULATORY AGENCIES:**

- A. All statutes, ordinances, laws, rules, codes, regulations, standards, and the lawful orders of all public authorities having jurisdiction over the Work, are hereby incorporated into these Contract Documents as if repeated in full herein and are intended to be included in any reference to Code or Building Code, unless otherwise specified, including, without limitation, the references in the list below. Contractor shall make available at the Site copies of all the listed documents applicable to the Work as the District and/or Architect may request, including, without limitation, applicable portions of the California Code of Regulations ("CCR").

- (1) 2022 California Building Standards Administrative Code, Part 1, Title 24, CCR.
- (2) 2022 California Building Code (CBC), Part 2, Title 24, CCR; (2021 International Building Code volumes 1-2 and California Amendments).
- (3) 2022 California Electrical Code (CEC), Part 3, Title 24, CCR; (2022 National Electrical Code w/ NFPA 70 and California Amendments).
- (4) 2022 California Mechanical Code (CMC), Part 4, Title 24, CCR; (20212 Uniform Mechanical Code and California Amendments).
- (5) 2022 California Plumbing Code (CPC), Part 5, Title 24, CCR; (2021 Uniform Plumbing Code and California Amendments).

- (6) 2022 California Fire Code (CFC), Part 9, Title 24, CCR; (2021 International Fire Code and California Amendments).
- (7) 2022 California Green Building Standards Code (CALGreen), Part 11, Title 24, CCR.
- (8) 2022 California Referenced Standards Code, Part 12, Title 24, CCR.
- (9) State Fire Marshal Regulations, Public Safety, Title 19, CCR.
- (10) Partial List of Applicable National Fire Protection Association (NFPA) Standards:
  - (a) NFPA 13 - Automatic Sprinkler System.
  - (b) NFPA 14 - Standpipes Systems.
  - (c) NFPA 17A - Wet Chemical System
  - (d) NFPA 24 - Private Fire Mains.
  - (e) (California Amended) NFPA 72 - National Fire Alarm Codes.
  - (f) NFPA 253 - Critical Radiant Flux of Floor Covering System.
  - (g) NFPA 2001 - Clean Agent Fire Extinguishing Systems.
- (11) California Division of the State Architect interpretation of Regulations ("DSA IR"), including, without limitation:
  - (a) DSA IR A-6 — Construction Change Document Submittal and Approval Processes.
  - (b) DSA IR A-7 — Project Inspector Certification and Approval.
  - (c) DSA IR A-8 — Project Inspector and Assistant Inspector Duties and Performance.
  - (d) DSA IR A-12 — Assistant Inspector Approval.
- (12) DSA Procedures ("DSA PR")
  - (a) DSA PR 13-01 – Construction Oversight Process
  - (b) DSA PR 13-02 – Project Certification Process

B. This Project shall be governed by applicable regulations, including, without limitation, the State of California's Administrative Regulations for the Division of the State Architect-Structural Safety (DSA/SS), Chapter 4, Part 1, Title 24, CCR, and the most current version on the date the bids are opened and as it pertains to school construction including, without limitation:

- (1) Test and testing laboratory per Section 4-335. District shall pay for the testing laboratory.
- (2) Special inspections per Section 4-333(c).
- (3) Deferred Approvals per section 4-317(g).
- (4) Verified reports per Sections 4-336 & 4-343(c).
- (5) Duties of the Architect & Engineers shall be per Sections 4-333(a) and 4-341.
- (6) Duties of the Contractor shall be per Section 4-343.
- (7) Duties of Project Inspector shall be per Section 4-334.
- (8) Addenda and Construction Change Documents per Section 4-338.

Contractor shall keep and make available all applicable parts of the most current version of Title 24 referred to in the plans and specifications at the Site during construction.

- C. Items of deferred approval shall be clearly marked on the first sheet of the Architect's and/or Engineer's approved Drawings. All items later submitted for approval shall be per Title 24 requirements to the DSA.
- (1) Contractor shall submit the following to Architect for review and endorsement:
    - (a) Product information on proposed material/system supplier.
    - (b) Drawings, specifications, and calculations prepared, signed, and stamped by an architect or engineer licensed in the State of California for that portion of the Work.
    - (c) All other requirements as may be required by DSA.
  - (2) Cost of preparing and submitting documentation per DSA Deferred Approval requirements including required modifications to Drawings and Specifications, whether or not indicated in the Contract Documents, shall be borne by Contractor.
  - (3) Contractor shall not begin fabrication and installation of deferred approval items without first obtaining DSA approval of Drawings and Specifications.
  - (4) Schedule of Work Subject to DSA Deferred Approval: Window wall systems exceeding 10 feet in span.

**PART 2 – PRODUCTS Not Used.**

**PART 3 – EXECUTION Not Used.**

END OF DOCUMENT

**ABBREVIATIONS AND ACRONYMS**

**PART 1 – GENERAL**

**1.01 RELATED DOCUMENTS AND PROVISIONS:**

All Contract Documents should be reviewed for applicable provisions related to the provisions in this document, including without limitation:

- A. General Conditions including without limitation, Definitions;
- B. Special Conditions.

**1.02 DOCUMENT INCLUDES:**

- A. Abbreviations used throughout the Contract Documents.
- B. Reference to a technical society, organization, or body is by abbreviation, as follows:

1.	AA	The Aluminum Association
2.	AASHTO	American Association of State Highway and Transportation Officials
3.	ABPA	Acoustical and Board Products Association
4.	ACI	American Concrete Institute
5.	AGA	American Gas Association
6.	AGC	Associated General Contractors of America
7.	AHC	Architectural Hardware Consultant
8.	AHRI	Air Conditioning, Heating, Refrigeration Institute
9.	AI	Asphalt Institute
10.	AIA	American Institute of Architects
11.	AISC	American Institute of Steel Construction
12.	AISI	American Iron and Steel Institute
13.	AMCA	Air Movement and Control Association
14.	ANSI	American National Standards Institute
15.	APA	APA – The Engineered Wood Association
16.	ASCE	American Society of Civil Engineers
17.	ASHRAE	American Society of Heating, Refrigeration and Air Conditioning Engineers
18.	ASME	American Society of Mechanical Engineers
19.	ASTM	American Society of Testing and Materials International
20.	AWPA	American Wood Protection Association
21.	AWPI	American Wood Preservers Institute
22.	AWS	American Welding Society
23.	AWSC	American Welding Society Code
24.	AWI	Architectural Woodwork Institute
25.	AWWA	American Water Works Association
26.	BIA	The Brick Industry Association

27.	CCR	California Code of Regulations
28.	CLFMI	Chain Link Fence Manufacturers Institute
29.	CRA	California Redwood Association
30.	CRSI	Concrete Reinforcing Steel Institute
31.	CS	Commercial Standards
32.	CSI	Construction Specifications Institute
33.	CTI	Cooling Technology Institute
34.	FGIA	Fenestration and Glazing Industry Alliance
35.	FGMA	Flat Glass Manufacturers' Association
36.	FIA	Factory Insurance Association
37.	FM	Factory Mutual Global
38.	FS/FED SPEC	Federal Specification
39.	FTI	Facing Title Institute
40.	GA	Gypsum Association
41.	IAPMO	International Association of Plumbing and Mechanical Officials
42.	ICC	International Code Council
43.	IEEE	Institute of Electrical and Electronics Engineers
44.	IES	Illuminating Engineering Society
45.	MCAC	Mason Contractors Association of California
46.	MIMA	Mineral Wool Insulation Manufacturers Association
47.	MLMA	Metal Lath Manufacturers Association
48.	MS/MIL SPEC	Military Specifications
49.	NAAMM	National Association of Architectural Metal Manufacturers
50.	NBHA	National Builders Hardware Association
51.	NCMA	National Concrete Masonry Association
52.	NCSEA	National Council of Structural Engineers Associations
53.	NEC	National Electrical Code
54.	NEMA	National Electrical Manufacturers Association
55.	NIST	National Institute of Standards and Technology
56.	NSI	Natural Stone Institute
57.	NTMA	National Terrazzo and Mosaic Association, Inc.
58.	ORS	Office of Regulatory Services (California)
59.	OSHA	Occupational Safety and Health Act
60.	PCI	Precast/Prestressed Concrete Institute
61.	PCA	Portland Cement Association
62.	PCA	Painting Contractors Association
63.	PDI	Plumbing Drainage Institute
64.	PEI	Porcelain Enamel Institute, Inc.
65.	PG&E	Pacific Gas & Electric Company
66.	PS	Product Standards
67.	SDI	Steel Door Institute; Steel Deck Institute
68.	SJI	Steel Joist Institute
69.	SSPC	Society for Protective Coatings
70.	TCNA	Tile Council of North America, Inc.
71.	TPI	Truss Plate Institute
72.	UBC	Uniform Building Code
73.	UL	Underwriters Laboratories Code

74.	UMC	Uniform Mechanical Code
75.	USDA	United States Department of Agriculture
76.	VI	Vermiculite Institute
77.	WCLIB	West Coast Lumber Inspection Bureau
78.	WDMA	Window and Door Manufacturers Association
79.	WEUSER	Western Electric Utilities Service Engineering Requirements
80.	WIC	Woodwork Institute of California

**PART 2 - PRODUCTS Not Used.**

**PART 3 - EXECUTION Not Used.**

END OF DOCUMENT

**DEFINITIONS**

**PART 1 - GENERAL**

**1.01 RELATED DOCUMENTS AND PROVISIONS**

All Contract Documents should be reviewed for applicable provisions related to the provisions in this document, including without limitation:

- A. General Conditions including without limitation, Definitions;
- B. Special Conditions.

**1.02 QUALITY ASSURANCE**

- A. For products or workmanship specified by association, trade, or Federal Standards, Contractor shall comply with requirements of the standard, except when more rigid requirements are specified in the Contract Documents, or are required by applicable codes.
- B. Contractor shall conform to current reference standard publication date in effect on the date of bid opening.
- C. Contractor shall obtain copies of standards unless specifically required not to by the Contract Documents.
- D. Contractor shall maintain a copy of all standards at jobsite during submittals, planning, and progress of the specific Work, until final completion, unless specifically required not to by the Contract Documents.
- E. Should specified reference standards conflict with Contract Documents, Contractor shall request clarification from the District and/or the Architect before proceeding.
- F. The contractual relationship of the parties to the Contract shall not be altered from the contractual relationship as indicated in the Contract Documents by mention or inference otherwise in any referenced document.
- G. Governing Codes shall be as shown in the Contract Documents including, without limitation, the Specifications.

END OF DOCUMENT



**REFERENCES****PART 1 - GENERAL****1.01 SCHEDULE OF REFERENCES:**

**The following information is intended only for the general assistance of the Contractor, and the District does not represent that all of the information is current. It is the Contractor's responsibility to verify the correct information for each of the entities listed.**

AA	The Aluminum Association 1400 Crystal Drive, Suite 430 Arlington, VA 22202 <a href="http://www.aluminum.org">www.aluminum.org</a>	703/358-2960
AABC	Associated Air Balance Council 2401 Pennsylvania Avenue NW, Suite 330 Washington, DC 20037 <a href="http://www.aabc.com">www.aabc.com</a>	202/737-0202
AASHTO	American Association of State Highway and Transportation Officials 555 12th St. NW - Suite 1000 Washington, DC 20004 <a href="http://www.transportation.org">www.transportation.org</a>	202/624-5800
AATCC	American Association of Textile Chemists and Colorists P.O. Box 12215 Research Triangle Park, NC 27709-2215 <a href="http://www.aatcc.org">www.aatcc.org</a>	919/549-8141
ACA	American Coatings Association 901 New York Ave., NW, Suite 300 West Washington, DC 20001 <a href="http://www.paint.org">www.paint.org</a>	202/462-6272
ACI	American Concrete Institute 38800 Country Club Dr. Farmington Hills, MI 48331-3439 <a href="http://www.concrete.org">www.concrete.org</a>	248/848-3800
ACPA	American Concrete Pipe Association 5605 N. MacArthur Blvd., Suite 340 Irving, TX 75038 <a href="http://www.concrete-pipe.org">www.concrete-pipe.org</a>	972/506-7216

ADC	Air Duct Council 1901 N. Roselle Road, Suite 800 Schaumburg, IL 60195 <a href="http://www.flexibleduct.org">www.flexibleduct.org</a>	847/706-6750
AF&PA	American Forest and Paper Association 1101 K Street, NW, Suite 700 Washington, DC 20005 <a href="http://www.afandpa.org">www.afandpa.org</a>	202/463-2700
AGA	American Gas Association 400 North Capitol Street, NW, Suite 450 Washington, DC 20001 <a href="http://www.aga.org">www.aga.org</a>	202/824-7000
AGC	Associate General Contractors of America 2300 Wilson Blvd., Suite 300 Arlington, VA 22201 <a href="http://www.agc.org">www.agc.org</a>	703/548-3118
AHA	American Hardboard Association 1210 West Northwest Highway Palatine, IL 60067 <a href="http://domensino.com/AHA/default.htm">http://domensino.com/AHA/default.htm</a>	847/934-8800
AI	Asphalt Institute 2696 Research Park Drive Lexington, KY 40511-8480 <a href="http://www.asphaltinstitute.org">www.asphaltinstitute.org</a>	859/288-4960
AIA	The American Institute of Architects 1735 New York Ave., NW Washington, DC 20006-5292 <a href="http://www.aia.org">www.aia.org</a>	202/626-7300
AISC	American Institute of Steel Construction 130 East Randolph Street, Suite 2000 Chicago, IL 60601 <a href="http://www.aisc.org">www.aisc.org</a>	312.670.2400
AISI	American Iron and Steel Institute 25 Massachusetts Ave., NW, Suite 800 Washington, DC 20001 <a href="http://www.steel.org">www.steel.org</a>	202/452-7100
AITC	American Institute of Timber Construction 1010 South 336th Street, #210 Federal Way, WA 98003-7394 <a href="https://www.plib.org/aitc/">https://www.plib.org/aitc/</a>	253/835-3344

ALI	Associated Laboratories, Inc. P.O. Box 152837 Dallas, TX 75315 www.assoc-labs.com	214/565-0593
ALSC	American Lumber Standards Committee, Inc. 7470 New Technology Way, Suite F Frederick, MD 21703 www.alsc.org	301/972-1700
AMCA	Air Movement and Control Association International, Inc. 30 W. University Drive Arlington Heights, IL 60004 www.amca.org	847/394-0150
AMPP (formerly SSPC)	Association for Materials Protection and Performance (merger of Society for Protective Coatings and National Association of Corrosion Engineers International) (formerly Steel Structures Painting Council) 800 Trumbull Drive Pittsburgh, PA 15205 www.sspc.org	412/281-2331 877/281-7772
ANLA	AmericanHort (merger of American Nursery & Landscape Association and OFA – The Association of Horticultural Professionals) 2130 Stella Court Columbus, OH 43215 www.americanhort.org	614/487-1117
ANSI	American National Standards Institute 1899 L Street, NW, 11th Floor Washington, DC 20036 www.ansi.org	202/293-8020
APA	APA-The Engineered Wood Association 7011 S. 19th Street Tacoma, WA 98466-5333 www.apawood.org	253/565-6600

APA	Architectural Precast Association 325 John Knox Rd, Suite L-103 Tallahassee, FL 32303 www.archprecast.org	850/205-5637
APCIA	American Property Casualty Insurance Association (merger of American Insurance Association (formerly the National Board of Fire Underwriters) with the Property Casualty Insurers Association of America) 555 12th St, NW, Suite 550 Washington DC 20004 www.apci.org	202/828-7100
AHRI	Air Conditioning and Refrigeration Institute (now Air- Conditioning, Heating, & Refrigeration Institute) 2311 Wilson Blvd, Suite 400 Arlington, VA 22201 www.ahrinet.org	703/524-8800
ARMA	Asphalt Roofing Manufacturers Association 2331 Rock Spring Road Forest Hill, MD 21050 www.asphaltroofing.org	443/640-1075
ASA	The Acoustical Society of America Suite 300 1305 Walt Whitman Road Melville, NY 11747-4300 <a href="https://acousticalsociety.org/">https://acousticalsociety.org/</a>	516/576-2360
ASCE	American Society of Civil Engineers 1801 Alexander Bell Drive Reston, VA 20191 www.asce.org	800/548-2723 703/295-6300
ASHRAE	American Society of Heating, Refrigerating and Air Conditioning Engineers 180 Technology Parkway Peachtree Corners, GA 30092 www.ashrae.org	800/527-4723 404/636-8400
ASLA	American Society of Landscape Architects 636 Eye Street, NW Washington, DC 20001-3736 www.asla.org	202/898-2444
ASME	American Society of Mechanical Engineers Two Park Avenue New York, NY 10016-5990 www.asme.org	800/834-2763

ASPE	American Society of Plumbing Engineers 6400 Shafer Court, Suite 350 Rosemont, IL 60018 <a href="http://aspe.org">http://aspe.org</a>	847/296-0002
ASQ	American Society for Quality P.O. Box 3005 Milwaukee, WI 53201-3005 or 600 North Plankinton Avenue Milwaukee, WI 53203 <a href="http://asq.org">http://asq.org</a>	800/248-1946 414/272-8575
ASSE	American Society of Sanitary Engineering 18927 Hickory Creek Dr., Suite 220 Mokena, IL 60448 <a href="http://www.asse-plumbing.org">www.asse-plumbing.org</a>	708/995-3019
ASTM	ASTM International 100 Barr Harbor Drive PO Box C700 West Conshohocken, PA, 19428-2959 <a href="http://www.astm.org">www.astm.org</a>	610/832-9500
AWCI	Association of the Wall and Ceiling Industry 513 West Broad Street, Suite 210 Falls Church, VA 22046 <a href="http://www.awci.org">www.awci.org</a>	703/538-1600
AWPA	American Wood Protection Association (formerly American Wood Preservers Institute) P.O. Box 361784 Birmingham, AL 35236-1784 <a href="http://www.awpa.com">www.awpa.com</a>	205/733-4077
AWS	American Welding Society 8669 NW 36 Street, Suite 130 Miami, FL 33166 <a href="http://www.aws.org">www.aws.org</a>	800/443-9353 305/443-9353
AWI	Architectural Woodwork Institute 46179 Westlake Drive, Suite 120 Potomac Falls, VA 20165-5874 <a href="http://www.awinet.org">www.awinet.org</a>	571/323-3636
AWWA	American Water Works Association 6666 West Quincy Avenue Denver, CO 80235 <a href="http://www.awwa.org">www.awwa.org</a>	800/926-7337 303/794-7711

BHMA	Builders Hardware Manufacturers Association 355 Lexington Avenue, 15th Floor New York, NY 10017 <a href="http://www.buildershardware.com">www.buildershardware.com</a>	212/297-2122
BIA	The Brick Industry Association 12007 Sunrise Valley Drive, Suite 430 Reston, VA 20191 <a href="http://www.gobrick.com">www.gobrick.com</a>	703/620-0010
CGA	Compressed Gas Association 8484 Westpark Drive, Suite 220 McLean, VA 22102 <a href="http://www.cganet.com">www.cganet.com</a>	703/788-2700
CISCA	Ceilings & Interior Systems Construction Association 1010 Jorie Blvd, Suite 30 Oak Brook, IL 60523 <a href="http://www.cisca.org">www.cisca.org</a>	630/584-1919
CISPI	Cast Iron Soil Pipe Institute 2401 Fieldcrest Dr. Mundelein, IL 60060 <a href="http://www.cispi.org">www.cispi.org</a>	224/864-2910
CLFMI	Chain Link Fence Manufacturers Institute 10015 Old Columbia Road, Suite B-215 Columbia, MD 21046 <a href="http://chainlinkinfo.org">chainlinkinfo.org</a>	301/596-2583
CPA	Composite Panel Association 19465 Deerfield Avenue, Suite 306 Leesburg, VA 20176 <a href="http://www.compositepanel.org">www.compositepanel.org</a>	703/724-1128
CPSC	Consumer Product Safety Commission 4330 East-West Highway Bethesda, MD 20814 <a href="http://www.cpsc.gov">www.cpsc.gov</a>	800/638-2772
CRA	California Redwood Association 818 Grayson Road, Suite 201 Pleasant Hill, CA 94523 <a href="http://www.calredwood.org">www.calredwood.org</a>	925/935-1499

CRI	Carpet and Rug Institute 100 S. Hamilton Street Dalton, GA 30722-2048 www.carpet-rug.org	706/278-3176
CRSI	Concrete Reinforcing Steel Institute 933 N. Plum Grove Road Schaumburg, IL 60173-4758 www.crsi.org	847/517-1200
CSI	The Construction Specifications Institute 123 North Pitt St, Suite 450 Alexandria, VA 22314 www.csinet.org	800/689-2900
CTIOA	Ceramic Tile Institute of America 12061 Jefferson Blvd. Culver City, CA 90230-6219 www.ctioa.org	310/574-7800
DHA	Decorative Hardwoods Association (formerly Hardwood Plywood & Veneer Association) 42777 Trade West Dr. Sterling, VA 20166 <a href="https://www.decorativehardwoods.org/">https://www.decorativehardwoods.org/</a>	703/435-2900
DHI	Door and Hardware Institute (formerly National Builders Hardware Association) 2001 K Street NW, 3rd Floor North Washington, DC 20006 www.dhi.org	202/367-1134
DIPRA	Ductile Iron Pipe Research Association P.O. Box 190306 Birmingham, AL 35219 www.dipra.org	205/402-8700
DOC	U.S. Department of Commerce 1401 Constitution Ave., NW Washington, DC 20230 www.commerce.gov	202/482-2000
DOT	U.S. Department of Transportation 1200 New Jersey Avenue, SE Washington, DC 20590 www.dot.gov	855/368-4200
EJMA	Expansion Joint Manufacturers Association, Inc. 25 North Broadway Tarrytown, NY 10591 www.ejma.org	914/332-0040

EPA	Environmental Protection Agency Ariel Rios Building 1200 Pennsylvania Avenue, N.W. Washington, DC 20460 <a href="http://www.epa.gov">www.epa.gov</a>	202/272-0167
FCICA	Floor Covering Installation Contractors Association 800 Roosevelt Rd., Bldg. C, Suite 312 Glen Ellyn, IL 60137 <a href="http://www.fcica.com">www.fcica.com</a>	630/672-3702
FGIA	Fenestration and Glazing Industry Alliance 1900 E Golf Rd, Suite 1250 Schaumburg, IL 60173 <a href="https://fgiaonline.org/">https://fgiaonline.org/</a>	847/303-5664
FM Global	Factory Mutual Insurance Company Amy Daley Global Practice Leader – Education, Public Entities, Health Care FM Global 270 Central Avenue Johnston, RI 02919-4949 <a href="http://www.fmglobal.com">www.fmglobal.com</a>	401/275-3000 401/275-3029
FS	General Services Administration (GSA) Index of Federal Specifications, Standards and Commercial Item Descriptions 470 East L'Enfant Plaza, SW, Suite 8100 Washington, DC 20407 <a href="http://www.gsa.gov">www.gsa.gov</a>	202/619-8925
GA	The Gypsum Association 962 Wayne Ave., Suite 620 Silver Spring, MD 20910 <a href="http://www.gypsum.org">www.gypsum.org</a>	301/277-8686
HMA	Hardwood Manufacturers Association One Williamsburg Place, Suite 108 Warrendale, PA 15086 <a href="http://hmamembers.org">http://hmamembers.org</a>	412/244-0440



IAPMO	International Association of Plumbing and Mechanical Officials (formerly the Western Plumbing Officials Association) 4755 E. Philadelphia St. Ontario, CA 91761 <a href="http://www.iapmo.org">www.iapmo.org</a>	909/472-4100
ICC	International Code Council 500 New Jersey Avenue, NW, 6th Floor Washington, DC 20001 <a href="http://www.iccsafe.org">www.iccsafe.org</a>	888/422-7233
IEEE	Institute of Electrical and Electronics Engineers 3 Park Avenue, 17th Floor New York, NY 10016-5997 <a href="http://www.ieee.org">www.ieee.org</a>	212/419-7900
IES	Illuminating Engineering Society 120 Wall Street, Floor 17 New York, NY 10005-4001 <a href="http://www.ies.org">www.ies.org</a>	212/248-5000
ITRK	Intertek Testing Services 3933 US Route 11 Cortland, NY 13045 <a href="http://www.intertek.com">www.intertek.com</a>	607/753-6711
MCAA	Mechanical Contractors Association of America 1385 Piccard Drive Rockville, MD 20850 <a href="http://www.mcaa.org">www.mcaa.org</a>	301/869-5800
MMPA (formerly WMMPA)	Moulding & Millwork Producers Association (formerly Wood Moulding & Millwork Producers Association) 507 First Street Woodland, CA 95695 <a href="http://www.wmmpa.com">www.wmmpa.com</a>	530/661-9591 800/550-7889
MSS	Manufacturers Standardization Society (MSS) of the Valve and Fittings Industry, Inc. 127 Park Street, NE Vienna, VA 22180-4602 <a href="http://mss-hq.org">http://mss-hq.org</a>	703/281-6613
NAAMM	National Association of Architectural Metal Manufacturers 800 Roosevelt Rd. Bldg. C, Suite 312 Glen Ellyn, IL 60137 <a href="http://www.naamm.org">www.naamm.org</a>	630/942-6591

NAIMA	North American Insulation Manufacturers Association P.O. Box 1906 Alexandria, VA 22313 <a href="https://insulationinstitute.org/">https://insulationinstitute.org/</a>	703/684-0084
NALP	National Association of Landscape Professionals (formerly Professional Landcare Network) 12500 Fair Lakes Circle, Suite 200 Fairfax, VA 22033 <a href="https://www.landscapeprofessionals.org/">https://www.landscapeprofessionals.org/</a>	703/736-9666
NAPA	National Asphalt Pavement Association 6406 Ivy Lane, Suite 350 Greenbelt, MD 20770-1441 <a href="http://www.asphaltpavement.org">www.asphaltpavement.org</a>	888/468-6499 301/731-4748
NCSPA	National Corrugated Steel Pipe Association 14070 Proton Road, Suite 100 Dallas, TX 75244 <a href="http://www.ncspa.org">www.ncspa.org</a>	972/850-1907
NCMA	National Concrete Masonry Association 13750 Sunrise Valley Drive Herndon, VA 20171-4662 <a href="http://www.ncma.org">www.ncma.org</a>	703/713-1900
NEBB	National Environmental Balancing Bureau 8575 Grovemont Circle Gaithersburg, MD 20877 <a href="http://www.nebb.org">www.nebb.org</a>	301/977-3698
NECA	National Electrical Contractors Association 1201 Pennsylvania Ave. NW Washington, D.C., 20004 <a href="http://www.necanet.org">www.necanet.org</a>	202/991-6300
NEMA	National Electrical Manufacturers Association 1300 North 17th Street N, Suite 900 Rosslyn, VA 22209 <a href="http://www.nema.org">www.nema.org</a>	703/841-3200
NEII	National Elevator Industry, Inc. 5537 SW Urish Road Topeka, KS 66610 <a href="https://nationalelevatorindustry.org/">https://nationalelevatorindustry.org/</a>	703/589-9985
NFPA	National Fire Protection Association 1 Batterymarch Park Quincy, MA 02169-7471 <a href="http://www.nfpa.org">www.nfpa.org</a>	800/344-3555 855/274-8525

NGA (formerly GANA)	National Glass Association (merged with Glass Association of North America) 1945 Old Gallows Road Suite 750 Vienna, VA 22182 www.glass.org	866/342-5642 Ext 127
NHLA	National Hardwood Lumber Association PO Box 34518 Memphis, TN 38184 www.nhla.com	901/377-1818
NIA	National Insulation Association 516 Herndon Pkwy., Ste. D Herndon, VA 20170 www.insulation.org	703/464-6422
NRCA	National Roofing Contractors Association 10255 W. Higgins Road, Suite 600 Rosemont, IL 60018-5607 www.nrca.net	847/299-9070
NSF	NSF International 789 N. Dixboro Road Ann Arbor, MI 48113-0140 www.nsf.org	800/673-6275 734/769-8010
NSI	Natural Stone Institute (formerly Marble Institute of America) 380 E. Lorain St. Oberlin, OH 44074 <a href="https://www.naturalstoneinstitute.org/">https://www.naturalstoneinstitute.org/</a>	440/250-9222
NTMA	National Terrazzo and Mosaic Association 209 N. Crockett Street, Suite 2 PO Box 2605 Fredericksburg, TX 78624 www.ntma.com	800/323-9736
OSHA	Occupational Safety and Health Act U.S. Department of Labor Occupational Safety & Health Administration 200 Constitution Ave., NW Washington, DC 20210 www.osha.gov	800/321-OSHA (6742)

PCA	Portland Cement Association 5420 Old Orchard Road Skokie, IL 60077 or 200 Massachusetts Ave NW, Suite 200 Washington, DC 20001 www.cement.org	847/966-6200 202/408-9494
PCA	Painting Contractors Association (formerly Painting and Decorating Contractors of America) 2316 Millpark Drive Maryland Heights, MO 63043 <a href="https://www.pcapainted.org/">https://www.pcapainted.org/</a>	800/322-7322
PCI	Precast/Prestressed Concrete Institute 8770 W. Bryn Mawr Ave., Suite 1150 Chicago, IL 60631 www.pci.org	312/786-0300
PDI	Plumbing & Drainage Institute 800 Turnpike Street, Suite 300 North Andover, MA 01845 <a href="http://pdionline.org">http://pdionline.org</a>	978/557-0720 800/589-8956
PEI	Porcelain Enamel Institute, Inc. P.O. Box 920220 Norcross, GA 30010 www.porcelainenamel.com	770/676-9366
PG&E	Pacific Gas & Electric Company P.O. Box 997300 Sacramento, CA 95899-7300 www.pge.com	800/743-5000
PLIB	Pacific Lumber Inspection Bureau (formerly West Coast Lumber Inspection Bureau) 1010 South 336th Street, Suite 210 Federal Way, WA 98003-7394 <a href="https://www.plib.org/">https://www.plib.org/</a>	253/835-3344
RFCI	Resilient Floor Covering Institute 115 Broad Street, Suite 201 La Grange, GA 30240 www.rfci.com	706/882-3833
SDI	Steel Deck Institute P.O. Box 426 Glenshaw, PA 15116 www.sdi.org	412/487-3325

SDI	Steel Door Institute 30200 Detroit Road Westlake, OH 44145 <a href="http://www.steeldoor.org">www.steeldoor.org</a>	440/899-0010
SJI	Steel Joist Institute 140 West Evans Street, Suite 203 Florence, SC 29501 <a href="http://steeljoist.org">http://steeljoist.org</a>	843/407-4091
SMA	Stucco Manufacturers Association 5753 E Santa Ana Cyn Rd, #G-156 Anaheim, CA 92807 <a href="http://www.stuccomfgassoc.com">www.stuccomfgassoc.com</a>	714/473-9579
SMACNA	Sheet Metal and Air Conditioning Contractors' National Association 4201 Lafayette Center Drive Chantilly, VA 20151-1219 <a href="http://www.smacna.org">www.smacna.org</a>	703/803-2980
SPI	SPI: The Plastics Industry Trade Association, Inc. 1425 K St. NW, Suite 500 Washington, DC 20005 <a href="http://www.plasticsindustry.org">www.plasticsindustry.org</a>	202/974-5200
TCA	The Tile Council of North America 100 Clemson Research Blvd. Anderson, SC 29625 <a href="http://www.tcnatile.com">www.tcnatile.com</a>	864/646-8453
TPI	Truss Plate Institute 2670 Crain Highway, Suite 203 Waldorf, MD 20601 <a href="http://www.tpinst.org">www.tpinst.org</a>	240/587-5582
TPI	Turfgrass Producers International 444 E. Roosevelt Road #346 Lombard, IL 60148 <a href="http://www.turfgrasssod.org">www.turfgrasssod.org</a>	800/405-8873 847/649-5555
TCIA	Tree Care Industry Association (formerly the National Arborist Association) 670 N Commercial Street, Suite 201 Manchester, NH 03101 <a href="http://www.tcia.org">www.tcia.org</a>	603/314-5380 800/733-2622

TVI	The Vermiculite Institute c/o The Schundler Company 10 Central Street Nahant, MA 01908 <a href="http://www.vermiculiteinstitute.org">www.vermiculiteinstitute.org</a>	732/287-2244
UL	Underwriters Laboratories Inc. 333 Pfingsten Road Northbrook, IL 60062-2096 <a href="http://www.ul.com">www.ul.com</a>	847/272-8800 877/854-3577
UNI	Uni-Bell PVC Pipe Association 201 E. John Carpenter Freeway, Suite 750 Irving, TX 75062 <a href="http://www.uni-bell.org">www.uni-bell.org</a>	972/243-3902
USDA	U.S. Department of Agriculture 1400 Independence Ave., S.W. Washington, DC 20250 <a href="http://www.usda.gov">www.usda.gov</a>	202/720-2791
WA	Wallcoverings Association 35 E Wacker Dr., Suite 850 Chicago, IL 60601 <a href="http://www.wallcoverings.org">www.wallcoverings.org</a>	312/224-2574
WCMA	Window Covering Manufacturers Association 355 Lexington Avenue 15th Floor New York, NY 10017 <a href="http://www.wcmanet.org">www.wcmanet.org</a>	212/297-2122
WDMA	Window & Door Manufacturers Association 2001 K Street NW, 3rd Floor North Washington, D.C. 20006 <a href="http://www.wdma.com">www.wdma.com</a>	202/367-1157
WI	Woodwork Institute 1455 Response Road, Suite 110 Sacramento, CA 95815 <a href="http://www.wicnet.org">www.wicnet.org</a>	916/372-9943
WRI	Wire Reinforcement Institute 942 Main Street, Suite 300 Hartford, CT 06103 <a href="http://www.wirereinforcementinstitute.org">www.wirereinforcementinstitute.org</a>	860/240-9545
WWCA	Western Wall & Ceiling Contractors Association 1910 N. Lime St. Orange, CA 92865 <a href="http://www.wwcca.org">www.wwcca.org</a>	714/221-5520

WWPA	Western Wood Products Association (formerly Redwood Inspection Service) 1500 SW First Ave., Suite 870 Portland, OR 97201 <a href="http://www.wwpa.org">www.wwpa.org</a>	503/224-3930
------	--	--------------

**PART 2 - PRODUCTS Not Used.**

**PART 3 - EXECUTION Not Used.**

END OF DOCUMENT

**MATERIALS AND EQUIPMENT**

**PART 1 - GENERAL**

**1.01 RELATED DOCUMENTS AND PROVISIONS**

All Contract Documents should be reviewed for applicable provisions related to the provisions in this document, including without limitation:

- A. General Conditions, including, without limitation, Purchase of Materials and Equipment;
- B. Special Conditions;
- C. Imported Materials Certification.

**1.02 MATERIAL AND EQUIPMENT**

- A. Only items approved by the District and/or Design Professional shall be used.
- B. Contractor shall submit lists of products and other product information in accordance with the Contract Documents, including, without limitation, the provisions regarding the submittals.

**1.03 MATERIAL AND EQUIPMENT COLORS**

- A. The District and/or Architect will provide a schedule of colors.
- B. No individual color selections will be made until after approval of all pertinent materials and equipment and after receipt of appropriate samples in accordance with the Contract Documents, including, without limitation, the provisions regarding the submittals.
- C. Contractor shall request priority in writing for any item requiring advance ordering to maintain the approved Construction Schedule.

**1.04 DELIVERY, STORAGE, AND HANDLING**

- A. Contractor shall deliver manufactured materials in original packages, containers, or bundles (with seals unbroken), bearing name or identification mark of manufacturer.
- B. Contractor shall deliver fabrications in as large assemblies as practicable; where specified as shop-primed or shop-finished, package or crate as required to preserve such priming or finish intact and free from abrasion.
- C. Contractor shall store materials in such a manner as necessary to properly protect them from damage. Materials or equipment damaged by handling, weather, dirt, or from any other cause will not be accepted.



- D. Materials are not acceptable that have been warehoused for long periods of time, stored or transported in improper environment, improperly packaged, inadequately labeled, poorly protected, excessively shipped, deviated from normal distribution pattern, or reassembled.
- E. Contractor shall store material so as to cause no obstructions of sidewalks, roadways, access to the Site or buildings, and underground services. Contractor shall protect material and equipment furnished under Contract.
- F. Contractor may store materials on Site with prior written approval by the District, all material shall remain under Contractor's control and Contractor shall remain liable for any damage to the materials. Should the Project Site not have storage area available, the Contractor shall provide for off-site storage at a bonded warehouse and with appropriate insurance coverage at no cost to District.
- G. When any room in Project is used as a shop or storeroom, the Contractor shall be responsible for any repairs, patching, or cleaning necessary due to that use. Location of storage space shall be subject to prior written approval by District.

## **PART 2 - PRODUCTS**

### **2.01 MANUFACTURERS**

- A. Manufacturers listed in various sections of Contract Documents are names of those manufacturers that are believed to be capable of supplying one or more of items specified therein.
- B. The listing of a manufacturer does not imply that every product of that manufacturer is acceptable as meeting the requirements of the Contract Documents.

### **2.02 FACILITIES AND EQUIPMENT**

Contractor shall provide, install, maintain, and operate a complete and adequate facility for handling, the execution, disposal, and distribution of material and equipment as required for proper and timely performance of Work connected with Contract.

### **2.03 MATERIAL REFERENCE STANDARDS**

Where material is specified solely by reference to "standard specifications" and if requested by District, Contractor shall submit for review data on actual material proposed to be incorporated into Work of Contract listing name and address of vendor, manufacturer, or producer, and trade or brand names of those materials, and data substantiating compliance with standard specifications.

## **PART 3 - EXECUTION**

### **3.01 WORKMANSHIP**

- A. Where not more specifically described in any other Contract Documents, workmanship shall conform to methods and operations of best standards and accepted practices of trade or trades involved and shall include items of fabrication, construction, or installation regularly furnished or required for completion (including finish and for successful operation, as intended).
- B. Work shall be executed by tradespersons skilled in their respective lines of Work. When completed, parts shall have been durably and substantially built and present a neat appearance.

### **3.02 COORDINATION**

- A. Contractor shall coordinate installation of Work so as to not interfere with installation of others. Adjustment or rework because of Contractor's failure to coordinate will be at no additional cost to District.
- B. Contractor shall examine in-place work for readiness, completeness, fitness to be concealed or to receive other work, and in compliance with Contract Documents. Concealing or covering Work constitutes acceptance of additional cost which will result should in-place Work be found unsuitable for receiving other Work or otherwise deviating from the requirements of the Contract Documents.

### **3.03 COMPLETENESS**

Contractor shall provide all portions of the Work, unless clearly stated otherwise, installed complete and operational with all elements, accessories, anchorages, utility connections, etc., in manner to assure well-balanced performance, in accordance with manufacturer's recommendations and by Contract Documents. For example, electric water coolers require water, electricity, and drain services; roof drains require drain system; sinks fit within countertop, etc. Terms such as "installed complete," "operable condition," "for use intended," "connected to all utilities," "terminate with proper cap," "adequately anchored," "patch and refinish," "to match similar," should be assumed to apply in all cases, except where completeness of functional or operable condition is specifically stated as not required.

### **3.04 APPROVED INSTALLER OR APPLICATOR**

Installation by a manufacturer's approved installer or applicator is an understood part of Specifications and only approved installer or applicator is to provide on-site Work where specified manufacturer has on-going program of approving (i.e. certifying, bonding, re-warranting) installers or applicators. Newly established relationships between a manufacturer and an installer or applicator who does not have other approved applicator work in progress or completed is not approved for this Project.

### **3.05 MANUFACTURER'S RECOMMENDATIONS**

All installations shall be in accordance with manufacturer's published recommendations and specific written directions of manufacturer's representative. Should Contract Documents differ from recommendations of manufacturer or directions of his representative, Contractor shall analyze differences, make recommendations to the District and the Architect in writing, and shall not proceed until interpretation or clarification has been issued by the District and/or the Architect.

END OF DOCUMENT

**QUALITY CONTROL**

DIVISIONS 00 AND 01 ARE A PART OF THIS SECTION

**PART 1 GENERAL**

## 1.01 SCOPE OF WORK

The work of this Section shall include the furnishing of all labor, materials and equipment required to complete all the tests and inspections of materials indicated on the drawings and as specified herein.

## 1.02 WORK INCLUDED

- a. Earthwork: Inspection of subgrade improvement operations, compacted fill and field density tests.
- b. Concrete Work: Testing and certification of concrete ingredients, compression cylinders, reinforcing steel and placement inspections.
- c. Foam Roofing: Testing of foam density, inspection of foam and top-coat thickness.

## 1.03 OWNER'S INSPECTOR

- a. A DSA Certified project inspector employed by the Owner in accordance with the requirements of State of California Code of Regulations, Title 24 will be assigned to the work. Their duties are specifically defined in Part 1, Title 24, C.C.R., Sec. 4-342.
- b. The work of construction in all stages of progress shall be subject to the personal continuous observation of the inspector. He shall have free access to any or all parts of the work at any time. The General Contractor shall furnish the inspector reasonable facilities for obtaining such information as may be necessary to keep him fully informed respecting the progress and manner of the work and the character of the materials. Inspection of the work shall not relieve the General Contractor from any obligation to fulfill this Contract.
- c. Defective, or to require their correction. Rejected workmanship shall be satisfactorily corrected and rejected materials shall be removed from the premises without charge to the Owner. If the General Contractor does not correct such rejected work within a reasonable time, fixed by written notice, the Owner may correct same and charge the expense to the General Contractor. Should it be considered necessary or advisable by the Owner at any time before final acceptance of the entire work to make an examination of the work already completed by removing or tearing out the same, the General Contractor shall on request promptly furnish all necessary facilities, labor and materials. If such work is found to be defective in any respect due to the fault of the General Contractor or his subcontractor, he shall defray all expenses of such examinations and of satisfactory reconstruction. If, however, such work is found to meet the requirements of the Contract, the additional cost of labor and material necessarily involved in the examination and replacement shall be allowed the General Contractor.

## 1.04 COOPERATION

- a. **Laboratory:** Shall cooperate with all trades whose work affects or is affected by the tests and inspections.
- b. **Cooperation:** The General Contractor to cooperate with and provide testing laboratory opportunity and assistance in taking samples, making field tests and making inspections.

**1.05 SPECIAL PROVISIONS**

- a. **Governing Agency:** Shall be as specified in Section 01 41 00.
- b. **Laboratory:** To be approved by Owner, Architect, Structural Engineer and Governing Agency. Laboratory shall be in the employ of the Owner. (Laboratory of Record may not be selected or known at time of bid or award of contract).
- c. **Duties of Testing Laboratory:** Inspect stock, mark identified stock, select and mark test specimens, perform required tests, inspections as specified, furnish required reports and certificates.
- d. **Reports:** To be executed immediately upon conclusion of each procedure and forwarded to:

Architect	Structural Engineer	Contractor
Owner	Subcontractor	Job Inspector
Governing Agency		

- (1) One copy of all tests reports shall be forwarded to The Division of the State Architect by the testing agency. Such reports shall include all tests made, regardless of whether such tests indicate that the material is satisfactory or unsatisfactory. Samples taken but not tested shall also be reported. Records of special sampling operations as required shall also be reported. The reports shall show that the material or materials were sampled and tested in accordance with the requirements of Title 24 and with the approved specifications. Test reports shall show the specified design strength. They shall also state definitely whether or not the material or materials tested comply with requirements.
- (2) **Verification of Test Reports:** Each testing agency shall submit to the Division of the State Architect a verified report in duplicate covering all of the tests which are required to be made by that agency during the progress of the project. Such report shall be furnished each time that work on the project is suspended, covering the tests up to that time, and at the completion of the project, covering all tests.
- e. **Payment:** The Owner shall pay for all tests. When in the opinion of the Architect or the Division of the State Architect, additional tests are required, then such tests and inspection shall be paid for by the Owner but the amount paid shall be deducted from the Contract Price. Examples of such additional tests are: Tests of material substituted for previously accepted materials, unidentified materials, retests made necessary by the failure of materials to comply with the requirements of the specifications and load tests necessary because certain portions of the structure have not fully met specification or plan requirements.
- f. **Selection of Samples:** All samples and specimens for testing shall be selected by the inspector or by the testing laboratory, but not by the Contractor. The Contractor shall, at his own expense, furnish, package, mark and deliver all samples to be tested, when

so directed by the inspector, testing laboratory, or as required by the specifications. Delivery of samples to the testing laboratory shall be made in ample time to allow tests to be made without delaying construction. No extra time will be allowed for the completion of the work by reason of delay in testing samples. The General Contractor shall allow free access at all times to the representatives of the testing laboratory to the sources from which samples are taken.

- g. Preparation of Specimens: Taken by and at expense of fabricator under direction of testing laboratory and machined or prepared to conform to appropriate ASTM specification. Cost of machining specimens is considered part of the testing.
- h. Architect and Structural Engineer reserve the right to demand for test and special examination any materials or part thereof to insure compliance with specifications, and may reject for satisfactory replacement, any material or part judged defective as a result thereof. Applies also to materials or sources of same substituted for those previously approved. Such tests or examinations, even though not specified shall be performed as and when required. Costs paid for by Owner, but the amount paid shall be deducted from the Contract.

#### 1.06 RELATED & APPLICABLE CODES

### **TITLE 24, PART 2 (2019 CBC) VOLUME 2 TESTS AND INSPECTION REQUIREMENTS**

#### **FOUNDATIONS AND RETAINING WALLS CHAPTER 18A**

##### **INSPECTION:**

- 1. Piles 1705 A.7
- 2. Pier Foundations 1705 A.8

#### **CONCRETE CHAPTER 19A**

##### **MATERIALS:**

- 1. Portland Cement 1705 A.3.2; 1910 A.1
- 2. Concrete Aggregates 1705 A.3.2; 1903 A.5
- 3. Shotcrete Aggregates 1908 A.3
- 4. Reinforcing Bars 1705 A.3.2; 1910 A.2
- 5. Prestressing Steel and Anchorage 1705 A.3.2; 1910 A.3

##### **QUALITY:**

- 1. Proportions of Concrete 1910 A.1; Table 1705 A.3, Item 5
- 2. Strength Tests of Concrete 1905 A.1.15; Table 1705 A.3, Item 5, ACI 318 Sec. 26.4, 26.12
- 3. Splitting Tensile Tests
- 4. Shotcrete Proportions 1908 A.2
- 5. Shotcrete Cores 1908 A.5
- 6. Composite Construction Cores 1910 A.4

##### **INSPECTION:**

- 1. Batch Plant 1705 A.3.3
- 2. Waiver of Batch Plant 1705 A.3.3.1
- 3. Preplacement and Placing 1705A.3.5; 1705A.3.6
- 4. Prestressed Concrete 1705 A.3.4

5. Shotcrete	1705 A.19; 1908 A
6. Reinforcing Bar Welding	1903 A.8; Table 1705 A.2.1
7. Post-Installed Anchors in Concrete	1910 A.5; Table 1705 A.3, Items 4a&4b
8. Reinforcing Bar Welding	1903A.8; 1705A.3.1; Table 1705 A.3 Item 2; Table 1705 A.2.1, Item 5b

**ALUMINUM**  
**CHAPTER 20A**

**MATERIALS:**

1. Alloys	2002.1
2. Identification	2002.1

**INSPECTION:**

1. Welding	2003.1
------------	--------

**MASONRY**  
**Chapter 21A**

**MATERIALS:**

1. Masonry Units	2103 A.1
2. Portland Cement, Lime	2103 A
3. Mortar & Grout Aggregates	2103 A.2; 2103 A.3
4. Reinforcing Bars	2103 A.14

**QUALITY:**

1. Portland Cement Tests	1910 A.1
2. Mortar and Grout Tests	2105 A.3
3. Masonry Prism Tests	2105 A.2
4. Masonry Core Tests	2105 A.4
5. Masonry Unit Tests	2105 A.2, 2105 A.3; 1705 A.4
6. Reinforcing Bar Tests	1910 A.2

**INSPECTION:**

1. Reinforced Masonry	1705 A.4
2. Reinforced Bar Welding	1903 A.8, 1705A.3.1, Table 1705 A.3, Item 2, Table 1705 A.2.1, Item 5b
3. Post-Installed Anchors in Masonry	1705 A.4; 1910 A.5; 1616 A.1.19, Table 1705 A.3, Items 4a & 4b

**STEEL**  
**CHAPTER 22A**

**MATERIALS:**

1. Structural Steel	2205 A.1
2. Cold Formed Steel	2210 A.1
3. Identification	2202 A.1

**QUALITY:**

1. Tests of Structural and Cold Formed Steel	2211 A.1
2. Tests of High Strength Bolts, Nuts, Washers	2213 A.1
3. Tests of End Welded Studs	2213 A.2
4. Steel Joists	2207 A; 1705 A.2.3.1

5. Non Destructive Weld Tests 1705 A.2.1

**INSPECTION:**

- 1. Shop Fabrication 1704 A.2.5; 1705 A.2
- 2. Welding 1705 A.2.1
- 3. Nelson Stud Welding 1705 A.2.1
- 4. High Strength Bolt Installation 1705 A.2.1; Table 1705A.2.1

**WOOD**

**CHAPTER 23A**

**MATERIALS:**

- 1. Lumber and Plywood 2303.1
- 2. Glu-Laminated Members 2303.1.3

**INSPECTION:**

- 1. Glu-Laminated Members 1705 A.5.4; 2303.1.3
- 2. Timber Connectors 1705 A.5.6
- 3. Manufactured Trusses 1705 A.5.2; 1705.5.3; 2303.4.7

**PART 2 EXECUTION**

2.01 EARTHWORK (Refer to Section 31 20 00)

- a. Testing Agency: Any required foundation consultation, examination or testing shall be done by an approved Geotechnical Engineer, per T24, Section 3304.1.
- b. Consultation or Procedures for this part of the work shall be only as requested by the Architect and Structural Engineer at the timework on the site is commenced and may consist of the following:
  - (1) Examination of exposed subgrades resulting from the cutting operation, including field density tests if considered necessary.
  - (2) Verify completed foundation excavations.
  - (3) Continuous inspection of any required filling and backfilling, including field density tests if considered necessary.
  - (4) Imported or Native Fill Material: Approved material, perform suitability tests for compaction, qualities and optimum moisture if required.
  - (5) Provide Continuous Inspection Supervision during removal and recompaction of existing soil and placement of fill.
  - (6) Inspect and approve completed footing excavations.
  - (7) Field Density Tests: Shall be made on samples from material in place as required to verify proper compaction densities of fills and backfills.
- c. Densities and Method: Densities specified relate to ASTM Designation D-1557 Method A.

2.02 CONCRETE WORK (Refer to Section 03 10 00)

- a. Inspections:
  - (1) Notification: The General Contractor shall notify the following people, giving advance notice prior to commencing the designated work:

Person Notified	Advance Notice	Prior to Commencing	For Inspection
Architect	24 hours	Form Work	Excav.



Architect & Inspector	24 hours	Pouring Conc.	Form & Steel
Governing Agency	48 hours	Pouring Conc.	Form & Steel

- (2) No concrete shall be poured except in the presence of the Owner's Inspector and only after the forms and reinforcing steel have been approved by the Structural Engineer or his representative.
  - (3) Batch Plant Inspections: When transit mixed concrete is used, continuous inspection shall be maintained at the plant by a qualified concrete technician who shall issue tickets certifying that quantities and quality of all materials used in the concrete are in accordance with these specifications and the approved design mix. The Owner will pay the costs of this inspection. This inspection will not be required for non-structural concrete (as defined in Paragraph (4) following).
  - (4) Bonded Weightmaster Certificates: Non-structural concrete such as floor slabs on grade, walks, curb & gutter, etc., shall not require continuous batch plant inspection, but instead, a bonded weightmaster shall furnish notarized affidavits certifying that quantities and quality of all materials used in the concrete are in accordance with these specifications and the approved mix design. Waiver of batch plant inspection shall comply with Title 24, 2013 C.B.C., 2012 IBC, Vol 2, Sec. 1705A3.3.2.
- b. Tests: All concrete materials to be tested and reported prior to any use of same.
- (1) Portland Cement: Shall be tested in accordance with T24, Section 1916A.1 and ASTM C-150. One sample shall be taken for each 100 tons of cement except that when used in bulk loading ready mix plants where separate bins for pretested cement are not available, grab samples shall be taken for each shipment of cement placed in the bin with not less than one sample being taken for each day's pour and such samples shall be subsequently tested if required by the Architect, structural engineer or the Division of the State Architect.
  - (2) Aggregate: Shall be in conformance with T24, Sec. 1903A.3
  - (3) Reinforcing Steel: To be tested prior to use for compliance with T24, Sections 1916A.2 and 1903A.8 and ASTM A-615 requirements, and comply with quality standards of T-24, Section 2102A.2.10. Welded rebar shall be inspected and certified per T24, Section 1704 A.3.1.1 and 1705.2.2.1.2.
    - (a) Samples: To be selected by representative of testing laboratory from material at the building site or place of distribution, to consist of two (2) pieces, each 18 inches (18") long of each size, furnished, cut and prepared for testing by Contractor, marked and delivered by representative of testing laboratory.
    - (b) Tests: One (1) tension and one (1) bend tests shall be made of each size of reinforcing steel including wire fabric. One (1) series of tests shall be made for each ten (10) tons or fraction thereof of each size of reinforcing steel if the bundles as delivered can be identified as to heat number and the mill analysis accompany the report. If they cannot be identified as to heat number, then one (1) series of tests shall be made from each two and one-half (2-1/2) tons or fraction thereof.
  - (4) Cylinder Tests: Shall comply with T24, 1905A.6.2.
    - (a) Three (3) cylinders of concrete shall be made for each fifty- (50) cubic yards of each grade of concrete or fraction thereof being placed each day. Each cylinder shall be dated, given a number, the point in the structure from which the sample was taken noted thereon and the slump noted thereon.
    - (b) Test cylinders shall be made at the job and stored in the testing laboratory in accordance with ASTM C-31. At the end of twenty-four

(24) hours after making, the cylinders shall be stored under moist curing conditions at approximately 70 degrees F. and maintained therein until tested. The cylinders shall be tested in accordance with ASTM C-31. The cylinders shall develop the following minimum ultimate compressive strengths:

<u>Design Strength</u>	<u>7 Day Test</u>	<u>28 Day Test</u>	<u>Location Used</u>
2500 p.s.i.	1500 p.s.i.	2500 p.s.i.	Flatwork
3000 p.s.i.	1800 p.s.i.	3000 p.s.i.	Foundations, Ret. Wall, and Light Pole Footings
4000 p.s.i.	2400 p.s.i.	4000 p.s.i.	Bleacher Footings

- (c) If the strengths of the first two cylinder tests are satisfactory, the third cylinder shall not be tested, but destroyed. The third cylinder shall be tested if the strengths of the first two cylinders are not satisfactory.
- (d) If the strength of the cylinders does not meet the minimum as mentioned above, core tests of the hardened concrete shall be made in accordance with T24, Section 1905A.6.5, and ASTM C-31. If the core tests show the concrete strength to be deficient, the concrete shall be deemed defective and removed. The General Contractor shall pay all costs of these core tests.

- c. Laboratory Designed Mixes: See Paragraph 3.01, Proportioning of Concrete Mixes, Section 03 10 00, Concrete Work.
- d. Mix Design;
  - (1) Mix design to be stamped and signed by a California registered Civil Engineer.
  - (2) Maximum w/c shall be 0.50.

2.03 FOAM ROOFING (Refer to Section 07 57 00)

- a. Testing Agency: Any required roofing consultation; an approved laboratory shall do examination or testing. Costs paid by Owner.
- b. Consultation: This portion of the work shall be as requested by the Architect or Inspector and these specifications and shall consist of at least the following prior to "Top-Coat" application:
- c. Inspections:
  - (1) Notification: The General Contractor shall notify the following people, giving advance notice prior to commencing the designated work:
 

<u>Personal Notified</u>	<u>Advance Notice</u>	<u>Prior to Commencing</u>	<u>For Inspection</u>
Architect & Inspector	24 hours	Priming	Roof Deck
Architect & Inspector	24 hours	"Top-Coat"	Density & Analysis
  - (2) No foam shall be sprayed except in the presence of the Owner's Inspector and only after the roof deck has been approved.
  - (3) No "Top-Coat" shall be applied except in the presence of the Owner's Inspector and only after foam has been tested and approved.
- d. Tests: Foam shall be tested prior to "Top-Coating".

- (1) Polyurethane foam shall be tested in accordance with ASTM D-1621, D-1622, and D-1623. One 1-1/2" diameter core sample shall be taken for each (10) squares (1,000 s.f.) of roof area.
- (2) Polyurethane foam shall be measured for specified thickness by use of a measured "needle-probe" at spacings to satisfy the Inspector as to minimum specified thickness and new slopes (1 per 500 sq. ft. min.).
- (3) "Top-Coat" shall be measured with a micro comparator to establish minimum dry-film thickness as compared to specified minimums. One 1-1/2 diameter

END OF SECTION  
12/14/2022

**TEMPORARY FACILITIES AND CONTROLS**

**PART 1 – GENERAL**

**1.01 RELATED DOCUMENTS AND PROVISIONS:**

All Contract Documents should be reviewed for applicable provisions related to the provisions in this document, including without limitation:

- A. General Conditions;
- B. Special Conditions;
- C. Site Standards; and
- D. Construction Waste Management and Disposal.

**1.02 TEMPORARY UTILITIES:**

- A. Electric Power and Lighting:
  - (1) Contractor will pay for power during the course of the Work. To the extent power is available in the building(s) or on the Site, Contractor may use the District's existing utilities by making prearranged payments to the District for the utilities used by Contractor and all Subcontractors. Contractor shall be responsible for providing temporary facilities required to deliver that power service from its existing location in the building(s) or on the Site to point of intended use.
  - (2) Contractor shall verify characteristics of power available in building(s) or on the Site. Contractor shall take all actions required to make modifications where power of higher voltage or different phases of current are required. Contractor shall be fully responsible for providing that service and shall pay all costs required therefor.
  - (3) Contractor shall furnish, wire for, install, and maintain temporary electrical lights wherever it is necessary to provide illumination for the proper performance and/or observation of the Work: a minimum of 20 foot-candles for rough work and 50 foot-candles for finish work.
  - (4) Contractor shall be responsible for maintaining existing lighting levels in the project vicinity should temporary outages or service interruptions occur.
- B. Heat and Ventilation:
  - (1) Contractor shall provide temporary heat to maintain environmental conditions to facilitate progress of the Work, to meet specified minimum conditions for the installation and curing of materials, and to

protect materials and finishes from damage due to improper temperature and humidity conditions. Portable heaters shall be standard units complete with controls.

- (2) Contractor shall provide forced ventilation and dehumidification, as required, of enclosed areas for proper installation and curing of materials, to disperse humidity, and to prevent hazardous accumulations of dust, fumes, vapors, and gases.
- (3) Contractor shall pay the costs of installation, maintenance, operation, and removal of temporary heat and ventilation, including costs for fuel consumed, required for the performance of the Work.

C. Water:

- (1) Contractor shall pay for water used during the course of the Work. Contractor shall coordinate and pay for installation or use of water meter in compliance with local water agency requirements. To the extent water is then available in the building(s) or on the Site, Contractor may use the District's existing utilities by making prearranged payments to the District for the utilities used by Contractor and all Subcontractors. Contractor shall be responsible for providing temporary facilities required to deliver such utility service from its existing location in the building(s), on the Site, or other location approved by the local water agency, to point of intended use.
- (2) Contractor shall use backflow preventers on water lines at point of connection to District's water supply. Backflow preventers shall comply with requirements of Uniform Plumbing Code.
- (3) Contractor shall make potable water available for human consumption.

D. Sanitary Facilities:

- (1) Contractor shall provide sanitary temporary facilities in no fewer numbers than required by law and such additional facilities as may be directed by the Inspector for the use of all workers. The facilities shall be maintained in a sanitary condition at all times and shall be left at the Site until removal is directed by the Inspector or Contractor completes all other work at the Site.
- (2) Use of toilet facilities in the Work under construction shall not be permitted except by consent of the Inspector and the District.

E. Telephone Service:

- (1) Contractor shall arrange with local telephone service company for telephone service as required for the performance of the Work. Contractor shall, at a minimum, provide in its field office one line for telephone and one line for fax machine.
- (2) Contractor shall pay the costs for telephone and fax lines installation, maintenance, service, and removal.

F. Fire Protection:

- (1) Contractor shall provide and maintain fire extinguishers and other equipment for fire protection. Such equipment shall be designated for use for fire protection only and shall comply with all requirements of the California Fire, State Fire Marshall and/or its designee.
- (2) Where on-site welding and burning of steel is unavoidable, Contractor shall provide protection for adjacent surfaces.

G. Trash Removal:

- (1) Contractor shall provide trash removal on a timely basis. Under no circumstance shall Contractor use District trash service.

H. Field Office:

- (1) If Contractor chooses to provide a field office, it shall be an acceptable construction trailer that is well-lit and ventilated. The construction trailer shall be equipped with shelves, desks, filing cabinet, chairs, and such other items of equipment needed. Trailer and equipment are the property of the Contractor and must be removed from the Site upon completion of the Work. Contractor may use the corridor adjacent to the construction area for an office area, if approved in writing by District.
- (2) Contractor shall provide any additional electric lighting and power required for the trailer. Contractor shall make adequate provisions for heating and cooling as required.

I. Temporary Facilities:

- (1)

**1.03 CONSTRUCTION AIDS:**

A. Plant and Equipment:

- (1) Contractor shall furnish, operate, and maintain a complete plant for fabricating, handling, conveying, installing, and erecting materials and equipment; and for conveyances for transporting workers. Include elevators, hoists, debris chutes, and other equipment, tools, and appliances necessary for performance of the Work.
- (2) Contractor shall maintain plant and equipment in safe and efficient operating condition. Damages due to defective plant and equipment, and uses made thereof, shall be repaired by Contractor at no expense to the District.

B. None of the District's tools and equipment shall be used by Contractor for the performance of the Work.

**1.04 BARRIERS AND ENCLOSURES:**

- A. Contractor shall obtain the District's written permission for locations and types of temporary barriers and enclosures, including fire-rated materials proposed for use, prior to their installation.
  
- B. Contractor shall provide and maintain temporary enclosures to prevent public entry and to protect persons using other buildings and portions of the Site and/or Premises, the public, and workers. Contractor shall also protect the Work and existing facilities from the elements, and adjacent construction and improvements, persons, and trees and plants from damage and injury from demolition and construction operations.
  
- C. Contractor shall provide site access to existing facilities for persons using other buildings and portions of the Site, the public, and for deliveries and other services and activities.
  
- D. Tree and Plant Protection:
  - (1) Contractor shall preserve and protect existing trees and plants on the Premises that are not designated or required to be removed, and those adjacent to the Premises.
  
  - (2) Contractor shall provide barriers to a minimum height of 4'-0" around drip line of each tree and plant, around each group of trees and plants, as applicable, in the proximity of demolition and construction operations, or as denoted on the Plans.
  
  - (3) Contractor shall not park trucks, store materials, perform Work or cross over landscaped areas. Contractor shall not dispose of paint thinners, water from cleaning, plastering or concrete operations, or other deleterious materials in landscaped areas, storm drain systems, or sewers. Plant materials damaged as a result of the performance of the Work shall, at the option of the District and at Contractor's expense, either be replaced with new plant materials equal in size to those damaged or by payment of an amount representing the value of the damaged materials as determined by the District.
  
  - (4) Contractor shall remove soil that has been contaminated during the performance of the Work by oil, solvents, and other materials which could be harmful to trees and plants, and replace with good soil, at Contractor's expense.
  
  - (5) Excavation around Trees:
    - (a) Excavation within drip lines of trees shall be done only where absolutely necessary and with written permission from the District.
  
    - (b) Where trenching for utilities is required within drip lines, tunneling under and around roots shall be by hand digging and shall be approved by the District. Main lateral roots and taproots shall not be cut. All roots 2 inches in diameter and

larger shall be tunneled under and heavily wrapped with wet burlap so as to prevent scarring or excessive drying. Smaller roots that interfere with installation of new work may be cut with prior approval by the District. Roots must first be cut with a Vermeer, or equivalent, root cutter prior to any trenching.

- (c) Where excavation for new construction is required within drip line of trees, hand excavation shall be employed to minimize damage to root system. Roots shall be relocated in backfill areas wherever possible. If encountered immediately adjacent to location of new construction, roots shall be cut approximately 6 inches back from new construction.
- (d) Approved excavations shall be carefully backfilled with the excavated materials approved for backfilling. Backfill shall conform to adjacent grades without dips, sunken areas, humps, or other surface irregularities. Do not use mechanical equipment to compact backfill. Tamp carefully using hand tools, refilling and tamping until Final Acceptance as necessary to offset settlement.
- (e) Exposed roots shall not be allowed to dry out before permanent backfill is placed. Temporary earth cover shall be provided, or roots shall be wrapped with four layers of wet, untreated burlap and temporarily supported and protected from damage until permanently relocated and covered with backfill.
- (f) Accidentally broken roots should be sawed cleanly 3 inches behind ragged end.

#### **1.05 SECURITY:**

The Contractor shall be responsible for project security for materials, tools, equipment, supplies, and completed and partially completed Work.

#### **1.06 TEMPORARY CONTROLS:**

##### **A. Noise Control:**

- (1) Contractor acknowledges that adjacent facilities may remain in operation during all or a portion of the Work period, and it shall take all reasonable precautions to minimize noise as required by applicable laws and the Contract Documents.
- (2) Notice of proposed noisy operations, including without limitation, operation of pneumatic demolition tools, concrete saws, and other equipment, shall be submitted to the District a minimum of forty-eight (48) hours in advance of their performance.

##### **B. Noise and Vibration:**

- (1) Equipment and impact tools shall have intake and exhaust mufflers.



- (2) Contractor shall cooperate with District to minimize and/or cease the use of noisy and vibratory equipment if that equipment becomes objectionable by its longevity.

C. Dust and Dirt:

- (1) Contractor shall conduct demolition and construction operations to minimize the generation of dust and dirt, and prevent dust and dirt from interfering with the progress of the Work and from accumulating in the Work and adjacent areas including, without limitation, occupied facilities.
- (2) Contractor shall periodically water exterior demolition and construction areas to minimize the generation of dust and dirt.
- (3) Contractor shall ensure that all hauling equipment and trucks carrying loads of soil and debris shall have their loads sprayed with water or covered with tarpaulins, and as otherwise required by local and state ordinance.
- (4) Contractor shall prevent dust and dirt from accumulating on walks, roadways, parking areas, and planting, and from washing into sewer and storm drain lines.

D. Water:

- (1) Contractor shall not permit surface and subsurface water, and other liquids, to accumulate in or about the vicinity of the Premises. Should accumulation develop, Contractor shall control the water or other liquid, and suitably dispose of it by means of temporary pumps, piping, drainage lines, troughs, ditches, dams, or other methods.

E. Pollution:

- (1) No burning of refuse, debris, or other materials shall be permitted on or in the vicinity of the Premises.
- (2) Contractor shall comply with applicable regulatory requirements and anti-pollution ordinances during the conduct of the Work including, without limitation, demolition, construction, and disposal operations.

F. Lighting:

- (1) If portable lights are used after dark, all light must be located so as not to direct light into neighboring property.

**1.07 JOB SIGN(S):**

A. General:

- (1) Contractor shall provide and maintain a Project identification sign with the design, text, and colors designated by the District and/or the Design Professional; locate sign as approved by the District.

- (2) Signs other than the specified Project sign and or signs required by law, for safety, or for egress, shall not be permitted, unless otherwise approved in advance by the District.

B. Materials:

- (1) Structure and Framing: Structurally sound, new or used wood or metal; wood shall be nominal 3/4-inch exterior grade plywood.
- (2) Sign Surface: Minimum 3/4-inch exterior grade plywood.
- (3) Rough Hardware: Galvanized.
- (4) Paint: Exterior quality, of type and colors selected by the District and/or the Design Professional.

C. Fabrication:

- (1) Contractor shall fabricate to provide smooth, even surface for painting.
- (2) Size: 4'-0" x 8'-0", unless otherwise indicated.
- (3) Contractor shall paint exposed surfaces of supports, framing, and surface material with exterior grade paint: one coat of primer and one coat of finish paint.
- (4) Text and Graphics: As indicated.

**1.08 PUBLICITY RELEASES:**

- A. Contractor shall not release any information, story, photograph, plan, or drawing relating information about the Project to anyone, including press and other public communications medium, including, without limitation, on website(s) without the written permission of the District.

**PART 2 – PRODUCTS Not used.**

**PART 3 – EXECUTION Not used.**

END OF DOCUMENT

**CONSTRUCTION WASTE MANAGEMENT AND DISPOSAL**

**PART 1 - GENERAL**

**1.01 RELATED DOCUMENTS AND PROVISIONS:**

All Contract Documents should be reviewed for applicable provisions related to the provisions in this document, including without limitation:

- A. General Conditions;
- B. Special Conditions; and
- C. Temporary Facilities and Controls.

**1.02 SECTION INCLUDES:**

- A. Administrative and procedural requirements for the following:
  - (1) Salvaging non-hazardous construction waste.
  - (2) Recycling non-hazardous construction waste.
  - (3) Disposing of non-hazardous construction waste.

**1.03 DEFINITIONS:**

- A. Construction Waste: Building and site improvement materials and other solid waste resulting from construction, remodeling, renovation, or repair operations. Construction waste includes packaging.
- B. Demolition Waste: Building and site improvement materials resulting from demolition or selective demolition operations.
- C. Disposal: Removal off-site of demolition and construction waste and subsequent sale, recycling, reuse, or deposit in landfill or incinerator acceptable to authorities having jurisdiction.
- D. Recycle: Recovery of demolition or construction waste for subsequent processing in preparation for reuse.
- E. Salvage: Recovery of demolition or construction waste and subsequent sale or reuse in another facility.
- F. Salvage and Reuse: Recovery of demolition or construction waste and subsequent incorporation into the Work.

#### **1.04 PERFORMANCE REQUIREMENTS:**

- A. General: Develop waste management plan that results in end-of Project rates for salvage/recycling of sixty-five percent (65%) by weight (or by volume, but not a combination) of total waste generated by the Work.

#### **1.05 SUBMITTALS:**

- A. Waste Management Plan: Submit waste management plan within 30 days of date established for commencement of the Work.
- B. Waste Reduction Progress Reports: Concurrent with each Application for Payment, submit copies of report. Include the following information:
  - (1) Material category.
  - (2) Generation point of waste.
  - (3) Total quantity of waste in tons or cubic yards.
  - (4) Quantity of waste salvaged, both estimated and actual in tons or cubic yards.
  - (5) Quantity of waste recycled, both estimated and actual in tons or cubic yards.
  - (6) Total quantity of waste recovered (salvaged plus recycled) in tons or cubic yards.
  - (7) Total quantity of waste recovered (salvaged plus recycled) as a percentage of total waste.
- C. Waste Reduction Calculations: Before request for final payment, submit copies of calculated end-of-Project rates for salvage, recycling, and disposal as a percentage of total waste generated by the Work.
- D. Records of Donations: Indicate receipt and acceptance of salvageable waste donated to individuals and organizations. Indicate whether organization is tax exempt.
- E. Records of Sales: Indicate receipt and acceptance of salvageable waste sold to individuals and organizations. Indicate whether organization is tax exempt.
- F. Recycling and Processing Facility Records: Indicate receipt and acceptance of recyclable waste by recycling and processing facilities licensed to accept them. Include manifests, weight tickets, receipts, and invoices.
- G. Landfill and Incinerator Disposal Records: Indicate receipt and acceptance of waste by landfills and incinerator facilities licensed to accept them. Include manifests, weight tickets, receipts, and invoices.

- H. CHPS Submittal: CHPS letter template for Credit ME2.0 and ME2.1, signed by Contractor, tabulating total waste material, quantities diverted and means by which it is diverted, and statement that requirements for the credit have been met.
- I. Qualification Data: For Waste Management Coordinator.
- J. Statement of Refrigerant Recovery: Signed by refrigerant recovery technician responsible for recovering refrigerant, stating that all refrigerant that was present was recovered and that recovery was performed according to EPA regulations. Include name and address of technician and date refrigerant was recovered.
- K. Submittal procedures and quantities are specified in Document 01 33 00.

**1.06 QUALITY ASSURANCE:**

- A. Waste Management Coordinator Qualifications: LEED Accredited Professional by U.S. Green Building Council.
- B. Regulatory Requirements: Comply with hauling and disposal regulations of authorities having jurisdiction.
- C. Waste Management Conference: Conduct conference at Project site to comply with requirements. Review methods and procedures related to waste management including, but not limited to, the following:
  - (1) Review and discuss waste management plan including responsibilities of Waste Management Coordinator.
  - (2) Review requirements for documenting quantities of each type of waste and its disposition.
  - (3) Review and finalize procedures for materials separation and verify availability of containers and bins needed to avoid delays.
  - (4) Review procedures for periodic waste collection and transportation to recycling and disposal facilities.
  - (5) Review waste management requirements for each trade.

**1.07 WASTE MANAGEMENT PLAN:**

- A. General: Develop plan consisting of waste identification, waste reduction work plan, and cost/revenue analysis. Indicate quantities by weight or volume, but use same units of measurement throughout waste management plan.
- B. Waste Identification: Indicate anticipated types and quantities of site-clearing and construction waste generated by the Work. Include estimated quantities and assumptions for estimates.

- C. Waste Reduction Work Plan: List each type of waste and whether it will be salvaged, recycled, or disposed of in landfill or incinerator. Include points of waste generation, total quantity of each type of waste, quantity for each means of recovery, and handling and transportation procedures.
- (1) Salvaged Materials for Reuse: For materials that will be salvaged and reused in this Project, describe methods for preparing salvaged materials before incorporation into the Work.
  - (2) Salvaged Materials for Sale: For materials that will be sold to individuals and organizations, include list of their names, addresses, and telephone numbers.
  - (3) Salvaged Materials for Donation: For materials that will be donated to individuals and organizations, include list of their names, addresses, and telephone numbers.
  - (4) Recycled Materials: Include list of local receivers and processors and type of recycled materials each will accept. Include names, addresses, and telephone numbers.
  - (5) Disposed Materials: Indicate how and where materials will be disposed of. Include name, address, and telephone number of each landfill and incinerator facility.
  - (6) Handling and Transportation Procedures: Include method that will be used for separating recyclable waste including sizes of containers, container labeling, and designated location on Project site where materials separation will be located.

## **PART 2 - PRODUCTS Not Used.**

## **PART 3 - EXECUTION**

### **3.01 PLAN IMPLEMENTATION:**

- A. General: Implement approved waste management plan. Provide handling, containers, storage, signage, transportation, and other items as required to implement waste management plan during the entire duration of the Contract.
- (1) Comply with Document 01 50 00 for operation, termination, and removal requirements.
- B. [Waste Management Coordinator: Engage a waste management coordinator to be responsible for implementing, monitoring, and reporting status of waste management work plan. Coordinator shall be present at Project site full time for duration of Project.]
- C. Training: Train workers, subcontractors, and suppliers on proper waste management procedures, as appropriate for the Work occurring at Project site.

- (1) Distribute waste management plan to everyone concerned within 3 days of submittal return.
  - (2) Distribute waste management plan to entities when they first begin work on site. Review plan procedures and locations established for salvage, recycling, and disposal.
- D. Site Access and Temporary Controls: Conduct waste management operations to ensure minimum interference with roads, streets, walks, walkways, and other adjacent occupied and used facilities.
- (1) Designate and label specific areas of Project site necessary for separating materials that are to be salvaged, recycled, reused, donated, and sold.
  - (2) Comply with Document 01 50 00 for controlling dust and dirt, environmental protection, and noise control.

### **3.02 RECYCLING CONSTRUCTION WASTE:**

- A. General: Recycle paper and beverage containers used by on-site workers.
- B. Recycling Incentives: Revenues, savings, rebates, tax credits, and other incentives received for recycling waste materials shall accrue to the Contractor.
- C. Procedures: Separate recyclable waste from other waste materials, trash, and debris. Separate recyclable waste by type at Project site to the maximum extent practical.
- (1) Provide appropriately marked containers or bins for controlling recyclable waste until they are removed from Project Site. Include list of acceptable and unacceptable materials at each container and bin.
    - (a) Inspect containers and bins for contamination and remove contaminated materials if found.
  - (2) Stockpile processed materials on site without intermixing with other materials. Place, grade, and shape stockpiles to drain surface water. Cover to prevent windblown dust.
  - (3) Stockpile materials away from construction area. Do not store within drip line of remaining trees.
  - (4) Store components off the ground and protect from the weather.
  - (5) Remove recyclable waste off District property and transport to recycling receiver or processor.

- D. Packaging:
  - (1) Cardboard and Boxes: Break down packaging into flat sheets. Bundle and store in a dry location.
  - (2) Polystyrene Packaging: Separate and bag material.
  - (3) Pallets: As much as possible, require deliveries using pallets to remove pallets from Project Site. For pallets that remain on Site, break down pallets into component wood pieces and comply with requirements for recycling wood.
  - (4) Crates: Break down crates into component wood pieces and comply with requirements for recycling wood.
- E. Site-Clearing Wastes: Chip brush, branches, and trees on site.
- F. Wood Materials:
  - (1) Clean Cut-Offs of Lumber: Grind or chip into small pieces.
  - (2) Clean Sawdust: Bag sawdust that does not contain painted or treated wood.
- G. Gypsum Board: Stack large clean pieces on wood pallets and store in a dry location.
  - (1) Clean Gypsum Board: Grind scraps of clean gypsum board using small mobile chipper or hammer mill. Screen out paper after grinding.

### **3.03 DISPOSAL OF WASTE:**

- A. General: Except for items or materials to be salvaged, recycled, or otherwise reused, remove waste materials from Project Site and legally dispose of them in a landfill or incinerator acceptable to authorities having jurisdiction.
  - (1) Except as otherwise specified, do not allow waste materials that are to be disposed of accumulate on site.
  - (2) Remove and transport debris in a manner that will prevent spillage on adjacent surfaces and areas.
- B. Burning: Do not burn waste materials.
- C. Disposal: Transport waste materials off District property and legally dispose of them.

END OF DOCUMENT



**FIELD OFFICES**

**PART 1 – GENERAL**

**1.01 RELATED DOCUMENTS AND PROVISIONS:**

All Contract Documents should be reviewed for applicable provisions related to the provisions in this document, including without limitation:

- A. General Conditions;
- B. Special Conditions; and
- C. Temporary Facilities and Controls.

**1.02 SECTION INCLUDES:**

- A. Requirements for Field Offices and Field Office Trailers.

**1.03 SUMMARY:**

- A. General: Contractor shall provide District's Field Office Trailer and contents, for District's use exclusively, during the term of the Contract.
- B. Property: Trailer, furniture, furnishings, equipment, and the like, supplied by the Contractor with the Office Trailer shall remain the property of the Contractor; District property items installed, delivered, and the like by District within the Office Trailer will remain District's property.
- C. Modifications: District reserves the right to modify the trailer or contents, or both, as may be deemed proper by District.
- D. Condition: Trailer and contents shall be clean, neat, substantially finished, in good, proper, and safe condition for use, operation, and the like; the trailer and contents shall not be required to be new.
- E. Installation Timing: Provide safe, fully furnished, functional, proper, complete, and finished trailer properly ready for entire use, within fourteen (14) calendar days of District's notification of the issuance of Notice to Proceed.

**1.04 SUBMITTALS:**

- A. General: Submit submittals to District in quantity, format, type, and the like, as specified herein.
- B. Office Trailer Data: One (1) copy of manufacturer's descriptive data, technical descriptions, regulatory compliance, industry standards, installation, removal, and maintenance instructions.

- C. Equipment Data: Two (2) copies of manufacturer data for each type of equipment, if directed by District.
- D. Furniture and Furnishings Data: Two (2) copies of manufacturer data for each type of equipment, if directed by District.
- E. Plans: One (1) reproducible copy of appropriately scaled plans of trailer layout. Plans shall include, but not be limited to: lighting; furniture; equipment; telephone and electrical outlets; and the like.
- F. Product Samples: One (1) complete and entire unit of each type, if directed by District.

### **1.05 QUALITY ASSURANCE**

- A. Standards: In the event that provisions of codes, regulations, safety orders, Contract Documents, referenced manufacturer's specifications, manufacturer's instructions, industry standards, and the like, are in conflict, the more restrictive and higher quality shall govern.
- B. Installer: Installer or Installers engaged by Contractor must have a minimum of five (5) years of documented and properly authenticated successful experience of specialization in the installation of the items or systems, or both, specified herein.
- C. Manufacturer: Contractor shall obtain products from nationally and industry recognized Manufacturer with five (5) years minimum, of immediately recent, continuous, documented and properly authenticated successful experience of specialization in the manufacture of the product specified herein.
- D. State Personnel Training: Provide proper training for maintenance and operations, including emergency procedures, and the like, as directed by District.
- E. Units: Shall be sound and free of defects, and shall not include any damage or defect that will impair the safety, installation, performance, or the durability of the entire Office Trailer and appurtenant systems.

### **1.06 REGULATORY REQUIREMENTS**

- A. General: Work shall be executed in accordance with applicable Codes, Regulations, Statutes, Enactments, Rulings, Laws, each authority having jurisdiction, and including, but not limited to, Regulatory Requirements specified herein.
- B. California Building Standards Code ("CBSC").
- C. California Code of Regulations, Title 25, Chapter 3, Sub Chapter 2, Article 3 ("CCR").
- D. Coach Insignia: Trailer shall display California Commercial Coach Insignia; such insignia shall be deemed to show that the trailer is in accordance with the Construction and Fire Safety requirements of CCR.

## **PART 2 – PRODUCTS**

### **2.01 FIELD OFFICE TRAILER**

- A. General: Provide entire Field Office Trailer of type, function, operation, capacity, size, complete with controls, safety devices, accessories, and the like, for proper and durable installation. Partitions, walls, ceiling, and other interior and exterior surfaces shall be appropriately finished, including, but not limited to, trim, painting, wall base, floor covering, suspended or similar ceiling, and the like; provide systems, components, units, nuts, bolts, screws, anchoring devices, fastening devices, washers, accessories, adhesives, sealants, and other items of type, grade, and class required for the particular use, not identified but required for a complete, weather-tight, appropriately operating, and finished installation.
- B. Manufacturers: General Electric Capital Modular Space; The Space Place, Inc.; or equal.
- C. Program: Provide a wheel-mounted trailer with stairs, landings, platforms, ramps, and the like, in good, proper, safe, clean, and properly finished condition; with proper heavy duty locks, and other proper and effective security at all doors, windows, and the like. Trailer shall be maintained in good, proper, safe, clean, and properly finished condition during the Contract.
- (1) Nominal Trailer Size: Four hundred eighty (480) square feet, minimum.
  - (2) Stairs, Platform: Properly finished stairs, platforms, and ramps.
  - (3) Doors: Two (2), three (3) foot wide exterior doors with locksets; finished ramp, steps, and entry platform at each exterior door.
  - (4) Keys: Submit five (5) keys for each door, window, furniture unit, and the like. There shall be no other key copies or originals available; each key shall be identified for District; and shall be labeled, or tagged or both, as directed by District.
  - (5) HVAC:
  - (6) Lighting: Sixty-five (65) foot-candles illumination minimum at any point, at thirty (30) inches above finished floor throughout from fluorescent light source, exclusively, or as directed by District.
  - (7) Electrical Outlets: One (1) duplex outlet evenly spaced every twelve (12) linear horizontal feet of wall face, and electrical service ready for use.
  - (8) Telephones and Telephone Outlets: Two (2) telephone lines wired, connected to telephone utility service, and ready for use, and two (2) telephone instruments, each with two (2)-line capability, speed dial and hands-free feature. Locate each outlet as directed by District.

- (9) Voicemail Messaging System or Answering Machine: One (1) unit, two (2)-line; digital.

## **2.02 FIELD OFFICE TRAILER ITEMS**

- A. General: Provide the Field Office Trailer with the following arranged into two (2) workstations:
  - (1) Desks: Two (2) desks: thirty-six (36) inches by sixty (60) inches; steel, laminated plastic top; locking, one (1) or two (2) file drawers single pedestal; steel; provide five (5) keys to District.
  - (2) Tables: Two (2) tables; thirty-six (36) inches by sixty (60) inches; twenty-nine (29) inches high; steel, laminated plastic top tables; one (1) at each desk.
  - (3) Chairs: Two (2) chairs: swivel; steel; with seat cushion and arms; one (1) at each desk.
  - (4) Waste Baskets: Two (2) waste baskets, one at each desk.
- B. Furniture and Equipment: Provide in the space located to effect efficient and logical use.
  - (1) File cabinet: One (1); four (4) drawer; lateral; steel locking.
  - (2) Plan Table: One (1) plan table: thirty-six (36) inches deep by seventy-two (72) inches wide by forty-two (42) inches high; adjustable; wood or steel; with lockable plan and pencil drawers.
  - (3) Drafting Stool: One (1) drafting stool; swiveling; steel; padded; adjustable; with footrest and casters.
  - (4) Bookshelf: One (1) bookshelf: thirty-six (36) inches deep by seventy-two (72) inches wide by forty-two (42) inches high; adjustable; wood or steel; with lockable plan and pencil drawer.
  - (5) Plan Rack: One (1) wheel mounted plan rack.
  - (6) Waste Baskets: One (1) large waste basket.
  - (7) Coat/Hat Hanger: Wall mounted with minimum capacity for four (4) garments and ten (10) hats.
  - (8) Document Management System: Shall include an integrated high-volume printer, copier, and facsimile machine, including stand, base, and storage cabinet; and shall include the following features:
    - (a) Type: Laser, dry electrostatic transfer, plain paper, digital, multi-function imaging system.
    - (b) Network: Ethernet or Token Ring network ready, Plug-and-Play.

- (c) Print, send/receive facsimile from any connected workstation.
  - (d) Resolution: Six hundred (600) dots per inch by six hundred (600) dots per inch, minimum.
  - (e) Print Speed: Twenty (20) pages per minute, minimum.
  - (f) Copies: Twenty (20) copies per minute, minimum.
  - (g) Document Handler: Forty (40) sheet, minimum
  - (h) Collator: Forty (40) bin, minimum, with stapling.
  - (i) Duplexing: Capable.
  - (j) Paper Size: Capable of handling paper sizes to eleven (11) inches by seventeen (17) inches.
  - (k) Paper Cassettes: One (1) each for eight and one half (8.5) inches by eleven (11) inches, eight and one half (8.5) inches by fourteen (14) inches, and eleven (11) inches by seventeen (17) inches paper sizes; minimum two hundred fifty (250) sheets per cassette.
  - (l) Reduction/Enlargement: Capable of reduction to twenty-five percent (25%) and enlargement to two hundred percent (200%).
  - (m) Facsimile Electronic Storage: Capable of storing minimum of fifty (50) speed dial numbers, group faxing and broadcast faxing.
  - (n) Facsimile Scanning: Capable of scanning into memory a minimum of one hundred (100) pages with maximum scan time of three (3) seconds per page.
  - (o) Halftone: Sixty-four (64) levels.
  - (p) Redial: Automatic and Manual.
- (9) Maintenance: Contractor shall purchase service agreements for each unit of equipment for the duration of the project plus two (2) months, and shall maintain all equipment in proper working condition. Service agreements shall include provision for replacement of toner cartridges and other items required to effect proper unit use. Service agreements shall also provide for:
- (a) Unlimited Service Calls.
  - (b) Same Day Response.
  - (c) All parts, labor, preventative maintenance and mileage.

- (d) All chemicals, such as toner, fixing agent, and the like.
  - (e) System training and setup.
- (10) Portable Toilets: Two (2); each shall include a urinal; each unit shall be a properly enclosed chemical unit conforming to ANSI Z4.3.
- (a) Location: As directed by District.
  - (b) Maintenance: Maintain each unit and surrounding areas in a clean, hygienic and orderly manner, at all time. Empty, clean, and sanitize each unit each day at a location and time as directed by District.
  - (c) Removal: Relocate, or remove from the site, each Portable Toilet. Upon such directive by District, the Contractor shall forthwith relocate or remove each Portable Toilet and submit the affected areas to a condition which existed prior to the installation of each Portable Toilet, within three (3) calendar days, or as directed by District in writing, at no cost to District.

### **2.03 UTILITY AND SERVICES**

- A. Telephone Service: Contractor shall provide and interface the entire telephone service, and shall properly and timely pay for telephone service for District's non-long-distance use.
- B. Electrical Service: Provide all proper connections and continuously pay for service for the duration of the Work.

### **2.04 FINISHES**

- A. General: Manufacturer standard finish system over surfaces properly cleaned, pretreated, and prepared to obtain proper bond; all visible surfaces shall be coated.
- B. Finish: Color as selected by District from manufacturer standard palette.

## **PART 3 – EXECUTION**

### **3.01 INSTALLATION**

- A. General: Properly prepare area and affected items to receive the Work. Set Work accurately in location, alignment, and elevation; rigidly, securely, and firmly anchor to appropriate structure; install plumb, straight, square, level, true, without racking, rigidly anchored to proper solid blocking, substrate, and the like; provide appropriate type and quantity of reinforcements, fasteners, adhesives, self-adhesive and other tapes; lubricants, coatings, accessories, and the like, as required for a complete, structurally rigid, stable, sound, and appropriately finished installation, in accordance with manufacturer's published instructions, and as indicated. The more restrictive and higher quality requirement shall govern. Moving parts shall be properly secured, without binding, looseness, noise, and the like.

- B. Installation: Install in accordance with 25 CCR 3.2.3 and as directed by District; jack up trailer and level both ways; mount on proper concrete piers with all load off wheels; provide required tie down and accessories per Section 4368 of referenced CCR, and as directed by District.
- C. Rejected Work: Work, materials, unit, items, systems, and the like, not accepted by District shall be deemed rejected, and shall forthwith be removed and replaced with proper and new Work, materials, unit, items, systems, and the like at no cost to District.
- D. Standard: Comply with manufacturer's published instructions, or with instructions as shown or indicated; the more restrictive and higher quality requirement shall govern.
- E. Location: As directed by District.
- F. Fire Resistance: Construct and install in accordance with UL requirements.
- G. Maintenance: Contractor shall maintain trailer and adjacent areas in a safe, clean and hygienic condition throughout the duration of the Work, and as directed by District. Properly repair or replace furniture or other items, as directed by District. Properly remove unsafe, damaged, or broken furniture, or similar items, and replace with safe and proper items. Contractor shall pay cost of all services, repair, and maintenance, or replacement of each item.
- H. Janitorial Service: Provide professional janitorial services, including, but not limited to, trash, waste paper baskets, fill paper dispensers; clean and dust all furniture, files, and the like; sweep and mop resilient and similar flooring; and vacuum carpeting and similar flooring.
  - (1) Frequency: Two (2) times per week, minimum.
- I. Removal: Properly remove the Office Trailer and contents from the Site upon completion of the Contract, or as directed by District in writing. Forthwith properly patch and repair affected areas; replace damaged items with new items. Carefully and properly inventory, clean, pack, store, and protect District property; submit District property to District at a date, time and location as directed by District.

END OF DOCUMENT

SECTION 01 66 00

**PRODUCT DELIVERY, STORAGE AND HANDLING**

**PART 1 - GENERAL**

**1.01 RELATED DOCUMENTS AND PROVISIONS**

All Contract Documents should be reviewed for applicable provisions related to the provisions in this document, including without limitation:

- A. General Conditions, including, without limitation, Site Access, Conditions and Requirements;
- B. Special Conditions.

**1.02 PRODUCTS**

- A. Products are as defined in the General Conditions.
- B. Contractor shall not use and/or reuse materials and/or equipment removed from existing Premises, except as specifically permitted by the Contract Documents.
- C. Contractor shall provide interchangeable components of the same manufacturer, for similar components.

**1.03 TRANSPORTATION AND HANDLING**

- A. Contractor shall transport and handle Products in accordance with manufacturer's instructions.
- B. Contractor shall promptly inspect shipments to confirm that Products comply with requirements, quantities are correct, and products are undamaged.
- C. Contractor shall provide equipment and personnel to handle Products by methods to prevent soiling, disfigurement, or damage.

**1.04 STORAGE AND PROTECTION**

- A. Contractor shall store and protect Products in accordance with manufacturer's instructions, with seals and labels intact and legible. Contractor shall store sensitive products in weather-tight, climate controlled enclosures.
- B. For exterior storage of fabricated Products, Contractor shall place on sloped supports, above ground.
- C. Contractor shall provide off-site storage and protection when Site does not permit on-site storage or protection.



- D. Contractor shall cover products subject to deterioration with impervious sheet covering and provide ventilation to avoid condensation.
- E. Contractor shall store loose granular materials on solid flat surfaces in a well-drained area and prevent mixing with foreign matter.
- F. Contractor shall provide equipment and personnel to store Products by methods to prevent soiling, disfigurement, or damage.
- G. Contractor shall arrange storage of Products to permit access for inspection and periodically inspect to assure Products are undamaged and are maintained under specified conditions.

**PART 2 – PRODUCTS Not Used.**

**PART 3 - EXECUTION Not Used.**

END OF DOCUMENT

**FIELD ENGINEERING**

**PART 1 - GENERAL**

**1.01 RELATED DOCUMENTS AND PROVISIONS:**

All Contract Documents should be reviewed for applicable provisions related to the provisions in this document, including without limitation:

- A. General Conditions, including, without limitation, Site Investigation, and Soils Investigation Report;
- B. Special Conditions;
- C. Site-Visit Certification.

**1.02 REQUIREMENTS INCLUDED:**

- A. Contractor shall provide and pay for field engineering services by a California-registered engineer, required for the project, including, without limitations:
  - (1) Survey work required in execution of the Project.
  - (2) Civil or other professional engineering services specified, or required to execute Contractor's construction methods.

**1.03 QUALIFICATIONS OF SURVEYOR OR ENGINEERS:**

Contractor shall only use a qualified licensed engineer or registered land surveyor, to whom District makes no objection.

**1.04 SURVEY REFERENCE POINTS:**

- A. Existing basic horizontal and vertical control points for the Project are those designated on the Drawings.
- B. Contractor shall locate and protect control points prior to starting Site Work and preserve all permanent reference points during construction. In addition Contractor shall:
  - (1) Make no changes or relocation without prior written notice to District and Architect.
  - (2) Report to District and Architect when any reference point is lost or destroyed, or requires relocation because of necessary changes in grades or locations.
  - (3) Require surveyor to replace Project control points based on original survey control that may be lost or destroyed.

**1.05 RECORDS:**

Contractor shall maintain a complete, accurate log of all control and survey work as it progresses.

**1.06 SUBMITTALS:**

- A. Contractor shall submit name and address of Surveyor and Professional Engineer to District and Architect prior to its/their work on the Project.
- B. On request of District and Architect, Contractor shall submit documentation to verify accuracy of field engineering work, at no additional cost to the District.
- C. Contractor shall submit a certificate signed by registered engineer or surveyor certifying that elevations and locations of improvements are in conformance or nonconformance with Contract Documents.

**PART 2 – PRODUCTS Not Used.**

**PART 3 - EXECUTION**

**3.01 COMPLIANCE WITH LAWS:**

Contractor is responsible for meeting all applicable codes, OSHA, safety and shoring requirements.

**3.02 NONCONFORMING WORK:**

Contractor is responsible for any re-surveying required by correction of nonconforming work.

END OF DOCUMENT

**CUTTING AND PATCHING**

**PART 1 – GENERAL**

**1.01 RELATED DOCUMENTS AND PROVISIONS:**

All Contract Documents should be reviewed for applicable provisions related to the provisions in this document, including without limitation:

- A. General Conditions, including, without limitation, Inspector, Inspections, and Tests, Integration of Work, Nonconforming Work, and Correction of Work, and Uncovering Work;
- B. Special Conditions;
- C. Hazardous Materials Procedures and Requirements;
- D. Hazardous Materials Certification;
- E. Lead-Based Paint Certification;
- F. Imported Materials Certification.

**1.02 CUTTING AND PATCHING:**

- A. Contractor shall be responsible for all cutting, fitting, and patching, including associated excavation and backfill, required to complete the Work or to:
  - (1) Make several parts fit together properly.
  - (2) Uncover portions of Work to provide for installation of ill-timed Work.
  - (3) Remove and replace defective Work.
  - (4) Remove and replace Work not conforming to requirements of Contract Documents.
  - (5) Remove Samples of installed Work as specified for testing.
  - (6) Provide routine penetrations of non-structural surfaces for installation of piping and electrical conduit.
  - (7) Attaching new materials to existing remodeling areas – including painting (or other finishes) to match existing conditions.
- B. In addition to Contract requirements, upon written instructions from the District, Contractor shall uncover Work to provide for observations of covered Work in accordance with the Contract Documents; remove samples of installed materials for testing as directed by District; and remove Work to provide for alteration of existing Work.

- C. Contractor shall not cut or alter Work, or any part of it, in such a way that endangers or compromises the integrity of the Work, the Project, or work of others.

**1.03 SUBMITTALS:**

- A. Prior to any cutting or alterations that may affect the structural safety of Project, or work of others, and well in advance of executing such cutting or alterations, Contractor shall submit written notice to District pursuant to the applicable notice provisions of the Contract Documents, requesting consent to proceed with the cutting or alteration, including the following:
  - (1) The work of the District or other trades.
  - (2) Structural value or integrity of any element of Project.
  - (3) Integrity or effectiveness of weather-exposed or weather-resistant elements or systems.
  - (4) Efficiency, operational life, maintenance or safety of operational elements.
  - (5) Visual qualities of sight-exposed elements.
- B. Contractor's Request shall also include:
  - (1) Identification of Project.
  - (2) Description of affected Work.
  - (3) Necessity for cutting, alteration, or excavations.
  - (4) Effects of Work on District, other trades, or structural or weatherproof integrity of Project.
  - (5) Description of proposed Work:
    - (a) Scope of cutting, patching, alteration, or excavation.
    - (b) Trades that will execute Work.
    - (c) Products proposed to be used.
    - (d) Extent of refinishing to be done.
  - (6) Alternates to cutting and patching.
  - (7) Cost proposal, when applicable.
  - (8) The scheduled date the Contractor intends to perform the Work and the duration of time to complete the Work.

- (9) Written permission of District or other District contractor(s) whose work will be affected.

#### **1.04 QUALITY ASSURANCE:**

- A. Contractor shall ensure that cutting, fitting, and patching shall achieve security, strength, weather protection, appearance for aesthetic match, efficiency, operational life, maintenance, safety of operational elements, and the continuity of existing fire ratings.
- B. Contractor shall ensure that cutting, fitting, and patching shall successfully duplicate undisturbed adjacent profiles, materials, textures, finishes, colors, and that materials shall match existing construction. Where there is dispute as to whether duplication is successful or has been achieved to a reasonable degree, the District's decision shall be final.

#### **1.05 PAYMENT FOR COSTS:**

- A. Cost caused by ill-timed or defective Work or Work not conforming to Contract Documents, including costs for additional services of the District, its consultants, including but not limited to the Construction Manager, the Architect, the Project Inspector(s), Engineers, and Agents, will be paid by Contractor and/or deducted from the Contract by the District.
- B. District shall only pay for cost of Work if it is part of the original Contract Price or if a change has been made to the contract in compliance with the provisions of the General Conditions. Cost of Work performed upon instructions from the District, other than defective or nonconforming Work, will be paid by District on approval of written Change Order. Contractor shall provide written cost proposals prior to proceeding with cutting and patching.

### **PART 2 - PRODUCTS**

#### **2.01 MATERIALS:**

- A. Contractor shall provide for replacement and restoration of Work removed. Contractor shall comply with the Contract Documents and with the Industry Standard(s), for the type of Work, and the Specification requirements for each specific product involved. If not specified, Contractor shall first recommend a product of a manufacturer or appropriate trade association for approval by the District.
- B. Materials to be cut and patched include those damaged by the performance of the Work.

### **PART 3 – EXECUTION**

#### **3.01 INSPECTION:**

- A. Contractor shall inspect existing conditions of the Site and the Work, including elements subject to movement or damage during cutting and patching, excavating and backfilling. After uncovering Work, Contractor shall inspect conditions affecting installation of new products.

- B. Contractor shall report unsatisfactory or questionable conditions in writing to District as indicated in the General Conditions and shall proceed with Work as indicated in the General Conditions by District.

**3.02 PREPARATION:**

- A. Contractor shall provide shoring, bracing and supports as required to maintain structural integrity for all portions of the Project, including all requirements of the Project.
- B. Contractor shall provide devices and methods to protect other portions of Project from damage.
- C. Contractor shall, provide all necessary protection from weather and extremes of temperature and humidity for the Project, including without limitation, any work that may be exposed by cutting and patching Work. Contractor shall keep excavations free from water.

**3.03 ERECTION, INSTALLATION AND APPLICATION:**

- A. With respect to performance, Contractor shall:
  - (1) Execute fitting and adjustment of products to provide finished installation to comply with and match specified tolerances and finishes.
  - (2) Execute cutting and demolition by methods that will prevent damage to other Work, and provide proper surfaces to receive installation of repairs and new Work.
  - (3) Execute cutting, demolition excavating, and backfilling by methods that will prevent damage to other Work and damage from settlement.
- B. Contractor shall employ original installer or fabricator to perform cutting and patching for:
  - (1) Weather-exposed surfaces and moisture-resistant elements such as roofing, sheet metal, sealants, waterproofing, and other trades.
  - (2) Sight-exposed finished surfaces.
- C. Contractor shall execute fitting and adjustment of products to provide a finished installation to comply with specified products, functions, tolerances, and finishes as shown or specified in the Contract Documents including, without limitation, the Drawings and Specifications.
- D. Contractor shall fit Work airtight to pipes, sleeves, ducts, conduit, and other penetrations through surfaces. Contractor shall conform to all Code requirements for penetrations or the Drawings and Specifications, whichever calls for a higher quality or more thorough requirement. Contractor shall maintain integrity of both rated and non-rated fire walls, ceilings, floors, etc.
- E. Contractor shall restore Work which has been cut or removed. Contractor shall install new products to provide completed Work in accordance with

requirements of the Contract Documents and as required to match surrounding areas and surfaces.

- F. Contractor shall refinish all continuous surfaces to nearest intersection as necessary to match the existing finish to any new finish.

END OF DOCUMENT



**SECTION 01 74 19A**  
**CONTRACTOR'S CONSTRUCTION WASTE AND RECYCLING PLAN**

*(Submit After Award of Contract and Prior to Start of Work)*

Project Title:		
Contract or Work Order No.:		
Contractor's Name:		
Street Address:		
City:	State:	Zip:
Phone: ( )	Fax: ( )	
E-Mail Address:		
Prepared by: (Print Name)		

Date Submitted:		
Project Period:	From:	TO:

**Reuse, Recycling or Disposal Processes To Be Used**

*Describe the types of recycling processes or disposal activities that will be used for material generated in the project. Indicate the type of process or activity by number, types of materials, and estimated quantities that will be recycled or disposed in the sections below:*

- 01 - Reuse of building materials or salvage items on site (i.e. crushed base or red clay brick)
- 02 - Salvaging building materials or salvage items at an off site salvage or re-use center (i.e. lighting, fixtures)
- 03 - Recycling source separated materials on site (i.e. crushing asphalt/concrete for reuse or grinding for mulch)
- 04 - Recycling source separated materials at an off site recycling center (i.e. scrap metal or green matls)
- 05 - Recycling commingled loads of C&D matls at an off site mixed debris recycling center or transfer station
- 06 - Recycling material as Alternative Daily Cover at landfills
- 07 - Delivery of soils or mixed inerts to an inert landfill for disposal (inert fill).
- 08 - Disposal at a landfill or transfer station.
- 09 - Other (please describe)

**Types of Material To Be Generated**

*Use these codes to indicate the types of material that will be generated on the project*

- |   |                     |                  |                          |                 |
|---|---------------------|------------------|--------------------------|-----------------|
| A = Asphalt                             | C = Concrete        | M = Metals       | I = Mixed Inert          | G = Green Matls |
| D = Drywall                             | P/C=Paper/Cardboard | W/C = Wire/Cable | S= Soils (Non Hazardous) |                 |
| M/C = Miscellaneous Construction Debris | R = Reuse/Salvage   | W = Wood         | O = Other (describe)     |                 |

Facilities Used: Provide Name of Facility and Location (City)

Total Truck Loads: Provide Number of Trucks Hauled from Site During Reporting Period

Total Quantities: If scales are available at sites, report in tons. If not, quantify by cubic yards. For salvage/reuse items, quantify by estimated weight (or units).

**SECTION I - RE-USED/RECYCLED MATERIALS**

*Include all recycling activities for source separated or mixed material recycling centers where recycling will occur.*

Type of Material	Type of Activity	Facility to be Used/Location	Total Truck Loads	Total Quantities		
				Tons	Cubic YD	Other Wt.
(ex.) M	04	ABC Metals, Los Angeles	24	355		
<b>a. Total Diversion</b>			0	0	0	0

**SECTION 01 74 19A  
CONTRACTOR'S CONSTRUCTION WASTE AND RECYCLING PLAN**

Continued

SECTION II - DISPOSED MATERIALS						
<i>Include all disposal activities for landfills, transfer stations, or inert landfills where no recycling will occur.</i>						
Type of Material	Type of Activity	Facility to be Used/Location	Total Truck Loads	Total Quantities		
				Tons	Cubic YD	Other Wt.
(ex.) D	08	DEF Landfill, Los Angeles	2	35		
b. Total Disposal				0	0	0

SECTION III - TOTAL MATERIALS GENERATED						
<i>This section calculates the total materials to be generated during the project period (Reuse/Recycle + Disposal = Generation)</i>						
				Tons	Cubic YD	Other Wt.
a. Total Reused/Recycled				0	0	0
b. Total Disposed				0	0	0
c. Total Generated				0	0	0

SECTION IV - CONTRACTOR'S LANDFILL DIVERSION RATE CALCULATION						
<i>Add totals from Section I + Section II</i>						
			Tons	Cubic Yards	Other Wt.	
a. Materials Re-Used and Recycled			0			
b. Materials Disposed			0			
c. Total Materials Generated (a. + b. = c.)			0	0	0	
d. Landfill Diversion Rate (Tons Only)*			#DIV/0!			

\* Use tons only to calculate recycling percentages:  $Tons\ Reused/Recycled/Tons\ Generated = \% \text{ Recycled}$

Contractor's Comments (Provide any additional information pertinent to planned reuse, recycling, or disposal activities):

Notes:

- Section 01151A is a Division 01 General Requirement under CSI MasterFormat 1998 Edition.  
For CSI MasterFormat 2004 Edition, this Section may be renumbered as follows:  
Under Division 00, Procurement and Contracting Requirements, Project Forms 00 60 00  
Use: Section 00 62 22 Construction Waste Diversion Plan
- Suggested Conversion Factors: From Cubic Yards to Tons (Use when scales are not available)  
Asphalt: .61 (ex. 1000 CY Asphalt = 610 tons. Applies to broken chunks of asphalt)  
Concrete: .93 (ex. 1000 CY Concrete = 930 tons. Applies to broken chunks of concrete)  
Ferrous Metals: .22 (ex. 1000 CY Ferrous Metal = 220 tons)  
Non-Ferrous Metals: .10 (ex. 1000 CY Non-Ferrous Metals = 100 tons)  
Drywall Scrap: .20  
Wood Scrap: .16

**SECTION 01 74 19B**  
**CONTRACTOR'S REUSE, RECYCLING, AND DISPOSAL REPORT**

*(Submit With Each Progress Payment)*

Project Title:		
Contract or Work Order No.:		
Contractor's Name:		
Street Address:		
City:	State:	Zip:
Phone: ( )	Fax: ( )	
E-Mail Address:		
Prepared by: (Print Name)		

Date Submitted:		
Period Covered:	From:	To:

**Reuse, Recycling or Disposal Processes Used**

*Describe the types of recycling processes or disposal activities used for material generated in the project. Indicate the type of process or activity by number, types of materials, and quantities that were recycled or disposed in the sections below:*

01 - Reuse of building materials or salvage items on site (i.e. crushed base or red clay brick)  
 02 - Salvaging building materials or salvage items at an off site salvage or re-use center (i.e. lighting, fixtures)  
 03 - Recycling source separated materials on site (i.e. crushing asphalt/concrete for reuse or grinding for mulch)  
 04 - Recycling source separated materials at an off site recycling center (i.e. scrap metal or green mats)  
 05 - Recycling commingled loads of C&D mats at an off site mixed debris recycling center or transfer station  
 06 - Recycling material as Alternative Daily Cover at landfills  
 07 - Delivery of soils or mixed inerts to an inert landfill for disposal (inert fill).  
 08 - Disposal at a landfill or transfer station.  
 09 - Other (please describe)

**Types of Material Generated**

*Use these codes to indicate the types of material that were generated on the project*

A = Asphalt      C = Concrete      M = Metals      I = Mixed Inert      G = Green Mats  
 D = Drywall      P/C=Paper/Cardboard      W/C = Wire/Cable      S= Soils (Non Hazardous)  
 M/C = Miscellaneous Construction Debris      R = Reuse/Salvage      W = Wood      O = Other (describe)

Facilities Used: Provide Name of Facility and Location (City)

Total Truck Loads: Provide Number of Trucks Hauled from Site During Reporting Period

Total Quantities: If scales are available at sites, report in tons. If not, quantify by cubic yards. For salvage/reuse items, quantify by estimated weight (or units).

**SECTION I - RE-USED/RECYCLED MATERIALS**

*Include all recycling activities for source separated or mixed material recycling centers where recycling occurred.*

Type of Material	Type of Activity	Facilities Used/Location	Total Truck Loads	Total Quantities		
				Tons	Cubic YD	Other Wt.
(ex.) M	04	ABC Metals, Los Angeles	24	355		
<b>a. Total Diversion</b>			0	0	0	0



**ALTERATION PROJECT PROCEDURES**

**PART 1 – GENERAL**

**1.01 RELATED DOCUMENTS AND PROVISIONS:**

All Contract Documents should be reviewed for applicable provisions related to the provisions in this document, including without limitation:

- A. General Conditions, including, without limitation, Integration of Work, Purchase of Materials and Equipment, Uncovering of Work and Non-conforming Work and Correction of Work and Trenches;
- B. Special Conditions.

**PART 2 - PRODUCTS**

**2.01 PRODUCTS FOR PATCHING AND EXTENDING WORK:**

- A. New Materials: As specified in the Contract Documents including, without limitation, in the Specifications, Contractor shall match existing products, conditions, and work for patching and extending work.
- B. Type and Quality of Existing Products: Contractor shall determine by inspection, by testing products where necessary, by referring to existing conditions and to the Work as a standard.

**PART 3 - EXECUTION**

**3.01 EXAMINATION:**

- A. Contractor shall verify that demolition is complete and that areas are ready for installation of new Work.
- B. By beginning restoration Work, Contractor acknowledges and accepts the existing conditions.

**3.02 PREPARATION:**

- A. Contractor shall cut, move, or remove items as necessary for access to alterations and renovation Work. Contractor shall replace and restore these at completion.
- B. Contractor shall remove unsuitable material not as salvage unless otherwise indicated in the Contract Documents. Unsuitable material may include, without limitation, rotted wood, corroded metals, and deteriorated masonry and concrete. Contractor shall replace materials as specified for finished Work.

- C. Contractor shall remove debris and abandoned items from all areas of the Site and from concealed spaces.
- D. Contractor shall prepare surface and remove surface finishes to provide for proper installation of new Work and finishes.
- E. Contractor shall close openings in exterior surfaces to protect existing work from weather and extremes of temperature and humidity. Contractor shall insulate ductwork and piping to prevent condensation in exposed areas. Contractor shall insulate building cavities for thermal and/or acoustical protection, as detailed.

### **3.03 INSTALLATION:**

- A. Contractor shall coordinate Work of all alternations and renovations to expedite completion and to accommodate District occupancy.
- B. Designated Areas and Finishes: Contractor shall complete all installations in all respects, including operational, mechanical work and electrical work.
- C. Contractor shall remove, cut, and patch Work in a manner to minimize damage and to provide a means of restoring Products and finishes to original or specified condition.
- D. Contractor shall refinish visible existing surfaces to remain in renovated rooms and spaces, to specified condition for each material, with a neat and square or straight transition to adjacent finishes.
- E. Contractor shall install products as specified in the Contract Documents, including without limitation, the Specifications.

### **3.04 TRANSITIONS:**

- A. Where new Work abuts or aligns with existing, Contractor shall perform a smooth and even transition. Patched Work must match existing adjacent work in texture and appearance.
- B. When finished surfaces are cut so that a smooth transition with new Work is not possible, Contractor shall terminate existing surface along a straight line at a natural line of division and make a recommendation for resolution to the District and the Architect for review and approval.

### **3.05 ADJUSTMENTS:**

- A. Where removal of partitions or walls results in adjacent spaces becoming one, Contractor shall rework floors, walls, and ceilings to a smooth plane without breaks, steps, or bulkheads.
- B. Where a change of plane of 1/4 inch or more occurs, Contractor shall submit a recommendation for providing a smooth transition to the District and the Architect for review and approval.

- C. Contractor shall trim and seal existing wood doors and shall trim and paint metal doors as necessary to clear new floor finish and refinish trim as required.
- D. Contractor shall fit Work at penetrations of surfaces.

**3.06 REPAIR OF DAMAGED SURFACES:**

- A. Contractor shall patch or replace portions of existing surfaces, which are damaged, lifted, discolored, or showing other imperfections, in the area where the Work is performed.
- B. Contractor shall repair substrate prior to patching finish.

**3.07 CULTIVATED AREAS AND OTHER SURFACE IMPROVEMENTS:**

- A. Cultivated or planted areas and other surface improvements which are damaged by actions of the Contractor shall be restored by Contractor to their original condition or better, where indicated.
- B. Contractor shall protect and replace, if damaged, all existing guard posts, barricades, and fences.
- C. Contractor shall give special attention to avoid damaging or killing trees, bushes and/or shrubs on the Premises and/or identified in the Contract Documents, including without limitation, the Drawings.

**3.08 FINISHES:**

- A. Contractor shall finish surfaces as specified in the Contract Documents, including without limitations, the provisions of all Divisions of the Specifications.
- B. Contractor shall finish patches to produce uniform finish and texture over entire area. When finish cannot be matched, Contractor shall refinish entire surface to nearest intersections.

**3.09 CLEANING:**

- A. Contractor shall continually clean the Site and the Premises as indicated in the Contract Documents, including without limitation, the provisions in the General Conditions and the Specifications regarding cleaning.

END OF DOCUMENT

**CONTRACT CLOSEOUT AND FINAL CLEANING**

**PART 1 - GENERAL**

**1.01 RELATED DOCUMENTS AND PROVISIONS**

All Contract Documents should be reviewed for applicable provisions related to the provisions in this document, including without limitation:

- A. General Conditions, including, without limitation, Completion of Work;
- B. Special Conditions;
- C. Temporary Facilities and Controls.

**1.02 CLOSEOUT PROCEDURES**

Contractor shall comply with all closeout provisions as indicated in the General Conditions.

**1.03 FINAL CLEANING**

- A. Contractor shall execute final cleaning prior to final inspection.
- B. Contractor shall clean interior and exterior glass and all surfaces exposed to view; remove temporary labels, tape, stains, and foreign substances, polish transparent and glossy surfaces, wax and polish new vinyl floor surfaces, vacuum carpeted and soft surfaces.
- C. Contractor shall clean equipment and fixtures to a sanitary condition.
- D. Contractor shall replace filters of operating equipment.
- E. Contractor shall clean debris from roofs, gutters, down spouts, and drainage systems.
- F. Contractor shall clean Site, sweep paved areas, and rake clean landscaped surfaces.
- G. Contractor shall remove waste and surplus materials, rubbish, and construction facilities from the Site and surrounding areas.

**1.04 ADJUSTING**

Contractor shall adjust operating products and equipment to ensure smooth and unhindered operation.



### **1.05 RECORD DOCUMENTS AND SHOP DRAWINGS**

- A. Contractor shall legibly mark each item to record actual construction, including:
  - (1) Measured depths of foundation in relation to finish floor datum.
  - (2) Measured horizontal and vertical locations of underground utilities and appurtenances, referenced to permit surface improvements.
  - (3) Measured locations of internal utilities and appurtenances concealed in construction, referenced to visible and accessible features of the Work.
  - (4) Field changes of dimension and detail.
  - (5) Details not on original Contract Drawings
  - (6) Changes made by modification(s).
  - (7) References to related Shop Drawings and modifications.
- B. Contractor will provide one set of Record Drawings to District.
- C. Contractor shall submit all required documents to District and/or Architect prior to or with its final Application for Payment.

### **1.06 INSTRUCTION OF DISTRICT PERSONNEL**

- A. Before final inspection, at agreed upon times, Contractor shall instruct District's designated personnel in operation, adjustment, and maintenance of products, equipment, and systems.
- B. For equipment requiring seasonal operation, Contractor shall perform instructions for other seasons within six months or by the change of season.
- C. Contractor shall use operation and maintenance manuals as basis for instruction. Contractor shall review contents of manual with personnel in detail to explain all aspects of operation and maintenance.
- D. Contractor shall prepare and insert additional data in Operation and Maintenance Manual when the need for such data becomes apparent during instruction.
- E. Contractor shall review contents of manual with personnel in detail to explain all aspects of operation and maintenance.

### **1.07 SPARE PARTS AND MAINTENANCE MATERIALS**

- A. Contractor shall provide products, spare parts, maintenance, and extra materials in quantities specified in the Specifications and in Manufacturer's recommendations.

- B. Contractor shall provide District with all required Operation and Maintenance Data at one time. Partial or piecemeal submissions of Operation and Maintenance Data will not be accepted.

**PART 2 – PRODUCTS Not Used.**

**PART 3 – EXECUTION Not Used.**

END OF DOCUMENT

**OPERATION AND MAINTENANCE DATA**

**PART 1 – GENERAL**

**1.01 RELATED DOCUMENTS AND PROVISIONS:**

All Contract Documents should be reviewed for applicable provisions related to the provisions in this document, including without limitation:

- A. General Conditions, including, without limitation, Completion of the Work;
- B. Special Conditions.

**1.02 QUALITY ASSURANCE:**

Contractor shall prepare instructions and data by personnel experienced in maintenance and operation of described products.

**1.03 FORMAT:**

- A. Contractor shall prepare data in the form of an instructional manual entitled "OPERATIONS AND MAINTENANCE MANUAL & INSTRUCTIONS" ("Manual").
- B. Binders: Contractor shall use commercial quality, 8-1/2 by 11 inch, three-side rings, with durable plastic covers; two inch maximum ring size. When multiple binders are used, Contractor shall correlate data into related consistent groupings.
- C. Cover: Contractor shall identify each binder with typed or printed title "OPERATION AND MAINTENANCE MANUAL & INSTRUCTIONS"; and shall list title of Project and identify subject matter of contents.
- D. Contractor shall arrange content by systems process flow under section numbers and sequence of Table of Contents of the Contract Documents.
- E. Contractor shall provide tabbed fly leaf for each separate product and system, with typed description of product and major component parts of equipment.
- F. Text: The content shall include Manufacturer's printed data, or typewritten data on 24 pound paper.
- G. Drawings: Contractor shall provide with reinforced punched binder tab and shall bind in with text; folding larger drawings to size of text pages.

**1.04 CONTENTS, EACH VOLUME:**

- A. Table of Contents: Contractor shall provide title of Project; names, addresses, and telephone numbers of the Architect, any engineers, subconsultants, Subcontractor(s), and Contractor with name of responsible parties; and schedule of products and systems, indexed to content of the volume.

- B. For Each Product or System: Contractor shall list names, addresses, and telephone numbers of Subcontractor(s) and suppliers, including local source of supplies and replacement parts.
- C. Product Data: Contractor shall mark each sheet to clearly identify specific products and component parts, and data applicable to installation. Delete inapplicable information.
- D. Drawings: Contractor shall supplement product data to illustrate relations of component parts of equipment and systems, to show control and flow diagrams. Contractor shall not use Project Record Documents as maintenance drawings.
- E. Text: Contractor shall include any and all information as required to supplement product data. Contractor shall provide logical sequence of instructions for each procedure, incorporating manufacturer's instructions.
- F. Warranties and Bonds: Contractor shall bind in one copy of each.

#### **1.05 MANUAL FOR MATERIALS AND FINISHES:**

- A. Building Products, Applied Materials, and Finishes: Contractor shall include product data, with catalog number, size, composition, and color and texture designations. Contractor shall provide information for re-ordering custom manufactured products.
- B. Instructions for Care and Maintenance: Contractor shall include Manufacturer's recommendations for cleaning agents and methods, precautions against detrimental agents and methods, and recommended schedule for cleaning and maintenance.
- C. Moisture Protection and Weather Exposed Products: Contractor shall include product data listing applicable reference standards, chemical composition, and details of installation. Contractor shall provide recommendations for inspections, maintenance, and repair.
- D. Additional Requirements: Contractor shall include all additional requirements as specified in the Specifications.
- E. Contractor shall provide a listing in Table of Contents for design data, with tabbed fly sheet and space for insertion of data.

#### **1.06 MANUAL FOR EQUIPMENT AND SYSTEMS:**

- A. Each Item of Equipment and Each System: Contractor shall include description of unit or system, and component parts and identify function, normal operating characteristics, and limiting conditions. Contractor shall include performance curves, with engineering data and tests, and complete nomenclature, and commercial number of replaceable parts.
- B. Panelboard Circuit Directories: Contractor shall provide electrical service characteristics, controls, and communications.

- C. Contractor shall include color coded wiring diagrams as installed.
- D. Operating Procedures: Contractor shall include start-up, break-in, and routine normal operating instructions and sequences. Contractor shall include regulation, control, stopping, shut-down, and emergency instructions. Contractor shall include summer, winter, and any special operating instructions.
- E. Maintenance Requirements: Contractor shall include routine procedures and guide for trouble-shooting; disassembly, repair, and reassembly instructions; and alignment, adjusting, balancing, and checking instructions.
- F. Contractor shall provide servicing and lubrication schedule, and list of lubricants required.
- G. Contractor shall include manufacturer's printed operation and maintenance instructions.
- H. Contractor shall include sequence of operation by controls manufacturer.
- I. Contractor shall provide original manufacturer's parts list, illustrations, assembly drawings, and diagrams required for maintenance.
- J. Contractor shall provide control diagrams by controls manufacturer as installed.
- K. Contractor shall provide Contractor's coordination drawings, with color coded piping diagrams as installed.
- L. Contractor shall provide charts of valve tag numbers, with location and function of each valve, keyed to flow and control diagrams.
- M. Contractor shall provide list of original manufacturer's spare parts, current prices, and recommended quantities to be maintained in storage.
- N. Additional Requirements: Contractor shall include all additional requirements as specified in Specification(s).
- O. Contractor shall provide a listing in Table of Contents for design data, with tabbed fly sheet and space for insertion of data.

**1.07 SUBMITTAL:**

- A. Contractor shall submit to the District for review two (2) copies of preliminary draft or proposed formats and outlines of the contents of the Manual within thirty (30) days of Contractor's start of Work.
- B. For equipment, or component parts of equipment put into service during construction and to be operated by District, Contractor shall submit draft content for that portion of the Manual within ten (10) days after acceptance of that equipment or component.

- C. Contractor shall submit two (2) copies of a complete Manual in final form prior to final Application for Payment. Copy will be returned with Architect/Engineer comments. Contractor must revise the content of the Manual as required by District prior to District's approval of Contractor's final Application for Payment.
- D. Contractor must submit two (2) copies of revised Manual in final form within ten (10) days after final inspection.

**PART 2 – PRODUCTS Not Used.**

**PART 3 – EXECUTION Not Used.**

END OF DOCUMENT

**WARRANTIES**

**PART 1 - GENERAL**

**1.01 RELATED DOCUMENTS AND PROVISIONS**

All Contract Documents should be reviewed for applicable provisions related to the provisions in this document, including without limitation:

- A. General Conditions, including, without limitation, Warranty/Guarantee Information;
- B. Special Conditions.

**1.02 FORMAT**

- A. Binders: Contractor shall use commercial quality, 8-1/2 by 11 inch, three-side rings, with durable plastic covers; two inch maximum ring size.
- B. Cover: Contractor shall identify each binder with typed or printed title "WARRANTIES" and shall list title of Project.
- C. Table of Contents: Contractor shall provide title of Project; name, address, and telephone number of Contractor and equipment supplier; and name of responsible principal. Contractor shall identify each item with the number and title of the specific Specification, document, provision, or section in which the name of the product or work item is specified.
- D. Contractor shall separate each warranty with index tab sheets keyed to the Table of Contents listing, providing full information and using separate typed sheets as necessary. Contractor shall list each applicable and/or responsible Subcontractor(s), supplier(s), and/or manufacturer(s), with name, address, and telephone number of each responsible principal(s).

**1.03 PREPARATION:**

- A. Contractor shall obtain warranties, executed in duplicate by each applicable and/or responsible subcontractor(s), supplier(s), and manufacturer(s), within ten (10) days after completion of the applicable item or work. Except for items put into use with District's permission, Contractor shall leave date of beginning of time of warranty blank until the date of completion is determined.
- B. Contractor shall verify that documents are in proper form, contain full information, and are notarized, when required.
- C. Contractor shall co-execute submittals when required.
- D. Contractor shall retain warranties until time specified for submittal.

**1.04 TIME OF SUBMITTALS:**

- A. For equipment or component parts of equipment put into service during construction with District's permission, Contractor shall submit a draft warranty for that equipment or component within ten (10) days after acceptance of that equipment or component.
- B. Contractor shall submit for District approval all warranties and related documents within ten (10) days after date of completion. Contractor must revise the warranties as required by the District prior to District's approval of Contractor's final Application for Payment.
- C. For items of work delayed beyond date of completion, Contractor shall provide an updated submittal within ten (10) days after acceptance, listing the date of acceptance as start of warranty period.

**PART 2 - PRODUCTS Not Used.**

**PART 3 – EXECUTION Not Used.**

END OF DOCUMENT



**RECORD DOCUMENTS**

**PART 1 - GENERAL**

**1.01 RELATED DOCUMENTS AND PROVISIONS:**

All Contract Documents should be reviewed for applicable provisions related to the provisions in this document, including without limitation:

- A. General Conditions, including, without limitation, Documents on Work;
- B. Special Conditions.

**PART 2 - RECORD DRAWINGS**

**2.01 GENERAL:**

- A. As indicated in the Contract Documents, the District will provide Contractor with one set of reproducible, full size original Contract Drawings (mylars).
- B. Contractor shall maintain at each Project Site one set of marked-up plans and shall transfer all changes and information to those marked-up plans, as often as required in the Contract Documents, but in no case less than once each month. Contractor shall submit to the Project Inspector one set of reproducible vellums of the Project Record Drawings ("As-Builts") showing all changes incorporated into the Work since the preceding monthly submittal. The As-Builts shall be available at the Project Site. The Contractor shall submit reproducible vellums at the conclusion of the Project following review of the blueline prints.
- C. Label and date each Record Drawing "RECORD DOCUMENT" in legibly printed letters.
- D. All deviations in construction, including but not limited to pipe and conduit locations and deviations caused by without limitation Change Orders, Construction Claim Directives, RFI's, and Addenda, shall be accurately and legibly recorded by Contractor.
- E. Locations and changes shall be done by Contractor in a neat and legible manner and, where applicable, indicated by drawing a "cloud" around the changed or additional information.

**2.02 RECORD DRAWING INFORMATION:**

- A. Contractor shall record the following information:
  - (1) Locations of Work buried under or outside each building, including, without limitation, all utilities, plumbing and electrical lines, and conduits.

- (2) Actual numbering of each electrical circuit to match panel schedule.
- (3) Locations of significant Work concealed inside each building whose general locations are changed from those shown on the Contract Drawings.
- (4) Locations of all items, not necessarily concealed, which vary from the Contract Documents.
- (5) Installed location of all cathodic protection anodes.
- (6) Deviations from the sizes, locations, and other features of installations shown in the Contract Documents.
- (7) Locations of underground work, points of connection with existing utilities, changes in direction, valves, manholes, catch basins, capped stubouts, invert elevations, etc.
- (8) Sufficient information to locate Work concealed in each building with reasonable ease and accuracy.

In some instances, this information may be recorded by dimension. In other instances, it may be recorded in relation to the spaces in the building near which it was installed.

- B. Contractor shall provide additional drawings as necessary for clarification.
- C. Contractor shall provide reproducible record drawings, made from final Shop Drawings marked "No Exceptions Taken" or "Approved as Noted."
- D. After review and approval of the marked-up specifications by the Project Inspector, Contractor shall provide electronic copies of the drawings (in PDF format) with one file with all of the sheets and one set of individual sheet files at the conclusion of the Project.

### **PART 3 - RECORD SPECIFICATIONS**

#### **3.01 GENERAL:**

- A. Contractor shall mark each section legibly to record manufacturer, trade name, catalog number, and supplier of each Product and item of equipment actually installed.
- B. After review and approval of the marked-up specifications by the Project Inspector, Contractor shall provide one electronic copy of the specifications (in PDF format) at the conclusion of the Project.

### **PART 4 - MAINTENANCE OF RECORD DOCUMENTS**

#### **4.01 GENERAL**

- A. Contractor shall store Record Documents apart from documents used for construction as follows:

- (1) Provide files and racks for storage of Record Documents.
- (2) Maintain Record Documents in a clean, dry, legible condition and in good order.

B. Contractor shall not use Record Documents for construction purposes.

**PART 5 – PRODUCTS Not Used.**

END OF DOCUMENT

## INDEX

### **DIVISION 00 – PROCUREMENT AND CONTRACTING REQUIREMENTS**

Per BCSD

### **DIVISION 01 - GENERAL REQUIREMENTS**

01 33 00	Submittals
01 41 00	Regulatory Requirements
01 45 00	Quality Control
01 74 19	Construction Waste Management
01 74 19A	Contractor's Construction Waste Recycling Plan
01 74 19B	Contractor's Reuse, Recycling and Disposal Report

### **DIVISION 02 - EXISTING CONDITIONS**

02 42 00	Minor Demolition for Remodeling
----------	---------------------------------

### **DIVISION 03 - CONCRETE**

03 10 00	Concrete Work
03 21 00	Reinforcing Steel

### **DIVISION 04 - MASONRY**

NOT USED

### **DIVISION 05 - METALS**

05 52 13	Pipe Handrails
----------	----------------

### **DIVISION 06 - WOOD, PLASTICS AND COMPOSITES**

06 10 00	Rough Carpentry
06 20 00	Finish Carpentry
06 22 00.02	Millwork and Cabinets

### **DIVISION 07 - THERMAL & MOISTURE PROTECTION**

07 21 10	Insulation
07 57 00.03	Sprayed Polyurethane Roofing System
07 91 00	Caulkings and Sealants

### **DIVISION 08 - OPENINGS**

08 11 10	Metal Doors and Frames
08 14 20	Wood Doors
08 41 13	Aluminum Entrances and Storefront
08 71 00	Finish Hardware
08 81 00	Glass and Glazing

### **DIVISION 09 - FINISHES**

09 21 00	Lathing and Plastering
09 25 13	Exterior Plaster Finishing System
09 26 00	Veneer Plaster
09 30 00	Tile Work
09 53 23	Acoustic Tile
09 65 16	Resilient Flooring and Rubber Topset Base
09 91 00	Painting

### **DIVISION 10 – SPECIALTIES**

10 14 19	Signs
10 21 13.16	Solid Plastic Toilet and Shower Stalls
10 28 13	Toilet and bath Accessories

**DIVISION 11 – EQUIPMENT**

NOT USED

**DIVISION 12 – FURNISHINGS**

NOT USED

**DIVISION 13 - SPECIAL CONSTRUCTION**

NOT USED

**DIVISION 14 - CONVEYING SYSTEMS**

NOT USED

**DIVISION 21 - FIRE SUPPRESSION**

NOT USED

**DIVISION 22 – PLUMBING**

22 00 00 Plumbing

**DIVISION 23 - HEATING, VENTILATING AND AIR CONDITIONING (HVAC)**

23 00 00 Heating, Ventilating and Air Conditioning (HVAC)

**DIVISION 26 – ELECTRICAL**

26 01 00 Electrical Scope and General Requirements

26 22 00 Low Voltage General Purpose Transformers

**DIVISION 28 – FIRE ALARM SYSTEM**

28 31 11 Fire Alarm System

**DIVISION 31 – EARTHWORK**

31 20 00 Earthwork

**DIVISION 32 – EXTERIOR IMPROVEMENTS**

32 05 13.01 Termite Control

32 05 13.02 Vegetation Control

32 13 13 Concrete Paving

32 31 13.03 Chain Link Privacy Slats

**DIVISION 33 – UTILITIES**

NOT USED

**SUMMARY OF WORK**

**PART 1 - GENERAL**

**1.01 RELATED DOCUMENTS AND PROVISIONS**

All Contract Documents should be reviewed for applicable provisions related to the provisions in this document, including without limitation:

- A. General Conditions, including, without limitation, Site Access Conditions and Requirements;
- B. Special Conditions.

**1.02 SUMMARY OF WORK COVERED BY CONTRACT DOCUMENTS**

- A. The Work of this Contract consists of the following:

Selective demolition and construction necessary for the Modernization to existing school buildings, including associated civil, architectural, structural, plumbing, mechanical and/or electrical work as indicated in the Drawings and Specifications. Generally, these categories of work involve new finishes, adaptive re-use and modification of certain selected areas, new cabinetry, handicap accessibility retrofits, re-roofing, and adding HVAC to instructional areas, library and administrative areas and pertain to changing and expanding selected infrastructure utilities, and extensive modifications. The Project will involve the "phasing" and barricading of work areas as indicated on the Plans and enumerated in these Specifications.

More specifically;

General Alterations to Roosevelt Elementary School Building #'s A, B, C, D & E - to include but not limited to, interior demolition of ; non-bearing walls, fire alarm, lighting, plumbing, HVAC, ceiling finishes etc as required for the installation of ; all non-bearing walls, fire alarm, plumbing, HVAC, roofing, ceilings, lighting, interior finishes, doors and hardware etc. The structural scope is sistering the existing 2x roof joists to handle the load of the added HVAC unit to the roof deck.

**1.03 CONTRACTS**

- A. Perform the Work under a single, fixed-price Contract.

**1.04 WORK BY OTHERS**

- A. Work on the Project that will be performed and completed prior to the start of the Work of this Contract:

**[FILL IN OR MODIFY AS APPROPRIATE]**

- (1) Asbestos removal/abatement.

- (2) Lead paint removal/abatement.
- B. Work on the Project that will be performed by others concurrent with the Work of this Contract:
  - (1) \_\_\_\_\_
  - (2) \_\_\_\_\_

**1.05 CODES, REGULATIONS, AND STANDARDS**

- A. The codes, regulations, and standards adopted by the state and federal agencies having jurisdiction shall govern minimum requirements for this Project. Where codes, regulations, and standards conflict with the Contract Documents, these conflicts shall be brought to the immediate attention of the District and the Architect.
- B. Codes, regulations, and standards shall be as published effective as of date of bid opening, unless otherwise specified or indicated.

**1.06 PROJECT RECORD DOCUMENTS**

- A. Contractor shall maintain on Site one set of the following record documents; Contractor shall record actual revisions to the Work:
  - (1) Contract Drawings.
  - (2) Specifications.
  - (3) Addenda.
  - (4) Change Orders and other modifications to the Contract.
  - (5) Reviewed shop drawings, product data, and samples.
  - (6) Field test records.
  - (7) Inspection certificates.
  - (8) Manufacturer's certificates.
- B. Contractor shall store Record Documents separate from documents used for construction. Provide files, racks, and secure storage for Record Documents and samples.
- C. Contractor shall record information concurrent with construction progress.
- D. Specifications: Contractor shall legibly mark and record at each product section of the Specifications the description of the actual product(s) installed, including the following:
  - (1) Manufacturer's name and product model and number.

- (2) Product substitutions or alternates utilized.
- (3) Changes made by Addenda and Change Orders and written directives.

#### **1.07 EXAMINATION OF EXISTING CONDITIONS**

- A. Contractor shall be held to have examined the Project Site and acquainted itself with the conditions of the Site and of the streets or roads approaching the Site.
- B. Prior to commencement of Work, Contractor shall survey the Site and existing buildings and improvements to observe existing damage and defects such as cracks, sags, broken, missing or damaged glazing, other building elements and Site improvements, and other damage.
- C. Should Contractor observe cracks, sags, and other damage to and defects of the Site and adjacent buildings, paving, and other items not indicated in the Contract Documents, Contractor shall immediately report same to the District and the Architect.

#### **1.08 CONTRACTOR'S USE OF PREMISES**

- A. If unoccupied and only with District's prior written approval, Contractor may use the building(s) at the Project Site without limitation for its operations, storage, and office facilities for the performance of the Work. If the District chooses to beneficially occupy any building(s), Contractor must obtain the District's written approval for Contractor's use of spaces and types of operations to be performed within the building(s) while so occupied. Contractor's access to the building(s) shall be limited to the areas indicated.
- B. If the space at the Project Site is not sufficient for Contractor's operations, storage, office facilities and/or parking, Contractor shall arrange and pay for any additional facilities needed by Contractor.
- C. Contractor shall not interfere with use of or access to occupied portions of the building(s) or adjacent property.
- D. Contractor shall maintain corridors, stairs, halls, and other exit-ways of building clear and free of debris and obstructions at all times.
- E. No one other than those directly involved in the demolition and construction, or specifically designated by the District or the Architect shall be permitted in the areas of work during demolition and construction activities.
- F. The Contractor shall install the construction fence and maintain that it will be locked when not in use. Keys to this fencing will be provided to the District.

#### **1.09 PROTECTION OF EXISTING STRUCTURES AND UTILITIES**

- A. The Drawings show above-grade and below-grade structures, utility lines, and other installations that are known or believed to exist in the area of the Work. Contractor shall locate these existing installations before proceeding with excavation and other operations that could damage same; maintain them in



service, where appropriate; and repair damage to them caused by the performance of the Work. Should damage occur to these existing installations, the costs of repair shall be at the Contractor's expense and made to the District's satisfaction.

- B. Contractor shall be alert to the possibility of the existence of additional structures and utilities. If Contractor encounters additional structures and utilities, Contractor will immediately report to the District for disposition of same as indicated in the General Conditions.

#### **1.10 UTILITY SHUTDOWNS AND INTERRUPTIONS**

- A. Contractor shall give the District a minimum of three (3) days written notice in advance of any need to shut off existing utility services or to effect equipment interruptions. The District will set exact time and duration for shutdown, and will assist Contractor with shutdown. Work required to re-establish utility services shall be performed by the Contractor.
- B. Contractor shall obtain District's written approval as indicated in the General Conditions in advance of deliveries of material or equipment or other activities that may conflict with District's use of the building(s) or adjacent facilities.

#### **1.11 STRUCTURAL INTEGRITY**

- A. Contractor shall be responsible for and supervise each operation and work that could affect structural integrity of various building elements, both permanent and temporary.
- B. Contractor shall include structural connections and fastenings as indicated or required for complete performance of the Work.

**PART 2 – PRODUCTS Not Used.**

**PART 3 – EXECUTION Not Used.**

END OF DOCUMENT

**PRODUCT OPTIONS AND SUBSTITUTIONS**

**PART 1 - GENERAL**

**1.01 RELATED DOCUMENTS AND PROVISIONS**

All Contract Documents should be reviewed for applicable provisions related to the provisions in this document, including without limitation:

- A. Instructions to Bidders;
- B. General Conditions, including, without limitation, Substitutions For Specified Items; and
- C. Special Conditions.

**1.02 SUBSTITUTIONS OF MATERIALS AND EQUIPMENT**

- A. Catalog numbers and specific brands or trade names followed by the designation "or equal" are used in conjunction with material and equipment required by the Specifications to establish the standards of quality, utility, and appearance required. Substitutions which are equal in quality, utility, and appearance to those specified may be reviewed subject to the provisions of the General Conditions.
- B. Wherever more than one manufacturer's product is specified, the first-named product is the basis for the design used in the work and the use of alternative-named manufacturers' products or substitutes may require modifications in that design. If such alternatives are proposed by Contractor and are approved by the District and/or the Architect, Contractor shall assume all costs required to make necessary revisions and modifications of the design resulting from the substitutions requested by the Contractor.
- C. When materials and equipment are specified by first manufacturer's name and product number, second manufacturer's name and "or approved equal," supporting data for the second product, if proposed by Contractor, shall be submitted in accordance with the requirements for substitutions. The District's Board has found and determined that certain item(s) shall be used on this Project based on the purpose(s) indicated pursuant to Public Contract Code section 3400(c). These findings, as well as the products and brand or trade names, have been identified in the Notice to Bidders.
- D. The Contractor will not be allowed to substitute specified items unless the request for substitution is submitted as follows:
  - (1) District must receive any notice of request for substitution of a specified item a minimum of ten (10) calendar days prior to bid opening.

- (2) Within 35 days after the date of the Notice of Award, the Contractor shall submit data substantiating the request(s) for all substitution(s) containing sufficient information to assess acceptability of product or system and impact on Project, including, without limitation, the requirements specified in the Special Conditions and the technical Specifications. Insufficient information shall be grounds for rejection of substitution.
- E. If the District and/or Architect, in reviewing proposed substitute materials and equipment, require revisions or corrections to be made to previously accepted Shop Drawings and supplemental supporting data to be resubmitted, Contractor shall promptly do so. If any proposed substitution is judged by the District and/or Architect to be unacceptable, the specified material or equipment shall be provided.
- F. Samples may be required. Tests required by the District and/or Architect for the determination of quality and utility shall be made at the expense of Contractor, with acceptance of the test procedure first given by the District.
- G. In reviewing the supporting data submitted for substitutions, the District and/or Architect will use for purposes of comparison all the characteristics of the specified material or equipment as they appear in the manufacturer's published data even though all the characteristics may not have been particularly mentioned in the Contract Documents. If more than two (2) submissions of supporting data are required, the cost of reviewing the additional supporting data shall be borne by Contractor, and the District will deduct the costs from the Contract Price. The Contractor shall be responsible for any re-design costs occasioned by District's acceptance and/or approval of any substitute.
- H. The Contractor shall, in the event that a substitute is less costly than that specified, credit the District with one hundred percent (100%) of the net difference between the substitute and the originally specified material. In this event, the Contractor agrees to execute a deductive Change Order to reflect that credit. In the event Contractor furnishes a material, process, or article more expensive than that specified, the difference in the cost of that material, process, or article so furnished shall be borne by Contractor.
- I. In no event shall the District be liable for any increase in Contract Price or Contract Time due to any claimed delay in the evaluation of any proposed substitute or in the acceptance or rejection of any proposed substitute.

**PART 2 – PRODUCTS Not Used.**

**PART 3 – EXECUTION Not Used.**

END OF DOCUMENT

**PROJECT MEETINGS**

**PART 1 – GENERAL**

**1.01 RELATED DOCUMENTS AND PROVISIONS:**

All Contract Documents should be reviewed for applicable provisions related to the provisions in this document, including without limitation:

- A. General Conditions; and
- B. Special Conditions.

**1.02 PROGRESS MEETINGS:**

- A. Contractor shall schedule and hold regular weekly progress meetings after a minimum of one week's prior written notice of the meeting date and time to all Invitees as indicated below.
- B. Location: Contractor's field office.
- C. The Contractor shall notify and invite the following entities ("Invitees"):
  - (1) District Representative.
  - (2) Contractor.
  - (3) Contractor's Project Manager.
  - (4) Contractor's Superintendent.
  - (5) Subcontractors, as appropriate to the agenda of the meeting.
  - (6) Suppliers, as appropriate to the agenda of the meeting.
  - (7) Construction Manager, if any.
  - (8) Architect
  - (9) Engineer(s), if any and as appropriate to the agenda of the meeting.
  - (10) Others, as appropriate to the agenda of the meeting.
- D. The District's and/or the Architect's Consultants will attend at their discretion, in response to the agenda.
- E. The District representative, the Construction Manager, and/or another District Agent shall take and distribute meeting notes to attendees and other concerned parties. If exceptions are taken to anything in the meeting notes,

those exceptions shall be stated in writing to the District within five (5) working days following District's distribution of the meeting notes.

**1.03 PRE-INSTALLATION/PERFORMANCE MEETING:**

- A. Contractor shall schedule a meeting prior to the start of each of the following portions of the Work: cutting and patching of plaster and roofing, and other weather-exposed and moisture-resistant products. Contractor shall invite all Invitees to this meeting, and others whose work may affect or be affected by the quality of the cutting and patching work.
- B. Contractor shall review in detail prior to this meeting, the manufacturer's requirements and specifications, applicable portions of the Contract Documents, Shop Drawings, and other submittals, and other related work. At this meeting, invitees shall review and resolve conflicts, incompatibilities, or inadequacies discovered or anticipated.
- C. Contractor shall review in detail Project conditions, schedule, requirements for performance, application, installation, and quality of completed Work, and protection of adjacent Work and property.
- D. Contractor shall review in detail means of protecting the completed Work during the remainder of the construction period.

**PART 2 - PRODUCTS Not Used.**

**PART 3 - EXECUTION Not Used.**

END OF DOCUMENT

**SCHEDULING OF WORK**

**PART 1 – GENERAL**

**1.01 RELATED DOCUMENTS AND PROVISIONS**

All Contract Documents should be reviewed for applicable provisions related to the provisions in this document, including without limitation:

- A. General Conditions;
- B. Special Conditions;
- C. Summary of Work; and
- D. Submittals.

**1.02 SECTION INCLUDES**

- A. Scheduling of Work under this Contract shall be performed by Contractor in accordance with requirements of this Section.
  - (1) Development of schedule, cost and resource loading of the schedule, monthly payment requests, and project status reporting requirements of the Contract shall employ computerized Critical Path Method ("CPM") scheduling ("CPM Schedule").
  - (2) CPM Schedule shall be cost loaded based on Schedule of Values as approved by District.
  - (3) Submit schedules and reports as specified in the General Conditions.
- B. Upon Award of Contract, Contractor shall immediately commence development of Initial and Original CPM Schedules to ensure compliance with CPM Schedule submittal requirements.

**1.03 CONSTRUCTION SCHEDULE**

- A. Within ten (10) days of issuance of the Notice to Proceed and before request for first progress payment, the Contractor shall prepare and submit to the Project Manager a construction progress schedule conforming to the Milestone Schedule below.
- B. The Construction Schedule shall be continuously updated, and an updated schedule shall be submitted with each application for progress payment. Each revised schedule shall indicate the work actually accomplished during the previous period and the schedule for completion of the remaining work.

C. Milestone Schedule:

<b>ACTIVITY DESCRIPTION</b>	<b>REQUIRED COMPLETION</b>
<b>CONSTRUCTION STARTS</b>	<b>[DATE]</b>
<b>FINAL PROJECT COMPLETION</b>	<b>[DATE]</b>

#### **1.04 QUALIFICATIONS**

- A. Contractor shall employ experienced scheduling personnel qualified to use the latest version of [i.e., Primavera Project Planner]. Experience level required is set forth below. Contractor may employ such personnel directly or may employ a consultant for this purpose.
- (1) The written statement shall identify the individual who will perform CPM scheduling.
  - (2) Capability and experience shall be verified by description of construction projects on which individual has successfully applied computerized CPM.
  - (3) Required level of experience shall include at least two (2) projects of similar nature and scope with value not less than three fourths ( $\frac{3}{4}$ ) of the Total Bid Price of this Project. The written statement shall provide contact persons for referenced projects with current telephone and address information.
- B. District reserves the right to approve or reject Contractor's scheduler or consultant at any time. District reserves the right to refuse replacing of Contractor's scheduler or consultant, if District believes replacement will negatively affect the scheduling of Work under this Contract.

#### **1.05 GENERAL**

- A. Progress Schedule shall be based on and incorporate milestone and completion dates specified in Contract Documents.
- B. Overall time of completion and time of completion for each milestone shown on Progress Schedule shall adhere to times in the Contract, unless an earlier (advanced) time of completion is requested by Contractor and agreed to by District. Any such agreement shall be formalized by a Change Order.
- (1) District is not required to accept an early completion schedule, i.e., one that shows an earlier completion date than the Contract Time.
  - (2) Contractor shall not be entitled to extra compensation in event agreement is reached on an earlier completion schedule and Contractor completes its Work, for whatever reason, beyond completion date shown in its early completion schedule but within the Contract Time.

- (3) A schedule showing the work completed in less than the Contract Time, and that has been accepted by District, shall be considered to have Project Float. The Project Float is the time between the scheduled completion of the work and the Completion Date. Project Float is a resource available to both District and the Contractor.
- C. Ownership Project Float: Neither the District nor Contractor owns Project Float. The Project owns the Project Float. As such, liability for delay of the Completion Date rests with the party whose actions, last in time, actually cause delay to the Completion Date.
- (1) For example, if Party A uses some, but not all of the Project Float and Party B later uses remainder of the Project Float as well as additional time beyond the Project Float, Party B shall be liable for the time that represents a delay to the Completion Date.
  - (2) Party A would not be responsible for the time since it did not consume the entire Project Float and additional Project Float remained; therefore, the Completion Date was unaffected by Party A.
- D. Progress Schedule shall be the basis for evaluating job progress, payment requests, and time extension requests. Responsibility for developing Contract CPM Schedule and monitoring actual progress as compared to Progress Schedule rests with Contractor.
- E. Failure of Progress Schedule to include any element of the Work, or any inaccuracy in Progress Schedule, will not relieve Contractor from responsibility for accomplishing the Work in accordance with the Contract. District's acceptance of schedule shall be for its use in monitoring and evaluating job progress, payment requests, and time extension requests and shall not, in any manner, impose a duty of care upon District, or act to relieve Contractor of its responsibility for means and methods of construction.
- F. Software: Use **[i.e., District Project Planner for Windows, latest version]**. Such software shall be compatible with Windows operating system. Contractor shall transmit contract file to District on compact disk at times requested by District.
- G. Transmit each item under the form approved by District.
- (1) Identify Project with District Contract number and name of Contractor.
  - (2) Provide space for Contractor's approval stamp and District's review stamps.
  - (3) Submittals received from sources other than Contractor will be returned to the Contractor without District's review.

#### **1.06 INITIAL CPM SCHEDULE**

- A. Initial CPM Schedule submitted for review at the pre-construction conference shall serve as Contractor's schedule for up to ninety (90) calendar days after the Notice to Proceed.



- B. Indicate detailed plan for the Work to be completed in first ninety (90) days of the Contract; details of planned mobilization of plant and equipment; sequence of early operations; procurement of materials and equipment. Show Work beyond ninety (90) calendar days in summary form.
- C. Initial CPM Schedule shall be time scaled.
- D. Initial CPM Schedule shall be cost and resource loaded. Accepted cost and resource loaded schedule will be used as basis for monthly progress payments until acceptance of the Original CPM Schedule. Use of Initial CPM Schedule for progress payments shall not exceed ninety (90) calendar days.
- E. District and Contractor shall meet to review and discuss the Initial CPM Schedule within seven (7) calendar days after it has been submitted to District.
  - (1) District's review and comment on the schedule shall be limited to Contract conformance (with sequencing, coordination, and milestone requirements).
  - (2) Contractor shall make corrections to schedule necessary to comply with Contract requirements and shall adjust schedule to incorporate any missing information requested by District. Contractor shall resubmit Initial CPM Schedule if requested by District.
- F. If, during the first ninety (90) days after Notice to Proceed, the Contractor is of the opinion that any of the Work included on its Initial CPM Schedule has been impacted, the Contractor shall submit to District a written Time Impact Evaluation ("TIE") in accordance with Article 1.12 of this Section. The TIE shall be based on the most current update of the Initial CPM Schedule.

#### **1.07 ORIGINAL CPM SCHEDULE**

- A. Submit a detailed proposed Original CPM Schedule presenting an orderly and realistic plan for completion of the Work in conformance with requirements as specified herein.
- B. Progress Schedule shall include or comply with following requirements:
  - (1) Time scaled, cost and resource (labor and major equipment) loaded CPM schedule.
  - (2) No activity on schedule shall have duration longer than fifteen (15) work days, with exception of submittal, approval, fabrication and procurement activities, unless otherwise approved by District.
    - (a) Activity durations shall be total number of actual work days required to perform that activity.
  - (3) The start and completion dates of all items of Work, their major components, and milestone completion dates, if any.

- (4) District furnished materials and equipment, if any, identified as separate activities.
- (5) Activities for maintaining Project Record Documents.
- (6) Dependencies (or relationships) between activities.
- (7) Processing/approval of submittals and shop drawings for all material and equipment required per the Contract. Activities that are dependent on submittal acceptance or material delivery shall not be scheduled to start earlier than expected acceptance or delivery dates.
  - (a) Include time for submittals, re-submittals and reviews by District. Coordinate with accepted schedule for submission of Shop Drawings, samples, and other submittals.
  - (b) Contractor shall be responsible for all impacts resulting from re-submittal of Shop Drawings and submittals.
- (8) Procurement of major equipment, through receipt and inspection at jobsite, identified as separate activity.
  - (a) Include time for fabrication and delivery of manufactured products for the Work.
  - (b) Show dependencies between procurement and construction.
- (9) Activity description; what Work is to be accomplished and where.
- (10) The total cost of performing each activity shall be total of labor, material, and equipment, excluding overhead and profit of Contractor. Overhead and profit of the General Contractor shall be shown as a separate activity in the schedule. Sum of cost for all activities shall equal total Contract value.
- (11) Resources required (labor and major equipment) to perform each activity.
- (12) Responsibility code for each activity corresponding to Contractor or Subcontractor responsible for performing the Work.
- (13) Identify the activities which constitute the controlling operations or critical path. No more than twenty-five (25%) of the activities shall be critical or near critical. Near critical is defined as float in the range of one (1) to (10) days.
- (14) Twenty (20) workdays for developing punch list(s), completion of punch-list items, and final clean up for the Work or any designated portion thereof. No other activities shall be scheduled during this period.
- (15) Interface with the work of other contractors, District, and agencies such as, but not limited to, utility companies.

- (16) Show detailed Subcontractor Work activities. In addition, furnish copies of Subcontractor schedules upon which CPM was built.
    - (a) Also furnish for each Subcontractor, as determined by District, submitted on Subcontractor letterhead, a statement certifying that Subcontractor concurs with Contractor's Original CPM Schedule and that Subcontractor's related schedules have been incorporated, including activity duration, cost and resource loading.
    - (b) Subcontractor schedules shall be independently derived and not a copy of Contractor's schedule.
    - (c) In addition to Contractor's schedule and resource loading, obtain from electrical, mechanical, and plumbing Subcontractors, and other Subcontractors as required by District, productivity calculations common to their trades, such as units per person day, feet of pipe per day per person, feet of wiring per day per person, and similar information.
    - (d) Furnish schedule for Contractor/Subcontractor CPM schedule meetings which shall be held prior to submission of Original CPM schedule to District. District shall be permitted to attend scheduled meetings as an observer.
  - (17) Activity durations shall be in Work days.
  - (18) Submit with the schedule a list of anticipated non-Work days, such as weekends and holidays. The Progress Schedule shall exclude in its Work day calendar all non-Work days on which Contractor anticipates critical Work will not be performed.
- C. Original CPM Schedule Review Meeting: Contractor shall, within sixty (60) days from the Notice to Proceed date, meet with District to review the Original CPM Schedule submittal.
- (1) Contractor shall have its Project Manager, Project Superintendent, Project Scheduler, and key Subcontractor representatives, as required by District, in attendance. The meeting will take place over a continuous one (1) day period.
  - (2) District's review will be limited to submittal's conformance to Contract requirements including, but not limited to, coordination requirements. However, review may also include:
    - (a) Clarifications of Contract Requirements.
    - (b) Directions to include activities and information missing from submittal.
    - (c) Requests to Contractor to clarify its schedule.

- (3) Within five (5) days of the Schedule Review Meeting, Contractor shall respond in writing to all questions and comments expressed by District at the Meeting.

## **1.08 ADJUSTMENTS TO CPM SCHEDULE**

- A. Adjustments to Original CPM Schedule: Contractor shall have adjusted the Original CPM Schedule submittal to address all review comments from original CPM Schedule review meeting and resubmit network diagrams and reports for District's review.
  - (1) District, within ten (10) days from date that Contractor submitted the revised schedule, will either:
    - (a) Accept schedule and cost and resource loaded activities as submitted, or
    - (b) Advise Contractor in writing to review any part or parts of schedule which either do not meet Contract requirements or are unsatisfactory for District to monitor Project's progress, resources, and status or evaluate monthly payment request by Contractor.
  - (2) District may accept schedule with conditions that the first monthly CPM Schedule update be revised to correct deficiencies identified.
  - (3) When schedule is accepted, it shall be considered the "Original CPM Schedule" which will then be immediately updated to reflect the current status of the work.
  - (4) District reserves right to require Contractor to adjust, add to, or clarify any portion of schedule which may later be discovered to be insufficient for monitoring of Work or approval of partial payment requests. No additional compensation will be provided for such adjustments, additions, or clarifications.
- B. Acceptance of Contractor's schedule by District will be based solely upon schedule's compliance with Contract requirements.
  - (1) By way of Contractor assigning activity durations and proposing sequence of Work, Contractor agrees to utilize sufficient and necessary management and other resources to perform work in accordance with the schedule.
  - (2) Upon submittal of schedule update, updated schedule shall be considered "current" CPM Schedule.
  - (3) Submission of Contractor's schedule to District shall not relieve Contractor of total responsibility for scheduling, sequencing, and pursuing Work to comply with requirements of Contract Documents, including adverse effects such as delays resulting from ill-timed Work.

- C. Submittal of Original CPM Schedule, and subsequent schedule updates, shall be understood to be Contractor's representation that the Schedule meets requirements of Contract Documents and that Work shall be executed in sequence indicated on the schedule.
- D. Contractor shall distribute Original CPM Schedule to Subcontractors for review and written acceptance, which shall be noted on Subcontractors' letterheads to Contractor and transmitted to District for the record.

#### **1.09 MONTHLY CPM SCHEDULE UPDATE SUBMITTALS**

- A. Following acceptance of Contractor's Original CPM Schedule, Contractor shall monitor progress of Work and adjust schedule each month to reflect actual progress and any anticipated changes to planned activities.
  - (1) Each schedule update submitted shall be complete, including all information requested for the Original CPM Schedule submittal.
  - (2) Each update shall continue to show all Work activities including those already completed. These completed activities shall accurately reflect "as built" information by indicating when activities were actually started and completed.
- B. A meeting will be held on approximately the twenty-fifth (25th) of each month to review the schedule update submittal and progress payment application.
  - (1) At this meeting, at a minimum, the following items will be reviewed: Percent (%) complete of each activity; Time Impact Evaluations for Change Orders and Time Extension Request; actual and anticipated activity sequence changes; actual and anticipated duration changes; and actual and anticipated Contractor delays.
  - (2) These meetings are considered a critical component of overall monthly schedule update submittal and Contractor shall have appropriate personnel attend. At a minimum, these meetings shall be attended by Contractor's General Superintendent and Scheduler.
  - (3) Contractor shall plan on the meeting taking no less than four (4) hours.
- C. Within five (5) working days after monthly schedule update meeting, Contractor shall submit the updated CPM Schedule update.
- D. Within five (5) work days of receipt of above noted revised submittals, District will either accept or reject monthly schedule update submittal.
  - (1) If accepted, percent (%) complete shown in monthly update will be basis for Application for Payment by the Contractor. The schedule update shall be submitted as part of the Contractor's Application for Payment.

- (2) If rejected, update shall be corrected and resubmitted by Contractor before the Application for Payment is submitted.
- E. Neither updating, changing or revising of any report, curve, schedule, or narrative submitted to District by Contractor under this Contract, nor District's review or acceptance of any such report, curve, schedule or narrative shall have the effect of amending or modifying in any way the Completion Date or milestone dates or of modifying or limiting in any way Contractor's obligations under this Contract.

#### **1.10 SCHEDULE REVISIONS**

- A. Updating the Schedule to reflect actual progress shall not be considered revisions to the Schedule. Since scheduling is a dynamic process, revisions to activity durations and sequences are expected on a monthly basis.
- B. To reflect revisions to the Schedule, the Contractor shall provide District with a written narrative with a full description and reasons for each Work activity revised. For revisions affecting the sequence of work, the Contractor shall provide a schedule diagram which compares the original sequence to the revised sequence of work. The Contractor shall provide the written narrative and schedule diagram for revisions two (2) working days in advance of the monthly schedule update meeting.
- C. Schedule revisions shall not be incorporated into any schedule update until the revisions have been reviewed by District. District may request further information and justification for schedule revisions and Contractor shall, within three (3) days, provide District with a complete written narrative response to District's request.
- D. If the Contractor's revision is still not accepted by District, and the Contractor disagrees with District's position, the Contractor has seven (7) calendar days from receipt of District's letter rejecting the revision to provide a written narrative providing full justification and explanation for the revision. The Contractor's failure to respond in writing within seven (7) calendar days of District's written rejection of a schedule revision shall be contractually interpreted as acceptance of District's position, and the Contractor waives its rights to subsequently dispute or file a claim regarding District's position.
- E. At District's discretion, the Contractor can be required to provide Subcontractor certifications of performance regarding proposed schedule revisions affecting said Subcontractors.

#### **1.11 RECOVERY SCHEDULE**

- A. If the Schedule Update shows a completion date twenty-one (21) calendar days beyond the Contract Completion Date, or individual milestone completion dates, the Contractor shall submit to District the proposed revisions to recover the lost time within seven (7) calendar days. As part of this submittal, the Contractor shall provide a written narrative for each revision made to recapture the lost time. If the revisions include sequence changes, the Contractor shall provide a schedule diagram comparing the original sequence to the revised sequence of work.

- B. The revisions shall not be incorporated into any schedule update until the revisions have been reviewed by District.
- C. If the Contractor's revisions are not accepted by District, District and the Contractor shall follow the procedures in paragraph 1.09.C, 1.09.D and 1.09.E above.
- D. At District's discretion, the Contractor can be required to provide Subcontractor certifications for revisions affecting said Subcontractors.

#### **1.12 TIME IMPACT EVALUATION ("TIE") FOR CHANGE ORDERS, AND OTHER DELAYS**

- A. When Contractor is directed to proceed with changed Work, the Contractor shall prepare and submit within fourteen (14) calendar days from the Notice to Proceed a TIE which includes both a written narrative and a schedule diagram depicting how the changed Work affects other schedule activities. The schedule diagram shall show how the Contractor proposes to incorporate the changed Work in the schedule and how it impacts the current schedule-update critical path. The Contractor is also responsible for requesting time extensions based on the TIE's impact on the critical path. The diagram must be tied to the main sequence of schedule activities to enable District to evaluate the impact of changed Work to the scheduled critical path.
- B. Contractor shall be required to comply with the requirements of Paragraph 1.09.A for all types of delays such as, but not limited to, Contractor/Subcontractor delays, adverse weather delays, strikes, procurement delays, fabrication delays, etc.
- C. Contractor shall be responsible for all costs associated with the preparation of TIEs, and the process of incorporating them into the current schedule update. The Contractor shall provide District with four (4) copies of each TIE.
- D. Once agreement has been reached on a TIE, the Contract Time will be adjusted accordingly. If agreement is not reached on a TIE, the Contract Time may be extended in an amount District allows, and the Contractor may submit a claim for additional time claimed by contractor.

#### **1.13 TIME EXTENSIONS**

- A. The Contractor is responsible for requesting time extensions for time impacts that, in the opinion of the Contractor, impact the critical path of the current schedule update. Notice of time impacts shall be given in accord with the General Conditions.
- B. Where an event for which District is responsible impacts the projected Completion Date, the Contractor shall provide a written mitigation plan, including a schedule diagram, which explains how (e.g., increase crew size, overtime, etc.) the impact can be mitigated. The Contractor shall also include a detailed cost breakdown of the labor, equipment, and material the Contractor would expend to mitigate District-caused time impact. The Contractor shall submit its mitigation plan to District within fourteen (14)

calendar days from the date of discovery of the impact. The Contractor is responsible for the cost to prepare the mitigation plan.

- C. Failure to request time, provide TIE, or provide the required mitigation plan will result in Contractor waiving its right to a time extension and cost to mitigate the delay.
- D. No time will be granted under this Contract for cumulative effect of changes.
- E. District will not be obligated to consider any time extension request unless the Contractor complies with the requirements of Contract Documents.
- F. Failure of the Contractor to perform in accordance with the current schedule update shall not be excused by submittal of time extension requests.
- G. If the Contractor does not submit a TIE within the required fourteen (14) calendar days for any issue, it is mutually agreed that the Contractor does not require a time extension for said issue.

#### **1.14 SCHEDULE REPORTS**

- A. Submit four (4) copies of the following reports with the Initial CPM Schedule, the Original CPM Schedule, and each monthly update.
- B. Required Reports:
  - (1) Two activity listing reports: one sorted by activity number and one by total Project Float. These reports shall also include each activity's early/late and actual start and finish dates, original and remaining duration, Project Float, responsibility code, and the logic relationship of activities.
  - (2) Cost report sorted by activity number including each activity's associated cost, percentage of Work accomplished, earned value- to date, previous payments, and amount earned for current update period.
  - (3) Schedule plots presenting time-scaled network diagram showing activities and their relationships with the controlling operations or critical path clearly highlighted.
  - (4) Cash flow report calculated by early start, late start, and indicating actual progress. Provide an exhibit depicting this information in graphic form.
  - (5) Planned versus actual resource (i.e., labor) histogram calculated by early start and late start.
- C. Other Reports:

In addition to above reports, District may request, from month to month, any two of the following reports. Submit four (4) copies of all reports.



- (1) Activities by early start.
  - (2) Activities by late start.
  - (3) Activities grouped by Subcontractors or selected trades.
  - (4) Activities with scheduled early start dates in a given time frame, such as fifteen (15) or thirty (30) day outlook.
- D. Furnish District with report files on compact disks containing all schedule files for each report generated.

### **1.15 PROJECT STATUS REPORTING**

- A. In addition to submittal requirements for CPM scheduling identified in this Section, Contractor shall provide a monthly project status report (i.e., written narrative report) to be submitted in conjunction with each CPM Schedule as specified herein. Status reporting shall be in form specified below.
- B. Contractor shall prepare monthly written narrative reports of status of Project for submission to District. Written status reports shall include:
- (1) Status of major Project components (percent (%) complete, amount of time ahead or behind schedule) and an explanation of how Project will be brought back on schedule if delays have occurred.
  - (2) Progress made on critical activities indicated on CPM Schedule.
  - (3) Explanations for any lack of work on critical path activities planned to be performed during last month.
  - (4) Explanations for any schedule changes, including changes to logic or to activity durations.
  - (5) List of critical activities scheduled to be performed next month.
  - (6) Status of major material and equipment procurement.
  - (7) Any delays encountered during reporting period.
  - (8) Contractor shall provide printed report indicating actual versus planned resource loading for each trade and each activity. This report shall be provided on weekly and monthly basis.
    - (a) Actual resource shall be accumulated in field by Contractor, and shall be as noted on Contractor's daily reports. These reports will be basis for information provided in computer-generated monthly and weekly printed reports.
    - (b) Contractor shall explain all variances and mitigation measures.

- (9) Contractor may include any other information pertinent to status of Project. Contractor shall include additional status information requested by District at no additional cost.
- (10) Status reports, and the information contained therein, shall not be construed as claims, notice of claims, notice of delay, or requests for changes or compensation.

#### **1.16 WEEKLY SCHEDULE REPORT**

At the Weekly Progress Meeting, the Contractor shall provide and present a time-scaled three (3) week look-ahead schedule that is based and correlated by activity number to the current schedule (i.e., Initial, Original CPM, or Schedule Update).

#### **1.17 DAILY CONSTRUCTION REPORTS**

On a daily basis, Contractor shall submit a daily activity report to District for each workday, including weekends and holidays when worked. Contractor shall develop the daily construction reports on a computer-generated database capable of sorting daily Work, manpower, and man-hours by Contractor, Subcontractor, area, sub-area, and Change Order Work. Upon request of District, furnish computer disk of this data base. Obtain District's written approval of daily construction report data base format prior to implementation. Include in report:

- A. Project name and Project number.
- B. Contractor's name and address.
- C. Weather, temperature, and any unusual site conditions.
- D. Brief description and location of the day's scheduled activities and any special problems and accidents, including Work of Subcontractors. Descriptions shall be referenced to CPM scheduled activities.
- E. Worker quantities for its own Work force and for Subcontractors of any tier.
- F. Equipment, other than hand tools, utilized by Contractor and Subcontractors.

#### **1.18 PERIODIC VERIFIED REPORTS**

Contractor shall complete and verify construction reports on a form prescribed by the Division of the State Architect and file reports on the first day of February, May, August, and November during the preceding quarter year; at the completion of the Contract; at the completion of the Work; at the suspension of Work for a period of more than one (1) month; whenever the services of Contractor or any of Contractor's Subcontractors are terminated for any reason; and at any time a special verified report is required by the Division of the State Architect. Refer to section 4-336 and section 4-343 of Part 1, Title 24 of the California Code of Regulations.

**PART 2 – PRODUCTS Not Used.**

**PART 3 - EXECUTION Not Used.**

END OF DOCUMENT

**SUBMITTALS**

**PART 1 - GENERAL**

**1.01 RELATED DOCUMENTS AND PROVISIONS:**

All Contract Documents should be reviewed for applicable provisions related to the provisions in this document, including without limitation:

- A. General Conditions, including, without limitation, Contractor's Submittals and Schedules, Drawings and Specifications;
- B. Special Conditions.

**1.02 SECTION INCLUDES:**

- A. Definitions:
  - (1) Shop Drawings and Product Data are as indicated in the General Conditions and include, but are not limited to, fabrication, erection, layout and setting drawings, formwork and falsework drawings, manufacturers' standard drawings, descriptive literature, catalogues, brochures, performance and test data, wiring and control diagrams. In addition, there are other drawings and descriptive data pertaining to materials, equipment, piping, duct and conduit systems, and methods of construction as may be required to show that the materials, equipment or systems and all positions conform to the requirement of the Contract Documents, including, without limitation, the Drawings.
  - (2) "Manufactured" applies to standard units usually mass-produced; "fabricated" means specifically assembled or made out of selected materials to meet design requirements. Shop Drawings shall establish the actual detail of manufactured or fabricated items, indicated proper relation to adjoining work and amplify design details of mechanical and electrical equipment in proper relation to physical spaces in the structure.
  - (3) Manufacturer's Instructions: Where any item of Work is required by the Contract Documents to be furnished, installed, or performed, at a minimum, in accordance with a specified product manufacturer's instructions, the Contractor shall procure and distribute copies of these to the District, the Architect, and all other concerned parties and shall furnish, install, or perform the work, at a minimum, in accordance with those instructions.
- B. Samples, Shop Drawings, Product Data, and other items as specified, in accordance with the following requirements:
  - (1) Contractor shall submit all Shop Drawings, Product Data, and Samples to the District, the Architect, the Project Inspector, and the Construction Manager.

- (2) Contractor shall comply with all time frames herein and in the General Conditions and, in any case, shall submit required information in sufficient time to permit proper consideration and action before ordering any materials or items represented by such Shop Drawings, Product Data, and/or Samples.
- (3) Contractor shall allow sufficient time so that no delay occurs due to required lead time in ordering or delivery of any item to the Site. Contractor shall be responsible for any delay in progress of Work due to its failure to observe these requirements.
- (4) Time for completion of Work shall not be extended on account of Contractor's failure to promptly submit Shop Drawings, Product Data, and/or Samples.
- (5) Reference numbers on Shop Drawings shall have Architectural and/or Engineering Contract Drawings reference numbers for details, sections, and "cuts" shown on Shop Drawings. These reference numbers shall be in addition to any numbering system that Contractor chooses to use or has adopted as standard.
- (6) When the magnitude or complexity of submittal material prevents a complete review within the stated time frame, Contractor shall make this submittal in increments to avoid extended delays.
- (7) Contractor shall certify on submittals for review that submittals conform to Contract requirements. Also certify that Contractor-furnished equipment can be installed in allocated space. In event of any variance, Contractor shall specifically state in transmittal and on Shop Drawings, portions vary and require approval of a substitute. Submittals shall not be used as a means of requesting a substitution.
- (8) Unless specified otherwise, sampling, preparation of samples, and tests shall be in accordance with the latest standard of the American Society for Testing and Materials.
- (9) Upon demand by Architect or District, Contractor shall submit samples of materials and/or articles for tests or examinations and consideration before Contractor incorporates same in Work. Contractor shall be solely responsible for delays due to sample(s) not being submitted in time to allow for tests. Acceptance or rejection will be expressed in writing. Work shall be equal to approved samples in every respect. Samples that are of value after testing will remain the property of Contractor.

C. Submittal Schedule:

- (1) Contractor shall prepare its proposed submittal schedule that is coordinated with the proposed construction schedule and submit both to the District within ten (10) days after the date of the Notice to Proceed. Contractor's proposed schedules shall become the Project Construction Schedule and the Project Submittal Schedule after each is approved by the District.

- (2) Contractor is responsible for all lost time should the initial submittal be rejected, marked "revise and resubmit", etc.
- (3) All Submittals shall be forwarded to the District by the date indicated on the approved Submittal Schedule, unless an earlier date is necessary to maintain the Construction Schedule, in which case those Submittals shall be forwarded to the District so as not to delay the Construction Schedule.
- (4) Contractor may be assessed \$100 a day for each day it is late in submitting a shop drawing or sample. No extensions of time will be granted to Trade Contractor or any Subcontractor because of its failure to have shop drawings and samples submitted in accordance with the Schedule.

### **1.03 SHOP DRAWINGS:**

- A. Contractor shall submit one reproducible transparency and six (6) opaque reproductions. The District will review and return the reproducible copy and one (1) opaque reproduction to Contractor.
- B. Before commencing installation of any Work, the Contractor shall submit and receive approval of all drawings, descriptive data, and material list(s) as required to accomplish Work.
- C. Review of Shop Drawings is regarded as a service to assist Contractor and in all cases original Contract Documents shall take precedence as outlined under General Conditions.
- D. No claim for extra time or payment shall be based on work shown on Shop Drawings unless the claim is (1) noted on Contractor's transmittal letter accompanying Shop Drawings and (2) Contractor has complied with all applicable provisions of the General Conditions, including, without limitation, provisions regarding changes and payment, and all required written approvals.
- E. District shall not review Shop Drawings for quantities of materials or number of items supplied.
- F. District's and/or Architect's review of Shop Drawing will be general. District and/or Architect review does not relieve Contractor of responsibility for dimensions, accuracy, proper fitting, construction of Work, furnishing of materials, or Work required by Contract Documents and not indicated on Shop Drawings. The District's and/or Architect's review of Shop Drawings is not to be construed as approving departures from Contract Documents.
- G. Review of Shop Drawings and Schedules does not relieve Contractor from responsibility for any aspect of those Drawings or Schedules that is a violation of local, County, State, or Federal laws, rules, ordinances, or rules and regulations of commissions, boards, or other authorities or utilities having jurisdiction.
- H. Before submitting Shop Drawings for review, Contractor shall check Shop Drawings of its subcontractors for accuracy, and confirm that all Work

contiguous with and having bearing on other work shown on Shop Drawings is accurately drawn and in conformance with Contract Documents.

- I. Submitted drawings and details must bear stamp of approval of Contractor:
  - (1) Stamp and signature shall clearly certify that Contractor has checked Shop Drawings for compliance with Drawings.
  - (2) If Contractor submits a Shop Drawing without an executed stamp of approval, or whenever it is evident (despite stamp) that Drawings have not been checked, the District and/or Architect will not consider them and will return them to the Contractor for revision and resubmission. In that event, it will be deemed that Contractor has not complied with this provision and Contractor shall bear risk of all delays to same extent as if it had not submitted any Shop Drawings or details.
  
- J. Submission of Shop Drawings (in either original submission or when resubmitted with correction) constitutes evidence that Contractor has checked all information thereon and that it accepts and is willing to perform Work as shown.
  
- K. Contractor shall pay for cost of any changes in construction due to improper checking and coordination. Contractor shall be responsible for all additional costs, including coordination. Contractor shall be responsible for costs incurred by itself, the District, the Architect, the Project Inspector, the Construction Manager, any other Subcontractor or contractor, etc., due to improperly checked and/or coordination of submittals.
  
- L. Shop Drawings must clearly delineate the following information:
  - (1) Project name and address.
  - (2) Specification number and description.
  - (3) Architect's name and project number.
  - (4) Shop Drawing title, number, date, and scale.
  - (5) Names of Contractor, Subcontractor(s) and fabricator.
  - (6) Working and erection dimensions.
  - (7) Arrangements and sectional views.
  - (8) Necessary details, including complete information for making connections with other Work.
  - (9) Kinds of materials and finishes.
  - (10) Descriptive names of materials and equipment, classified item numbers, and locations at which materials or equipment are to be installed in the Work. Contractor shall use same reference identification(s) as shown on Contract Drawings.

- M. Contractor shall prepare composite drawings and installation layouts when required to solve tight field conditions.
- (1) Shop Drawings shall consist of dimensioned plans and elevations and must give complete information, particularly as to size and location of sleeves, inserts, attachments, openings, conduits, ducts, boxes, structural interferences, etc.
  - (2) Contractor shall coordinate these composite Shop Drawings and installation layouts in the field between itself and its Subcontractor(s) for proper relationship to the Work, the work of other trades, and the field conditions. The Contractor shall check and approve all submittal(s) before submitting them for final review.

#### **1.04 PRODUCT DATA OR NON REPRODUCIBLE SUBMITTALS:**

- A. Contractor shall submit manufacturer's printed literature in original form. Any fading type of reproduction will not be accepted. Contractor must submit a minimum of six (6) each, to the District. District shall return one (1) to the Contractor, who shall reproduce whatever additional copies it requires for distribution.
- B. Contractor shall submit six (6) copies of a complete list of all major items of mechanical, plumbing, and electrical equipment and materials in accordance with the approved Submittal Schedule, except as required earlier to comply with the approved Construction Schedule. Other items specified are to be submitted prior to commencing Work. Contractor shall submit items of like kind at one time in a neat and orderly manner. Partial lists will not be acceptable.
- C. Submittals shall include manufacturer's specifications, physical dimensions, and ratings of all equipment. Contractor shall furnish performance curves for all pumps and fans. Where printed literature describes items in addition to that item being submitted, submitted item shall be clearly marked on sheet and superfluous information shall be crossed out. If highlighting is used, Contractor shall mark all copies.
- D. Equipment submittals shall be complete and include space requirements, weight, electrical and mechanical requirements, performance data, and supplemental information that may be requested.
- E. Imported Materials Certification must be submitted at least ten (10) days before material is delivered.

#### **1.05 SAMPLES:**

- A. Contractor shall submit for approval Samples as required and within the time frame in the Contract Documents. Materials such as concrete, mortar, etc., which require on-site testing will be obtained from Project Site.
- B. Contractor shall submit four (4) samples except where greater or lesser number is specifically required by Contract Documents including, without limitation, the Specifications.

- (1) Samples must be of sufficient size and quality to clearly illustrate functional characteristics, with integrally related parts and attachment devices.
  - (2) Samples must show full range of texture, color, and pattern.
- C. Contractor shall make all Submittals, unless it has authorized Subcontractor(s) to submit and Contractor has notified the District in writing to this effect.
  - D. Samples to be shipped prepaid or hand-delivered to the District.
  - E. Contractor shall mark samples to show name of Project, name of Contractor submitting, Contract number and segment of Work where representative Sample will be used, all applicable Specifications Sections and documents, Contract Drawing Number and detail, and ASTM or FS reference, if applicable.
  - F. Contractor shall not deliver any material to Site prior to receipt of District's and/or Architect's completed written review and approval. Contractor shall furnish materials equal in every respect to approved Samples and execute Work in conformance therewith.
  - G. District's and/or Architect's review, acceptance, and/or approval of Sample(s) will not preclude rejections of any material upon discovery of defects in same prior to final acceptance of completed Work.
  - H. After a material has been approved, no change in brand or make will be permitted.
  - I. Contractor shall prepare its Submittal Schedule and submit Samples of materials requiring laboratory tests to specified laboratory for testing not less than ninety (90) days before such materials are required to be used in Work.
  - J. Samples which are rejected must be resubmitted promptly after notification of rejection and be marked "Resubmitted Sample" in addition to other information required.
  - K. Field Samples and Mock-Ups are to be removed by Contractor at District's direction:
    - (1) Size: As Specified.
    - (2) Furnish catalog numbers and similar data, as requested.

#### **1.06 REVIEW AND RESUBMISSION REQUIREMENTS:**

- A. The District will arrange for review of Sample(s), Shop Drawing(s), Product Data, and other submittal(s) by appropriate reviewer and return to Contractor as provided below within twenty-one (21) days after receipt or within twenty-one (21) days after receipt of all related information necessary for such review, whichever is later.
- B. One (1) copy of product or materials data will be returned to Contractor with the review status.



- C. Samples to be incorporated into the Work will be returned to Contractor, together with a written notice designating the Sample with the appropriate review status and indicating errors discovered on review, if any. Other Samples will not be returned, but the same notice will be given with respect thereto, and that notice shall be considered a return of the Sample.
- D. Contractor shall revise and resubmit any Sample(s), Shop Drawing(s), Product Data, and other submittal(s) as required by the reviewer. Such resubmittals will be reviewed and returned in the same manner as original Sample(s), Shop Drawing(s), Product Data, and other submittal(s), within fourteen (14) days after receipt thereof or within fourteen (14) days after receipt of all related information necessary for such review. Such resubmittal shall not delay the Work.
- E. Contractor may proceed with any of the Work covered by Sample(s), Shop Drawing(s), Product Data, and other submittal(s) upon its return if designated as no exception taken, or revise as noted, provided the Contractor proceeds in accordance with the District and/or the Architect's notes and comments.
- F. Contractor shall not begin any of the work covered by a Sample(s), Shop Drawing(s), Product Data, and other submittal(s), designated as revise and resubmit or rejected, until a revision or correction thereof has been reviewed and returned to Contractor.
- G. Sample(s), Shop Drawing(s), Product Data, and other submittal(s) designated as revise and resubmit or rejected and requiring resubmittal, shall be revised or corrected and resubmitted to the District no later than fourteen (14) days or a shorter period as required to comply with the approved Construction Schedule, after its return to Contractor.
- H. Neither the review nor the lack of review of any Sample(s), Shop Drawing(s), Product Data, and other submittal(s) shall waive any of the requirements of the Contract Documents, or relieve Contractor of any obligation thereunder.
- I. District's and/or Architect's review of Shop Drawings does not relieve the Contractor of responsibility for any errors that may exist. Contractor is responsible for the dimensions and design of adequate connections and details and for satisfactory construction of all the Work.

**PART 2 – PRODUCTS Not Used.**

**PART 3 - EXECUTION Not Used.**

END OF DOCUMENT

**SITE STANDARDS**

**PART 1 – GENERAL**

**1.01 RELATED DOCUMENTS AND PROVISIONS:**

All Contract Documents should be reviewed for applicable provisions related to the provisions in this document, including without limitation:

- A. General Conditions, including without limitation, Site Access, Conditions, and Regulations;
- B. Special Conditions;
- C. Drug-Free Workplace Certification;
- D. Tobacco-Free Environment Certification;
- E. Criminal Background Investigation/Fingerprinting Certification;
- F. Temporary Facilities and Controls.

**1.02 REQUIREMENTS OF THE DISTRICT:**

- A. Drug-Free Schools and Safety Requirements:
  - (1) All school sites and other District Facilities have been declared "Drug-Free Zones." No drugs, alcohol and/or smoking are allowed at any time in any buildings and/or grounds on District property. No students, staff, visitors, or contractors are to use drugs on these sites.
  - (2) Smoking and the use of tobacco products by all persons is prohibited on or in District property. District property includes school buildings, school grounds, school-owned vehicles and vehicles owned by others while on District property. Contractor shall post: "Non-Smoking Area" in a highly visible location in each work area, staging area, and parking area. Contractor may designate a smoking area outside of District property within the public right-of-way, provided that this area remains quiet and unobtrusive to adjacent neighbors. This smoking area is to be kept clean at all times.
  - (3) Contractor shall ensure that no alcohol, firearms, weapons, or controlled substances enter or are used at the Site. Contractor shall immediately remove from the Site and terminate the employment of any employee(s) found in violation of this provision.
- B. Language: Profanity or other unacceptable and/or loud language will not be tolerated, "Cat calls" or other derogatory language toward students, staff, volunteers, parents or public will not be allowed.

- C. Disturbing the Peace (Noise and Lighting):
- (1) Contractor shall observe the noise ordinance of the Site at all times including, without limitation, all applicable local, city, and/or state laws, ordinances, and/or regulations regarding noise and allowable noise levels.
  - (2) The use of radios, etc., shall be controlled to keep all sound at a level that cannot be heard beyond the immediate area of use. District reserves the right to prohibit the use of radios at the Site, except for mobile phones or other handheld communication radios.
  - (3) If portable lights are used after dark, all light must be located so as not to direct light into neighboring property.
- D. Traffic:
- (1) Driving on the Premises shall be limited to periods when students and public are not present. If driving or deliveries must be made during the school hours, two (2) or more ground guides shall lead the vehicle across the area of travel. In no case shall driving take place across playgrounds or other pedestrian paths during recess, lunch, and/or class period changes. The speed limit on-the Premises shall be five (5) miles per hour (maximum) or less if conditions require.
  - (2) All paths of travel for deliveries, including without limitation, material, equipment, and supply deliveries, shall be reviewed and approved by District in advance. Any damage will be repaired to the pre-damaged condition by the Contractor.
  - (3) District shall designate a construction entry to the Site. If Contractor requests, District determines it is required, and to the extent possible, District shall designate a staging area so as not to interfere with the normal functioning of school facilities. Location of gates and fencing shall be approved in advance with District and at Contractor's expense.
  - (4) Parking areas shall be reviewed and approved by District in advance. No parking is to occur under the drip line of trees or in softscape areas that could otherwise be damaged.
- E. All of the above shall be observed and complied with by the Contractor and all workers on the Site. Failure to follow these directives could result in individual(s) being suspended or removed from the work force at the discretion of the District. The same rules and regulations shall apply equally to delivery personnel, inspectors, consultants, and other visitors to the Site.

**PART 2 - PRODUCTS Not Used.**

**PART 3 - EXECUTION Not Used.**

END OF DOCUMENT

**REGULATORY REQUIREMENTS**

**PART 1 - GENERAL**

**1.01 RELATED DOCUMENTS AND PROVISIONS:**

All Contract Documents should be reviewed for applicable provisions related to the provisions in this document, including without limitation:

- A. General Conditions, including, without limitation, Obtaining of Permits, Licenses and Registrations and Work to Comply with All Applicable Laws and Regulations;
- B. Special Conditions; and
- C. Quality Control.

**1.02 DESCRIPTION:**

This section covers the general requirements for regulatory requirements pertaining to the Work and is supplementary to all other regulatory requirements mentioned or referenced elsewhere in the Contract Documents.

**1.03 REQUIREMENTS OF REGULATORY AGENCIES:**

- A. All statutes, ordinances, laws, rules, codes, regulations, standards, and the lawful orders of all public authorities having jurisdiction over the Work, are hereby incorporated into these Contract Documents as if repeated in full herein and are intended to be included in any reference to Code or Building Code, unless otherwise specified, including, without limitation, the references in the list below. Contractor shall make available at the Site copies of all the listed documents applicable to the Work as the District and/or Architect may request, including, without limitation, applicable portions of the California Code of Regulations ("CCR").

- (1) 2022 California Building Standards Administrative Code, Part 1, Title 24, CCR.
- (2) 2022 California Building Code (CBC), Part 2, Title 24, CCR; (2021 International Building Code volumes 1-2 and California Amendments).
- (3) 2022 California Electrical Code (CEC), Part 3, Title 24, CCR; (2022 National Electrical Code w/ NFPA 70 and California Amendments).
- (4) 2022 California Mechanical Code (CMC), Part 4, Title 24, CCR; (20212 Uniform Mechanical Code and California Amendments).
- (5) 2022 California Plumbing Code (CPC), Part 5, Title 24, CCR; (2021 Uniform Plumbing Code and California Amendments).

- (6) 2022 California Fire Code (CFC), Part 9, Title 24, CCR; (2021 International Fire Code and California Amendments).
- (7) 2022 California Green Building Standards Code (CALGreen), Part 11, Title 24, CCR.
- (8) 2022 California Referenced Standards Code, Part 12, Title 24, CCR.
- (9) State Fire Marshal Regulations, Public Safety, Title 19, CCR.
- (10) Partial List of Applicable National Fire Protection Association (NFPA) Standards:
  - (a) NFPA 13 - Automatic Sprinkler System.
  - (b) NFPA 14 - Standpipes Systems.
  - (c) NFPA 17A - Wet Chemical System
  - (d) NFPA 24 - Private Fire Mains.
  - (e) (California Amended) NFPA 72 - National Fire Alarm Codes.
  - (f) NFPA 253 - Critical Radiant Flux of Floor Covering System.
  - (g) NFPA 2001 - Clean Agent Fire Extinguishing Systems.
- (11) California Division of the State Architect interpretation of Regulations ("DSA IR"), including, without limitation:
  - (a) DSA IR A-6 — Construction Change Document Submittal and Approval Processes.
  - (b) DSA IR A-7 — Project Inspector Certification and Approval.
  - (c) DSA IR A-8 — Project Inspector and Assistant Inspector Duties and Performance.
  - (d) DSA IR A-12 — Assistant Inspector Approval.
- (12) DSA Procedures ("DSA PR")
  - (a) DSA PR 13-01 – Construction Oversight Process
  - (b) DSA PR 13-02 – Project Certification Process

B. This Project shall be governed by applicable regulations, including, without limitation, the State of California's Administrative Regulations for the Division of the State Architect-Structural Safety (DSA/SS), Chapter 4, Part 1, Title 24, CCR, and the most current version on the date the bids are opened and as it pertains to school construction including, without limitation:

- (1) Test and testing laboratory per Section 4-335. District shall pay for the testing laboratory.
- (2) Special inspections per Section 4-333(c).
- (3) Deferred Approvals per section 4-317(g).
- (4) Verified reports per Sections 4-336 & 4-343(c).
- (5) Duties of the Architect & Engineers shall be per Sections 4-333(a) and 4-341.
- (6) Duties of the Contractor shall be per Section 4-343.
- (7) Duties of Project Inspector shall be per Section 4-334.
- (8) Addenda and Construction Change Documents per Section 4-338.

Contractor shall keep and make available all applicable parts of the most current version of Title 24 referred to in the plans and specifications at the Site during construction.

C. Items of deferred approval shall be clearly marked on the first sheet of the Architect's and/or Engineer's approved Drawings. All items later submitted for approval shall be per Title 24 requirements to the DSA.

- (1) Contractor shall submit the following to Architect for review and endorsement:
  - (a) Product information on proposed material/system supplier.
  - (b) Drawings, specifications, and calculations prepared, signed, and stamped by an architect or engineer licensed in the State of California for that portion of the Work.
  - (c) All other requirements as may be required by DSA.
- (2) Cost of preparing and submitting documentation per DSA Deferred Approval requirements including required modifications to Drawings and Specifications, whether or not indicated in the Contract Documents, shall be borne by Contractor.
- (3) Contractor shall not begin fabrication and installation of deferred approval items without first obtaining DSA approval of Drawings and Specifications.
- (4) Schedule of Work Subject to DSA Deferred Approval: Window wall systems exceeding 10 feet in span.

**PART 2 – PRODUCTS Not Used.**

**PART 3 – EXECUTION Not Used.**

END OF DOCUMENT

**ABBREVIATIONS AND ACRONYMS**

**PART 1 – GENERAL**

**1.01 RELATED DOCUMENTS AND PROVISIONS:**

All Contract Documents should be reviewed for applicable provisions related to the provisions in this document, including without limitation:

- A. General Conditions including without limitation, Definitions;
- B. Special Conditions.

**1.02 DOCUMENT INCLUDES:**

- A. Abbreviations used throughout the Contract Documents.
- B. Reference to a technical society, organization, or body is by abbreviation, as follows:

1.	AA	The Aluminum Association
2.	AASHTO	American Association of State Highway and Transportation Officials
3.	ABPA	Acoustical and Board Products Association
4.	ACI	American Concrete Institute
5.	AGA	American Gas Association
6.	AGC	Associated General Contractors of America
7.	AHC	Architectural Hardware Consultant
8.	AHRI	Air Conditioning, Heating, Refrigeration Institute
9.	AI	Asphalt Institute
10.	AIA	American Institute of Architects
11.	AISC	American Institute of Steel Construction
12.	AISI	American Iron and Steel Institute
13.	AMCA	Air Movement and Control Association
14.	ANSI	American National Standards Institute
15.	APA	APA – The Engineered Wood Association
16.	ASCE	American Society of Civil Engineers
17.	ASHRAE	American Society of Heating, Refrigeration and Air Conditioning Engineers
18.	ASME	American Society of Mechanical Engineers
19.	ASTM	American Society of Testing and Materials International
20.	AWPA	American Wood Protection Association
21.	AWPI	American Wood Preservers Institute
22.	AWS	American Welding Society
23.	AWSC	American Welding Society Code
24.	AWI	Architectural Woodwork Institute
25.	AWWA	American Water Works Association
26.	BIA	The Brick Industry Association

27.	CCR	California Code of Regulations
28.	CLFMI	Chain Link Fence Manufacturers Institute
29.	CRA	California Redwood Association
30.	CRSI	Concrete Reinforcing Steel Institute
31.	CS	Commercial Standards
32.	CSI	Construction Specifications Institute
33.	CTI	Cooling Technology Institute
34.	FGIA	Fenestration and Glazing Industry Alliance
35.	FGMA	Flat Glass Manufacturers' Association
36.	FIA	Factory Insurance Association
37.	FM	Factory Mutual Global
38.	FS/FED SPEC	Federal Specification
39.	FTI	Facing Title Institute
40.	GA	Gypsum Association
41.	IAPMO	International Association of Plumbing and Mechanical Officials
42.	ICC	International Code Council
43.	IEEE	Institute of Electrical and Electronics Engineers
44.	IES	Illuminating Engineering Society
45.	MCAC	Mason Contractors Association of California
46.	MIMA	Mineral Wool Insulation Manufacturers Association
47.	MLMA	Metal Lath Manufacturers Association
48.	MS/MIL SPEC	Military Specifications
49.	NAAMM	National Association of Architectural Metal Manufacturers
50.	NBHA	National Builders Hardware Association
51.	NCMA	National Concrete Masonry Association
52.	NCSEA	National Council of Structural Engineers Associations
53.	NEC	National Electrical Code
54.	NEMA	National Electrical Manufacturers Association
55.	NIST	National Institute of Standards and Technology
56.	NSI	Natural Stone Institute
57.	NTMA	National Terrazzo and Mosaic Association, Inc.
58.	ORS	Office of Regulatory Services (California)
59.	OSHA	Occupational Safety and Health Act
60.	PCI	Precast/Prestressed Concrete Institute
61.	PCA	Portland Cement Association
62.	PCA	Painting Contractors Association
63.	PDI	Plumbing Drainage Institute
64.	PEI	Porcelain Enamel Institute, Inc.
65.	PG&E	Pacific Gas & Electric Company
66.	PS	Product Standards
67.	SDI	Steel Door Institute; Steel Deck Institute
68.	SJI	Steel Joist Institute
69.	SSPC	Society for Protective Coatings
70.	TCNA	Tile Council of North America, Inc.
71.	TPI	Truss Plate Institute
72.	UBC	Uniform Building Code
73.	UL	Underwriters Laboratories Code



74.	UMC	Uniform Mechanical Code
75.	USDA	United States Department of Agriculture
76.	VI	Vermiculite Institute
77.	WCLIB	West Coast Lumber Inspection Bureau
78.	WDMA	Window and Door Manufacturers Association
79.	WEUSER	Western Electric Utilities Service Engineering Requirements
80.	WIC	Woodwork Institute of California

**PART 2 - PRODUCTS Not Used.**

**PART 3 - EXECUTION Not Used.**

END OF DOCUMENT

**DEFINITIONS**

**PART 1 - GENERAL**

**1.01 RELATED DOCUMENTS AND PROVISIONS**

All Contract Documents should be reviewed for applicable provisions related to the provisions in this document, including without limitation:

- A. General Conditions including without limitation, Definitions;
- B. Special Conditions.

**1.02 QUALITY ASSURANCE**

- A. For products or workmanship specified by association, trade, or Federal Standards, Contractor shall comply with requirements of the standard, except when more rigid requirements are specified in the Contract Documents, or are required by applicable codes.
- B. Contractor shall conform to current reference standard publication date in effect on the date of bid opening.
- C. Contractor shall obtain copies of standards unless specifically required not to by the Contract Documents.
- D. Contractor shall maintain a copy of all standards at jobsite during submittals, planning, and progress of the specific Work, until final completion, unless specifically required not to by the Contract Documents.
- E. Should specified reference standards conflict with Contract Documents, Contractor shall request clarification from the District and/or the Architect before proceeding.
- F. The contractual relationship of the parties to the Contract shall not be altered from the contractual relationship as indicated in the Contract Documents by mention or inference otherwise in any referenced document.
- G. Governing Codes shall be as shown in the Contract Documents including, without limitation, the Specifications.

END OF DOCUMENT

**REFERENCES****PART 1 - GENERAL****1.01 SCHEDULE OF REFERENCES:**

**The following information is intended only for the general assistance of the Contractor, and the District does not represent that all of the information is current. It is the Contractor's responsibility to verify the correct information for each of the entities listed.**

AA	The Aluminum Association 1400 Crystal Drive, Suite 430 Arlington, VA 22202 www.aluminum.org	703/358-2960
AABC	Associated Air Balance Council 2401 Pennsylvania Avenue NW, Suite 330 Washington, DC 20037 www.aabc.com	202/737-0202
AASHTO	American Association of State Highway and Transportation Officials 555 12th St. NW - Suite 1000 Washington, DC 20004 www.transportation.org	202/624-5800
AATCC	American Association of Textile Chemists and Colorists P.O. Box 12215 Research Triangle Park, NC 27709-2215 www.aatcc.org	919/549-8141
ACA	American Coatings Association 901 New York Ave., NW, Suite 300 West Washington, DC 20001 www.paint.org	202/462-6272
ACI	American Concrete Institute 38800 Country Club Dr. Farmington Hills, MI 48331-3439 www.concrete.org	248/848-3800
ACPA	American Concrete Pipe Association 5605 N. MacArthur Blvd., Suite 340 Irving, TX 75038 www.concrete-pipe.org	972/506-7216

ADC	Air Duct Council 1901 N. Roselle Road, Suite 800 Schaumburg, IL 60195 <a href="http://www.flexibleduct.org">www.flexibleduct.org</a>	847/706-6750
AF&PA	American Forest and Paper Association 1101 K Street, NW, Suite 700 Washington, DC 20005 <a href="http://www.afandpa.org">www.afandpa.org</a>	202/463-2700
AGA	American Gas Association 400 North Capitol Street, NW, Suite 450 Washington, DC 20001 <a href="http://www.aga.org">www.aga.org</a>	202/824-7000
AGC	Associate General Contractors of America 2300 Wilson Blvd., Suite 300 Arlington, VA 22201 <a href="http://www.agc.org">www.agc.org</a>	703/548-3118
AHA	American Hardboard Association 1210 West Northwest Highway Palatine, IL 60067 <a href="http://domensino.com/AHA/default.htm">http://domensino.com/AHA/default.htm</a>	847/934-8800
AI	Asphalt Institute 2696 Research Park Drive Lexington, KY 40511-8480 <a href="http://www.asphaltinstitute.org">www.asphaltinstitute.org</a>	859/288-4960
AIA	The American Institute of Architects 1735 New York Ave., NW Washington, DC 20006-5292 <a href="http://www.aia.org">www.aia.org</a>	202/626-7300
AISC	American Institute of Steel Construction 130 East Randolph Street, Suite 2000 Chicago, IL 60601 <a href="http://www.aisc.org">www.aisc.org</a>	312.670.2400
AISI	American Iron and Steel Institute 25 Massachusetts Ave., NW, Suite 800 Washington, DC 20001 <a href="http://www.steel.org">www.steel.org</a>	202/452-7100
AITC	American Institute of Timber Construction 1010 South 336th Street, #210 Federal Way, WA 98003-7394 <a href="https://www.plib.org/aitc/">https://www.plib.org/aitc/</a>	253/835-3344

ALI	Associated Laboratories, Inc. P.O. Box 152837 Dallas, TX 75315 www.assoc-labs.com	214/565-0593
ALSC	American Lumber Standards Committee, Inc. 7470 New Technology Way, Suite F Frederick, MD 21703 www.alsc.org	301/972-1700
AMCA	Air Movement and Control Association International, Inc. 30 W. University Drive Arlington Heights, IL 60004 www.amca.org	847/394-0150
AMPP (formerly SSPC)	Association for Materials Protection and Performance (merger of Society for Protective Coatings and National Association of Corrosion Engineers International) (formerly Steel Structures Painting Council) 800 Trumbull Drive Pittsburgh, PA 15205 www.sspc.org	412/281-2331 877/281-7772
ANLA	AmericanHort (merger of American Nursery & Landscape Association and OFA – The Association of Horticultural Professionals) 2130 Stella Court Columbus, OH 43215 www.americanhort.org	614/487-1117
ANSI	American National Standards Institute 1899 L Street, NW, 11th Floor Washington, DC 20036 www.ansi.org	202/293-8020
APA	APA-The Engineered Wood Association 7011 S. 19th Street Tacoma, WA 98466-5333 www.apawood.org	253/565-6600

APA	Architectural Precast Association 325 John Knox Rd, Suite L-103 Tallahassee, FL 32303 www.archprecast.org	850/205-5637
APCIA	American Property Casualty Insurance Association (merger of American Insurance Association (formerly the National Board of Fire Underwriters) with the Property Casualty Insurers Association of America) 555 12th St, NW, Suite 550 Washington DC 20004 www.apci.org	202/828-7100
AHRI	Air Conditioning and Refrigeration Institute (now Air- Conditioning, Heating, & Refrigeration Institute) 2311 Wilson Blvd, Suite 400 Arlington, VA 22201 www.ahrinet.org	703/524-8800
ARMA	Asphalt Roofing Manufacturers Association 2331 Rock Spring Road Forest Hill, MD 21050 www.asphaltroofing.org	443/640-1075
ASA	The Acoustical Society of America Suite 300 1305 Walt Whitman Road Melville, NY 11747-4300 <a href="https://acousticalsociety.org/">https://acousticalsociety.org/</a>	516/576-2360
ASCE	American Society of Civil Engineers 1801 Alexander Bell Drive Reston, VA 20191 www.asce.org	800/548-2723 703/295-6300
ASHRAE	American Society of Heating, Refrigerating and Air Conditioning Engineers 180 Technology Parkway Peachtree Corners, GA 30092 www.ashrae.org	800/527-4723 404/636-8400
ASLA	American Society of Landscape Architects 636 Eye Street, NW Washington, DC 20001-3736 www.asla.org	202/898-2444
ASME	American Society of Mechanical Engineers Two Park Avenue New York, NY 10016-5990 www.asme.org	800/834-2763

ASPE	American Society of Plumbing Engineers 6400 Shafer Court, Suite 350 Rosemont, IL 60018 <a href="http://aspe.org">http://aspe.org</a>	847/296-0002
ASQ	American Society for Quality P.O. Box 3005 Milwaukee, WI 53201-3005 or 600 North Plankinton Avenue Milwaukee, WI 53203 <a href="http://asq.org">http://asq.org</a>	800/248-1946 414/272-8575
ASSE	American Society of Sanitary Engineering 18927 Hickory Creek Dr., Suite 220 Mokena, IL 60448 <a href="http://www.asse-plumbing.org">www.asse-plumbing.org</a>	708/995-3019
ASTM	ASTM International 100 Barr Harbor Drive PO Box C700 West Conshohocken, PA, 19428-2959 <a href="http://www.astm.org">www.astm.org</a>	610/832-9500
AWCI	Association of the Wall and Ceiling Industry 513 West Broad Street, Suite 210 Falls Church, VA 22046 <a href="http://www.awci.org">www.awci.org</a>	703/538-1600
AWPA	American Wood Protection Association (formerly American Wood Preservers Institute) P.O. Box 361784 Birmingham, AL 35236-1784 <a href="http://www.awpa.com">www.awpa.com</a>	205/733-4077
AWS	American Welding Society 8669 NW 36 Street, Suite 130 Miami, FL 33166 <a href="http://www.aws.org">www.aws.org</a>	800/443-9353 305/443-9353
AWI	Architectural Woodwork Institute 46179 Westlake Drive, Suite 120 Potomac Falls, VA 20165-5874 <a href="http://www.awinet.org">www.awinet.org</a>	571/323-3636
AWWA	American Water Works Association 6666 West Quincy Avenue Denver, CO 80235 <a href="http://www.awwa.org">www.awwa.org</a>	800/926-7337 303/794-7711

BHMA	Builders Hardware Manufacturers Association 355 Lexington Avenue, 15th Floor New York, NY 10017 <a href="http://www.buildershardware.com">www.buildershardware.com</a>	212/297-2122
BIA	The Brick Industry Association 12007 Sunrise Valley Drive, Suite 430 Reston, VA 20191 <a href="http://www.gobrick.com">www.gobrick.com</a>	703/620-0010
CGA	Compressed Gas Association 8484 Westpark Drive, Suite 220 McLean, VA 22102 <a href="http://www.cganet.com">www.cganet.com</a>	703/788-2700
CISCA	Ceilings & Interior Systems Construction Association 1010 Jorie Blvd, Suite 30 Oak Brook, IL 60523 <a href="http://www.cisca.org">www.cisca.org</a>	630/584-1919
CISPI	Cast Iron Soil Pipe Institute 2401 Fieldcrest Dr. Mundelein, IL 60060 <a href="http://www.cispi.org">www.cispi.org</a>	224/864-2910
CLFMI	Chain Link Fence Manufacturers Institute 10015 Old Columbia Road, Suite B-215 Columbia, MD 21046 <a href="http://chainlinkinfo.org">chainlinkinfo.org</a>	301/596-2583
CPA	Composite Panel Association 19465 Deerfield Avenue, Suite 306 Leesburg, VA 20176 <a href="http://www.compositepanel.org">www.compositepanel.org</a>	703/724-1128
CPSC	Consumer Product Safety Commission 4330 East-West Highway Bethesda, MD 20814 <a href="http://www.cpsc.gov">www.cpsc.gov</a>	800/638-2772
CRA	California Redwood Association 818 Grayson Road, Suite 201 Pleasant Hill, CA 94523 <a href="http://www.calredwood.org">www.calredwood.org</a>	925/935-1499



CRI	Carpet and Rug Institute 100 S. Hamilton Street Dalton, GA 30722-2048 www.carpet-rug.org	706/278-3176
CRSI	Concrete Reinforcing Steel Institute 933 N. Plum Grove Road Schaumburg, IL 60173-4758 www.crsi.org	847/517-1200
CSI	The Construction Specifications Institute 123 North Pitt St, Suite 450 Alexandria, VA 22314 www.csinet.org	800/689-2900
CTIOA	Ceramic Tile Institute of America 12061 Jefferson Blvd. Culver City, CA 90230-6219 www.ctioa.org	310/574-7800
DHA	Decorative Hardwoods Association (formerly Hardwood Plywood & Veneer Association) 42777 Trade West Dr. Sterling, VA 20166 <a href="https://www.decorativehardwoods.org/">https://www.decorativehardwoods.org/</a>	703/435-2900
DHI	Door and Hardware Institute (formerly National Builders Hardware Association) 2001 K Street NW, 3rd Floor North Washington, DC 20006 www.dhi.org	202/367-1134
DIPRA	Ductile Iron Pipe Research Association P.O. Box 190306 Birmingham, AL 35219 www.dipra.org	205/402-8700
DOC	U.S. Department of Commerce 1401 Constitution Ave., NW Washington, DC 20230 www.commerce.gov	202/482-2000
DOT	U.S. Department of Transportation 1200 New Jersey Avenue, SE Washington, DC 20590 www.dot.gov	855/368-4200
EJMA	Expansion Joint Manufacturers Association, Inc. 25 North Broadway Tarrytown, NY 10591 www.ejma.org	914/332-0040

EPA	Environmental Protection Agency Ariel Rios Building 1200 Pennsylvania Avenue, N.W. Washington, DC 20460 <a href="http://www.epa.gov">www.epa.gov</a>	202/272-0167
FCICA	Floor Covering Installation Contractors Association 800 Roosevelt Rd., Bldg. C, Suite 312 Glen Ellyn, IL 60137 <a href="http://www.fcica.com">www.fcica.com</a>	630/672-3702
FGIA	Fenestration and Glazing Industry Alliance 1900 E Golf Rd, Suite 1250 Schaumburg, IL 60173 <a href="https://fgiaonline.org/">https://fgiaonline.org/</a>	847/303-5664
FM Global	Factory Mutual Insurance Company Amy Daley Global Practice Leader – Education, Public Entities, Health Care FM Global 270 Central Avenue Johnston, RI 02919-4949 <a href="http://www.fmglobal.com">www.fmglobal.com</a>	401/275-3000 401/275-3029
FS	General Services Administration (GSA) Index of Federal Specifications, Standards and Commercial Item Descriptions 470 East L'Enfant Plaza, SW, Suite 8100 Washington, DC 20407 <a href="http://www.gsa.gov">www.gsa.gov</a>	202/619-8925
GA	The Gypsum Association 962 Wayne Ave., Suite 620 Silver Spring, MD 20910 <a href="http://www.gypsum.org">www.gypsum.org</a>	301/277-8686
HMA	Hardwood Manufacturers Association One Williamsburg Place, Suite 108 Warrendale, PA 15086 <a href="http://hmamembers.org">http://hmamembers.org</a>	412/244-0440

IAPMO	International Association of Plumbing and Mechanical Officials (formerly the Western Plumbing Officials Association) 4755 E. Philadelphia St. Ontario, CA 91761 <a href="http://www.iapmo.org">www.iapmo.org</a>	909/472-4100
ICC	International Code Council 500 New Jersey Avenue, NW, 6th Floor Washington, DC 20001 <a href="http://www.iccsafe.org">www.iccsafe.org</a>	888/422-7233
IEEE	Institute of Electrical and Electronics Engineers 3 Park Avenue, 17th Floor New York, NY 10016-5997 <a href="http://www.ieee.org">www.ieee.org</a>	212/419-7900
IES	Illuminating Engineering Society 120 Wall Street, Floor 17 New York, NY 10005-4001 <a href="http://www.ies.org">www.ies.org</a>	212/248-5000
ITRK	Intertek Testing Services 3933 US Route 11 Cortland, NY 13045 <a href="http://www.intertek.com">www.intertek.com</a>	607/753-6711
MCAA	Mechanical Contractors Association of America 1385 Piccard Drive Rockville, MD 20850 <a href="http://www.mcaa.org">www.mcaa.org</a>	301/869-5800
MMPA (formerly WMMPA)	Moulding & Millwork Producers Association (formerly Wood Moulding & Millwork Producers Association) 507 First Street Woodland, CA 95695 <a href="http://www.wmmpa.com">www.wmmpa.com</a>	530/661-9591 800/550-7889
MSS	Manufacturers Standardization Society (MSS) of the Valve and Fittings Industry, Inc. 127 Park Street, NE Vienna, VA 22180-4602 <a href="http://mss-hq.org">http://mss-hq.org</a>	703/281-6613
NAAMM	National Association of Architectural Metal Manufacturers 800 Roosevelt Rd. Bldg. C, Suite 312 Glen Ellyn, IL 60137 <a href="http://www.naamm.org">www.naamm.org</a>	630/942-6591

NAIMA	North American Insulation Manufacturers Association P.O. Box 1906 Alexandria, VA 22313 <a href="https://insulationinstitute.org/">https://insulationinstitute.org/</a>	703/684-0084
NALP	National Association of Landscape Professionals (formerly Professional Landcare Network) 12500 Fair Lakes Circle, Suite 200 Fairfax, VA 22033 <a href="https://www.landscapeprofessionals.org/">https://www.landscapeprofessionals.org/</a>	703/736-9666
NAPA	National Asphalt Pavement Association 6406 Ivy Lane, Suite 350 Greenbelt, MD 20770-1441 <a href="http://www.asphaltpavement.org">www.asphaltpavement.org</a>	888/468-6499 301/731-4748
NCSPA	National Corrugated Steel Pipe Association 14070 Proton Road, Suite 100 Dallas, TX 75244 <a href="http://www.ncspa.org">www.ncspa.org</a>	972/850-1907
NCMA	National Concrete Masonry Association 13750 Sunrise Valley Drive Herndon, VA 20171-4662 <a href="http://www.ncma.org">www.ncma.org</a>	703/713-1900
NEBB	National Environmental Balancing Bureau 8575 Grovemont Circle Gaithersburg, MD 20877 <a href="http://www.nebb.org">www.nebb.org</a>	301/977-3698
NECA	National Electrical Contractors Association 1201 Pennsylvania Ave. NW Washington, D.C., 20004 <a href="http://www.necanet.org">www.necanet.org</a>	202/991-6300
NEMA	National Electrical Manufacturers Association 1300 North 17th Street N, Suite 900 Rosslyn, VA 22209 <a href="http://www.nema.org">www.nema.org</a>	703/841-3200
NEII	National Elevator Industry, Inc. 5537 SW Urish Road Topeka, KS 66610 <a href="https://nationalelevatorindustry.org/">https://nationalelevatorindustry.org/</a>	703/589-9985
NFPA	National Fire Protection Association 1 Batterymarch Park Quincy, MA 02169-7471 <a href="http://www.nfpa.org">www.nfpa.org</a>	800/344-3555 855/274-8525

NGA (formerly GANA)	National Glass Association (merged with Glass Association of North America) 1945 Old Gallows Road Suite 750 Vienna, VA 22182 www.glass.org	866/342-5642 Ext 127
NHLA	National Hardwood Lumber Association PO Box 34518 Memphis, TN 38184 www.nhla.com	901/377-1818
NIA	National Insulation Association 516 Herndon Pkwy., Ste. D Herndon, VA 20170 www.insulation.org	703/464-6422
NRCA	National Roofing Contractors Association 10255 W. Higgins Road, Suite 600 Rosemont, IL 60018-5607 www.nrca.net	847/299-9070
NSF	NSF International 789 N. Dixboro Road Ann Arbor, MI 48113-0140 www.nsf.org	800/673-6275 734/769-8010
NSI	Natural Stone Institute (formerly Marble Institute of America) 380 E. Lorain St. Oberlin, OH 44074 <a href="https://www.naturalstoneinstitute.org/">https://www.naturalstoneinstitute.org/</a>	440/250-9222
NTMA	National Terrazzo and Mosaic Association 209 N. Crockett Street, Suite 2 PO Box 2605 Fredericksburg, TX 78624 www.ntma.com	800/323-9736
OSHA	Occupational Safety and Health Act U.S. Department of Labor Occupational Safety & Health Administration 200 Constitution Ave., NW Washington, DC 20210 www.osha.gov	800/321-OSHA (6742)

PCA	Portland Cement Association 5420 Old Orchard Road Skokie, IL 60077 or 200 Massachusetts Ave NW, Suite 200 Washington, DC 20001 www.cement.org	847/966-6200 202/408-9494
PCA	Painting Contractors Association (formerly Painting and Decorating Contractors of America) 2316 Millpark Drive Maryland Heights, MO 63043 <a href="https://www.pcapainted.org/">https://www.pcapainted.org/</a>	800/322-7322
PCI	Precast/Prestressed Concrete Institute 8770 W. Bryn Mawr Ave., Suite 1150 Chicago, IL 60631 www.pci.org	312/786-0300
PDI	Plumbing & Drainage Institute 800 Turnpike Street, Suite 300 North Andover, MA 01845 <a href="http://pdionline.org">http://pdionline.org</a>	978/557-0720 800/589-8956
PEI	Porcelain Enamel Institute, Inc. P.O. Box 920220 Norcross, GA 30010 www.porcelainenamel.com	770/676-9366
PG&E	Pacific Gas & Electric Company P.O. Box 997300 Sacramento, CA 95899-7300 www.pge.com	800/743-5000
PLIB	Pacific Lumber Inspection Bureau (formerly West Coast Lumber Inspection Bureau) 1010 South 336th Street, Suite 210 Federal Way, WA 98003-7394 <a href="https://www.plib.org/">https://www.plib.org/</a>	253/835-3344
RFCI	Resilient Floor Covering Institute 115 Broad Street, Suite 201 La Grange, GA 30240 www.rfci.com	706/882-3833
SDI	Steel Deck Institute P.O. Box 426 Glenshaw, PA 15116 www.sdi.org	412/487-3325

SDI	Steel Door Institute 30200 Detroit Road Westlake, OH 44145 <a href="http://www.steeldoor.org">www.steeldoor.org</a>	440/899-0010
SJI	Steel Joist Institute 140 West Evans Street, Suite 203 Florence, SC 29501 <a href="http://steeljoist.org">http://steeljoist.org</a>	843/407-4091
SMA	Stucco Manufacturers Association 5753 E Santa Ana Cyn Rd, #G-156 Anaheim, CA 92807 <a href="http://www.stuccomfgassoc.com">www.stuccomfgassoc.com</a>	714/473-9579
SMACNA	Sheet Metal and Air Conditioning Contractors' National Association 4201 Lafayette Center Drive Chantilly, VA 20151-1219 <a href="http://www.smacna.org">www.smacna.org</a>	703/803-2980
SPI	SPI: The Plastics Industry Trade Association, Inc. 1425 K St. NW, Suite 500 Washington, DC 20005 <a href="http://www.plasticsindustry.org">www.plasticsindustry.org</a>	202/974-5200
TCA	The Tile Council of North America 100 Clemson Research Blvd. Anderson, SC 29625 <a href="http://www.tcnatile.com">www.tcnatile.com</a>	864/646-8453
TPI	Truss Plate Institute 2670 Crain Highway, Suite 203 Waldorf, MD 20601 <a href="http://www.tpinst.org">www.tpinst.org</a>	240/587-5582
TPI	Turfgrass Producers International 444 E. Roosevelt Road #346 Lombard, IL 60148 <a href="http://www.turfgrasssod.org">www.turfgrasssod.org</a>	800/405-8873 847/649-5555
TCIA	Tree Care Industry Association (formerly the National Arborist Association) 670 N Commercial Street, Suite 201 Manchester, NH 03101 <a href="http://www.tcia.org">www.tcia.org</a>	603/314-5380 800/733-2622

TVI	The Vermiculite Institute c/o The Schundler Company 10 Central Street Nahant, MA 01908 <a href="http://www.vermiculiteinstitute.org">www.vermiculiteinstitute.org</a>	732/287-2244
UL	Underwriters Laboratories Inc. 333 Pfingsten Road Northbrook, IL 60062-2096 <a href="http://www.ul.com">www.ul.com</a>	847/272-8800 877/854-3577
UNI	Uni-Bell PVC Pipe Association 201 E. John Carpenter Freeway, Suite 750 Irving, TX 75062 <a href="http://www.uni-bell.org">www.uni-bell.org</a>	972/243-3902
USDA	U.S. Department of Agriculture 1400 Independence Ave., S.W. Washington, DC 20250 <a href="http://www.usda.gov">www.usda.gov</a>	202/720-2791
WA	Wallcoverings Association 35 E Wacker Dr., Suite 850 Chicago, IL 60601 <a href="http://www.wallcoverings.org">www.wallcoverings.org</a>	312/224-2574
WCMA	Window Covering Manufacturers Association 355 Lexington Avenue 15th Floor New York, NY 10017 <a href="http://www.wcmanet.org">www.wcmanet.org</a>	212/297-2122
WDMA	Window & Door Manufacturers Association 2001 K Street NW, 3rd Floor North Washington, D.C. 20006 <a href="http://www.wdma.com">www.wdma.com</a>	202/367-1157
WI	Woodwork Institute 1455 Response Road, Suite 110 Sacramento, CA 95815 <a href="http://www.wicnet.org">www.wicnet.org</a>	916/372-9943
WRI	Wire Reinforcement Institute 942 Main Street, Suite 300 Hartford, CT 06103 <a href="http://www.wirereinforcementinstitute.org">www.wirereinforcementinstitute.org</a>	860/240-9545
WWCA	Western Wall & Ceiling Contractors Association 1910 N. Lime St. Orange, CA 92865 <a href="http://www.wwcca.org">www.wwcca.org</a>	714/221-5520



WWPA	Western Wood Products Association (formerly Redwood Inspection Service) 1500 SW First Ave., Suite 870 Portland, OR 97201 <a href="http://www.wwpa.org">www.wwpa.org</a>	503/224-3930
------	--	--------------

**PART 2 - PRODUCTS Not Used.**

**PART 3 - EXECUTION Not Used.**

END OF DOCUMENT

**MATERIALS AND EQUIPMENT**

**PART 1 - GENERAL**

**1.01 RELATED DOCUMENTS AND PROVISIONS**

All Contract Documents should be reviewed for applicable provisions related to the provisions in this document, including without limitation:

- A. General Conditions, including, without limitation, Purchase of Materials and Equipment;
- B. Special Conditions;
- C. Imported Materials Certification.

**1.02 MATERIAL AND EQUIPMENT**

- A. Only items approved by the District and/or Design Professional shall be used.
- B. Contractor shall submit lists of products and other product information in accordance with the Contract Documents, including, without limitation, the provisions regarding the submittals.

**1.03 MATERIAL AND EQUIPMENT COLORS**

- A. The District and/or Architect will provide a schedule of colors.
- B. No individual color selections will be made until after approval of all pertinent materials and equipment and after receipt of appropriate samples in accordance with the Contract Documents, including, without limitation, the provisions regarding the submittals.
- C. Contractor shall request priority in writing for any item requiring advance ordering to maintain the approved Construction Schedule.

**1.04 DELIVERY, STORAGE, AND HANDLING**

- A. Contractor shall deliver manufactured materials in original packages, containers, or bundles (with seals unbroken), bearing name or identification mark of manufacturer.
- B. Contractor shall deliver fabrications in as large assemblies as practicable; where specified as shop-primed or shop-finished, package or crate as required to preserve such priming or finish intact and free from abrasion.
- C. Contractor shall store materials in such a manner as necessary to properly protect them from damage. Materials or equipment damaged by handling, weather, dirt, or from any other cause will not be accepted.

- D. Materials are not acceptable that have been warehoused for long periods of time, stored or transported in improper environment, improperly packaged, inadequately labeled, poorly protected, excessively shipped, deviated from normal distribution pattern, or reassembled.
- E. Contractor shall store material so as to cause no obstructions of sidewalks, roadways, access to the Site or buildings, and underground services. Contractor shall protect material and equipment furnished under Contract.
- F. Contractor may store materials on Site with prior written approval by the District, all material shall remain under Contractor's control and Contractor shall remain liable for any damage to the materials. Should the Project Site not have storage area available, the Contractor shall provide for off-site storage at a bonded warehouse and with appropriate insurance coverage at no cost to District.
- G. When any room in Project is used as a shop or storeroom, the Contractor shall be responsible for any repairs, patching, or cleaning necessary due to that use. Location of storage space shall be subject to prior written approval by District.

## **PART 2 - PRODUCTS**

### **2.01 MANUFACTURERS**

- A. Manufacturers listed in various sections of Contract Documents are names of those manufacturers that are believed to be capable of supplying one or more of items specified therein.
- B. The listing of a manufacturer does not imply that every product of that manufacturer is acceptable as meeting the requirements of the Contract Documents.

### **2.02 FACILITIES AND EQUIPMENT**

Contractor shall provide, install, maintain, and operate a complete and adequate facility for handling, the execution, disposal, and distribution of material and equipment as required for proper and timely performance of Work connected with Contract.

### **2.03 MATERIAL REFERENCE STANDARDS**

Where material is specified solely by reference to "standard specifications" and if requested by District, Contractor shall submit for review data on actual material proposed to be incorporated into Work of Contract listing name and address of vendor, manufacturer, or producer, and trade or brand names of those materials, and data substantiating compliance with standard specifications.

## **PART 3 - EXECUTION**

### **3.01 WORKMANSHIP**

- A. Where not more specifically described in any other Contract Documents, workmanship shall conform to methods and operations of best standards and accepted practices of trade or trades involved and shall include items of fabrication, construction, or installation regularly furnished or required for completion (including finish and for successful operation, as intended).
- B. Work shall be executed by tradespersons skilled in their respective lines of Work. When completed, parts shall have been durably and substantially built and present a neat appearance.

### **3.02 COORDINATION**

- A. Contractor shall coordinate installation of Work so as to not interfere with installation of others. Adjustment or rework because of Contractor's failure to coordinate will be at no additional cost to District.
- B. Contractor shall examine in-place work for readiness, completeness, fitness to be concealed or to receive other work, and in compliance with Contract Documents. Concealing or covering Work constitutes acceptance of additional cost which will result should in-place Work be found unsuitable for receiving other Work or otherwise deviating from the requirements of the Contract Documents.

### **3.03 COMPLETENESS**

Contractor shall provide all portions of the Work, unless clearly stated otherwise, installed complete and operational with all elements, accessories, anchorages, utility connections, etc., in manner to assure well-balanced performance, in accordance with manufacturer's recommendations and by Contract Documents. For example, electric water coolers require water, electricity, and drain services; roof drains require drain system; sinks fit within countertop, etc. Terms such as "installed complete," "operable condition," "for use intended," "connected to all utilities," "terminate with proper cap," "adequately anchored," "patch and refinish," "to match similar," should be assumed to apply in all cases, except where completeness of functional or operable condition is specifically stated as not required.

### **3.04 APPROVED INSTALLER OR APPLICATOR**

Installation by a manufacturer's approved installer or applicator is an understood part of Specifications and only approved installer or applicator is to provide on-site Work where specified manufacturer has on-going program of approving (i.e. certifying, bonding, re-warranting) installers or applicators. Newly established relationships between a manufacturer and an installer or applicator who does not have other approved applicator work in progress or completed is not approved for this Project.

### **3.05 MANUFACTURER'S RECOMMENDATIONS**

All installations shall be in accordance with manufacturer's published recommendations and specific written directions of manufacturer's representative. Should Contract Documents differ from recommendations of manufacturer or directions of his representative, Contractor shall analyze differences, make recommendations to the District and the Architect in writing, and shall not proceed until interpretation or clarification has been issued by the District and/or the Architect.

END OF DOCUMENT

**QUALITY CONTROL**

DIVISIONS 00 AND 01 ARE A PART OF THIS SECTION

**PART 1 GENERAL**

## 1.01 SCOPE OF WORK

The work of this Section shall include the furnishing of all labor, materials and equipment required to complete all the tests and inspections of materials indicated on the drawings and as specified herein.

## 1.02 WORK INCLUDED

- a. Earthwork: Inspection of subgrade improvement operations, compacted fill and field density tests.
- b. Concrete Work: Testing and certification of concrete ingredients, compression cylinders, reinforcing steel and placement inspections.
- c. Foam Roofing: Testing of foam density, inspection of foam and top-coat thickness.

## 1.03 OWNER'S INSPECTOR

- a. A DSA Certified project inspector employed by the Owner in accordance with the requirements of State of California Code of Regulations, Title 24 will be assigned to the work. Their duties are specifically defined in Part 1, Title 24, C.C.R., Sec. 4-342.
- b. The work of construction in all stages of progress shall be subject to the personal continuous observation of the inspector. He shall have free access to any or all parts of the work at any time. The General Contractor shall furnish the inspector reasonable facilities for obtaining such information as may be necessary to keep him fully informed respecting the progress and manner of the work and the character of the materials. Inspection of the work shall not relieve the General Contractor from any obligation to fulfill this Contract.
- c. Defective, or to require their correction. Rejected workmanship shall be satisfactorily corrected and rejected materials shall be removed from the premises without charge to the Owner. If the General Contractor does not correct such rejected work within a reasonable time, fixed by written notice, the Owner may correct same and charge the expense to the General Contractor. Should it be considered necessary or advisable by the Owner at any time before final acceptance of the entire work to make an examination of the work already completed by removing or tearing out the same, the General Contractor shall on request promptly furnish all necessary facilities, labor and materials. If such work is found to be defective in any respect due to the fault of the General Contractor or his subcontractor, he shall defray all expenses of such examinations and of satisfactory reconstruction. If, however, such work is found to meet the requirements of the Contract, the additional cost of labor and material necessarily involved in the examination and replacement shall be allowed the General Contractor.

## 1.04 COOPERATION

- a. **Laboratory:** Shall cooperate with all trades whose work affects or is affected by the tests and inspections.
- b. **Cooperation:** The General Contractor to cooperate with and provide testing laboratory opportunity and assistance in taking samples, making field tests and making inspections.

**1.05 SPECIAL PROVISIONS**

- a. **Governing Agency:** Shall be as specified in Section 01 41 00.
- b. **Laboratory:** To be approved by Owner, Architect, Structural Engineer and Governing Agency. Laboratory shall be in the employ of the Owner. (Laboratory of Record may not be selected or known at time of bid or award of contract).
- c. **Duties of Testing Laboratory:** Inspect stock, mark identified stock, select and mark test specimens, perform required tests, inspections as specified, furnish required reports and certificates.
- d. **Reports:** To be executed immediately upon conclusion of each procedure and forwarded to:

Architect	Structural Engineer	Contractor
Owner	Subcontractor	Job Inspector
Governing Agency		

- (1) One copy of all tests reports shall be forwarded to The Division of the State Architect by the testing agency. Such reports shall include all tests made, regardless of whether such tests indicate that the material is satisfactory or unsatisfactory. Samples taken but not tested shall also be reported. Records of special sampling operations as required shall also be reported. The reports shall show that the material or materials were sampled and tested in accordance with the requirements of Title 24 and with the approved specifications. Test reports shall show the specified design strength. They shall also state definitely whether or not the material or materials tested comply with requirements.
- (2) **Verification of Test Reports:** Each testing agency shall submit to the Division of the State Architect a verified report in duplicate covering all of the tests which are required to be made by that agency during the progress of the project. Such report shall be furnished each time that work on the project is suspended, covering the tests up to that time, and at the completion of the project, covering all tests.
- e. **Payment:** The Owner shall pay for all tests. When in the opinion of the Architect or the Division of the State Architect, additional tests are required, then such tests and inspection shall be paid for by the Owner but the amount paid shall be deducted from the Contract Price. Examples of such additional tests are: Tests of material substituted for previously accepted materials, unidentified materials, retests made necessary by the failure of materials to comply with the requirements of the specifications and load tests necessary because certain portions of the structure have not fully met specification or plan requirements.
- f. **Selection of Samples:** All samples and specimens for testing shall be selected by the inspector or by the testing laboratory, but not by the Contractor. The Contractor shall, at his own expense, furnish, package, mark and deliver all samples to be tested, when

so directed by the inspector, testing laboratory, or as required by the specifications. Delivery of samples to the testing laboratory shall be made in ample time to allow tests to be made without delaying construction. No extra time will be allowed for the completion of the work by reason of delay in testing samples. The General Contractor shall allow free access at all times to the representatives of the testing laboratory to the sources from which samples are taken.

- g. Preparation of Specimens: Taken by and at expense of fabricator under direction of testing laboratory and machined or prepared to conform to appropriate ASTM specification. Cost of machining specimens is considered part of the testing.
- h. Architect and Structural Engineer reserve the right to demand for test and special examination any materials or part thereof to insure compliance with specifications, and may reject for satisfactory replacement, any material or part judged defective as a result thereof. Applies also to materials or sources of same substituted for those previously approved. Such tests or examinations, even though not specified shall be performed as and when required. Costs paid for by Owner, but the amount paid shall be deducted from the Contract.

#### 1.06 RELATED & APPLICABLE CODES

### **TITLE 24, PART 2 (2019 CBC) VOLUME 2 TESTS AND INSPECTION REQUIREMENTS**

#### **FOUNDATIONS AND RETAINING WALLS CHAPTER 18A**

##### **INSPECTION:**

- 1. Piles 1705 A.7
- 2. Pier Foundations 1705 A.8

#### **CONCRETE CHAPTER 19A**

##### **MATERIALS:**

- 1. Portland Cement 1705 A.3.2; 1910 A.1
- 2. Concrete Aggregates 1705 A.3.2; 1903 A.5
- 3. Shotcrete Aggregates 1908 A.3
- 4. Reinforcing Bars 1705 A.3.2; 1910 A.2
- 5. Prestressing Steel and Anchorage 1705 A.3.2; 1910 A.3

##### **QUALITY:**

- 1. Proportions of Concrete 1910 A.1; Table 1705 A.3, Item 5
- 2. Strength Tests of Concrete 1905 A.1.15; Table 1705 A.3, Item 5, ACI 318 Sec. 26.4, 26.12
- 3. Splitting Tensile Tests
- 4. Shotcrete Proportions 1908 A.2
- 5. Shotcrete Cores 1908 A.5
- 6. Composite Construction Cores 1910 A.4

##### **INSPECTION:**

- 1. Batch Plant 1705 A.3.3
- 2. Waiver of Batch Plant 1705 A.3.3.1
- 3. Preplacement and Placing 1705A.3.5; 1705A.3.6
- 4. Prestressed Concrete 1705 A.3.4



5. Shotcrete	1705 A.19; 1908 A
6. Reinforcing Bar Welding	1903 A.8; Table 1705 A.2.1
7. Post-Installed Anchors in Concrete	1910 A.5; Table 1705 A.3, Items 4a&4b
8. Reinforcing Bar Welding	1903A.8; 1705A.3.1; Table 1705 A.3 Item 2; Table 1705 A.2.1, Item 5b

**ALUMINUM**  
**CHAPTER 20A**

**MATERIALS:**

1. Alloys	2002.1
2. Identification	2002.1

**INSPECTION:**

1. Welding	2003.1
------------	--------

**MASONRY**  
**Chapter 21A**

**MATERIALS:**

1. Masonry Units	2103 A.1
2. Portland Cement, Lime	2103 A
3. Mortar & Grout Aggregates	2103 A.2; 2103 A.3
4. Reinforcing Bars	2103 A.14

**QUALITY:**

1. Portland Cement Tests	1910 A.1
2. Mortar and Grout Tests	2105 A.3
3. Masonry Prism Tests	2105 A.2
4. Masonry Core Tests	2105 A.4
5. Masonry Unit Tests	2105 A.2, 2105 A.3; 1705 A.4
6. Reinforcing Bar Tests	1910 A.2

**INSPECTION:**

1. Reinforced Masonry	1705 A.4
2. Reinforced Bar Welding	1903 A.8, 1705A.3.1, Table 1705 A.3, Item 2, Table 1705 A.2.1, Item 5b
3. Post-Installed Anchors in Masonry	1705 A.4; 1910 A.5; 1616 A.1.19, Table 1705 A.3, Items 4a & 4b

**STEEL**  
**CHAPTER 22A**

**MATERIALS:**

1. Structural Steel	2205 A.1
2. Cold Formed Steel	2210 A.1
3. Identification	2202 A.1

**QUALITY:**

1. Tests of Structural and Cold Formed Steel	2211 A.1
2. Tests of High Strength Bolts, Nuts, Washers	2213 A.1
3. Tests of End Welded Studs	2213 A.2
4. Steel Joists	2207 A; 1705 A.2.3.1

5. Non Destructive Weld Tests 1705 A.2.1

**INSPECTION:**

- 1. Shop Fabrication 1704 A.2.5; 1705 A.2
- 2. Welding 1705 A.2.1
- 3. Nelson Stud Welding 1705 A.2.1
- 4. High Strength Bolt Installation 1705 A.2.1; Table 1705A.2.1

**WOOD  
CHAPTER 23A**

**MATERIALS:**

- 1. Lumber and Plywood 2303.1
- 2. Glu-Laminated Members 2303.1.3

**INSPECTION:**

- 1. Glu-Laminated Members 1705 A.5.4; 2303.1.3
- 2. Timber Connectors 1705 A.5.6
- 3. Manufactured Trusses 1705 A.5.2; 1705.5.3; 2303.4.7

**PART 2 EXECUTION**

2.01 EARTHWORK (Refer to Section 31 20 00)

- a. Testing Agency: Any required foundation consultation, examination or testing shall be done by an approved Geotechnical Engineer, per T24, Section 3304.1.
- b. Consultation or Procedures for this part of the work shall be only as requested by the Architect and Structural Engineer at the timework on the site is commenced and may consist of the following:
  - (1) Examination of exposed subgrades resulting from the cutting operation, including field density tests if considered necessary.
  - (2) Verify completed foundation excavations.
  - (3) Continuous inspection of any required filling and backfilling, including field density tests if considered necessary.
  - (4) Imported or Native Fill Material: Approved material, perform suitability tests for compaction, qualities and optimum moisture if required.
  - (5) Provide Continuous Inspection Supervision during removal and recompaction of existing soil and placement of fill.
  - (6) Inspect and approve completed footing excavations.
  - (7) Field Density Tests: Shall be made on samples from material in place as required to verify proper compaction densities of fills and backfills.
- c. Densities and Method: Densities specified relate to ASTM Designation D-1557 Method A.

2.02 CONCRETE WORK (Refer to Section 03 10 00)

- a. Inspections:
  - (1) Notification: The General Contractor shall notify the following people, giving advance notice prior to commencing the designated work:

Person Notified	Advance Notice	Prior to Commencing	For Inspection
Architect	24 hours	Form Work	Excav.

Architect & Inspector	24 hours	Pouring Conc.	Form & Steel
Governing Agency	48 hours	Pouring Conc.	Form & Steel

- (2) No concrete shall be poured except in the presence of the Owner's Inspector and only after the forms and reinforcing steel have been approved by the Structural Engineer or his representative.
  - (3) Batch Plant Inspections: When transit mixed concrete is used, continuous inspection shall be maintained at the plant by a qualified concrete technician who shall issue tickets certifying that quantities and quality of all materials used in the concrete are in accordance with these specifications and the approved design mix. The Owner will pay the costs of this inspection. This inspection will not be required for non-structural concrete (as defined in Paragraph (4) following).
  - (4) Bonded Weightmaster Certificates: Non-structural concrete such as floor slabs on grade, walks, curb & gutter, etc., shall not require continuous batch plant inspection, but instead, a bonded weightmaster shall furnish notarized affidavits certifying that quantities and quality of all materials used in the concrete are in accordance with these specifications and the approved mix design. Waiver of batch plant inspection shall comply with Title 24, 2013 C.B.C., 2012 IBC, Vol 2, Sec. 1705A3.3.2.
- b. Tests: All concrete materials to be tested and reported prior to any use of same.
- (1) Portland Cement: Shall be tested in accordance with T24, Section 1916A.1 and ASTM C-150. One sample shall be taken for each 100 tons of cement except that when used in bulk loading ready mix plants where separate bins for pretested cement are not available, grab samples shall be taken for each shipment of cement placed in the bin with not less than one sample being taken for each day's pour and such samples shall be subsequently tested if required by the Architect, structural engineer or the Division of the State Architect.
  - (2) Aggregate: Shall be in conformance with T24, Sec. 1903A.3
  - (3) Reinforcing Steel: To be tested prior to use for compliance with T24, Sections 1916A.2 and 1903A.8 and ASTM A-615 requirements, and comply with quality standards of T-24, Section 2102A.2.10. Welded rebar shall be inspected and certified per T24, Section 1704 A.3.1.1 and 1705.2.2.1.2.
    - (a) Samples: To be selected by representative of testing laboratory from material at the building site or place of distribution, to consist of two (2) pieces, each 18 inches (18") long of each size, furnished, cut and prepared for testing by Contractor, marked and delivered by representative of testing laboratory.
    - (b) Tests: One (1) tension and one (1) bend tests shall be made of each size of reinforcing steel including wire fabric. One (1) series of tests shall be made for each ten (10) tons or fraction thereof of each size of reinforcing steel if the bundles as delivered can be identified as to heat number and the mill analysis accompany the report. If they cannot be identified as to heat number, then one (1) series of tests shall be made from each two and one-half (2-1/2) tons or fraction thereof.
  - (4) Cylinder Tests: Shall comply with T24, 1905A.6.2.
    - (a) Three (3) cylinders of concrete shall be made for each fifty- (50) cubic yards of each grade of concrete or fraction thereof being placed each day. Each cylinder shall be dated, given a number, the point in the structure from which the sample was taken noted thereon and the slump noted thereon.
    - (b) Test cylinders shall be made at the job and stored in the testing laboratory in accordance with ASTM C-31. At the end of twenty-four

(24) hours after making, the cylinders shall be stored under moist curing conditions at approximately 70 degrees F. and maintained therein until tested. The cylinders shall be tested in accordance with ASTM C-31. The cylinders shall develop the following minimum ultimate compressive strengths:

<u>Design Strength</u>	<u>7 Day Test</u>	<u>28 Day Test</u>	<u>Location Used</u>
2500 p.s.i.	1500 p.s.i.	2500 p.s.i.	Flatwork
3000 p.s.i.	1800 p.s.i.	3000 p.s.i.	Foundations, Ret. Wall, and Light Pole Footings
4000 p.s.i.	2400 p.s.i.	4000 p.s.i.	Bleacher Footings

- (c) If the strengths of the first two cylinder tests are satisfactory, the third cylinder shall not be tested, but destroyed. The third cylinder shall be tested if the strengths of the first two cylinders are not satisfactory.
- (d) If the strength of the cylinders does not meet the minimum as mentioned above, core tests of the hardened concrete shall be made in accordance with T24, Section 1905A.6.5, and ASTM C-31. If the core tests show the concrete strength to be deficient, the concrete shall be deemed defective and removed. The General Contractor shall pay all costs of these core tests.

- c. Laboratory Designed Mixes: See Paragraph 3.01, Proportioning of Concrete Mixes, Section 03 10 00, Concrete Work.
- d. Mix Design;
  - (1) Mix design to be stamped and signed by a California registered Civil Engineer.
  - (2) Maximum w/c shall be 0.50.

2.03 FOAM ROOFING (Refer to Section 07 57 00)

- a. Testing Agency: Any required roofing consultation; an approved laboratory shall do examination or testing. Costs paid by Owner.
- b. Consultation: This portion of the work shall be as requested by the Architect or Inspector and these specifications and shall consist of at least the following prior to "Top-Coat" application:
- c. Inspections:
  - (1) Notification: The General Contractor shall notify the following people, giving advance notice prior to commencing the designated work:
 

<u>Personal Notified</u>	<u>Advance Notice</u>	<u>Prior to Commencing</u>	<u>For Inspection</u>
Architect & Inspector	24 hours	Priming	Roof Deck
Architect & Inspector	24 hours	"Top-Coat"	Density & Analysis
  - (2) No foam shall be sprayed except in the presence of the Owner's Inspector and only after the roof deck has been approved.
  - (3) No "Top-Coat" shall be applied except in the presence of the Owner's Inspector and only after foam has been tested and approved.
- d. Tests: Foam shall be tested prior to "Top-Coating".

- (1) Polyurethane foam shall be tested in accordance with ASTM D-1621, D-1622, and D-1623. One 1-1/2" diameter core sample shall be taken for each (10) squares (1,000 s.f.) of roof area.
- (2) Polyurethane foam shall be measured for specified thickness by use of a measured "needle-probe" at spacings to satisfy the Inspector as to minimum specified thickness and new slopes (1 per 500 sq. ft. min.).
- (3) "Top-Coat" shall be measured with a micro comparator to establish minimum dry-film thickness as compared to specified minimums. One 1-1/2 diameter

END OF SECTION  
12/14/2022

**TEMPORARY FACILITIES AND CONTROLS**

**PART 1 – GENERAL**

**1.01 RELATED DOCUMENTS AND PROVISIONS:**

All Contract Documents should be reviewed for applicable provisions related to the provisions in this document, including without limitation:

- A. General Conditions;
- B. Special Conditions;
- C. Site Standards; and
- D. Construction Waste Management and Disposal.

**1.02 TEMPORARY UTILITIES:**

- A. Electric Power and Lighting:
  - (1) Contractor will pay for power during the course of the Work. To the extent power is available in the building(s) or on the Site, Contractor may use the District's existing utilities by making prearranged payments to the District for the utilities used by Contractor and all Subcontractors. Contractor shall be responsible for providing temporary facilities required to deliver that power service from its existing location in the building(s) or on the Site to point of intended use.
  - (2) Contractor shall verify characteristics of power available in building(s) or on the Site. Contractor shall take all actions required to make modifications where power of higher voltage or different phases of current are required. Contractor shall be fully responsible for providing that service and shall pay all costs required therefor.
  - (3) Contractor shall furnish, wire for, install, and maintain temporary electrical lights wherever it is necessary to provide illumination for the proper performance and/or observation of the Work: a minimum of 20 foot-candles for rough work and 50 foot-candles for finish work.
  - (4) Contractor shall be responsible for maintaining existing lighting levels in the project vicinity should temporary outages or service interruptions occur.
- B. Heat and Ventilation:
  - (1) Contractor shall provide temporary heat to maintain environmental conditions to facilitate progress of the Work, to meet specified minimum conditions for the installation and curing of materials, and to

protect materials and finishes from damage due to improper temperature and humidity conditions. Portable heaters shall be standard units complete with controls.

- (2) Contractor shall provide forced ventilation and dehumidification, as required, of enclosed areas for proper installation and curing of materials, to disperse humidity, and to prevent hazardous accumulations of dust, fumes, vapors, and gases.
- (3) Contractor shall pay the costs of installation, maintenance, operation, and removal of temporary heat and ventilation, including costs for fuel consumed, required for the performance of the Work.

C. Water:

- (1) Contractor shall pay for water used during the course of the Work. Contractor shall coordinate and pay for installation or use of water meter in compliance with local water agency requirements. To the extent water is then available in the building(s) or on the Site, Contractor may use the District's existing utilities by making prearranged payments to the District for the utilities used by Contractor and all Subcontractors. Contractor shall be responsible for providing temporary facilities required to deliver such utility service from its existing location in the building(s), on the Site, or other location approved by the local water agency, to point of intended use.
- (2) Contractor shall use backflow preventers on water lines at point of connection to District's water supply. Backflow preventers shall comply with requirements of Uniform Plumbing Code.
- (3) Contractor shall make potable water available for human consumption.

D. Sanitary Facilities:

- (1) Contractor shall provide sanitary temporary facilities in no fewer numbers than required by law and such additional facilities as may be directed by the Inspector for the use of all workers. The facilities shall be maintained in a sanitary condition at all times and shall be left at the Site until removal is directed by the Inspector or Contractor completes all other work at the Site.
- (2) Use of toilet facilities in the Work under construction shall not be permitted except by consent of the Inspector and the District.

E. Telephone Service:

- (1) Contractor shall arrange with local telephone service company for telephone service as required for the performance of the Work. Contractor shall, at a minimum, provide in its field office one line for telephone and one line for fax machine.
- (2) Contractor shall pay the costs for telephone and fax lines installation, maintenance, service, and removal.

F. Fire Protection:

- (1) Contractor shall provide and maintain fire extinguishers and other equipment for fire protection. Such equipment shall be designated for use for fire protection only and shall comply with all requirements of the California Fire, State Fire Marshall and/or its designee.
- (2) Where on-site welding and burning of steel is unavoidable, Contractor shall provide protection for adjacent surfaces.

G. Trash Removal:

- (1) Contractor shall provide trash removal on a timely basis. Under no circumstance shall Contractor use District trash service.

H. Field Office:

- (1) If Contractor chooses to provide a field office, it shall be an acceptable construction trailer that is well-lit and ventilated. The construction trailer shall be equipped with shelves, desks, filing cabinet, chairs, and such other items of equipment needed. Trailer and equipment are the property of the Contractor and must be removed from the Site upon completion of the Work. Contractor may use the corridor adjacent to the construction area for an office area, if approved in writing by District.
- (2) Contractor shall provide any additional electric lighting and power required for the trailer. Contractor shall make adequate provisions for heating and cooling as required.

I. Temporary Facilities:

- (1)

**1.03 CONSTRUCTION AIDS:**

A. Plant and Equipment:

- (1) Contractor shall furnish, operate, and maintain a complete plant for fabricating, handling, conveying, installing, and erecting materials and equipment; and for conveyances for transporting workers. Include elevators, hoists, debris chutes, and other equipment, tools, and appliances necessary for performance of the Work.
- (2) Contractor shall maintain plant and equipment in safe and efficient operating condition. Damages due to defective plant and equipment, and uses made thereof, shall be repaired by Contractor at no expense to the District.

B. None of the District's tools and equipment shall be used by Contractor for the performance of the Work.



**1.04 BARRIERS AND ENCLOSURES:**

- A. Contractor shall obtain the District's written permission for locations and types of temporary barriers and enclosures, including fire-rated materials proposed for use, prior to their installation.
  
- B. Contractor shall provide and maintain temporary enclosures to prevent public entry and to protect persons using other buildings and portions of the Site and/or Premises, the public, and workers. Contractor shall also protect the Work and existing facilities from the elements, and adjacent construction and improvements, persons, and trees and plants from damage and injury from demolition and construction operations.
  
- C. Contractor shall provide site access to existing facilities for persons using other buildings and portions of the Site, the public, and for deliveries and other services and activities.
  
- D. Tree and Plant Protection:
  - (1) Contractor shall preserve and protect existing trees and plants on the Premises that are not designated or required to be removed, and those adjacent to the Premises.
  
  - (2) Contractor shall provide barriers to a minimum height of 4'-0" around drip line of each tree and plant, around each group of trees and plants, as applicable, in the proximity of demolition and construction operations, or as denoted on the Plans.
  
  - (3) Contractor shall not park trucks, store materials, perform Work or cross over landscaped areas. Contractor shall not dispose of paint thinners, water from cleaning, plastering or concrete operations, or other deleterious materials in landscaped areas, storm drain systems, or sewers. Plant materials damaged as a result of the performance of the Work shall, at the option of the District and at Contractor's expense, either be replaced with new plant materials equal in size to those damaged or by payment of an amount representing the value of the damaged materials as determined by the District.
  
  - (4) Contractor shall remove soil that has been contaminated during the performance of the Work by oil, solvents, and other materials which could be harmful to trees and plants, and replace with good soil, at Contractor's expense.
  
  - (5) Excavation around Trees:
    - (a) Excavation within drip lines of trees shall be done only where absolutely necessary and with written permission from the District.
  
    - (b) Where trenching for utilities is required within drip lines, tunneling under and around roots shall be by hand digging and shall be approved by the District. Main lateral roots and taproots shall not be cut. All roots 2 inches in diameter and

larger shall be tunneled under and heavily wrapped with wet burlap so as to prevent scarring or excessive drying. Smaller roots that interfere with installation of new work may be cut with prior approval by the District. Roots must first be cut with a Vermeer, or equivalent, root cutter prior to any trenching.

- (c) Where excavation for new construction is required within drip line of trees, hand excavation shall be employed to minimize damage to root system. Roots shall be relocated in backfill areas wherever possible. If encountered immediately adjacent to location of new construction, roots shall be cut approximately 6 inches back from new construction.
- (d) Approved excavations shall be carefully backfilled with the excavated materials approved for backfilling. Backfill shall conform to adjacent grades without dips, sunken areas, humps, or other surface irregularities. Do not use mechanical equipment to compact backfill. Tamp carefully using hand tools, refilling and tamping until Final Acceptance as necessary to offset settlement.
- (e) Exposed roots shall not be allowed to dry out before permanent backfill is placed. Temporary earth cover shall be provided, or roots shall be wrapped with four layers of wet, untreated burlap and temporarily supported and protected from damage until permanently relocated and covered with backfill.
- (f) Accidentally broken roots should be sawed cleanly 3 inches behind ragged end.

#### **1.05 SECURITY:**

The Contractor shall be responsible for project security for materials, tools, equipment, supplies, and completed and partially completed Work.

#### **1.06 TEMPORARY CONTROLS:**

##### **A. Noise Control:**

- (1) Contractor acknowledges that adjacent facilities may remain in operation during all or a portion of the Work period, and it shall take all reasonable precautions to minimize noise as required by applicable laws and the Contract Documents.
- (2) Notice of proposed noisy operations, including without limitation, operation of pneumatic demolition tools, concrete saws, and other equipment, shall be submitted to the District a minimum of forty-eight (48) hours in advance of their performance.

##### **B. Noise and Vibration:**

- (1) Equipment and impact tools shall have intake and exhaust mufflers.

- (2) Contractor shall cooperate with District to minimize and/or cease the use of noisy and vibratory equipment if that equipment becomes objectionable by its longevity.

C. Dust and Dirt:

- (1) Contractor shall conduct demolition and construction operations to minimize the generation of dust and dirt, and prevent dust and dirt from interfering with the progress of the Work and from accumulating in the Work and adjacent areas including, without limitation, occupied facilities.
- (2) Contractor shall periodically water exterior demolition and construction areas to minimize the generation of dust and dirt.
- (3) Contractor shall ensure that all hauling equipment and trucks carrying loads of soil and debris shall have their loads sprayed with water or covered with tarpaulins, and as otherwise required by local and state ordinance.
- (4) Contractor shall prevent dust and dirt from accumulating on walks, roadways, parking areas, and planting, and from washing into sewer and storm drain lines.

D. Water:

- (1) Contractor shall not permit surface and subsurface water, and other liquids, to accumulate in or about the vicinity of the Premises. Should accumulation develop, Contractor shall control the water or other liquid, and suitably dispose of it by means of temporary pumps, piping, drainage lines, troughs, ditches, dams, or other methods.

E. Pollution:

- (1) No burning of refuse, debris, or other materials shall be permitted on or in the vicinity of the Premises.
- (2) Contractor shall comply with applicable regulatory requirements and anti-pollution ordinances during the conduct of the Work including, without limitation, demolition, construction, and disposal operations.

F. Lighting:

- (1) If portable lights are used after dark, all light must be located so as not to direct light into neighboring property.

**1.07 JOB SIGN(S):**

A. General:

- (1) Contractor shall provide and maintain a Project identification sign with the design, text, and colors designated by the District and/or the Design Professional; locate sign as approved by the District.

- (2) Signs other than the specified Project sign and or signs required by law, for safety, or for egress, shall not be permitted, unless otherwise approved in advance by the District.

B. Materials:

- (1) Structure and Framing: Structurally sound, new or used wood or metal; wood shall be nominal 3/4-inch exterior grade plywood.
- (2) Sign Surface: Minimum 3/4-inch exterior grade plywood.
- (3) Rough Hardware: Galvanized.
- (4) Paint: Exterior quality, of type and colors selected by the District and/or the Design Professional.

C. Fabrication:

- (1) Contractor shall fabricate to provide smooth, even surface for painting.
- (2) Size: 4'-0" x 8'-0", unless otherwise indicated.
- (3) Contractor shall paint exposed surfaces of supports, framing, and surface material with exterior grade paint: one coat of primer and one coat of finish paint.
- (4) Text and Graphics: As indicated.

**1.08 PUBLICITY RELEASES:**

- A. Contractor shall not release any information, story, photograph, plan, or drawing relating information about the Project to anyone, including press and other public communications medium, including, without limitation, on website(s) without the written permission of the District.

**PART 2 – PRODUCTS Not used.**

**PART 3 – EXECUTION Not used.**

END OF DOCUMENT

**CONSTRUCTION WASTE MANAGEMENT AND DISPOSAL**

**PART 1 - GENERAL**

**1.01 RELATED DOCUMENTS AND PROVISIONS:**

All Contract Documents should be reviewed for applicable provisions related to the provisions in this document, including without limitation:

- A. General Conditions;
- B. Special Conditions; and
- C. Temporary Facilities and Controls.

**1.02 SECTION INCLUDES:**

- A. Administrative and procedural requirements for the following:
  - (1) Salvaging non-hazardous construction waste.
  - (2) Recycling non-hazardous construction waste.
  - (3) Disposing of non-hazardous construction waste.

**1.03 DEFINITIONS:**

- A. Construction Waste: Building and site improvement materials and other solid waste resulting from construction, remodeling, renovation, or repair operations. Construction waste includes packaging.
- B. Demolition Waste: Building and site improvement materials resulting from demolition or selective demolition operations.
- C. Disposal: Removal off-site of demolition and construction waste and subsequent sale, recycling, reuse, or deposit in landfill or incinerator acceptable to authorities having jurisdiction.
- D. Recycle: Recovery of demolition or construction waste for subsequent processing in preparation for reuse.
- E. Salvage: Recovery of demolition or construction waste and subsequent sale or reuse in another facility.
- F. Salvage and Reuse: Recovery of demolition or construction waste and subsequent incorporation into the Work.

#### **1.04 PERFORMANCE REQUIREMENTS:**

- A. General: Develop waste management plan that results in end-of Project rates for salvage/recycling of sixty-five percent (65%) by weight (or by volume, but not a combination) of total waste generated by the Work.

#### **1.05 SUBMITTALS:**

- A. Waste Management Plan: Submit waste management plan within 30 days of date established for commencement of the Work.
- B. Waste Reduction Progress Reports: Concurrent with each Application for Payment, submit copies of report. Include the following information:
  - (1) Material category.
  - (2) Generation point of waste.
  - (3) Total quantity of waste in tons or cubic yards.
  - (4) Quantity of waste salvaged, both estimated and actual in tons or cubic yards.
  - (5) Quantity of waste recycled, both estimated and actual in tons or cubic yards.
  - (6) Total quantity of waste recovered (salvaged plus recycled) in tons or cubic yards.
  - (7) Total quantity of waste recovered (salvaged plus recycled) as a percentage of total waste.
- C. Waste Reduction Calculations: Before request for final payment, submit copies of calculated end-of-Project rates for salvage, recycling, and disposal as a percentage of total waste generated by the Work.
- D. Records of Donations: Indicate receipt and acceptance of salvageable waste donated to individuals and organizations. Indicate whether organization is tax exempt.
- E. Records of Sales: Indicate receipt and acceptance of salvageable waste sold to individuals and organizations. Indicate whether organization is tax exempt.
- F. Recycling and Processing Facility Records: Indicate receipt and acceptance of recyclable waste by recycling and processing facilities licensed to accept them. Include manifests, weight tickets, receipts, and invoices.
- G. Landfill and Incinerator Disposal Records: Indicate receipt and acceptance of waste by landfills and incinerator facilities licensed to accept them. Include manifests, weight tickets, receipts, and invoices.

- H. CHPS Submittal: CHPS letter template for Credit ME2.0 and ME2.1, signed by Contractor, tabulating total waste material, quantities diverted and means by which it is diverted, and statement that requirements for the credit have been met.
- I. Qualification Data: For Waste Management Coordinator.
- J. Statement of Refrigerant Recovery: Signed by refrigerant recovery technician responsible for recovering refrigerant, stating that all refrigerant that was present was recovered and that recovery was performed according to EPA regulations. Include name and address of technician and date refrigerant was recovered.
- K. Submittal procedures and quantities are specified in Document 01 33 00.

**1.06 QUALITY ASSURANCE:**

- A. Waste Management Coordinator Qualifications: LEED Accredited Professional by U.S. Green Building Council.
- B. Regulatory Requirements: Comply with hauling and disposal regulations of authorities having jurisdiction.
- C. Waste Management Conference: Conduct conference at Project site to comply with requirements. Review methods and procedures related to waste management including, but not limited to, the following:
  - (1) Review and discuss waste management plan including responsibilities of Waste Management Coordinator.
  - (2) Review requirements for documenting quantities of each type of waste and its disposition.
  - (3) Review and finalize procedures for materials separation and verify availability of containers and bins needed to avoid delays.
  - (4) Review procedures for periodic waste collection and transportation to recycling and disposal facilities.
  - (5) Review waste management requirements for each trade.

**1.07 WASTE MANAGEMENT PLAN:**

- A. General: Develop plan consisting of waste identification, waste reduction work plan, and cost/revenue analysis. Indicate quantities by weight or volume, but use same units of measurement throughout waste management plan.
- B. Waste Identification: Indicate anticipated types and quantities of site-clearing and construction waste generated by the Work. Include estimated quantities and assumptions for estimates.

- C. Waste Reduction Work Plan: List each type of waste and whether it will be salvaged, recycled, or disposed of in landfill or incinerator. Include points of waste generation, total quantity of each type of waste, quantity for each means of recovery, and handling and transportation procedures.
- (1) Salvaged Materials for Reuse: For materials that will be salvaged and reused in this Project, describe methods for preparing salvaged materials before incorporation into the Work.
  - (2) Salvaged Materials for Sale: For materials that will be sold to individuals and organizations, include list of their names, addresses, and telephone numbers.
  - (3) Salvaged Materials for Donation: For materials that will be donated to individuals and organizations, include list of their names, addresses, and telephone numbers.
  - (4) Recycled Materials: Include list of local receivers and processors and type of recycled materials each will accept. Include names, addresses, and telephone numbers.
  - (5) Disposed Materials: Indicate how and where materials will be disposed of. Include name, address, and telephone number of each landfill and incinerator facility.
  - (6) Handling and Transportation Procedures: Include method that will be used for separating recyclable waste including sizes of containers, container labeling, and designated location on Project site where materials separation will be located.

## **PART 2 - PRODUCTS Not Used.**

## **PART 3 - EXECUTION**

### **3.01 PLAN IMPLEMENTATION:**

- A. General: Implement approved waste management plan. Provide handling, containers, storage, signage, transportation, and other items as required to implement waste management plan during the entire duration of the Contract.
- (1) Comply with Document 01 50 00 for operation, termination, and removal requirements.
- B. [Waste Management Coordinator: Engage a waste management coordinator to be responsible for implementing, monitoring, and reporting status of waste management work plan. Coordinator shall be present at Project site full time for duration of Project.]
- C. Training: Train workers, subcontractors, and suppliers on proper waste management procedures, as appropriate for the Work occurring at Project site.



- (1) Distribute waste management plan to everyone concerned within 3 days of submittal return.
  - (2) Distribute waste management plan to entities when they first begin work on site. Review plan procedures and locations established for salvage, recycling, and disposal.
- D. Site Access and Temporary Controls: Conduct waste management operations to ensure minimum interference with roads, streets, walks, walkways, and other adjacent occupied and used facilities.
- (1) Designate and label specific areas of Project site necessary for separating materials that are to be salvaged, recycled, reused, donated, and sold.
  - (2) Comply with Document 01 50 00 for controlling dust and dirt, environmental protection, and noise control.

### **3.02 RECYCLING CONSTRUCTION WASTE:**

- A. General: Recycle paper and beverage containers used by on-site workers.
- B. Recycling Incentives: Revenues, savings, rebates, tax credits, and other incentives received for recycling waste materials shall accrue to the Contractor.
- C. Procedures: Separate recyclable waste from other waste materials, trash, and debris. Separate recyclable waste by type at Project site to the maximum extent practical.
- (1) Provide appropriately marked containers or bins for controlling recyclable waste until they are removed from Project Site. Include list of acceptable and unacceptable materials at each container and bin.
    - (a) Inspect containers and bins for contamination and remove contaminated materials if found.
  - (2) Stockpile processed materials on site without intermixing with other materials. Place, grade, and shape stockpiles to drain surface water. Cover to prevent windblown dust.
  - (3) Stockpile materials away from construction area. Do not store within drip line of remaining trees.
  - (4) Store components off the ground and protect from the weather.
  - (5) Remove recyclable waste off District property and transport to recycling receiver or processor.

- D. Packaging:
  - (1) Cardboard and Boxes: Break down packaging into flat sheets. Bundle and store in a dry location.
  - (2) Polystyrene Packaging: Separate and bag material.
  - (3) Pallets: As much as possible, require deliveries using pallets to remove pallets from Project Site. For pallets that remain on Site, break down pallets into component wood pieces and comply with requirements for recycling wood.
  - (4) Crates: Break down crates into component wood pieces and comply with requirements for recycling wood.
- E. Site-Clearing Wastes: Chip brush, branches, and trees on site.
- F. Wood Materials:
  - (1) Clean Cut-Offs of Lumber: Grind or chip into small pieces.
  - (2) Clean Sawdust: Bag sawdust that does not contain painted or treated wood.
- G. Gypsum Board: Stack large clean pieces on wood pallets and store in a dry location.
  - (1) Clean Gypsum Board: Grind scraps of clean gypsum board using small mobile chipper or hammer mill. Screen out paper after grinding.

### **3.03 DISPOSAL OF WASTE:**

- A. General: Except for items or materials to be salvaged, recycled, or otherwise reused, remove waste materials from Project Site and legally dispose of them in a landfill or incinerator acceptable to authorities having jurisdiction.
  - (1) Except as otherwise specified, do not allow waste materials that are to be disposed of accumulate on site.
  - (2) Remove and transport debris in a manner that will prevent spillage on adjacent surfaces and areas.
- B. Burning: Do not burn waste materials.
- C. Disposal: Transport waste materials off District property and legally dispose of them.

END OF DOCUMENT

**FIELD OFFICES**

**PART 1 – GENERAL**

**1.01 RELATED DOCUMENTS AND PROVISIONS:**

All Contract Documents should be reviewed for applicable provisions related to the provisions in this document, including without limitation:

- A. General Conditions;
- B. Special Conditions; and
- C. Temporary Facilities and Controls.

**1.02 SECTION INCLUDES:**

- A. Requirements for Field Offices and Field Office Trailers.

**1.03 SUMMARY:**

- A. General: Contractor shall provide District's Field Office Trailer and contents, for District's use exclusively, during the term of the Contract.
- B. Property: Trailer, furniture, furnishings, equipment, and the like, supplied by the Contractor with the Office Trailer shall remain the property of the Contractor; District property items installed, delivered, and the like by District within the Office Trailer will remain District's property.
- C. Modifications: District reserves the right to modify the trailer or contents, or both, as may be deemed proper by District.
- D. Condition: Trailer and contents shall be clean, neat, substantially finished, in good, proper, and safe condition for use, operation, and the like; the trailer and contents shall not be required to be new.
- E. Installation Timing: Provide safe, fully furnished, functional, proper, complete, and finished trailer properly ready for entire use, within fourteen (14) calendar days of District's notification of the issuance of Notice to Proceed.

**1.04 SUBMITTALS:**

- A. General: Submit submittals to District in quantity, format, type, and the like, as specified herein.
- B. Office Trailer Data: One (1) copy of manufacturer's descriptive data, technical descriptions, regulatory compliance, industry standards, installation, removal, and maintenance instructions.

- C. Equipment Data: Two (2) copies of manufacturer data for each type of equipment, if directed by District.
- D. Furniture and Furnishings Data: Two (2) copies of manufacturer data for each type of equipment, if directed by District.
- E. Plans: One (1) reproducible copy of appropriately scaled plans of trailer layout. Plans shall include, but not be limited to: lighting; furniture; equipment; telephone and electrical outlets; and the like.
- F. Product Samples: One (1) complete and entire unit of each type, if directed by District.

### **1.05 QUALITY ASSURANCE**

- A. Standards: In the event that provisions of codes, regulations, safety orders, Contract Documents, referenced manufacturer's specifications, manufacturer's instructions, industry standards, and the like, are in conflict, the more restrictive and higher quality shall govern.
- B. Installer: Installer or Installers engaged by Contractor must have a minimum of five (5) years of documented and properly authenticated successful experience of specialization in the installation of the items or systems, or both, specified herein.
- C. Manufacturer: Contractor shall obtain products from nationally and industry recognized Manufacturer with five (5) years minimum, of immediately recent, continuous, documented and properly authenticated successful experience of specialization in the manufacture of the product specified herein.
- D. State Personnel Training: Provide proper training for maintenance and operations, including emergency procedures, and the like, as directed by District.
- E. Units: Shall be sound and free of defects, and shall not include any damage or defect that will impair the safety, installation, performance, or the durability of the entire Office Trailer and appurtenant systems.

### **1.06 REGULATORY REQUIREMENTS**

- A. General: Work shall be executed in accordance with applicable Codes, Regulations, Statutes, Enactments, Rulings, Laws, each authority having jurisdiction, and including, but not limited to, Regulatory Requirements specified herein.
- B. California Building Standards Code ("CBSC").
- C. California Code of Regulations, Title 25, Chapter 3, Sub Chapter 2, Article 3 ("CCR").
- D. Coach Insignia: Trailer shall display California Commercial Coach Insignia; such insignia shall be deemed to show that the trailer is in accordance with the Construction and Fire Safety requirements of CCR.

## **PART 2 – PRODUCTS**

### **2.01 FIELD OFFICE TRAILER**

- A. General: Provide entire Field Office Trailer of type, function, operation, capacity, size, complete with controls, safety devices, accessories, and the like, for proper and durable installation. Partitions, walls, ceiling, and other interior and exterior surfaces shall be appropriately finished, including, but not limited to, trim, painting, wall base, floor covering, suspended or similar ceiling, and the like; provide systems, components, units, nuts, bolts, screws, anchoring devices, fastening devices, washers, accessories, adhesives, sealants, and other items of type, grade, and class required for the particular use, not identified but required for a complete, weather-tight, appropriately operating, and finished installation.
- B. Manufacturers: General Electric Capital Modular Space; The Space Place, Inc.; or equal.
- C. Program: Provide a wheel-mounted trailer with stairs, landings, platforms, ramps, and the like, in good, proper, safe, clean, and properly finished condition; with proper heavy duty locks, and other proper and effective security at all doors, windows, and the like. Trailer shall be maintained in good, proper, safe, clean, and properly finished condition during the Contract.
  - (1) Nominal Trailer Size: Four hundred eighty (480) square feet, minimum.
  - (2) Stairs, Platform: Properly finished stairs, platforms, and ramps.
  - (3) Doors: Two (2), three (3) foot wide exterior doors with locksets; finished ramp, steps, and entry platform at each exterior door.
  - (4) Keys: Submit five (5) keys for each door, window, furniture unit, and the like. There shall be no other key copies or originals available; each key shall be identified for District; and shall be labeled, or tagged or both, as directed by District.
  - (5) HVAC:
  - (6) Lighting: Sixty-five (65) foot-candles illumination minimum at any point, at thirty (30) inches above finished floor throughout from fluorescent light source, exclusively, or as directed by District.
  - (7) Electrical Outlets: One (1) duplex outlet evenly spaced every twelve (12) linear horizontal feet of wall face, and electrical service ready for use.
  - (8) Telephones and Telephone Outlets: Two (2) telephone lines wired, connected to telephone utility service, and ready for use, and two (2) telephone instruments, each with two (2)-line capability, speed dial and hands-free feature. Locate each outlet as directed by District.

- (9) Voicemail Messaging System or Answering Machine: One (1) unit, two (2)-line; digital.

## **2.02 FIELD OFFICE TRAILER ITEMS**

- A. General: Provide the Field Office Trailer with the following arranged into two (2) workstations:
  - (1) Desks: Two (2) desks: thirty-six (36) inches by sixty (60) inches; steel, laminated plastic top; locking, one (1) or two (2) file drawers single pedestal; steel; provide five (5) keys to District.
  - (2) Tables: Two (2) tables; thirty-six (36) inches by sixty (60) inches; twenty-nine (29) inches high; steel, laminated plastic top tables; one (1) at each desk.
  - (3) Chairs: Two (2) chairs: swivel; steel; with seat cushion and arms; one (1) at each desk.
  - (4) Waste Baskets: Two (2) waste baskets, one at each desk.
- B. Furniture and Equipment: Provide in the space located to effect efficient and logical use.
  - (1) File cabinet: One (1); four (4) drawer; lateral; steel locking.
  - (2) Plan Table: One (1) plan table: thirty-six (36) inches deep by seventy-two (72) inches wide by forty-two (42) inches high; adjustable; wood or steel; with lockable plan and pencil drawers.
  - (3) Drafting Stool: One (1) drafting stool; swiveling; steel; padded; adjustable; with footrest and casters.
  - (4) Bookshelf: One (1) bookshelf: thirty-six (36) inches deep by seventy-two (72) inches wide by forty-two (42) inches high; adjustable; wood or steel; with lockable plan and pencil drawer.
  - (5) Plan Rack: One (1) wheel mounted plan rack.
  - (6) Waste Baskets: One (1) large waste basket.
  - (7) Coat/Hat Hanger: Wall mounted with minimum capacity for four (4) garments and ten (10) hats.
  - (8) Document Management System: Shall include an integrated high-volume printer, copier, and facsimile machine, including stand, base, and storage cabinet; and shall include the following features:
    - (a) Type: Laser, dry electrostatic transfer, plain paper, digital, multi-function imaging system.
    - (b) Network: Ethernet or Token Ring network ready, Plug-and-Play.

- (c) Print, send/receive facsimile from any connected workstation.
  - (d) Resolution: Six hundred (600) dots per inch by six hundred (600) dots per inch, minimum.
  - (e) Print Speed: Twenty (20) pages per minute, minimum.
  - (f) Copies: Twenty (20) copies per minute, minimum.
  - (g) Document Handler: Forty (40) sheet, minimum
  - (h) Collator: Forty (40) bin, minimum, with stapling.
  - (i) Duplexing: Capable.
  - (j) Paper Size: Capable of handling paper sizes to eleven (11) inches by seventeen (17) inches.
  - (k) Paper Cassettes: One (1) each for eight and one half (8.5) inches by eleven (11) inches, eight and one half (8.5) inches by fourteen (14) inches, and eleven (11) inches by seventeen (17) inches paper sizes; minimum two hundred fifty (250) sheets per cassette.
  - (l) Reduction/Enlargement: Capable of reduction to twenty-five percent (25%) and enlargement to two hundred percent (200%).
  - (m) Facsimile Electronic Storage: Capable of storing minimum of fifty (50) speed dial numbers, group faxing and broadcast faxing.
  - (n) Facsimile Scanning: Capable of scanning into memory a minimum of one hundred (100) pages with maximum scan time of three (3) seconds per page.
  - (o) Halftone: Sixty-four (64) levels.
  - (p) Redial: Automatic and Manual.
- (9) Maintenance: Contractor shall purchase service agreements for each unit of equipment for the duration of the project plus two (2) months, and shall maintain all equipment in proper working condition. Service agreements shall include provision for replacement of toner cartridges and other items required to effect proper unit use. Service agreements shall also provide for:
- (a) Unlimited Service Calls.
  - (b) Same Day Response.
  - (c) All parts, labor, preventative maintenance and mileage.

- (d) All chemicals, such as toner, fixing agent, and the like.
  - (e) System training and setup.
- (10) Portable Toilets: Two (2); each shall include a urinal; each unit shall be a properly enclosed chemical unit conforming to ANSI Z4.3.
- (a) Location: As directed by District.
  - (b) Maintenance: Maintain each unit and surrounding areas in a clean, hygienic and orderly manner, at all time. Empty, clean, and sanitize each unit each day at a location and time as directed by District.
  - (c) Removal: Relocate, or remove from the site, each Portable Toilet. Upon such directive by District, the Contractor shall forthwith relocate or remove each Portable Toilet and submit the affected areas to a condition which existed prior to the installation of each Portable Toilet, within three (3) calendar days, or as directed by District in writing, at no cost to District.

### **2.03 UTILITY AND SERVICES**

- A. Telephone Service: Contractor shall provide and interface the entire telephone service, and shall properly and timely pay for telephone service for District's non-long-distance use.
- B. Electrical Service: Provide all proper connections and continuously pay for service for the duration of the Work.

### **2.04 FINISHES**

- A. General: Manufacturer standard finish system over surfaces properly cleaned, pretreated, and prepared to obtain proper bond; all visible surfaces shall be coated.
- B. Finish: Color as selected by District from manufacturer standard palette.

## **PART 3 – EXECUTION**

### **3.01 INSTALLATION**

- A. General: Properly prepare area and affected items to receive the Work. Set Work accurately in location, alignment, and elevation; rigidly, securely, and firmly anchor to appropriate structure; install plumb, straight, square, level, true, without racking, rigidly anchored to proper solid blocking, substrate, and the like; provide appropriate type and quantity of reinforcements, fasteners, adhesives, self-adhesive and other tapes; lubricants, coatings, accessories, and the like, as required for a complete, structurally rigid, stable, sound, and appropriately finished installation, in accordance with manufacturer's published instructions, and as indicated. The more restrictive and higher quality requirement shall govern. Moving parts shall be properly secured, without binding, looseness, noise, and the like.



- B. Installation: Install in accordance with 25 CCR 3.2.3 and as directed by District; jack up trailer and level both ways; mount on proper concrete piers with all load off wheels; provide required tie down and accessories per Section 4368 of referenced CCR, and as directed by District.
- C. Rejected Work: Work, materials, unit, items, systems, and the like, not accepted by District shall be deemed rejected, and shall forthwith be removed and replaced with proper and new Work, materials, unit, items, systems, and the like at no cost to District.
- D. Standard: Comply with manufacturer's published instructions, or with instructions as shown or indicated; the more restrictive and higher quality requirement shall govern.
- E. Location: As directed by District.
- F. Fire Resistance: Construct and install in accordance with UL requirements.
- G. Maintenance: Contractor shall maintain trailer and adjacent areas in a safe, clean and hygienic condition throughout the duration of the Work, and as directed by District. Properly repair or replace furniture or other items, as directed by District. Properly remove unsafe, damaged, or broken furniture, or similar items, and replace with safe and proper items. Contractor shall pay cost of all services, repair, and maintenance, or replacement of each item.
- H. Janitorial Service: Provide professional janitorial services, including, but not limited to, trash, waste paper baskets, fill paper dispensers; clean and dust all furniture, files, and the like; sweep and mop resilient and similar flooring; and vacuum carpeting and similar flooring.
  - (1) Frequency: Two (2) times per week, minimum.
- I. Removal: Properly remove the Office Trailer and contents from the Site upon completion of the Contract, or as directed by District in writing. Forthwith properly patch and repair affected areas; replace damaged items with new items. Carefully and properly inventory, clean, pack, store, and protect District property; submit District property to District at a date, time and location as directed by District.

END OF DOCUMENT

SECTION 01 66 00

**PRODUCT DELIVERY, STORAGE AND HANDLING**

**PART 1 - GENERAL**

**1.01 RELATED DOCUMENTS AND PROVISIONS**

All Contract Documents should be reviewed for applicable provisions related to the provisions in this document, including without limitation:

- A. General Conditions, including, without limitation, Site Access, Conditions and Requirements;
- B. Special Conditions.

**1.02 PRODUCTS**

- A. Products are as defined in the General Conditions.
- B. Contractor shall not use and/or reuse materials and/or equipment removed from existing Premises, except as specifically permitted by the Contract Documents.
- C. Contractor shall provide interchangeable components of the same manufacturer, for similar components.

**1.03 TRANSPORTATION AND HANDLING**

- A. Contractor shall transport and handle Products in accordance with manufacturer's instructions.
- B. Contractor shall promptly inspect shipments to confirm that Products comply with requirements, quantities are correct, and products are undamaged.
- C. Contractor shall provide equipment and personnel to handle Products by methods to prevent soiling, disfigurement, or damage.

**1.04 STORAGE AND PROTECTION**

- A. Contractor shall store and protect Products in accordance with manufacturer's instructions, with seals and labels intact and legible. Contractor shall store sensitive products in weather-tight, climate controlled enclosures.
- B. For exterior storage of fabricated Products, Contractor shall place on sloped supports, above ground.
- C. Contractor shall provide off-site storage and protection when Site does not permit on-site storage or protection.

- D. Contractor shall cover products subject to deterioration with impervious sheet covering and provide ventilation to avoid condensation.
- E. Contractor shall store loose granular materials on solid flat surfaces in a well-drained area and prevent mixing with foreign matter.
- F. Contractor shall provide equipment and personnel to store Products by methods to prevent soiling, disfigurement, or damage.
- G. Contractor shall arrange storage of Products to permit access for inspection and periodically inspect to assure Products are undamaged and are maintained under specified conditions.

**PART 2 – PRODUCTS Not Used.**

**PART 3 - EXECUTION Not Used.**

END OF DOCUMENT

**FIELD ENGINEERING**

**PART 1 - GENERAL**

**1.01 RELATED DOCUMENTS AND PROVISIONS:**

All Contract Documents should be reviewed for applicable provisions related to the provisions in this document, including without limitation:

- A. General Conditions, including, without limitation, Site Investigation, and Soils Investigation Report;
- B. Special Conditions;
- C. Site-Visit Certification.

**1.02 REQUIREMENTS INCLUDED:**

- A. Contractor shall provide and pay for field engineering services by a California-registered engineer, required for the project, including, without limitations:
  - (1) Survey work required in execution of the Project.
  - (2) Civil or other professional engineering services specified, or required to execute Contractor's construction methods.

**1.03 QUALIFICATIONS OF SURVEYOR OR ENGINEERS:**

Contractor shall only use a qualified licensed engineer or registered land surveyor, to whom District makes no objection.

**1.04 SURVEY REFERENCE POINTS:**

- A. Existing basic horizontal and vertical control points for the Project are those designated on the Drawings.
- B. Contractor shall locate and protect control points prior to starting Site Work and preserve all permanent reference points during construction. In addition Contractor shall:
  - (1) Make no changes or relocation without prior written notice to District and Architect.
  - (2) Report to District and Architect when any reference point is lost or destroyed, or requires relocation because of necessary changes in grades or locations.
  - (3) Require surveyor to replace Project control points based on original survey control that may be lost or destroyed.

**1.05 RECORDS:**

Contractor shall maintain a complete, accurate log of all control and survey work as it progresses.

**1.06 SUBMITTALS:**

- A. Contractor shall submit name and address of Surveyor and Professional Engineer to District and Architect prior to its/their work on the Project.
- B. On request of District and Architect, Contractor shall submit documentation to verify accuracy of field engineering work, at no additional cost to the District.
- C. Contractor shall submit a certificate signed by registered engineer or surveyor certifying that elevations and locations of improvements are in conformance or nonconformance with Contract Documents.

**PART 2 – PRODUCTS Not Used.**

**PART 3 - EXECUTION**

**3.01 COMPLIANCE WITH LAWS:**

Contractor is responsible for meeting all applicable codes, OSHA, safety and shoring requirements.

**3.02 NONCONFORMING WORK:**

Contractor is responsible for any re-surveying required by correction of nonconforming work.

END OF DOCUMENT

**CUTTING AND PATCHING**

**PART 1 – GENERAL**

**1.01 RELATED DOCUMENTS AND PROVISIONS:**

All Contract Documents should be reviewed for applicable provisions related to the provisions in this document, including without limitation:

- A. General Conditions, including, without limitation, Inspector, Inspections, and Tests, Integration of Work, Nonconforming Work, and Correction of Work, and Uncovering Work;
- B. Special Conditions;
- C. Hazardous Materials Procedures and Requirements;
- D. Hazardous Materials Certification;
- E. Lead-Based Paint Certification;
- F. Imported Materials Certification.

**1.02 CUTTING AND PATCHING:**

- A. Contractor shall be responsible for all cutting, fitting, and patching, including associated excavation and backfill, required to complete the Work or to:
  - (1) Make several parts fit together properly.
  - (2) Uncover portions of Work to provide for installation of ill-timed Work.
  - (3) Remove and replace defective Work.
  - (4) Remove and replace Work not conforming to requirements of Contract Documents.
  - (5) Remove Samples of installed Work as specified for testing.
  - (6) Provide routine penetrations of non-structural surfaces for installation of piping and electrical conduit.
  - (7) Attaching new materials to existing remodeling areas – including painting (or other finishes) to match existing conditions.
- B. In addition to Contract requirements, upon written instructions from the District, Contractor shall uncover Work to provide for observations of covered Work in accordance with the Contract Documents; remove samples of installed materials for testing as directed by District; and remove Work to provide for alteration of existing Work.

- C. Contractor shall not cut or alter Work, or any part of it, in such a way that endangers or compromises the integrity of the Work, the Project, or work of others.

**1.03 SUBMITTALS:**

- A. Prior to any cutting or alterations that may affect the structural safety of Project, or work of others, and well in advance of executing such cutting or alterations, Contractor shall submit written notice to District pursuant to the applicable notice provisions of the Contract Documents, requesting consent to proceed with the cutting or alteration, including the following:
  - (1) The work of the District or other trades.
  - (2) Structural value or integrity of any element of Project.
  - (3) Integrity or effectiveness of weather-exposed or weather-resistant elements or systems.
  - (4) Efficiency, operational life, maintenance or safety of operational elements.
  - (5) Visual qualities of sight-exposed elements.
- B. Contractor's Request shall also include:
  - (1) Identification of Project.
  - (2) Description of affected Work.
  - (3) Necessity for cutting, alteration, or excavations.
  - (4) Effects of Work on District, other trades, or structural or weatherproof integrity of Project.
  - (5) Description of proposed Work:
    - (a) Scope of cutting, patching, alteration, or excavation.
    - (b) Trades that will execute Work.
    - (c) Products proposed to be used.
    - (d) Extent of refinishing to be done.
  - (6) Alternates to cutting and patching.
  - (7) Cost proposal, when applicable.
  - (8) The scheduled date the Contractor intends to perform the Work and the duration of time to complete the Work.

- (9) Written permission of District or other District contractor(s) whose work will be affected.

**1.04 QUALITY ASSURANCE:**

- A. Contractor shall ensure that cutting, fitting, and patching shall achieve security, strength, weather protection, appearance for aesthetic match, efficiency, operational life, maintenance, safety of operational elements, and the continuity of existing fire ratings.
- B. Contractor shall ensure that cutting, fitting, and patching shall successfully duplicate undisturbed adjacent profiles, materials, textures, finishes, colors, and that materials shall match existing construction. Where there is dispute as to whether duplication is successful or has been achieved to a reasonable degree, the District's decision shall be final.

**1.05 PAYMENT FOR COSTS:**

- A. Cost caused by ill-timed or defective Work or Work not conforming to Contract Documents, including costs for additional services of the District, its consultants, including but not limited to the Construction Manager, the Architect, the Project Inspector(s), Engineers, and Agents, will be paid by Contractor and/or deducted from the Contract by the District.
- B. District shall only pay for cost of Work if it is part of the original Contract Price or if a change has been made to the contract in compliance with the provisions of the General Conditions. Cost of Work performed upon instructions from the District, other than defective or nonconforming Work, will be paid by District on approval of written Change Order. Contractor shall provide written cost proposals prior to proceeding with cutting and patching.

**PART 2 - PRODUCTS**

**2.01 MATERIALS:**

- A. Contractor shall provide for replacement and restoration of Work removed. Contractor shall comply with the Contract Documents and with the Industry Standard(s), for the type of Work, and the Specification requirements for each specific product involved. If not specified, Contractor shall first recommend a product of a manufacturer or appropriate trade association for approval by the District.
- B. Materials to be cut and patched include those damaged by the performance of the Work.

**PART 3 – EXECUTION**

**3.01 INSPECTION:**

- A. Contractor shall inspect existing conditions of the Site and the Work, including elements subject to movement or damage during cutting and patching, excavating and backfilling. After uncovering Work, Contractor shall inspect conditions affecting installation of new products.



- B. Contractor shall report unsatisfactory or questionable conditions in writing to District as indicated in the General Conditions and shall proceed with Work as indicated in the General Conditions by District.

**3.02 PREPARATION:**

- A. Contractor shall provide shoring, bracing and supports as required to maintain structural integrity for all portions of the Project, including all requirements of the Project.
- B. Contractor shall provide devices and methods to protect other portions of Project from damage.
- C. Contractor shall, provide all necessary protection from weather and extremes of temperature and humidity for the Project, including without limitation, any work that may be exposed by cutting and patching Work. Contractor shall keep excavations free from water.

**3.03 ERECTION, INSTALLATION AND APPLICATION:**

- A. With respect to performance, Contractor shall:
  - (1) Execute fitting and adjustment of products to provide finished installation to comply with and match specified tolerances and finishes.
  - (2) Execute cutting and demolition by methods that will prevent damage to other Work, and provide proper surfaces to receive installation of repairs and new Work.
  - (3) Execute cutting, demolition excavating, and backfilling by methods that will prevent damage to other Work and damage from settlement.
- B. Contractor shall employ original installer or fabricator to perform cutting and patching for:
  - (1) Weather-exposed surfaces and moisture-resistant elements such as roofing, sheet metal, sealants, waterproofing, and other trades.
  - (2) Sight-exposed finished surfaces.
- C. Contractor shall execute fitting and adjustment of products to provide a finished installation to comply with specified products, functions, tolerances, and finishes as shown or specified in the Contract Documents including, without limitation, the Drawings and Specifications.
- D. Contractor shall fit Work airtight to pipes, sleeves, ducts, conduit, and other penetrations through surfaces. Contractor shall conform to all Code requirements for penetrations or the Drawings and Specifications, whichever calls for a higher quality or more thorough requirement. Contractor shall maintain integrity of both rated and non-rated fire walls, ceilings, floors, etc.
- E. Contractor shall restore Work which has been cut or removed. Contractor shall install new products to provide completed Work in accordance with

requirements of the Contract Documents and as required to match surrounding areas and surfaces.

- F. Contractor shall refinish all continuous surfaces to nearest intersection as necessary to match the existing finish to any new finish.

END OF DOCUMENT

**SECTION 01 74 19A**  
**CONTRACTOR'S CONSTRUCTION WASTE AND RECYCLING PLAN**

*(Submit After Award of Contract and Prior to Start of Work)*

Project Title:		
Contract or Work Order No.:		
Contractor's Name:		
Street Address:		
City:	State:	Zip:
Phone: ( )	Fax: ( )	
E-Mail Address:		
Prepared by: (Print Name)		

Date Submitted:		
Project Period:	From:	TO:

**Reuse, Recycling or Disposal Processes To Be Used**

*Describe the types of recycling processes or disposal activities that will be used for material generated in the project. Indicate the type of process or activity by number, types of materials, and estimated quantities that will be recycled or disposed in the sections below:*

- 01 - Reuse of building materials or salvage items on site (i.e. crushed base or red clay brick)
- 02 - Salvaging building materials or salvage items at an off site salvage or re-use center (i.e. lighting, fixtures)
- 03 - Recycling source separated materials on site (i.e. crushing asphalt/concrete for reuse or grinding for mulch)
- 04 - Recycling source separated materials at an off site recycling center (i.e. scrap metal or green matls)
- 05 - Recycling commingled loads of C&D matls at an off site mixed debris recycling center or transfer station
- 06 - Recycling material as Alternative Daily Cover at landfills
- 07 - Delivery of soils or mixed inerts to an inert landfill for disposal (inert fill).
- 08 - Disposal at a landfill or transfer station.
- 09 - Other (please describe)

**Types of Material To Be Generated**

*Use these codes to indicate the types of material that will be generated on the project*

- |   |                     |                  |                          |                 |
|---|---------------------|------------------|--------------------------|-----------------|
| A = Asphalt                             | C = Concrete        | M = Metals       | I = Mixed Inert          | G = Green Matls |
| D = Drywall                             | P/C=Paper/Cardboard | W/C = Wire/Cable | S= Soils (Non Hazardous) |                 |
| M/C = Miscellaneous Construction Debris | R = Reuse/Salvage   | W = Wood         | O = Other (describe)     |                 |

Facilities Used: Provide Name of Facility and Location (City)

Total Truck Loads: Provide Number of Trucks Hauled from Site During Reporting Period

Total Quantities: If scales are available at sites, report in tons. If not, quantify by cubic yards. For salvage/reuse items, quantify by estimated weight (or units).

**SECTION I - RE-USED/RECYCLED MATERIALS**

*Include all recycling activities for source separated or mixed material recycling centers where recycling will occur.*

Type of Material	Type of Activity	Facility to be Used/Location	Total Truck Loads	Total Quantities		
				Tons	Cubic YD	Other Wt.
(ex.) M	04	ABC Metals, Los Angeles	24	355		
<b>a. Total Diversion</b>			0	0	0	0

**SECTION 01 74 19A  
CONTRACTOR'S CONSTRUCTION WASTE AND RECYCLING PLAN**

Continued

SECTION II - DISPOSED MATERIALS						
<i>Include all disposal activities for landfills, transfer stations, or inert landfills where no recycling will occur.</i>						
Type of Material	Type of Activity	Facility to be Used/Location	Total Truck Loads	Total Quantities		
				Tons	Cubic YD	Other Wt.
(ex.) D	08	DEF Landfill, Los Angeles	2	35		
b. Total Disposal				0	0	0

SECTION III - TOTAL MATERIALS GENERATED						
<i>This section calculates the total materials to be generated during the project period (Reuse/Recycle + Disposal = Generation)</i>						
				Tons	Cubic YD	Other Wt.
a. Total Reused/Recycled				0	0	0
b. Total Disposed				0	0	0
c. Total Generated				0	0	0

SECTION IV - CONTRACTOR'S LANDFILL DIVERSION RATE CALCULATION						
<i>Add totals from Section I + Section II</i>						
			Tons	Cubic Yards	Other Wt.	
a. Materials Re-Used and Recycled			0			
b. Materials Disposed			0			
c. Total Materials Generated (a. + b. = c.)			0	0	0	
d. Landfill Diversion Rate (Tons Only)*			#DIV/0!			

\* Use tons only to calculate recycling percentages:  $Tons\ Reused/Recycled/Tons\ Generated = \% \text{ Recycled}$

Contractor's Comments (Provide any additional information pertinent to planned reuse, recycling, or disposal activities):

Notes:

- Section 01151A is a Division 01 General Requirement under CSI MasterFormat 1998 Edition.  
For CSI MasterFormat 2004 Edition, this Section may be renumbered as follows:  
Under Division 00, Procurement and Contracting Requirements, Project Forms 00 60 00  
Use: Section 00 62 22 Construction Waste Diversion Plan
- Suggested Conversion Factors: From Cubic Yards to Tons (Use when scales are not available)  
Asphalt: .61 (ex. 1000 CY Asphalt = 610 tons. Applies to broken chunks of asphalt)  
Concrete: .93 (ex. 1000 CY Concrete = 930 tons. Applies to broken chunks of concrete)  
Ferrous Metals: .22 (ex. 1000 CY Ferrous Metal = 220 tons)  
Non-Ferrous Metals: .10 (ex. 1000 CY Non-Ferrous Metals = 100 tons)  
Drywall Scrap: .20  
Wood Scrap: .16

**SECTION 01 74 19B**  
**CONTRACTOR'S REUSE, RECYCLING, AND DISPOSAL REPORT**

*(Submit With Each Progress Payment)*

Project Title:		
Contract or Work Order No.:		
Contractor's Name:		
Street Address:		
City:	State:	Zip:
Phone: ( )	Fax: ( )	
E-Mail Address:		
Prepared by: (Print Name)		

Date Submitted:		
Period Covered:	From:	To:

**Reuse, Recycling or Disposal Processes Used**

*Describe the types of recycling processes or disposal activities used for material generated in the project. Indicate the type of process or activity by number, types of materials, and quantities that were recycled or disposed in the sections below:*

- 01 - Reuse of building materials or salvage items on site (i.e. crushed base or red clay brick)
- 02 - Salvaging building materials or salvage items at an off site salvage or re-use center (i.e. lighting, fixtures)
- 03 - Recycling source separated materials on site (i.e. crushing asphalt/concrete for reuse or grinding for mulch)
- 04 - Recycling source separated materials at an off site recycling center (i.e. scrap metal or green matls)
- 05 - Recycling commingled loads of C&D matls at an off site mixed debris recycling center or transfer station
- 06 - Recycling material as Alternative Daily Cover at landfills
- 07 - Delivery of soils or mixed inerts to an inert landfill for disposal (inert fill).
- 08 - Disposal at a landfill or transfer station.
- 09 - Other (please describe)

**Types of Material Generated**

*Use these codes to indicate the types of material that were generated on the project*

- |   |                     |                  |                          |                 |
|---|---------------------|------------------|--------------------------|-----------------|
| A = Asphalt                             | C = Concrete        | M = Metals       | I = Mixed Inert          | G = Green Matls |
| D = Drywall                             | P/C=Paper/Cardboard | W/C = Wire/Cable | S= Soils (Non Hazardous) |                 |
| M/C = Miscellaneous Construction Debris | R = Reuse/Salvage   | W = Wood         | O = Other (describe)     |                 |

Facilities Used: Provide Name of Facility and Location (City)

Total Truck Loads: Provide Number of Trucks Hauled from Site During Reporting Period

Total Quantities: If scales are available at sites, report in tons. If not, quantify by cubic yards. For salvage/reuse items, quantify by estimated weight (or units).

**SECTION I - RE-USED/RECYCLED MATERIALS**

*Include all recycling activities for source separated or mixed material recycling centers where recycling occurred.*

Type of Material	Type of Activity	Facilities Used/Location	Total Truck Loads	Total Quantities		
				Tons	Cubic YD	Other Wt.
(ex.) M	04	ABC Metals, Los Angeles	24	355		
<b>a. Total Diversion</b>			0	0	0	0

**SECTION 01 74 19B**  
**CONTRACTOR'S REUSE, RECYCLING, AND DISPOSAL REPORT**  
 Continued

SECTION II - DISPOSED MATERIALS						
<i>Include all disposal activities for landfills, transfer stations, or inert landfills where no recycling occurred.</i>						
Type of Material	Type of Activity	Facilities Used/Location	Total Truck Loads	Total Quantities		
				Tons	Cubic YD	Other Wt.
(ex.) D	08	DEF Landfill, Los Angeles	2	35		
b. Total Disposal				0	0	0

SECTION III - TOTAL MATERIALS GENERATED						
<i>This section calculates the total materials generated during the project period (Reuse/Recycle + Disposal = Generation)</i>						
				Tons	Cubic YD	Other Wt.
a. Total Reused/Recycled				0	0	0
b. Total Disposed				0	0	0
c. Total Generated				0	0	0

SECTION IV - CONTRACTOR'S LANDFILL DIVERSION RATE CALCULATION						
<i>Add totals from Section I + Section II</i>						
	Tons	Cubic Yards	Other Wt.			
a. Materials Re-Used and Recycled	0					
b. Materials Disposed	0					
c. Total Materials Generated (a. + b. = c.)	0	0	0			
d. Landfill Diversion Rate (Tons Only)*	#DIV/0!					

\* Use tons only to calculate recycling percentages:  $Tons\ Reused/Recycled/Tons\ Generated = \% \text{ Recycled}$

Contractor's Comments (*Provide any additional information pertinent to planned reuse, recycling, or disposal activities*):

---



---



---



---

Notes:

- Section 01151A is a Division 01 General Requirement under CSI MasterFormat 1998 Edition.  
 For CSI MasterFormat 2004 Edition, this Section may be renumbered as follows:  
 Under Division 00, Procurement and Contracting Requirements, Project Forms 00 60 00  
 Use: Section 00 62 22 Construction Waste Diversion Plan
- Suggested Conversion Factors: From Cubic Yards to Tons (Use when scales are not available)  
 Asphalt: .61 (ex. 1000 CY Asphalt = 610 tons. Applies to broken chunks of asphalt)  
 Concrete: .93 (ex. 1000 CY Concrete = 930 tons. Applies to broken chunks of concrete)  
 Ferrous Metals: .22 (ex. 1000 CY Ferrous Metal = 220 tons)  
 Non-Ferrous Metals: .10 (ex. 1000 CY Non-Ferrous Metals = 100 tons)  
 Drywall Scrap: .20  
 Wood Scrap: .16

**ALTERATION PROJECT PROCEDURES**

**PART 1 – GENERAL**

**1.01 RELATED DOCUMENTS AND PROVISIONS:**

All Contract Documents should be reviewed for applicable provisions related to the provisions in this document, including without limitation:

- A. General Conditions, including, without limitation, Integration of Work, Purchase of Materials and Equipment, Uncovering of Work and Non-conforming Work and Correction of Work and Trenches;
- B. Special Conditions.

**PART 2 - PRODUCTS**

**2.01 PRODUCTS FOR PATCHING AND EXTENDING WORK:**

- A. New Materials: As specified in the Contract Documents including, without limitation, in the Specifications, Contractor shall match existing products, conditions, and work for patching and extending work.
- B. Type and Quality of Existing Products: Contractor shall determine by inspection, by testing products where necessary, by referring to existing conditions and to the Work as a standard.

**PART 3 - EXECUTION**

**3.01 EXAMINATION:**

- A. Contractor shall verify that demolition is complete and that areas are ready for installation of new Work.
- B. By beginning restoration Work, Contractor acknowledges and accepts the existing conditions.

**3.02 PREPARATION:**

- A. Contractor shall cut, move, or remove items as necessary for access to alterations and renovation Work. Contractor shall replace and restore these at completion.
- B. Contractor shall remove unsuitable material not as salvage unless otherwise indicated in the Contract Documents. Unsuitable material may include, without limitation, rotted wood, corroded metals, and deteriorated masonry and concrete. Contractor shall replace materials as specified for finished Work.

- C. Contractor shall remove debris and abandoned items from all areas of the Site and from concealed spaces.
- D. Contractor shall prepare surface and remove surface finishes to provide for proper installation of new Work and finishes.
- E. Contractor shall close openings in exterior surfaces to protect existing work from weather and extremes of temperature and humidity. Contractor shall insulate ductwork and piping to prevent condensation in exposed areas. Contractor shall insulate building cavities for thermal and/or acoustical protection, as detailed.

### **3.03 INSTALLATION:**

- A. Contractor shall coordinate Work of all alternations and renovations to expedite completion and to accommodate District occupancy.
- B. Designated Areas and Finishes: Contractor shall complete all installations in all respects, including operational, mechanical work and electrical work.
- C. Contractor shall remove, cut, and patch Work in a manner to minimize damage and to provide a means of restoring Products and finishes to original or specified condition.
- D. Contractor shall refinish visible existing surfaces to remain in renovated rooms and spaces, to specified condition for each material, with a neat and square or straight transition to adjacent finishes.
- E. Contractor shall install products as specified in the Contract Documents, including without limitation, the Specifications.

### **3.04 TRANSITIONS:**

- A. Where new Work abuts or aligns with existing, Contractor shall perform a smooth and even transition. Patched Work must match existing adjacent work in texture and appearance.
- B. When finished surfaces are cut so that a smooth transition with new Work is not possible, Contractor shall terminate existing surface along a straight line at a natural line of division and make a recommendation for resolution to the District and the Architect for review and approval.

### **3.05 ADJUSTMENTS:**

- A. Where removal of partitions or walls results in adjacent spaces becoming one, Contractor shall rework floors, walls, and ceilings to a smooth plane without breaks, steps, or bulkheads.
- B. Where a change of plane of 1/4 inch or more occurs, Contractor shall submit a recommendation for providing a smooth transition to the District and the Architect for review and approval.



- C. Contractor shall trim and seal existing wood doors and shall trim and paint metal doors as necessary to clear new floor finish and refinish trim as required.
- D. Contractor shall fit Work at penetrations of surfaces.

**3.06 REPAIR OF DAMAGED SURFACES:**

- A. Contractor shall patch or replace portions of existing surfaces, which are damaged, lifted, discolored, or showing other imperfections, in the area where the Work is performed.
- B. Contractor shall repair substrate prior to patching finish.

**3.07 CULTIVATED AREAS AND OTHER SURFACE IMPROVEMENTS:**

- A. Cultivated or planted areas and other surface improvements which are damaged by actions of the Contractor shall be restored by Contractor to their original condition or better, where indicated.
- B. Contractor shall protect and replace, if damaged, all existing guard posts, barricades, and fences.
- C. Contractor shall give special attention to avoid damaging or killing trees, bushes and/or shrubs on the Premises and/or identified in the Contract Documents, including without limitation, the Drawings.

**3.08 FINISHES:**

- A. Contractor shall finish surfaces as specified in the Contract Documents, including without limitations, the provisions of all Divisions of the Specifications.
- B. Contractor shall finish patches to produce uniform finish and texture over entire area. When finish cannot be matched, Contractor shall refinish entire surface to nearest intersections.

**3.09 CLEANING:**

- A. Contractor shall continually clean the Site and the Premises as indicated in the Contract Documents, including without limitation, the provisions in the General Conditions and the Specifications regarding cleaning.

END OF DOCUMENT

**CONTRACT CLOSEOUT AND FINAL CLEANING**

**PART 1 - GENERAL**

**1.01 RELATED DOCUMENTS AND PROVISIONS**

All Contract Documents should be reviewed for applicable provisions related to the provisions in this document, including without limitation:

- A. General Conditions, including, without limitation, Completion of Work;
- B. Special Conditions;
- C. Temporary Facilities and Controls.

**1.02 CLOSEOUT PROCEDURES**

Contractor shall comply with all closeout provisions as indicated in the General Conditions.

**1.03 FINAL CLEANING**

- A. Contractor shall execute final cleaning prior to final inspection.
- B. Contractor shall clean interior and exterior glass and all surfaces exposed to view; remove temporary labels, tape, stains, and foreign substances, polish transparent and glossy surfaces, wax and polish new vinyl floor surfaces, vacuum carpeted and soft surfaces.
- C. Contractor shall clean equipment and fixtures to a sanitary condition.
- D. Contractor shall replace filters of operating equipment.
- E. Contractor shall clean debris from roofs, gutters, down spouts, and drainage systems.
- F. Contractor shall clean Site, sweep paved areas, and rake clean landscaped surfaces.
- G. Contractor shall remove waste and surplus materials, rubbish, and construction facilities from the Site and surrounding areas.

**1.04 ADJUSTING**

Contractor shall adjust operating products and equipment to ensure smooth and unhindered operation.

### **1.05 RECORD DOCUMENTS AND SHOP DRAWINGS**

- A. Contractor shall legibly mark each item to record actual construction, including:
  - (1) Measured depths of foundation in relation to finish floor datum.
  - (2) Measured horizontal and vertical locations of underground utilities and appurtenances, referenced to permit surface improvements.
  - (3) Measured locations of internal utilities and appurtenances concealed in construction, referenced to visible and accessible features of the Work.
  - (4) Field changes of dimension and detail.
  - (5) Details not on original Contract Drawings
  - (6) Changes made by modification(s).
  - (7) References to related Shop Drawings and modifications.
- B. Contractor will provide one set of Record Drawings to District.
- C. Contractor shall submit all required documents to District and/or Architect prior to or with its final Application for Payment.

### **1.06 INSTRUCTION OF DISTRICT PERSONNEL**

- A. Before final inspection, at agreed upon times, Contractor shall instruct District's designated personnel in operation, adjustment, and maintenance of products, equipment, and systems.
- B. For equipment requiring seasonal operation, Contractor shall perform instructions for other seasons within six months or by the change of season.
- C. Contractor shall use operation and maintenance manuals as basis for instruction. Contractor shall review contents of manual with personnel in detail to explain all aspects of operation and maintenance.
- D. Contractor shall prepare and insert additional data in Operation and Maintenance Manual when the need for such data becomes apparent during instruction.
- E. Contractor shall review contents of manual with personnel in detail to explain all aspects of operation and maintenance.

### **1.07 SPARE PARTS AND MAINTENANCE MATERIALS**

- A. Contractor shall provide products, spare parts, maintenance, and extra materials in quantities specified in the Specifications and in Manufacturer's recommendations.

- B. Contractor shall provide District with all required Operation and Maintenance Data at one time. Partial or piecemeal submissions of Operation and Maintenance Data will not be accepted.

**PART 2 – PRODUCTS Not Used.**

**PART 3 – EXECUTION Not Used.**

END OF DOCUMENT

**OPERATION AND MAINTENANCE DATA**

**PART 1 – GENERAL**

**1.01 RELATED DOCUMENTS AND PROVISIONS:**

All Contract Documents should be reviewed for applicable provisions related to the provisions in this document, including without limitation:

- A. General Conditions, including, without limitation, Completion of the Work;
- B. Special Conditions.

**1.02 QUALITY ASSURANCE:**

Contractor shall prepare instructions and data by personnel experienced in maintenance and operation of described products.

**1.03 FORMAT:**

- A. Contractor shall prepare data in the form of an instructional manual entitled "OPERATIONS AND MAINTENANCE MANUAL & INSTRUCTIONS" ("Manual").
- B. Binders: Contractor shall use commercial quality, 8-1/2 by 11 inch, three-side rings, with durable plastic covers; two inch maximum ring size. When multiple binders are used, Contractor shall correlate data into related consistent groupings.
- C. Cover: Contractor shall identify each binder with typed or printed title "OPERATION AND MAINTENANCE MANUAL & INSTRUCTIONS"; and shall list title of Project and identify subject matter of contents.
- D. Contractor shall arrange content by systems process flow under section numbers and sequence of Table of Contents of the Contract Documents.
- E. Contractor shall provide tabbed fly leaf for each separate product and system, with typed description of product and major component parts of equipment.
- F. Text: The content shall include Manufacturer's printed data, or typewritten data on 24 pound paper.
- G. Drawings: Contractor shall provide with reinforced punched binder tab and shall bind in with text; folding larger drawings to size of text pages.

**1.04 CONTENTS, EACH VOLUME:**

- A. Table of Contents: Contractor shall provide title of Project; names, addresses, and telephone numbers of the Architect, any engineers, subconsultants, Subcontractor(s), and Contractor with name of responsible parties; and schedule of products and systems, indexed to content of the volume.

- B. For Each Product or System: Contractor shall list names, addresses, and telephone numbers of Subcontractor(s) and suppliers, including local source of supplies and replacement parts.
- C. Product Data: Contractor shall mark each sheet to clearly identify specific products and component parts, and data applicable to installation. Delete inapplicable information.
- D. Drawings: Contractor shall supplement product data to illustrate relations of component parts of equipment and systems, to show control and flow diagrams. Contractor shall not use Project Record Documents as maintenance drawings.
- E. Text: Contractor shall include any and all information as required to supplement product data. Contractor shall provide logical sequence of instructions for each procedure, incorporating manufacturer's instructions.
- F. Warranties and Bonds: Contractor shall bind in one copy of each.

#### **1.05 MANUAL FOR MATERIALS AND FINISHES:**

- A. Building Products, Applied Materials, and Finishes: Contractor shall include product data, with catalog number, size, composition, and color and texture designations. Contractor shall provide information for re-ordering custom manufactured products.
- B. Instructions for Care and Maintenance: Contractor shall include Manufacturer's recommendations for cleaning agents and methods, precautions against detrimental agents and methods, and recommended schedule for cleaning and maintenance.
- C. Moisture Protection and Weather Exposed Products: Contractor shall include product data listing applicable reference standards, chemical composition, and details of installation. Contractor shall provide recommendations for inspections, maintenance, and repair.
- D. Additional Requirements: Contractor shall include all additional requirements as specified in the Specifications.
- E. Contractor shall provide a listing in Table of Contents for design data, with tabbed fly sheet and space for insertion of data.

#### **1.06 MANUAL FOR EQUIPMENT AND SYSTEMS:**

- A. Each Item of Equipment and Each System: Contractor shall include description of unit or system, and component parts and identify function, normal operating characteristics, and limiting conditions. Contractor shall include performance curves, with engineering data and tests, and complete nomenclature, and commercial number of replaceable parts.
- B. Panelboard Circuit Directories: Contractor shall provide electrical service characteristics, controls, and communications.

- C. Contractor shall include color coded wiring diagrams as installed.
- D. Operating Procedures: Contractor shall include start-up, break-in, and routine normal operating instructions and sequences. Contractor shall include regulation, control, stopping, shut-down, and emergency instructions. Contractor shall include summer, winter, and any special operating instructions.
- E. Maintenance Requirements: Contractor shall include routine procedures and guide for trouble-shooting; disassembly, repair, and reassembly instructions; and alignment, adjusting, balancing, and checking instructions.
- F. Contractor shall provide servicing and lubrication schedule, and list of lubricants required.
- G. Contractor shall include manufacturer's printed operation and maintenance instructions.
- H. Contractor shall include sequence of operation by controls manufacturer.
- I. Contractor shall provide original manufacturer's parts list, illustrations, assembly drawings, and diagrams required for maintenance.
- J. Contractor shall provide control diagrams by controls manufacturer as installed.
- K. Contractor shall provide Contractor's coordination drawings, with color coded piping diagrams as installed.
- L. Contractor shall provide charts of valve tag numbers, with location and function of each valve, keyed to flow and control diagrams.
- M. Contractor shall provide list of original manufacturer's spare parts, current prices, and recommended quantities to be maintained in storage.
- N. Additional Requirements: Contractor shall include all additional requirements as specified in Specification(s).
- O. Contractor shall provide a listing in Table of Contents for design data, with tabbed fly sheet and space for insertion of data.

**1.07 SUBMITTAL:**

- A. Contractor shall submit to the District for review two (2) copies of preliminary draft or proposed formats and outlines of the contents of the Manual within thirty (30) days of Contractor's start of Work.
- B. For equipment, or component parts of equipment put into service during construction and to be operated by District, Contractor shall submit draft content for that portion of the Manual within ten (10) days after acceptance of that equipment or component.

- C. Contractor shall submit two (2) copies of a complete Manual in final form prior to final Application for Payment. Copy will be returned with Architect/Engineer comments. Contractor must revise the content of the Manual as required by District prior to District's approval of Contractor's final Application for Payment.
- D. Contractor must submit two (2) copies of revised Manual in final form within ten (10) days after final inspection.

**PART 2 – PRODUCTS Not Used.**

**PART 3 – EXECUTION Not Used.**

END OF DOCUMENT



**WARRANTIES**

**PART 1 - GENERAL**

**1.01 RELATED DOCUMENTS AND PROVISIONS**

All Contract Documents should be reviewed for applicable provisions related to the provisions in this document, including without limitation:

- A. General Conditions, including, without limitation, Warranty/Guarantee Information;
- B. Special Conditions.

**1.02 FORMAT**

- A. Binders: Contractor shall use commercial quality, 8-1/2 by 11 inch, three-side rings, with durable plastic covers; two inch maximum ring size.
- B. Cover: Contractor shall identify each binder with typed or printed title "WARRANTIES" and shall list title of Project.
- C. Table of Contents: Contractor shall provide title of Project; name, address, and telephone number of Contractor and equipment supplier; and name of responsible principal. Contractor shall identify each item with the number and title of the specific Specification, document, provision, or section in which the name of the product or work item is specified.
- D. Contractor shall separate each warranty with index tab sheets keyed to the Table of Contents listing, providing full information and using separate typed sheets as necessary. Contractor shall list each applicable and/or responsible Subcontractor(s), supplier(s), and/or manufacturer(s), with name, address, and telephone number of each responsible principal(s).

**1.03 PREPARATION:**

- A. Contractor shall obtain warranties, executed in duplicate by each applicable and/or responsible subcontractor(s), supplier(s), and manufacturer(s), within ten (10) days after completion of the applicable item or work. Except for items put into use with District's permission, Contractor shall leave date of beginning of time of warranty blank until the date of completion is determined.
- B. Contractor shall verify that documents are in proper form, contain full information, and are notarized, when required.
- C. Contractor shall co-execute submittals when required.
- D. Contractor shall retain warranties until time specified for submittal.

**1.04 TIME OF SUBMITTALS:**

- A. For equipment or component parts of equipment put into service during construction with District's permission, Contractor shall submit a draft warranty for that equipment or component within ten (10) days after acceptance of that equipment or component.
- B. Contractor shall submit for District approval all warranties and related documents within ten (10) days after date of completion. Contractor must revise the warranties as required by the District prior to District's approval of Contractor's final Application for Payment.
- C. For items of work delayed beyond date of completion, Contractor shall provide an updated submittal within ten (10) days after acceptance, listing the date of acceptance as start of warranty period.

**PART 2 - PRODUCTS Not Used.**

**PART 3 – EXECUTION Not Used.**

END OF DOCUMENT

**RECORD DOCUMENTS**

**PART 1 - GENERAL**

**1.01 RELATED DOCUMENTS AND PROVISIONS:**

All Contract Documents should be reviewed for applicable provisions related to the provisions in this document, including without limitation:

- A. General Conditions, including, without limitation, Documents on Work;
- B. Special Conditions.

**PART 2 - RECORD DRAWINGS**

**2.01 GENERAL:**

- A. As indicated in the Contract Documents, the District will provide Contractor with one set of reproducible, full size original Contract Drawings (mylars).
- B. Contractor shall maintain at each Project Site one set of marked-up plans and shall transfer all changes and information to those marked-up plans, as often as required in the Contract Documents, but in no case less than once each month. Contractor shall submit to the Project Inspector one set of reproducible vellums of the Project Record Drawings ("As-Builts") showing all changes incorporated into the Work since the preceding monthly submittal. The As-Builts shall be available at the Project Site. The Contractor shall submit reproducible vellums at the conclusion of the Project following review of the blueline prints.
- C. Label and date each Record Drawing "RECORD DOCUMENT" in legibly printed letters.
- D. All deviations in construction, including but not limited to pipe and conduit locations and deviations caused by without limitation Change Orders, Construction Claim Directives, RFI's, and Addenda, shall be accurately and legibly recorded by Contractor.
- E. Locations and changes shall be done by Contractor in a neat and legible manner and, where applicable, indicated by drawing a "cloud" around the changed or additional information.

**2.02 RECORD DRAWING INFORMATION:**

- A. Contractor shall record the following information:
  - (1) Locations of Work buried under or outside each building, including, without limitation, all utilities, plumbing and electrical lines, and conduits.

- (2) Actual numbering of each electrical circuit to match panel schedule.
- (3) Locations of significant Work concealed inside each building whose general locations are changed from those shown on the Contract Drawings.
- (4) Locations of all items, not necessarily concealed, which vary from the Contract Documents.
- (5) Installed location of all cathodic protection anodes.
- (6) Deviations from the sizes, locations, and other features of installations shown in the Contract Documents.
- (7) Locations of underground work, points of connection with existing utilities, changes in direction, valves, manholes, catch basins, capped stubouts, invert elevations, etc.
- (8) Sufficient information to locate Work concealed in each building with reasonable ease and accuracy.

In some instances, this information may be recorded by dimension. In other instances, it may be recorded in relation to the spaces in the building near which it was installed.

- B. Contractor shall provide additional drawings as necessary for clarification.
- C. Contractor shall provide reproducible record drawings, made from final Shop Drawings marked "No Exceptions Taken" or "Approved as Noted."
- D. After review and approval of the marked-up specifications by the Project Inspector, Contractor shall provide electronic copies of the drawings (in PDF format) with one file with all of the sheets and one set of individual sheet files at the conclusion of the Project.

### **PART 3 - RECORD SPECIFICATIONS**

#### **3.01 GENERAL:**

- A. Contractor shall mark each section legibly to record manufacturer, trade name, catalog number, and supplier of each Product and item of equipment actually installed.
- B. After review and approval of the marked-up specifications by the Project Inspector, Contractor shall provide one electronic copy of the specifications (in PDF format) at the conclusion of the Project.

### **PART 4 - MAINTENANCE OF RECORD DOCUMENTS**

#### **4.01 GENERAL**

- A. Contractor shall store Record Documents apart from documents used for construction as follows:

- (1) Provide files and racks for storage of Record Documents.
- (2) Maintain Record Documents in a clean, dry, legible condition and in good order.

B. Contractor shall not use Record Documents for construction purposes.

**PART 5 – PRODUCTS Not Used.**

END OF DOCUMENT

**MINOR DEMOLITION FOR REMODELING**

DIVISIONS 00 AND 01 ARE A PART OF THIS SECTION

**PART 1 GENERAL**

1.01 CODES AND ORDINANCES

All work is to be conducted in complete accordance with all applicable provisions of local and State safety and health ordinances.

1.02 DESCRIPTION AND CONDITION OF PREMISES

- a. The building affected by this Contract is set forth in "Scope of Work" below and has been used for the designated occupancy since original construction.
- b. Plans are available for the structure(s) at the office of the Architect for review by the Contractor. It is the intent and purpose of this Contract that the Contractor demolish all of the work as specified herein or on the plans, regardless of material of which it is constructed.
- c. Contractor shall accept the premises in the condition as found on the first day of work under the Contract. He shall assume all risk regarding damage or loss, whether by reason of fire, theft or other casualty or happening to specified building. No such damage or loss shall relieve the Contractor from Contract obligation to complete this work.

1.03 SCOPE OF WORK

- a. Scope of work shall include all labor, materials, equipment, transportation and appliances to complete the work of demolition and site restoration as hereinbelow specified and as per drawings and as reasonably required to complete the contract.
- b. Removal of existing framing, furring, bracing, concrete slabs, walls and footings, fasteners, equipment, finishes, support systems, plumbing, electrical and HVAC systems and all other items required to complete the work in this contract.
- c. Disposal legally and off the site of all debris, rubbish and salvage.
- d. Construction and provision of proper barricades, signs and protective structures and devices.
- e. Responsibility of cleanliness and safety of work area and all other affected premises during the period of the Contract.
- f. Filling, backfilling and grading of site as specified.

**1.04 SURVEY OF EXISTING CONDITIONS**

The bidders are required to examine the building and determine for themselves the extent of the work included in this Contract.

**1.05 WORKING AREA**

A portion of the building site shall be allotted to the Contractor for the prosecution of his work. He shall confine his operations to this area and shall provide barricades or guards as required by the City and/or County Code requirements.

**1.06 RESPONSIBILITY AND COORDINATION**

- a. Responsibility accrues to the Contractor for the condition, good order, health and safety of all premises and individuals his work may affect.
- b. It shall be the responsibility of the Contractor to notify any utility companies and the owner concerning the cutting off or restoring of service or of relocating or modifying any such service that the work of this contract may require. He shall protect and maintain in operation any utility or sewer line that is required to remain operative during the period of the contract that his work may affect.
- c. The Contractor shall coordinate and require such cooperation of the various trades as will be necessary to complete each and every part of the work, even though not specifically indicated, noted or detailed on the drawings or specified.

**1.07 PERMITS AND LICENSES**

The Contractor shall secure, take out and/or maintain all required permits, approvals and licenses necessary to legally complete this work and shall be responsible for insuring that each and every one of his subcontractors is properly and duly licensed and have required permits to perform any of their work requiring same.

**1.08 SALVAGE MATERIALS**

- a. The Owner reserves the right to retain ownership of any equipment or fixtures removed from the building. All removed equipment or fixtures shall be stored neatly in an area designated by the Owner for a period of 48 hours after the Owner's representative has been notified. All items that are not claimed by the Owner within the specified time period shall be removed from the site and properly disposed of.
- b. All salvage materials removed from the building shall be placed in neat piles and stacks in the working area and removed from the site at the earliest practicable date.

- c. The Contractor shall not dispose of the improvements or materials removed from the building at the site by sale, gift, or in any manner whatsoever to the general public; provided however, that these provisions shall not be construed as limiting or prohibiting the sale or disposal of such salvage to duly licensed contractors or material men. The Contractor shall assume all responsibility arising out of such operation.

**PART 2 EXECUTION**

**2.01 DEBRIS**

All debris resulting from the demolition shall be removed and hauled away from the site immediately. Debris and rubbish shall not be allowed to accumulate on the site. Such material shall be sprinkled while being handled or loaded to relieve annoyance to the balance of the premises and to the neighborhood. No burning of rubbish shall be permitted at the site.

**2.02 PROTECTION**

- a. The Contractor shall enclose the area with fence barricades as per City and/or County code requirements. Barricades shall be substantially and neatly erected and braced and in areas near existing buildings where hazards may exist from falling materials, shall be constructed in a manner to intercept any materials that may fall as a result of demolition work.
- b. Barricades and fences shall have substantial gates, equipped with good locks and the working area shall be kept securely locked at all times work is in progress.
- c. The Contractor shall provide signs and post warnings in all necessary places to exclude all persons except those directly connected with the work from entering the working area or where vehicles are operating or materials are being stored. The Contractor shall be responsible for preventing unauthorized persons from entering the working area.
- d. The Contractor shall execute demolition work to insure protection of adjacent buildings, shrubs, trees and lawns from damage, which might occur from any cause and shall not interfere with use of adjacent buildings or safe passage to and from same.

**2.03 USE OF EXPLOSIVES** will not be permitted.

**2.04 TREES AND PLANTINGS**

Trees and shrubs as indicated on the plan and their roots, stumps, etc., within the working area are to be removed.



**2.05 UTILITIES**

- a. It shall be the responsibility of the contractor to notify any utility companies and the owner concerning the cutoff and restoration of service or of relocating or modifying any such service that the work in this contract may require. He shall protect and maintain in operation any utility or sewer line that is required to remain operative during the period of the contract that his work may affect.
- b. The Contractor shall keep a record as to location and size of all capped pipe and/or conduit during demolition on a blue line print furnished by the Architect.

**2.06 SCAFFOLDING, LADDERS, ETC.**

All temporary construction, scaffolding, ladders, runways, hoistways, etc., shall be furnished and maintained by the Contractor as required and shall comply with all laws, ordinances, rules and regulations governing the construction and use of same.

**2.07 CLEANING**

- a. Upon completion of the work, the Contractor shall remove all protections, tools, materials, plant apparatus and rubbish or debris of any sort and leave the premises neat and orderly.
- b. The Contractor shall also inspect any other areas or premises of public or private property that may have been damaged, made dirty or otherwise disorderly as a result of his work and restore to good order any such area or premises.

END OF SECTION  
03/05/2008

**CONCRETE WORK**

DIVISIONS 00 AND 01 ARE A PART OF THIS SECTION

**PART 1 GENERAL**

## 1.01 SCOPE OF WORK

The work of this section shall include the furnishing of all labor; materials and equipment required to complete the concrete work as indicated on the drawings and as specified herein.

## 1.02 WORK INCLUDED (But not limited to the following items)

- a. Provide and install concrete, plain and reinforced, in place.
- b. Provide and install formwork and shoring.
- c. Placing only of bolts, anchors, frames, inserts, stair nosings
- d. Provide and install control and expansion joints.
- e. Curing, protection and patching of concrete.
- f. Finishing concrete surfaces.
- g. Concrete pits and slabs for plumbing, electrical, heating and ventilation.
- h. Cost of concrete mix designs.
- i. Vapor barrier and sand fill under concrete floor slabs.
- j. Clean up work related to this Section.

## 1.03 RELATED WORK

- a. Reinforcing steel is specified in Section 03 21 00.
- b. Filling, backfilling and compaction are specified under Section 31 20 00.
- c. Furnishing of bolts, anchors, frames, inserts, etc. is specified in Section 06 10 00.
- d. Concrete valve boxes for plumbing work are specified in Section 22 00 00.
- e. The cost of testing all materials, *including cement and aggregate* shall be paid by the Owner. The Contractor shall cooperate in furnishing test materials so that tests may be completed prior to their installation.
- f. Vegetation control is specified in Section 32 05 13.02.
- g. Termite control is specified in Section 32 05 13.01.

## 1.04 TESTS AND INSPECTIONS

- a. Refer to Section 01 45 00, Quality Control, for these requirements.
- b. No work of this Section shall be covered until inspected by the Engineer or his authorized representative.
- c. Tests and evaluation shall conform to T24, Sec. 1903A.
- d. Vapor and Waterproofing Admixture representative shall verify all concrete batches prior to concrete mix leaving plant. Installing contractor shall be an approved SPG installer.

## 1.05 SPECIAL REQUIREMENTS

All concrete shall be mixed, formed, placed and cured, finished and protected in conformance with the recommendations of the Portland Cement Association and the American Concrete Institute unless otherwise shown or noted in these specifications.

## 1.06 DEFECTIVE CONCRETE

Concrete not meeting the minimum strength requirement, not formed as indicated, not true to intended alignment, which has large voids or rock pockets, which has wood or debris embedded in it, which has a surface deviation of greater than one-eighth inch (1/8") in ten feet (10'-0") or does not fully conform to the specifications shall be deemed defective and if so directed by the Architect, shall be removed and replaced with concrete complying with the drawings and specifications. Precast panels or other concrete damaged due to erection operations shall be deemed defective concrete.

## PART 2 PRODUCTS

### 2.01 MATERIALS

- a. Portland Cement: Shall conform to ACI 318-19, Type V, and T24, Sec. 1903A.2 with the following modifications:
  - (1) The cement shall not contain more than 0.60% total alkali when calculated as Sodium Oxide.
  - (2) The percentage of Tricalcium Silicate shall not be limited.
  - (3) Cement shall be stored in such a manner as to protect it from inclusion of foreign material and damage by moisture. Only one (1) brand of cement shall be used for this work.
  
- b. Aggregates: Shall conform to ASTM C-33-86 except as modified below.
  - (1) Fine aggregate: Shall consist of a washed natural sand of hard, strong and durable particles, which do not contain more than two percent (2%) by weight of deleterious substances such as clay lumps, shale, schist, alkali, mica, coated grains, or soft and flaky particles. Fine aggregate shall be graded uniformly from fine to coarse and when combined with coarse aggregate shall meet the requirements of Table 1.
    - a.) Crushed fine aggregate otherwise known as Crusher fines, or "rock dust" shall be 100% passing #4 sieve screen and shall be spread and compacted while damp to moist. At the time of concrete placement, the blotter layer should be dry to damp, compacted, and smooth. Concrete should not be placed if the blotter layer is wet as it will act as a water reservoir beneath the concrete and all apparent advantages of its use will be nullified. The blotter layer should not be sprayed with water prior to concrete placement.
  - (2) Coarse Aggregate: Shall consist of a clean, hard, fine grained, sound crushed rock, or washed gravel. It shall contain not more than five percent (5%) by weight of flat, thin, elongated, or laminated material nor more than two percent (2%) by weight shale or cherty material. Coarse aggregate shall be graded uniformly from one fourth inch (1/4") in size to maximum size and when combined with fine aggregate shall meet the requirements of Table 1.

TABLE I

## GRADING OF COMBINED AGGREGATES

Sieve Number or Size in Inches (Woven Wire Cloth)	Percent by Weight		
	1-1/2" Max.	1" Maximum	3/4" Maximum
Passing a 1-1/2"	95-100	---	---
Passing a 1"	70-90	90-100	---
Passing a 3/4"	50-80	70-95	90-100
Passing a 3/8"	40-60	45-70	55-75
Passing a #4	35-55	35-55	40-60
Passing a #8	25-40	27-45	30-46
Passing a #16	16-34	20-38	23-40
Passing a #30	12-25	12-27	13-28
Passing a #50	2-12	5-15	5-15
Passing a #100	0-3	0-5	0-5

- c. Water: Shall be clean and free from deleterious acids, alkali, oil and organic matter and shall be potable.
- d. Concrete Slab Control Joints: Shall be one of the following types as indicated and located on the drawings:
- (1) Construction Joints: Shall be Burke #NC-203 "Keyed Kold Joint", or approved equal, 26 gauge galvanized steel continuous joint form with #54-505 removable kap at exterior slabs and #54-510 kap at interior slabs. Seal exterior joints with Sikaflex 2c, color as selected.
  - (2) Expansion Joints: Shall be formed with Burke 1/2" x 4" fiber expansion joint with Burke 1/2" x 1/2" removable plastic cap. Sealant shall be two-part polyurethane, Sikaflex 2c, color as selected.
  - (3) Control Joints: Shall be 1/8" w x 1-1/4" d tooled or saw-cut joints. Control joints may be plastic "Zip-Strips" by Burke or W.R. Meadows (1-1/2" dp. min.).
- e. Crushed Fine Aggregate Fill Under Slabs: Shall conform to the crushed fine aggregate specification in 2.01b. above.
- f. Vapor Barrier:
- (1.) Vapor barrier must have all of the following qualities:
    - a. Maintain permeance of less than 0.010 Perms [grains/(ft<sup>2</sup> · hr · in Hg)] as tested in accordance with ASTM E 1745 Section 7.1 (7.1.1-7.1.5)
  - (2.) Other performance criteria:
    - a. Strength: ASTM E 1745 Class A.
    - b. Thickness: 15 mils minimum
  - (3.) Vapor barrier products:
    - a. Basis of Design: Stego Wrap Vapor Barrier (15-mil) by Stego Industries LLC, (877) 464-7834  
[www.stegoindustries.com](http://www.stegoindustries.com).
    - b. Other acceptable products:  
Or equal products that meet all of the specified performance criteria in paragraphs (1), (2).
- g. Vapor Barrier Sealing Accessories:
- (1) Sealing Seams
    - (a) Stego Tape by Stego Industries LLC, (877) 464-7834  
[www.stegoindustries.com](http://www.stegoindustries.com).

- (b) Or approved equal
- (2) Sealing Penetrations
  - (a) Stego Tape by Stego Industries LLC, (877) 464-7834  
[www.stegoindustries.com](http://www.stegoindustries.com).
  - (b) Vapor-proofing mastic: Mastic by Stego Industries LLC, (877) 464-7834 [www.stegoindustries.com](http://www.stegoindustries.com).
  - (c) Or approved equal.
- (3) Sealing Perimeter/Terminating Edge of Vapor Barrier
  - (a) Stego Crete Claw by Stego Industries LLC, (877) 464-7834  
[www.stegoindustries.com](http://www.stegoindustries.com).
  - (b) StegoTack Tape (double-sided sealant tape) by Stego Industries LLC, (877) 464-7834 [www.stegoindustries.com](http://www.stegoindustries.com).
  - (c) Use of one-sided seaming tape to seal the perimeter must be submitted to the architect for pre-approval.
  - (d) Or approved equal
- (4) Screed/Formwork Penetration Prevention:
  - (a) Beast Foot by Stego Industries LLC, (877) 464-7834  
[www.stegoindustries.com](http://www.stegoindustries.com).
  - (b) Or approved equal.
- (5) Vapor Barrier-Safe Screed System
  - (a) Beast Screed by Stego Industries LLC, (877) 464-7834  
[www.stegoindustries.com](http://www.stegoindustries.com).
  - (b) Or approved equal
- h. Sealer/Hardener/Curing Compound for exterior concrete: Shall conform to ASTM C-309, Type I, Class A. Provide and apply per manufacturers recommendations, W.R. Meadows "Med-Cure"; Nox-crete Inc. "Bro-Cure"; Curecrete Chemical Co. "Ashford Formula", or approved equal. The compound shall *not* be of wax base and shall not impair in any way the application of floor coverings,
- i. Abrasive Aggregate: Shall be aluminum oxide grits or crushed emery, factory graded, packaged, rustproof and non-glazing. "GRIP IT", manufactured by L&M Construction Chemicals, Inc.
- j. Rock Salt: Shall be standard brand in chips, similar to that packaged for use by the general public in ice cream freezers.
- k. Admixture: Water-reducing admixture shall be Pozzoloth 322N, T-24, Section 1903A6.6 Zeecon "H", Grace WRDA-79 or approved equal, conforming to ASTM 494. Vapor and Water proofing Admixture shall be as manufactured by SPG, Vapor Lock 20/20.
- l. Manufactured Grout: Shall be non-shrink, non-metallic, non-corrosive and high strength, conforming to Corps. of Engineers CRD-621. SilkagROUT 212, W.R. Meadows #588 grout or approved equal.
- m. Form Release: Provide form-coating material, which conforms to the regulations of the local air quality management district in force at the time of application. Use a non-staining, non-residual, chemically active release agent. DEBOND FORM COATING, manufactured by L&M Construction Chemicals, Inc. or "Crete Lease 880 VOC", by Cresset Chemical Company.
- n. Fly Ash: Shall comply with ASTM C618, class NORF (Class C is not permitted) Not more than 15% by weight of fly ash shall be substituted for ASTM C150 Portland Cement.
- o. Stair nosing shall be style No. 950 as manufactured by American Safety Tread Company, Helena, Alabama 35080. Telephone 1-800-245-4881. Nosings shall be cast in Feracast, with #24 virgin grain Silicon Carbide granules embedded into the walking surface while the matrix is in a molten state. Nosings shall terminate not more than 3" from ends of steps for poured concrete stairs. Nosings shall be

furnished with concealed cast anchors. All metals shall be furnished in natural metal finish. Feracast shall have one coat of shop applied black paint.

### PART 3 EXECUTION

#### 3.01 PROPORTIONING OF CONCRETE MIXES

- a. **Strength:** The minimum ultimate (28 day) compressive strength of structural concrete shall be 3000 p.s.i. (4000 p.s.i. at foundations). Its strength shall be at least 1800 p.s.i. at the age of 7 days and at least 3000 p.s.i. at 28 days. Structural concrete shall contain at least 5 sacks (470 pounds) of cement per cubic yard of concrete. (Per Soils Report). Where non-structural 'concrete paving' is required, its compressive strength shall be 2500 p.s.i. Its strength shall be at least 1500 p.s.i. at 7 days and at least 2500 p.s.i. at 28 days.
- b. **Proportions:** The Contractor shall propose to the Architect an Engineered *Laboratory Designed Mix/es with Engineers Stamp/seal* based on the following limitations. The mix design shall be approved prior to use. The mix designer shall determine the relative amounts of cement, admixtures, fine and coarse aggregate and mixing water in accordance with T24 Method B or Method C, Section 1905A.2.3. The Contractor shall pay the costs of concrete mix designs, including the cost of aggregate, gradation analysis where required.

TABLE II  
CONCRETE MIXES

Complies with table 19A-A3 of C.B.C. Title 24

Sacks of Cement Concrete Type	Maximum Size of Aggregate	Minimum 94 lbs. per Cubic yard. of Concrete	Maximum Gallons Water per 94 lbs. Sack of Cement
3000 psi	3/4"	5.75	7.3
	1"	5.50	7.3
	1-1/2"	5.25	7.3
2500 psi	3/4"	5.50	7.6
	1"	5.25	7.6
	1-1/2"	5.50	7.6
3000 psi	3/8"	6.75	5.8
4000 psi	1"	6.00	5.66

- c. **Minimum Cement Content:** The minimum cement contents indicated above may be reduced by a maximum of 0.25 sacks per cubic yard, subject to the approval of the Engineer, if the resulting mix design can be substantiated by:
- (1) The recent experience of the laboratory with the materials and facilities of the manufacturer, and
  - (2) Documented test results of trial batching or of the use of the specific mix on prior work.
- d. **Admixture:** The admixture shall not be used to replace cement. Vapor and Water proofing admixture shall be added in quantities as approved by admixture manufacturer and shall be inspected by manufacturer's representative at the batch plant. Contact SPG at 310-650-4263 for Vapor and Moisture admixture inspection.

- e. Slump: The amount of mixing water used (including free moisture carried by the aggregate) shall not exceed the maximum allowed in Table III. In addition, the amount used shall be the minimum necessary to produce the following maximum allowable slumps but, in no case shall the water/cement ratio exceed .5:
  - Concrete cast on metal deck ..... 3" maximum
  - Concrete foundations ..... 4" maximum
  - Precast wall panels/slabs (Flatwork)..... 4" maximum
  - All other concrete ..... 5" maximum

The slump test shall conform to ASTM C-143.

f.	Aggregate Size:		
	Type of Work	Max.	Aggregate Size
	Joists or walls	Less than 5" wide	3/4"
	Beams or walls	5" to less than 8" wide,	
	slabs above grade	Less than 6" thick,	
	floor slabs on grade		1"
	All other concrete		1-1/2"

- g. Fly Ash may be added but not more than 15% by weight of Fly Ash shall be substituted for ASTM C150 Portland Cement.

3.02 PROPORTIONING OF GROUT AND DRYPACK (Handmixed)

- a. Grout: Shall be composed of one (1) volume of portland cement and three (3) volumes of fine aggregate and only enough water to make the mixture flow under its own weight.
- b. Drypack: Shall be composed as for grout except that only enough water shall be added to set the mixture (no free water and no slump). Drypack will be tamped into place.
- c. Do not use grout or drypack that has been mixed longer than thirty (30) minutes.

3.03 GROUT (Manufactured)

Manufactured grout shall be used at all 'blocked-out' and embedded steel or aluminum items and as shown on structural drawings.

3.04 FORMS

- a. General Construction Requirements: Forms shall be constructed of wood built true to line and grade, mortar tight, and sufficiently rigid to prevent excessive deflection between supports. The arrangement and construction shall be subject to the approval of the Engineer, but responsibility for adequacy of the forms shall rest with The Contractor. Forms shall be arranged so as to properly receive and engage other construction and all anchorage sleeves, inserts, bolts, conduit, or other devices shall be installed prior to the placing of concrete.
- b. Forms for Exposed Concrete: All exposed concrete shall be formed with 5/8" (minimum) Douglas Fir "Plyform" placed with the grain of the outer plies in the direction of their span. Form construction shall insure that the concrete surfaces will conform to the tolerances of "Recommended practices for Concrete Form Work" (A.C.I. 347). The supporting studs or joists shall be spaced not more than twelve inches (12") center to center. The surfaces of the forms shall be smooth and free

from irregularities. Wall form panels shall be placed with their long dimension horizontal and so as to form continuous horizontal joints. All exposed sharp corners shall be formed with 3/4" chamfers or fillets.

- c. Form Ties or Bolts: Shall be used to fasten the forms. They shall be of sufficient strength and number to prevent spreading of the forms. They shall be of such type that they can be entirely removed or cut back one inch (1") or more from the finished concrete surface. Wire ties will not be permitted.
- d. Form Coating: Forms shall be coated with form release applied shortly before the concrete is placed but prior to placing the reinforcement.
- e. Cleaning: All dirt, chips, sawdust, nails and other foreign matter shall be completely removed from the forms before concrete is placed. Forms previously used shall be thoroughly cleaned of all dirt, mortar and other foreign matter before being reused.
- f. Removal: The forms shall not be removed until the concrete has sufficiently hardened to permit their removal with safety, but in no case in less time than as follows:

Columns, Walls, Vertical Forms .....	24 hours
Slabs.....	7 days
Joists, Beams and Girders.....	14 days

All removal shall be accomplished in such a manner as to prevent injury to the concrete. Comply with T24, Sec. 1906A.2.

- g. Foundation Concrete: Shall be placed directly into neat excavations provided the trench walls are stable as determined by the Architect or Structural Engineer subject to approval of the Division of the State Architect. In such cases, the minimum formwork shown on the structural drawings is mandatory to insure clean excavations immediately prior to and during the placing of concrete.

**3.05 VAPOR BARRIER**

Install per ASTM E1643. Place a 15 mil vapor barrier over the compacted crusher fines with all side seams lapped a minimum of 6 inches and sealed with the specified accessory. At perimeters, vapor barrier shall be turned up against footings or walls and sealed to walls, footings or slab with specified accessory. Penetrations through membrane required by piping, conduit, drains, reinforcing and anchors shall be formed by cutting slits in membrane material and then sealing membrane surface and sealing against the riser. For interior forming applications, avoid the use of non-permanent stakes driven through the vapor barrier. Use blunt-end and/or threaded nail stakes (screed pad posts) and insert them into Beast Foot or approved equal. Ensure Beast Foot's peel-and-stick adhesive base is fully adhered to the vapor barrier. For a vapor barrier-safe, fixed-elevation concrete screeding application, install Beast Screed (vapor barrier-safe screed system) per manufacturer's instructions prior to placing concrete. Concrete shall be placed directly on top of the vapor barrier.

**3.06 CRUSHER FINE FILL**

Fill Under Interior Floor Slabs: Place vapor barrier over crusher fines. Apply two inches (2") of crusher fines fill subgrade, grade smooth and level and roll to smooth, even surface. Crusher fines shall spread and compacted while damp. At the time of concrete placement, the crusher fines layer should be dry to damp, compacted and smooth. Do not spray crusher fines prior to placement of concrete.



Exterior concrete slabs will not require this fill except where indicated on the drawings.

### 3.07 EMBEDDED ITEMS

- a. The Contractor shall cooperate with all tradesmen to insure that all conduit, anchor bolts, sleeves, inserts, hangers, etc. are properly installed and secured in correct position. All embedded items shall be thoroughly clean and free from rust, scale, oil or other foreign matter. All embedded items, including bolts, shall be securely held in their final positions by means of wood templates *before* any concrete is poured.
- b. Pipes, other than electrical conduit, shall not be embedded in structural concrete. Conduit shall be located within the middle half of the slab and its outside diameter shall not be greater than one third ( $1/3$ ) of the slab thickness.
- c. The Contractor shall properly form all reglets and rebates required in the concrete to receive flashings, frames and other equipment. Dimensions and details shall be obtained from the equipment to be provided for.

### 3.08 MIXING

Transit Mixed Concrete: Shall be mixed and delivered in accordance with the requirements of T24, Section 1905A. Transit mixed concrete shall not be delivered to the work with the total specified amount of water incorporated therein. Two and one-half ( $2-1/2$ ) gallons of water per cubic yard shall be withheld but may be incorporated in the mix under the supervision of the project Inspector. Transit mixed concrete shall be mixed for a period of not less than ten (10) minutes at a peripheral drum speed of approximately two hundred (200) feet per minute and mixing shall be continued until discharge is complete. Concrete will be rejected if not discharged within one and one-half ( $1-1/2$ ) hours during normal weather or forty-five (45) minutes during hot weather after the addition of cement to the aggregates. The manufacturer of the transit mixed concrete shall furnish with each mixer truck a certificate stating the quantity of cement water, fine aggregate, coarse aggregate and admixture (if used) in each batch delivered to the job.

### 3.09 PLACING

- a. General: Concrete shall be used while fresh and before it has taken an initial set. Retempering partially hardened concrete with additional water will not be permitted. Concrete shall be placed in horizontal layers of such thickness that can be satisfactorily consolidated with vibrators. The concrete shall be placed as nearly as possible in its final position and the use of vibrators for extensive shifting of fresh concrete shall not be permitted. Fresh concrete shall not be permitted to fall more than six feet (6'-0") without the use of adjustable length pipes of "elephant trunks". The use of chutes in conveying concrete will not be permitted except with the Structural Engineer's approval and only if segregation does not occur and concrete of proper consistency flows freely. Once concreting is started, it shall be carried on as a continuous operation at such a rate that the concreting surface is at all times plastic and flows readily until the section is completed between predetermined construction joints.
- b. Compacting: All concrete, including slabs, shall be thoroughly compacted by means of high frequency internal vibrators. The vibrators shall not be attached to or held against the forms or reinforcing.
- c. Concrete Slab Construction Joints: Per T24, Sec. 1906A.4.

- (1) All vertical members, such as walls and columns, shall be poured at least two (2) hours before horizontal members are poured therein to permit the concrete in the vertical members to take its initial settlement.
  - (2) After the pour has been completed to the construction joint and the concrete has hardened, the entire surface of the joint shall be thoroughly cleaned of surface laitance.
  - (3) A modified mix of concrete as hereinbefore specified with fifty percent (50%) of the coarse aggregate omitted may be deposited on horizontal construction joints before proceeding with the regular specified mix. This same modified mix may be used where conditions make puddling difficult or where reinforcing is congested.
  - (4) The location of construction joints shall be as shown on the plans or as approved by the Structural Engineer and the Architect. All construction joints shall be keyed.
  - (5) Maximum spacing shall be 20 feet on center for sidewalks, 20 feet on center for curbs and gutters, 10 feet on center for mow strips, 20 feet on center for retaining walls.
- d. Concrete Slab Expansion Joints:
- (1) Expansion joints shall be placed around all steel columns, buttresses, etc. to relieve restriction of movement.
  - (2) Expansion joints shall be placed at sidewalks/concrete paving spaced at 20' o.c. max.
  - (3) Expansion joints shall be placed at sidewalks used to separate buildings. Place parallel with walk on one side min.
  - (4) Expansion joints shall be placed at curbs/gutters and V-gutters spaced at 20' o.c. max.
  - (5) Expansion joints shall be placed at mow-strips, spaced at 10' o.c. max.
  - (6) Expansion joints shall be placed at all change of directions in concrete slabs, walls, sidewalks, curbs, etc., typical unless noted otherwise.
- e. Concrete Slab Control Joints:
- (1) Joints in concrete slabs on grade shall be spaced a maximum of 15'-0" o.c. for interior reinforced slabs and 4'-0" o.c. for exterior non-reinforced & reinforced concrete slabs. Joints shall be located where shown on plans.
  - (2) Saw-cut control joints shall be cut within three (3) hours of finishing slab as indicated on plans. All control joints shall be tooled to a round edge. No hard edges shall be permitted.
  - (3) Control joints 20' or shorter in length may be done with zip strips, only if strip can be installed in straight line.
- f. Cold Weather Requirements: Concrete shall not be placed on frozen ground, nor shall it be mixed or placed when atmospheric temperature is below 35 degrees F., unless means are employed to heat the aggregates and water so the concrete shall have a minimum temperature of 50 degrees F. The concrete shall then be protected from freezing or frost for a period of five (5) days after placing by a

means acceptable to the Structural Engineer and the Division of the State Architect. Calcium Chloride shall not be added to the mix.

- g. Hot Weather Requirements: The maximum placing temperature of concrete, when deposited, shall be 90 degrees F. Concrete (excepting foundations) shall not be placed when the maximum air temperature is expected to exceed 100 degrees F. on the day of placement unless specifically approved by the Structural Engineer. Such approval may require any or all of the following precautions:
- (1) Provide shade for slabs to be finished after 11:00 a.m.
  - (2) Store all materials and equipment in the shade.
  - (3) Take special care to obtain the coolest mixing water available. Note that the use of ice may be required in order that the maximum temperature of the mix at the time of depositing does not exceed 90 degrees F.
  - (4) Forms to receive concrete shall be kept cool by sprinkling until the pour has started.
  - (5) A fog spray of water shall be used to keep concrete surfaces moist during the finishing operation and until curing is commenced.
  - (6) The use of an approved water reducing retarder (admixture).

### 3.10 CONCRETE FINISH AND LOCATION

- a. Abrasive Aggregate Finish: Shall be located on exposed finish concrete ramps, and landings.
- b. Steel troweled Finish: Shall be located on areas to receive resilient flooring.
- c. Hard, Trowel-Burnished Finish: Shall be located in exposed concrete maintenance rooms only.
- d. Rock Salt Finish: Shall be located on exposed finish concrete steps and where indicated on drawings.
- e. White Pigmented Curing Compound\*: Shall be applied to all exterior concrete slabs/walks/curbs/gutters, etc., verify applications of clear or white with Architect.
- f. Clear Curing Compound\*: Shall be applied to all exterior concrete slabs/walks/curbs/gutters, etc., verify application of clear or white with Architect.
- g. Broomed Concrete Finish: shall medium on all surfaces less than 6% slope and heavy broom finish or all surfaces greater than 6% slope.

### 3.11 FORMED SURFACES

- a. After form removal, all fins and ridges shall be removed from the concrete surfaces. All exterior form bolts shall be removed to a depth of at least one-inch (1") below the surface of the concrete. Voids and holes left by removal of form

---

\*Clear or white curing compounds shall not be applied to curbs or slabs, which are to receive paint or striping.

ties shall be cleaned and filled with mortar. Mortar shall consist of one (1) part by volume of cement to two (2) parts of sand. Rock pockets shall be chipped out down to sound material and filled with mortar.

- b. Architectural concrete or concrete surfaces to be left permanently exposed shall be patched as mentioned above and then honed smooth, rubbed and sacked. Coat areas completely with grout, wood float, let set and then rub with burlap.

### 3.12 TOOLING AND MARKINGS (EXTERIOR)

- a. General: All exposed flat work shall be tooled as indicated on drawings, or as otherwise specified, with additional markings as required where structures and/or items penetrate through slab. Tooling to be uniform, straight, and minimum 1/8" wide x 1-1/4" deep.
- b. Planter walls, curbs, etc. shall have chamfer joints, tool markings, etc., as directed, to control cracking. Markings, etc., shall be continuous across tops and down backs.

### 3.13 CONCRETE FINISHING GENERAL REQUIREMENTS

- a. Workmanship: Employ only skilled workmen, experienced in their respective trades and work. All work performed in a first class workmanlike manner, subject to approval of Architect, or project Inspector
- b. Markings: Notify Architect in sufficient time prior to completion of setting forms for exterior flat work to permit on-site review of proposed control, construction and expansion joint locations.
- c. Finishing Samples: Prepare three- (3) foot square flatwork samples of the following finishes (where indicated for use on this job) for Owner's approval:
 

Rock salt finish	Broom finish (medium)
Abrasive aggregate finish	

Samples of finished surfaces shall be made and submitted to the Architect for approval not less than (10) days prior to installing concrete work. Samples to remain intact for comparison until flat work completed.
- d. Finishing: Concrete shall be allowed to stand long enough to evaporate excess surface water, but not until initial set takes place. Surfaces to receive ceramic tile to be broomed. Other surfaces wood floated to a true, level surface and then hand troweled to a smooth surface, free from imperfections. Finish surfaces shall not deviate more than one-eighth inch (1/8") from a ten-foot straight edge laid in any direction. Exposed concrete wearing surfaces troweled, additionally, to a hard polished finish. Unless otherwise directed, brooming, if selected, to be performed at right angles to slope. Follow slopes and lines as indicated.
- e. Curing:
  - (1) All newly placed concrete shall be kept moist until application of permanent curing.
  - (2) Slabs poured in hot or dry weather shall have a fog spray applied to them commencing during the troweling and they shall be kept wet until the placement of permanent curing, which shall be done immediately after final troweling.
  - (3) All concrete shall be permanently cured by one of the following methods:
    - (a) Sealer/Hardener/Curing compound spray-applied per manufacturer's recommendations.

- (b) Pigmented curing compound spray-applied per manufacturer's recommendations.
  - (c) Clear curing compound spray-applied per manufacturer's recommendations.
- f. Abrasive Aggregate Finish: Shall be provided on ramps, sloped walks, and landings and other areas indicated on the drawings. Wet abrasive aggregate and distribute evenly over surface at the rate of 1/2 lb. per square foot of surface. Tamp flush with surface, taking care not to bury the particles. Float and trowel as specified in paragraph d. Before final acceptance of work, treat all non-slip surfaces with a mild solution of hydrochloric acid to expose the abrasive particles.
- g. Rock Salt:
  - (1) When concrete has sufficiently set up, hand distribute the rock salt evenly over the entire surface at the rate of 5 lbs. per 100 square feet. Tamp salt into surface with a floating tool or other suitable implement.
  - (2) Apply specified curing compound and at such time as concrete has sufficiently hardened, dissolve remaining rock salt crystals with clear water.

**3.14 CLEAN UP**

- a. Upon completion of all other work in the building, all interior and exterior finished concrete surfaces shall be swept clean and all mortar, plaster, paint, oil and stains removed therefrom.
- b. The Contractor shall remove from the premises all surplus material, equipment and debris which are the result of his operations.

END OF SECTION  
12/08/2022

**REINFORCING STEEL**

DIVISIONS 00 AND 01 ARE A PART OF THIS SECTION

**PART 1 GENERAL**

## 1.01 SCOPE OF WORK

The work of this section shall include the furnishing of all labor, materials and equipment required to complete the reinforcing steelwork as indicated on the drawings and as specified herein.

## 1.02 WORK INCLUDED (But not limited to the following items)

- a. Furnish, bend and install reinforcing steel for all concrete work.
- b. Accessories for all reinforcing work.
- c. Clean up work related to this Section.

## 1.03 RELATED WORK

- a. Placing concrete is specified in Section 03 10 00.

## 1.04 TESTS AND INSPECTIONS

- a. Refer to Section 01 45 00, "Quality Control", requirements.
- b. The Owner shall engage a testing laboratory to perform material evaluation tests.
- c. No materials of this section shall be placed into the work until sampling, testing and certifications have been approved by the Architect or Structural Engineer.
- d. No work of this section shall be covered or concealed until inspected by the Engineer, his authorized representative or the Owner's Inspector.
- e. Where samples are taken from bundles as delivered from the mill, with the bundles identified as to heat number, and provided mill analyses accompany the report, then one tensile test and one bend test will be made from a specimen of each 10 tons or fraction thereof of each size of reinforcement steel.
- f. Where positive identification of the heat number cannot be made, or where random samples are taken, then one series of tests will be made from each 2-1/2 tons or fraction thereof of each size of reinforcement steel.

**PART 2 PRODUCTS**

## 2.01 MATERIALS

- a. Reinforcing Bars:
  - (1) #3 and smaller - ASTM A615, Grade 40.
  - (2) Larger than #3 - ASTM A615, Grade 60, unless noted otherwise.
  - (3) Welded Rebar: ASTM A706, Grade 60.
  - (4) Spiral Rebar: ASTM A-82, cold drawn bars. Reinforcement shall comply with C.B.C. Section 1910 A.2.
- b. Welded Wire Fabric: (WWF) shall be electric welded steel wire fabric conforming to ASTM A-185.
- c. Welded Steel Deformed Wire Fabric: Shall conform to ASTM A-497.
- d. Smooth Dowels: Shall conform to ASTM A-615, Grade 60. 1/2" diameter and smaller bars shall be Grade 40.
- e. Reinforcing Wire: Shall be cold drawn steel wire conforming to ASTM A-82.
- f. All reinforcing shall be new, clean, free from oil, dirt, loose mill scale, excessive rust, mortar, or other coatings that would destroy or reduce the bond.

**PART 3 EXECUTION**

## 3.01 CLEANING

Before use, reinforcement shall be cleaned so as to be free of mortar, oil, dirt, loose mill scale and loose rust or other coatings that would destroy or reduce the bond.

## 3.02 BENDING

- a. Minimum bend diameters shall conform to ACI 318-19.
- b. Bars shall be bent cold.
- c. Measure bend diameters on the inside of the bar.

## MINIMUM DIAMETER OF BENDS

<u>Bar size</u>	<u>Min. Diameter</u>
Nos. 3 through 8	6 bar diameter
Nos. 9 through 11	8 bar diameter
Nos. 14 & 18	24 bar diameter
Stirrups or ties	
Nos. 5 or smaller	4 bar diameter

## 3.03 PLACING

Reinforcing shall be accurately placed in accordance with the drawings and meeting CRSI and shall be securely tied in position with at least No. 16 gage annealed wire at all bar intersections. Metal chairs and bolsters (at 32" o.c. each way max.) shall be used to hold all steel above the form bottoms at the proper distance. Metal spacers shall be used to secure the proper spacing of the steel. Precast concrete dobies (at 48" o.c. max.) shall be used to support reinforcing steel off the ground in footings and off the soffit of concrete exposed to weather. The clear distance between parallel bars shall not be less than 1-1/2 times the bar diameter, but in no case less than 1-1/2" nor less than 1-1/3 times the maximum size of coarse aggregate.

## 3.04 SPLICING

Splicing shall not be permitted without the approval of the Structural Engineer unless detailed on Structural Drawings. Splices shall be made with a lap of at least Class "C" unless noted otherwise. The bars shall be placed in contact and wired together in such a manner as to maintain a clearance of not less than the minimum clear distance to the other bars and to the surface of the concrete. In general, stagger splices at least 4'-0". Splice wire mesh with a lap of at least the dimension of one mesh + 2". Welded splices shall be in accordance with CBC Title 24, 1903 A.8.

## 3.05 TOLERANCES

Reinforcement shall be placed in specified positions meeting CRSI requirements, but not less than the following tolerances:

- a. Depth: + 1/4" for members 24" or less in depth.
- b. Depth:  $\pm 1/2$ " for members greater than 24" in depth.
- c. Length:  $\pm 1$ ".

## 3.06 MASONRY DOWELS

The masonry contractor shall supervise and be responsible for the proper installation of reinforcing dowels into the concrete work by the reinforcing steel contractor.

## 3.07 WELDED REINFORCING

- a. All welding of rebar shall conform with American Welding Society specifications AWS D1.4/D1.4M:2018, latest edition as modified by CBC Standard No.19-1.
- b. If mill test reports are not available, chemical analysis shall be made of bars, representative of the bars to be welded. Bars conforming to ASTM A-706-89 may be assumed to have a C.E. = 0.55. Bars with a C.E. above 0.75 shall not be welded. Welding shall not be done on or within 2 bar diameters of any bent



portion of a bar, which has been bent cold. Welding of crossing bars shall not be permitted for assembly of reinforcement, unless authorized by the Structural Engineer and approved by the Division of the State Architect.

**3.08 CLEAN UP**

The contractor shall remove from the site all surplus material, equipment and debris which are the results of his operations.

END OF SECTION  
12/08/2022

**PIPE HANDRAILS**

DIVISIONS 00 AND 01 ARE A PART OF THIS SECTION

**PART 1 GENERAL**

1.01 The work of this section shall include the furnishing of all labor, materials and equipment required to complete the work indicated on the drawings and as specified herein.

1.02 WORK INCLUDED

Pipe handrails

1.03 RELATED WORK

Installation of bolts, anchors, frames, inserts and miscellaneous items in the work of other trades is specified in Section 06 10 00.

1.04 SHOP DRAWINGS

- a. Submittals: Submit blue-line prints and reproducible transparencies to Architect for approval per Section 01 33 00. Roll prints and transparencies in reverse, so they will lie flat when unrolled.
- b. Responsibility: Approval of details and materials or methods will not relieve Contractor from responsibility of successfully completing work in accordance with specified requirements and within Contract Time Period.

1.05 FIELD MEASUREMENTS

- a. The Contractor shall verify all dimensions, including grade and details of existing field conditions.
- b. Deviations between existing construction and drawings affecting this work shall be called to the attention of the Architect and work of this section postponed until the required corrections have been made.

**PART 2 PRODUCTS**

2.01 MATERIALS

- a. Pipe handrails shall be 1-1/4" nominal diameter (1-1/2" actual OD) Schedule 40, Class I steel pipe, galvanized after fabrication. The entire fabrication shall be of welded construction. All steel pipe shall conform to ASTM A53 Grade B.

**PART 3 EXECUTION**

3.01 FABRICATION

- a. General: The Contractor shall fabricate the material and erect same with workmen skilled in this branch of the steel industry.

- b. Tolerances: Material, fabrication and erection tolerances shall be as set forth in the latest edition of the AISC "Specification for the Design, Fabrication and Erection of Structural Steel Buildings".
- c. Cleaning and Straightening: All material, before being fabricated, shall be cleaned of all scale and rust and shall be thoroughly straightened by methods that will not injure the material; deformations resulting from fabrication processes shall be corrected by similar methods. Heat shrinkage of low alloy structural steels will not be permitted.
- d. Gas Cutting shall be done by machine where possible. All re-entrant corners shall be shaped notch-free to a radius of at least one-half inch (1/2").

### 3.02 BOLTED CONNECTIONS

- a. Holes for bolts shall be one-sixteenth inch (1/16") larger than the nominal diameter of the bolt. Holes may be punched if the thickness of the material is less than the nominal diameter plus one-eighth inch (1/8"). If the thickness of the material is greater than the nominal diameter plus one-eighth inch (1/8"), the holes shall be drilled or subpunched and reamed.
- b. Machine bolts shall be used in all bolted connections unless noted otherwise.
- c. High Strength (H.S.) bolts shall conform to and be installed in conformance with the "Specifications for Structural Joints Using ASTM A-32 Bolts", approved by the research Council on Riveted and Bolted Structural Joints (of the Engineering Foundation). The bolts shall be tightened by means of a calibrated wrench or turn-of-nut method to provide the minimum bolt tension specified in Table 3 of the above mentioned specification. Hardened washers shall be used under the heads or nuts, whichever is turned during tightening, for both the calibrated wrench method or the turn-of-nut method. Where the surface of a high strength bolted part has a slope of more than 1:20, a beveled washer shall be used to compensate for the lack of parallelism.
- d. Drifting to enlarge unfair holes is prohibited. Holes that must be enlarged to admit bolts shall be reamed and a larger bolt used.

### 3.03 WELDED CONNECTIONS

- a. Welding shall be done by the electric shielded arc process in conformance with the requirements of the latest edition of the AISC "Specification for the Design, Fabrication and Erection of Structural Steel Buildings" and Sections 3 and 4 of the A.W.S. "Structural Welding Code D1.1".
- b. Operators shall be qualified by tests prescribed in the "Standard Qualification Procedure" of the A.W.S.

### 3.04 PAINTING

- a. Shop Coating:
  - (1) Cleaning: After inspection and approval, all steel work shall be thoroughly cleaned by "Power Tool Cleaning" or "Blast Cleaning" of loose mill scale, loose rust, weld slag or flux deposit, dirt. Oil, grease or salts shall be removed by "Solvent Cleaning". Cleaning shall conform to the Steel Structures Painting Council Surface Preparation Specifications as follows:
    - Solvent cleaning . . . . .SSPC - SP1 - 63
    - Power tool cleaning . . . .SSPC - SP3 - 63
    - Commercial blast cleaning . .SSPC - SP6 - 63

- (2) Galvanizing: Where specified, galvanizing shall be performed by the hot-dip process after fabrication into the largest practical sections. Galvanizing shall conform to ASTM A-123.
  - (a) Where specified for small structural steel or cast steel articles (i.e., bolts, nuts, washers, etc.), galvanizing shall be performed after fabrication in accordance with ASTM A-153.
  - (b) When it is necessary to straighten any sections after galvanizing, such work shall be performed without damage to the spelter coating.
- b. Field Painting: After erection, all parts where paint has been rubbed or burned off and all bolts, rivets, connecting devices and welded areas shall be prime painted as specified for shop painting.

### 3.05 GENERAL REQUIREMENTS

- a. All handrails and railing shall be of all welded construction, ground smooth.
- b. All handrails and railing shall be mandrel bent with returns to walls at handrails.
- c. All tubing ends shall be capped (welded/ground smooth).
- d. Set top-rail at +34" at stairs and ramps. Provide additional rail at +24" at stairs. Provide additional "curb" rail at +4" to center line at ramps. Set top-rail at +42" at guardrails.
- e. Maximum spacing of support verticals in railing and handrails shall be 48".
- f. Maximum spacing of wall brackets for handrails shall be 32".
- g. All imbedded verticals shall be set in 2½" diameter schedule 40 galv. pipe inserts x 10" deep secured with Sikagrout #212 non-shrink grout.

### 3.06 CLEAN UP

All rubbish and debris resulting from the operations of this trade shall be cleaned up and removed from the site as the work progresses.

END OF SECTION

12/08/2022

**ROUGH CARPENTRY**

DIVISIONS 00 AND 01 ARE A PART OF THIS SECTION

**PART 1 - GENERAL**

## 1.1 SECTION INCLUDES

- a. Scope of work the work of this section should include all labor, material equipment and appliance required the drawings and/or specified herein.

## 1.2 SECTION INCLUDES

- a. Structural framing.
- b. Floor, wall, and roof sheathing.
- c. Preservative treatment of wood.
- d. Miscellaneous framing and sheathing.
- e. Telephone and electrical panel boards.
- f. Wood nailers and curbs for roofing and items installed on roof.
- g. Roofing cant strips.
- h. Concealed wood blocking for support of toilet and bath accessories, wall cabinets, and wood trim.
- i. Miscellaneous wood nailers and furring strips.

## 1.3 RELATED SECTIONS

- a. Section 05 12 00 - Structural Steel

## 1.4 REFERENCES

- a. ANSI A208.1 - American National Standard for Particleboard.
- b. AFPA T10 - Wood Frame Construction Manual; American Forest and Paper Association.
- c. ASTM A 153/A 153M - Standard Specification for Zinc Coating (Hot-Dip) on Iron and Steel Hardware.
- d. ASTM A 653/A 653M - Standard Specification for Steel Sheet, Zinc-Coated (Galvanized) or Zinc-Iron Alloy-Coated (Galvannealed) by the Hot-Dip Process.
- e. ASTM D 2898 - Standard Test Methods for Accelerated Weathering of Fire-Retardant-Treated Wood for Fire Testing.
- f. ASTM E 84 - Standard Test Method for Surface Burning Characteristics of Building Materials.
- g. AWPA C2 - Lumber, Timber, Bridge Ties and Mine Ties -- Preservative Treatment by Pressure Processes; American Wood-Preservers' Association.
- h. AWPA C9 - Plywood -- Preservative Treatment by Pressure Processes; American Wood-Preservers' Association.
- i. AWPA C20 - Structural Lumber -- Fire Retardant Treatment by Pressure Processes; American Wood-Preservers' Association.
- j. AWPA C27 - Plywood -- Fire-Retardant Treatment by Pressure Processes; American Wood-Preservers' Association.

- k. AWWA U1 - Use Category System: User Specification for Treated Wood; American Wood-Preservers' Association.
- l. PS 20 - American Softwood Lumber Standard; National Institute of Standards and Technology (Department of Commerce).
- m. RIS (GR) - Standard Specifications for Grades of California Redwood Lumber; Redwood Inspection Service.
- n. SPIB (GR) - Grading Rules; Southern Pine Inspection Bureau, Inc.
- o. WCLB (GR) - Standard Grading Rules for West Coast Lumber No. 17; West Coast Lumber Inspection Bureau.
- p. WWPA G-5 - Western Lumber Grading Rules; Western Wood Products Association.

**1.5 SUBMITTALS**

- a. See Division 1 - Administrative Requirements, for submittal procedures.
- b. Product Data: Provide technical data on insulated sheathing, wood preservative materials, and application instructions.
- c. Shop Drawings and Calculations: For site fabricated truss frames, indicate dimensions, wood species and grades, component profiles, drilled holes, fasteners, connectors, details, and sequence of erection. Drawings and calculations must be signed and stamped by the Professional Engineer responsible for the design.
- d. Manufacturer's Certificate: Certify that wood products supplied for rough carpentry meet or exceed specified requirements.

**1.6 QUALITY ASSURANCE**

- a. Lumber: Comply with PS 20 and approved grading rules and inspection agencies.
  - 1. Acceptable Lumber Inspection Agencies: Any agency with rules approved by American Lumber Standards Committee.
- b. Exposed-to-View Rough Carpentry: Submit manufacturer's certificate that products meet or exceed specified requirements, in lieu of grade stamping.
- c. Preservative-Treated Wood: Provide lumber and plywood marked or stamped by an ALSC-accredited testing agency, certifying level and type of treatment in accordance with AWWA standards.

**1.7 QUALIFICATIONS**

- a. Design structural site fabricated trusses under direct supervision of a Professional Engineer experienced in design of such trusses and licensed in the state in which the project is located.

**1.8 DELIVERY, STORAGE, AND HANDLING**

- a. General: Cover wood products to protect against moisture. Support stacked products to prevent deformation and to allow air circulation.
- b. Trusses: Protect site fabricated trusses from warping or other distortion by stacking in vertical position, braced to resist movement.

**PART 2 - PRODUCTS**

## 2.1 DIMENSION LUMBER

- a. Sizes: Nominal sizes as indicated on drawings.
- b. Moisture Content: Provide seasoned lumber with 19% maximum moisture content.
- c. Structural Framing:
  - 1. Species and grade as indicated on drawings.
- d. Miscellaneous Blocking, Furring, and Nailers:
  - 1. Lumber: S4S, No. 2 or Standard Grade.
  - 2. Boards: Standard or No. 3.

## 2.2 ACCESSORIES

- a. Fasteners and Anchors:
  - 1. Metal and Finish: Hot-dipped galvanized steel per ASTM A 153/A 153M for high humidity and preservative-treated wood locations, unfinished steel elsewhere. Type as indicated on drawings.
  - 2. Furnish bolts and attachments to other trades for installation in masonry and concrete work.
  - 3. Nails: Common wire, galvanized for exterior use.
  - 4. Lag Screws and Wood Screws: Steel. Conforming to ANSI/ASME Standard B18.2.1, galvanized for exterior use.
  - 5. Machine Bolts: ASTM A307, galvanized for exterior use.
  - 6. Plain Washers: ANSI B18.22, galvanized for exterior use.
  - 7. Hangers, Straps, Ties and other Framing Connectors: Steel, Galvanized. "Simpson Strong-Tie" unless noted otherwise.
- b. Sill Gasket on Top of Foundation Wall: 1/4 inch thick, plate width, closed cell plastic foam from continuous rolls.
- c. Sill Flashing: As specified in Section 076200.
- d. Subfloor Glue: Waterproof, water base, air cure type, cartridge dispensed.
- e. Building Paper: No. 15 asphalt felt.

## 2.3 FACTORY WOOD TREATMENT

- a. Treated Lumber and Plywood: Comply with requirements of AWPA U1 - Use Category System for wood treatments determined by use categories, expected service conditions, and specific applications.
- b. Preservative Treatment:
  - 1. Manufacturers:
    - a. Arch Wood Protection, Inc; [www.wolmanizedwood.com](http://www.wolmanizedwood.com).
    - b. Chemical Specialties, Inc; [www.treatedwood.com](http://www.treatedwood.com).
    - c. Osmose, Inc; [www.osmose.com](http://www.osmose.com).
    - d. Substitutions: See Section 016000- Product Requirements.
- c. Preservative Pressure Treatment of Lumber Above Grade: AWPA Use Category UC3B, Commodity Specification A (Treatment C2) using waterborne preservative to 0.25 lb/cu ft retention.
  - 1. Kiln dry lumber after treatment to maximum moisture content of 19 percent.
  - 2. Treat lumber in contact with roofing, flashing, or waterproofing.
  - 3. Treat lumber in contact with masonry or concrete.
  - 4. Treat lumber less than 18 inches above grade.

- a. Treat lumber in other locations as indicated.
- 5. Preservative Pressure Treatment of Plywood Above Grade: AWWA Use Category UC2 and UC3B, Commodity Specification F (Treatment C9) using waterborne preservative to 0.25 lb/cu ft retention.
  - a. Kiln dry plywood after treatment to maximum moisture content of 19 percent.
  - b. Treat plywood in contact with roofing, flashing, or waterproofing.
  - c. Treat plywood in contact with masonry or concrete.
  - d. Treat plywood less than 18 inches above grade.
  - e. Treat plywood in other locations as indicated.
- d. Preservative Pressure Treatment of Lumber in Contact with Soil: AWWA Use Category UC4A, Commodity Specification A (Treatment C2) using waterborne preservative to 0.4 lb/cu ft retention.
  - 1. Preservative for Field Application to Cut Surfaces: As recommended by manufacturer of factory treatment chemicals for brush-application in the field.
  - 2. Restrictions: Do not use lumber or plywood treated with chromated copper arsenate (CCA) in exposed exterior applications subject to leaching.

### PART 3 - EXECUTION

#### 3.1 FRAMING INSTALLATION

- a. Verify that surfaces to receive rough carpentry materials are prepared to require grades and dimensions.
- b. Conduct work under direction of capable experienced foreman.
- c. Accurately located members to line and dimension. Ensure full contact of timbers framed together. Ensure let-in members in full contact on two surfaces. Where there is a significant variation in moisture content between individual members, shrinkage shall be allowed for and final connection shall not be made until moisture content of adjacent members has been stabilized. Allow no construction over framing members until final connections and/or adjustments have been made to achieve maximum strength at connections and maximum future movement from shrinkage or expansion.
- d. Cutting: Do all cutting and framing required to accommodate structural members, piping conduit, ducts and installation of mechanical, electrical, and other equipment and apparatus.
  - 1. Obtain Architect's approval for cutting of structural members not detailed on structural drawings.
  - 2. Reinforce cut sill and top plates with metal straps in accordance with the requirements of the drawings.
- e. Bracing and Shoring: Provide all supports, guys and braces, required to stabilize structure during construction.
- f. Accurately saw-cut and fit lumber into position and securely nail, spike, lag bolt, or bolt as required.
- g. Fasteners: Installation of fasteners shall be performed in accordance with ANSI/ASME Standard B18.6.1. Drill holes for fasteners and size as noted:
  - 1. Nails and spikes: Smaller than diameter of fastener. Pre-drill as required to prevent splitting.
  - 2. Lag Bolts: Drill holes same length as shank. Bit size, no larger than base of threaded portion of screw.



3. Bolts: Holes 1/32" - 1/16" larger than bolt.
  4. Framing Connectors: Smaller than diameter of fastener. Pre-drill as required to prevent splitting.
  5. No lubricant of any kind shall be used on any fastener depending on friction for holding.
- h. Nailing: Refer to details and tables on drawings for specific nailing requirements. In absence of specific instruction, comply with the following:
1. Edge Distance: 1/4 length of fastener.
  2. Toe Nailing: Drive toe nails at an angle or approximately thirty degrees with the piece and started approximately one-third the length of the nail from end of piece.
  3. Replace split or otherwise damaged structural members.
- i. Bolts: Use standard cut washer under bolt heads and nuts against wood. Use heavy plate washer or malleable iron washer where noted on drawings. Drive into place. Ensure full engagement of nut, but projection of bolt beyond nut not to exceed one bolt diameter. Tighten nuts at installation and again immediately prior to enclosure.
- j. Lag Screws: Lubricate with soap or similar material. Turn into place without driving. Ensure penetration into lagged member of 60 percent of screw length. Lead hole shall have diameter of about 70 percent of the root diameter of the screw. Provide washers of same sizes as specified for bolts.
- k. Framing Connectors: Drive nails into all holes of each connector. Install all bolts in each framing connector unless detailed otherwise.
- l. Screws: Screws shall not be driven by hammering.
- m. Frame openings with two or more studs at each jamb and support headers on cripple studs unless noted otherwise in the drawings.
- n. Provide miscellaneous members as indicated or as required to support finishes, fixtures, specialty items, and trim.

### 3.2 INSTALLATION OF ACCESSORIES AND MISCELLANEOUS WOOD

- a. Place full width continuous sill flashings under framed walls on cementitious foundations. Lap flashing joints 4 inches and seal.
- b. Place sill gasket directly on sill flashing. Puncture gasket cleanly and fit tightly to protruding foundation anchor bolts.
- c. Coordinate installation of wood decking, wood chord metal joists, glue laminated structural units, prefabricated wood trusses, and plywood web joists.
- d. Curb roof openings except where prefabricated curbs are provided. Form corners by alternating lapping side members.
- e. Coordinate curb installation with installation of decking and support of deck openings.

### 3.3 SILLS AND PLATES

- a. Install Pressure Preservative-treated lumber for plates and sill in contact with concrete or masonry construction..
- b. Bolt to foundations and slabs. Level sill with shims, washers placed, and nuts tightened to level bearing.
- c. Park space between sill and concrete with non-shrink grout.

### 3.4 STUD WALLS, PARTITIONS AND FURRING

- a. Provide studs in continuous lengths without splices.
- b. Plates: Provide single bottom plate and double top plate. Stagger joints 4' minimum in top plates.
- c. Nail or anchor plates to supporting construction.
- d. Corners and Intersections: Frame with 3 studs or as detailed in the drawings.
- e. Openings: Frame with double studs each side and double headers placed on edge, resting on cripple studs.
- f. Provide continuous horizontal blocking row at mid-height of single-story partitions over 8' high and at midpoint of multi-story partitions, using 2" thick members of same width as wall or partitions.
- g. Cut-in blocks wherever necessary for bracing or backing for applied finish or fixtures. Cut-in 2" solid blocking between studs at all horizontal joints in non-structural plywood wall sheathing.

### 3.5 FLOOR FRAMING

- a. Girders, Posts, Ledgers, and Anchors: Set accurately and secure with level bearings. Coordinate work with Cast-in-Place Concrete Contractor to set bolts and anchors properly.
- b. Floor Joists: Lay with crowning edge up, with 1-1/2" minimum bearing at supports except, at ledgers, full width of ledger.
- c. Blocking: Provide 2" solid blocking of same depth as joist at all walls and partitions.
- d. Bridging: Provide bridging for floor joists of more than 4" depth which are spaced 32" on center or less. Bridge floor joists every 8' by solid blocking 2" thick and full depth of joist or by wood cross bridging of not less than 1"x3" or nailed metal cross bridging of equal strength. Where cross bridging is used, drive lower ends of such cross bridging up and nail after floor or subfloor has been nailed.
- e. Piping: Where partitions containing plumbing, heating, or other piping occur above joists, space joists to give clearance for piping. Where partition containing piping runs parallel to floor joists, double joists below partition spaced to permit passage of pipes, and solid bridged.
- f. Joist: Double header joists and hang on steel joist hangers. Hang joists on steel joist hangers, Double trimmer joists receiving header joists over 6' long.

### 3.6 JOISTS AND RAFTERS

- a. Joists and Rafters: Lay with crowning edge up with full end bearing.
- b. Openings: Frame for hatches, vents, and other openings as required.
- c. Bridging: Provide bridging for roof joists or rafters of more than 8" which are spaced 32" on center or less. Bridge roof joist or rafters every 10' by solid blocking 2" thick and full depth of joist or rafter, or by wood cross bridging of not less than 1"x3" or nailed metal cross bridging of equal strength. Where cross bridging is used, drive lower ends of such cross bridging up and nail after roof sheathing has been nailed.
- d. Solid Blocking: Install between roof rafters and ceiling joists over partitions and at end supports as indicated.
- e. Plywood Roof Sheathing: Install plywood over rafters or decking as indicated on drawings. Thickness and nailing shall be as indicated on structural drawings.

- f. Plywood Joints: Install 1/2" H clips at butt joints of roof sheathing, between rafters spaced 24" on center where solid blocking is not required.

**3.7 SITE APPLIED WOOD TREATMENT**

- a. Apply preservative treatment compatible with factory applied treatment at site-sawn cuts, complying with manufacturer's instructions.
- b. Allow preservative to dry prior to erecting members.

**3.8 TOLERANCES**

- a. Framing Members: 1/4 inch from true position, maximum.
- b. Surface Flatness of Floor: 1/8 inch in 10 feet maximum, and 1/4 inch in 30 feet maximum.
- c. Variation from Plane (Other than Floors): 1/4 inch in 10 feet maximum, and 1/4 inch in 30 feet maximum.

END OF SECTION  
10/20/2014

**FINISH CARPENTRY**

DIVISIONS 00 AND 01 ARE A PART OF THIS SECTION

**PART 1 GENERAL**

## 1.01 SCOPE OF WORK

The work of this Section shall include all labor, material, equipment and appliances required to complete all the work shown on the drawings and/or specified hereunder.

## 1.02 WORK INCLUDED

- a. Provide barricades as required.
- b. All scaffolding required for the work of this trade.
- c. Laying out of the work.
- d. All rough and finish carpentry with necessary grounds, blocking, backing, nails, rough hardware and preservative treated lumber.
- e. All sheathing, furring, stripping, (except for direct application of acoustic tile) and plaster grounds.
- f. All dry packing.
- g. Cutting and patching as required by the work of other trades.
- h. All rough hardware, including bolts, millwork assembly bolts, nails, etc., for attachment of wood to wood and wood to masonry or concrete.
- i. Installation of all miscellaneous iron, bolts, washers, nuts, screws, lag screws, etc.
- j. Installation of all millwork and finish trim (furnished under Millwork Section).
- k. Installation of toilet accessories.
- l. Cleaning of glass, finish hardware, plumbing, electric fixtures and plates upon completion of the work.
- m. Clean the building and building site upon completion of all work.
- o. Hanging of all doors
- p. Installation of finish hardware.
- q. All Douglas Fir plywood.
- r. All gypsum board under surface mounted electrical fixtures.
- s. All insulation building board.
- t. All caulking, specified in Section 07 91 00 unless specified under other sections of these specifications.
- u. Fill all exterior thresholds with mastic and seal all metal door jambs at floor with rubber caulk as specified elsewhere.
- v. Installation of all connections of wood to metal not otherwise installed under other section.
- w. Installation of hollow metal frames in plastered, concrete and concrete block walls.
- x. Provide and install all required framing for installation of plaster expansion screeds.

## 1.03 RELATED WORK

- a. Concrete formwork and shoring is specified under "Concrete Work", Section 03 10 00.
- b. Millwork is specified under Section 06 22 00.02.
- c. Finish hardware is supplied under Section 08 71 00.
- d. Expansion screeds and miscellaneous trim as specified under Section 09 21 00.

**PART 2 PRODUCTS**

2.01 LUMBER

- a. Grading, Size and Pattern: Lumber shall bear the official grade mark of the appropriate inspection agency on the wide face of each piece. Lumber shall be surfaced, milled or worked to patterns as indicated on the drawings. The Architect shall have the right to reject any lumber which in his opinion is unsuitable for the intended use, subject to the re-inspection procedure prescribed in Paragraph 700 of the "Standard Grading and Dressing Rules No. 16". Latest edition, published by the West Coast Lumber Inspection Bureau.
- b. Grades and Species: All framing lumber, unless otherwise specified, shall be well seasoned Douglas fir and shall comply with the requirements of "Standard Grading and Dressing Rules No. 17, latest edition, of the West Coast Lumber Inspection Bureau. Delivery to job site and installation of lumber with a moisture content of greater than 19% is not permitted. All lumber shall be "Grade Marked" KD or SD by a recognized lumber grading agency and 2x members shall be dried so that moisture content does not exceed 19 percent. All framing lumber shall be of the D.F. grades for use as specified below, unless otherwise indicated on the drawings.

Use	Grade
(1) Posts (5"x5" and larger width not more than 2" greater than thickness)	"No. 1 Structural" - Posts & Trimmers, 1200F-c, Para. 131-b.
(2) Beams, girders and truss members (5" and thicker, 6" and wider, width more than 2" greater than thickness)	"Select Structural" Beams & Stringers 1600F-b Para. 130-a.
(3) Joists and planks	"No. 1 S-Dry"

- c. Preservation of Wood Members in Contact with Concrete Floor Slabs or Foundations: "Pressure treated Douglas Fir or Hem Fir". Preservatives used shall meet the requirements of AWWA Standard P5. All treated lumber shall bear the factory applied AWWA Standard U1 grade mark for above ground use.

2.02 PLYWOOD

Plywood shall be Douglas Fir conforming to U.S. Product Standard P.S. 1-83. Each sheet shall be grade marked by the American Plywood Association as follows:

Roofing Sheathing	" Structural 1", C-D
Wall Sheathing:	
Exposed to View or Weather	"A-C Exterior"
Concealed	"Structural 1", C-D
Floor Sheathing	"Group 1", touch sanded

All glue to be exterior type.

- (1) Sturdifloor Interior APA, combined subfloor underlayment. See Structural Drawings for thickness.

Plywood Thicker than 3/8" shall have a minimum of five (5) plies.

## 2.03 BUILDER'S ROUGH HARDWARE

- a. Nailing: Nails shall be common wire nails of the sizes indicated on the plans. Nails for hangers and other special fastenings shall be those furnished by the manufacturer of the fastenings. See the drawings for Nailing Schedule. Stripping and subfloor nails - "Stronghold annular or ring shank nails" or equal.
- b. Bolting: Holes for bolts shall be bored true to line and one-sixteenth of an inch (1/16") larger in diameter than the bolt. Bolts shall be unfinished unless otherwise noted. Standard cut washers shall be installed under bolt heads and nuts that would otherwise bear on wood surfaces. Bolts and washers shall be furnished by the Miscellaneous Iron Contractor and installed by this Contractor. Where plate washers or malleable iron washers are specified on the plans, the following sizes shall be provided. Retighten nuts/bolts prior to close-in.

Bolt Size	M.I.	Washer	Steel Plate Washers
1/2"	2-1/2" diam. x 1/4"	2"	square x 1/4"
5/8"	2-3/4" diam. x 5/16"	2-1/2"	square x 1/4"
3/4"	3" diam. x 3/8"	2-3/4"	square x 5/16"
7/8"	3-1/2" diam. x 7/16"	3-1/4"	square x 3/8"
1"	4" diam. x 1/2"	3-3/4"	square x 3/8"

- c. Lag Screws shall be screwed and not driven into predrilled holes. The pre-drilled holes shall be 0.75 times the diameter of the screws.
- d. Miscellaneous Fasteners: Light-gauge fasteners, including joist hangers, clips, etc., shall be manufactured by the Simpson Company or equal.
- d. Power Driven Fasteners shall be "Ramset", "Hilti" or equal and shall be used only where indicated on the plans.

2.04 EXPANSION BOLTS  
ITW/RAMSET Red Head.

## 2.05 DRYPACK

Drypack shall be composed of one (1) volume of portland cement and three volumes of fine aggregate and only enough water to set the mixture (no free water and no slump). Drypack shall be tamped into place.

**PART 3 EXECUTION**

## 3.01 GENERAL REQUIREMENTS

- a. Nailing: Nails shall not be driven closer together than their required penetration; nor closer to the edge of timber than one-half (1/2) their required penetration. Where necessary, wood shall be pre-drilled to prevent splitting. All framing shall be strongly nailed, bridged, blocked and trussed to make a rigid structure. Where structural wood members have been split and/or otherwise changed to the extent as to materially impair their strength, they shall be removed and properly replaced.
- b. Work and Relations with Other Contractors: The Carpentry Contractor's responsibilities include:
- (1) Notice to other Contractors, in ample time as not to delay the work progress, to place portions of their work as is embedded, built-in, attached to or supported by work being executed. Any cutting or patching

- necessitated by any subcontractor's failure or delay to comply with notice is subcontractor's responsibility.
- (2) Major cutting or boring of rough carpentry and work affecting finish carpentry, for other contractors and trades. Other contractors will do their own minor cutting or boring for installation of pipe, conduits and ducts.
  - (3) Responsibility for proper placing of all work embedded in or related to concrete in proper time and manner. Assist and direct or place same.
  - (4) Responsibility for proper placing of all required backing for wall and ceiling plaster expansion screeds and miscellaneous trim.
- c. Framing: All framing shall be of sizes and lengths as indicated on the drawings with anchoring and bolting where shown.
- (1) Exposed Lumber and wood finish shall be surfaced, cleaned, sandpapered and left free from hammer marks and ready for paint. All interior plywood shall be fully protected from the sun.
  - (2) Unexposed Lumber may be left rough except where sizing is necessary.
- d. Joists and Rafters:
- (1) All joists and rafters shall be of sizes noted on plans, laid with crowning edge up and shall be supported firmly from below.
  - (2) All bearing surfaces on which wood structural members are to rest shall be finished so as to give a true and even support.
- e. Studding
- (1) All studs throughout building shall be of sizes as called for on the drawings and spaced at sixteen inches (16") on center, except where called for otherwise.
  - (2) All bearing walls and partitions shall have plates at bottom and top as detailed. All plates shall be spiked together. Mud sills shall have solid bearing to bed of dry pack. All double plates, corners and/or intersections shall be lapped.
  - (3) Stud partitions or walls containing plumbing, heating or other pipes shall be so framed and the joists underneath so spaced as to give proper clearance for the piping. Pipes exceeding one-third (1/3) of the plate width shall not be placed in partitions used as bearing or shear walls unless completely furred clear of the studs. Pipes shall be placed in the center of the plates using a neat hole; no notching shall be allowed. *(In any case, pipes shall not pass through plates less than five and one-half inches (5-1/2") in width.)*
  - (4) Wood stud walls resting on masonry or concrete shall have wood base plates or sills. Sills under exterior, bearing or shear walls shall be bolted to the masonry or concrete with not smaller than 5/8" x 12" bolts spaced at not more than four foot (4'-0") centers. There shall be a bolt within nine inches (9") of each end of each piece of sill. Where sills are bored or notched exceeding one-third (1/3) of the sill width, extra bolts shall be required as given for ends of sill pieces. Sills under non-bearing interior partitions shall be anchored at not more than four feet (4'-0") on center with 5/8" x 12" bolts or two feet eight inches (2'-8") on center with Ramset #3348 or Hilti NK72. No powder bolts allowed on curbs or edges of slabs.
  - (5) The width of sills shall be not less than the width of the studs and their nominal thickness less than two inches (2"). (Sills shall be completely bedded in one inch (1") of dry pack so as to obtain a continuous bearing.)
- f. Furring, Stripping, Ground and Backing:
- (1) All wood furring, stripping, blocking, bucks and grounds shall be furnished and installed by the Contractor where shown or noted on the drawings and/or these specifications except stripping for acoustic tile. All pipes and ducts shall be furred in wherever shown.

- (2) Furring as noted sixteen inches (16") on center shall be provided for pipes, conduits and where necessary to form off-setting around structural features.
  - (3) Horizontal and vertical backing for nailing all joints of wall finish materials shall be provided wherever needed through the building. Horizontal and vertical backing shall also occur at center of all wall board and ceiling board materials, at counter heights, wainscot heights and for securing all fixtures, cabinet work, shelving and all other items of work that require support from the wall. Install solid backing for plumbing fixtures as directed by the Architect, except where plumbing fixture hangers are specified under Plumbing Section.
  - (4) Furnish and set all grounds for sheet metal and other trades. Grounds shall be of proper size and spacing for the installation of work as noted under the various headings.
  - (5) All blocks, grounds, etc., which are embedded in concrete shall be dipped in creosote after being cut to size and after nails are driven which are to hold them in concrete.
  - (6) Stripping for Ceilings Applied to Bottom of Wood Joists shall be laid flat and at right angles to joists, with 16d Stronghold nails at each end and each bearing. Holes for nails at ends shall be pre-drilled.
  - (7) Three-eighths inch (3/8") thick x two inch (2") (nom.) stripping shall be furnished and installed on all interior structural plywood, which is to receive plaster. See Drawings if plywood is let-in or surface applied to studs.
- g. Cutting of Framing: No cutting of wood framing other than furring shall be done without the express approval of the Architect or his representative and the Division of the State Architect.
  - h. Finish: Exterior and interior trim shall be straight and true with uniform reveals around frames and openings. Miter at corners and re-entrant-entrant angles. Nail with staggered nailing where possible to prevent splitting and with sufficient nailing to hold trim snug and true to line.
  - i. Cleaning Site: All wood, including stumps, form lumber, casual lumber, shavings, sawdust, rubbish and debris shall be cleaned from the building and building site. Upon completion of the building, the building and grounds shall be left broom clean and in an orderly and acceptable condition.
  - j. Cleaning: Clean glass, hardware, plumbing fixtures, light fixtures, switch plates, service outlets and grilles upon completion of the work and leave in a clean, acceptable condition.

### 3.02 SPECIAL REQUIREMENTS

- a. Laying Out Buildings The foundation plan shall be followed in laying out the building; however, it shall be checked against the floor plan and all dimensions shall be verified.
- b. Wood Sheathing: Lay tight with full bearings over supports.
- c. Drypacking:
  - (1) Wash with clean water all areas over which drypacking is to be applied.
  - (2) Sills shall be properly leveled with the bottom face to one inch (1") above the foundation.
  - (3) Space under sill shall be filled with drypacking solidly tamped.
  - (4) Trowel edges smooth and keep drypacking continuously moist for three (3) days or seal with watersealer.
- d. Millwork and Hardware: All doors, windows and casework hardware shall be installed so that they may operate freely but not loosely, without sticking or binding, without hinge-bound conditions and with all hardware properly adjusted and functioning. All millwork shall be neatly installed with any necessary bolting and scribing. No hammer tracks shall be allowed. All trim shall be put on in full



lengths without piecing except where the use of single lengths would be impracticable or impossible. In general, butt end (where pieced) shall be beveled. All exterior angles shall be mitered and the interior angles of the molded parts coped. All nails shall be set for putty. Anchor securely to wall and floor.

- e. Damage: The Contractor shall protect this work from damage of any kind until completion and acceptance of the building.
- f. Scaffolds: This Contractor shall provide, install, maintain and remove any and all fixed scaffolding, either exterior or interior, required for the proper and satisfactory execution of this work in such a manner as will comply with the Rules and Regulations of the Industrial Accident Commission of the State of California. Movable scaffolds and the planking of scaffolds will be provided by the subcontractors of their respective trades.
- g. Protection of Exposed Interior Lumber: All exposed interior lumber shall be fully protected from sun and weather.
- h. Pitch Pockets: Pitch pockets shall be cut out of exposed mullions and beams.
- l. Machine Applied Nailing: Satisfactory installation shall be demonstrated on the job and the acceptance of the field representative of the Division of the State Architect and the Architect and/or Structural Engineer shall be obtained before the use of machine-applied nails can be approved. Approval is subject to continued satisfactory performance.

### 3.03 USE OF POWDER DRIVEN CONCRETE FASTENERS IN SCHOOL CONSTRUCTION

- a. Shot pins may be used for shear loads and they may be used in tension to support loads less than 100 pounds for minor loads like acoustical ceilings, duct work, conduit, etc. Any shot anchors must have ICBO approval for the type of concrete used on the job. Shot pins may not be used in concrete curbs.
- b. The allowable loads shall be 100 pounds or 80% of ICBO approved values, whichever is less. Qualification for use of all power-actuated tools must meet ANSI A10.3 standard as required by the manufacturer and all OSHA requirements.
- c. TESTING - The operator, tool, and fastener shall be prequalified by the project inspector. He shall observe the testing of the design load shall be applied to the pin in such a manner as not to resist the spalling tendency of the concrete surrounding the pin. Thereafter, random tests under the project inspector's supervision shall be made of approximately 1 in 10 pins. If any pin fails testing, test all pins of the same category not previously tested until twenty-(20) consecutive pass, then resume the initial testing frequency.

END OF SECTION  
12/14/2022

**MILLWORK AND CABINETS**

DIVISIONS 00 AND 01 ARE A PART OF THIS SECTION

**PART 1 GENERAL**

1.01 SCOPE OF WORK

The work of this Section shall include all labor and material for the fabrication and installation of all the work shown on the drawings and/or specified hereunder. Delivery to the building is considered as part of this contract.

1.02 WORK INCLUDED

- a. All finish woodwork, moulds, trim, casings, facings, base and base shoe, including all interior and exterior trim and exterior fascias (redwood).
- b. All casework, counters, cabinets, drawers and shelving, including all trim, poles and doors for same.
- c. All plastic tops, splashes, shelves, counter fronts and ends.
- d. All sliding drawer hardware and adjustable shelf hardware.

1.03 TYPICAL INCLUSIONS

Sink cabinets; wall cabinets; storage cabinets; wardrobes; pullman cabinets; counters; booths; display cases; built-up shelving; shelves installed on adjustable wall mounted standards; plywood or solid stock sub-tops for metal covered tops; special purpose tops for cabinets other than metal, such as chemical resistant plastic, epoxy resin countertops, sinks, splashes etc.; high-pressure laminated plastic or hardboard facings, coverings and surfaces; glass and mirrors which are a part of the cabinet; chalkboards and tackboards which are a part of the cabinet, with necessary trim and trays; rough and finish hardware which is a part of the cabinet; metal brackets and fittings necessary to properly secure the cabinet to the building structure; finish trim and moldings necessary for a finished cabinet installation; cut-outs for sinks, cup sinks, electrical boxes, and columns or similar units; linoleum, leather, vinyl, or resilient covering which is a part of the cabinet; tote trays and easel trays of plastic or metal; high-pressure laminate caps and panels for rails; gates; filler panels and scribe strips; cleaning of cabinets at completion of installation.

1.04 TYPICAL EXCLUSIONS

Plumbing and electrical fixtures, and fitting and installation of same; metal tops; tile tops; any work not directly associated with the casework; metal brackets and fittings that are a part of the building structure; furring, stripping, blocking, grounds and stub wall of structural materials; furnishing and installation of sink rims or similar items; special equipment to be housed in the cabinets, such as drafting boards, etc.; furnishing or installation of plastic laminate wall covering; vinyl topset base at fixed cabinets.

## 1.05 RELATED WORK

- a. Installation of Millwork is specified under Section 06 10 00.
- b. Furnishing and installation of finish hardware is specified under Finish Hardware, Section 08 71 00.
- c. Painting and priming is specified under Painting, Section 09 91 00.
- d. Metal doors & frames are specified under Section 08 11 00.

## 1.06 GENERAL REQUIREMENTS

- a. Workmanship: Only skilled workmen experienced in their respective trades and work shall be employed. All work shall be performed in a first class workmanlike manner and shall be subject to the approval of the Architect or his representative.
- b. Approvals: An approval for all brands of materials not mentioned herein shall be obtained in writing from the Architect.
- c. Protection: The Contractor shall protect his work from damage of any kind and deliver same to the building undamaged.

## 1.07 PLAN AND SPECIFICATION REQUIREMENTS

- a. All items that are required to be Architectural Woodwork Standards (A.W.S) Laminated Plastic Covered Casework::
  - (1) The A.W.S. grade or grades desired. Grades shall be Custom (C) unless otherwise indicated on the plans and/or designated in Supplementary Section as follows:
    - (a) Economy (E)
    - (b) Custom (C)
    - (c) Premium (P)
    - (d) Laboratory (L)
  - (2) The type of countertop desired shall be Laminated Plastic (LPT) unless otherwise indicated on the plans as follows:
    - (a) Laminated Plastic (LPT)
    - (b) Hardwood Lumber (HLT)
    - (c) Hardboard (HBT)
  - (3) The type of laboratory tops desired. Type shall be as follows:
    - (a) Epoxy Resin (EPR)
  - (4) The type and size of sinks desired shall be indicated on the plans or specified.
  - (5) A.W.S. Certified Compliance Grade labels and Certificates are required.
  - (6) In rooms designated as utility, storage, or closet, Economy Grade casework will be furnished unless specifically specified otherwise.
  - (7) If a A.W.S. grade is not specified, Custom Grade will be furnished, except as provided in (6) above.
  - (8) If type of counter top is not specified, a Laminated Plastic counter top will be furnished.
  - (9) The brand of laminated plastic shall be optional with the manufacturer and in accordance with Paragraph 3.04 below, unless a special brand is specified.
  - (10) If the provisions for the A.W.S. grade specified are in conflict with or modified by the plans and specifications, the modification shall govern.

## 1.08 GRADES

- a. Economy: This grade establishes a standard to meet the requirements of lower cost residential and commercial construction where economy is the principal factor, and for use in storage and utility areas.
- b. Custom: This grade includes all the requisites of high quality casework and is suitable for all normal uses in high grade construction, such as higher quality construction for residential, school, medical facilities and commercial buildings.
- c. Premium: This grade of casework is intended primarily to be used for library shelving, display cases, and casework with visible interiors that require a more decorative appearance.
- d. Laboratory: This grade shall meet all the requirements of Premium Grade and is intended for usage in chemistry or "hard acid" areas where exposed or semi-exposed portions of the cabinet require additional protection.

## 1.09 DEFINITIONS

- a. Exposed portions of casework shall include all surfaces visible when doors and drawers are closed; visible edges only of shelves and divisions in open cases; tops of cabinets less than 6'-0"\* from the floor; bottoms of wall-hung cabinets over 4'-0" above floor and exterior faces and backs of movable cabinets.
- b. Semi-exposed portions of casework shall include shelves; divisions; interior faces of ends, backs, bottoms and doors; drawer sides, backs, sub-fronts, and bottoms; bottom of wall-hung cases between 2'-6" to 4'-0" above floor; tops of cases over 6'-0" above the floor; and similar members.
- c. Concealed portions include sleepers, webs, bust panels, toe space and other surfaces not normally visible.

## 1.10 SHOP DRAWINGS AND SUBMITTALS

- a. Shop drawings, per Section 01 33 00, shall be submitted to the Architect prior to fabrication. Drawings shall show each cabinet, with sufficient special details to clearly indicate all unusual features of construction.
- b. Samples of the proposed laminate, together with currently available colors, shall be submitted to the Architect for selection.
- c. Shop drawings shall bear the Woodwork Institute Certification (W.I.).

## 1.11 PROTECTION

The Contractor shall protect his work from damage of any kind and deliver same to the building undamaged.

**PART 2 PRODUCTS**

## 2.01 MATERIALS (All finish materials shall be kiln dried)

- a. All millwork shall be manufactured in accordance with the standards established in the latest edition of the Architectural Woodwork Standards in the grade or grades herein specified or as shown on the drawings.

---

1 Cabinet tops above 6'-0" and visible from upper floor levels shall be considered exposed portions.

- b. Before delivery to the jobsite, millwork supplier shall issue a W.I. Certificate of compliance indicating the millwork products for this job fully meet the requirements of the grade or grades specified.
- c. Exterior Finish shall be Clear All Heart Redwood, A.W.S. Custom Grade for opaque finish for moulds, trims, casings, facings, S4S.
- d. Interior Finish shall be A.W.S. Custom Grade for opaque finish.
  - 1. Clear Douglas fir shall be used for frames and stops for doors, clothes poles, all work bench tops and locker room benches.
  - 2. A.W.S. Custom Grade shall be used for moulds, trim, facings and casings.
  - 3. Casework - Softwood (All casework except where noted on Drawings) shall be W.I. Custom Grade for opaque finish.
    - (a) Drawer fronts, backs and sides.
    - (b) Backs - 1/4" plywood, Douglas Fir plypanel A-D.
    - (c) Ends and Divisions - 5/8" plywood Douglas Fir Interior A-B.
    - (d) Bottoms - 3/4" plywood, Douglas Fir plypanel A-D.
    - (e) Shelves - 3/4" plywood, Douglas Fir Interior A-D with Ponderosa Pine edge banding for shelves not to exceed 3'-0" in length. Shelves longer than 3'-0" shall not be less than one inch (1") net in thickness - Douglas Fir plywood edge banded.
    - (f) Counter tops for formica - 3/4" 1M3 I.G.P. core
    - (g) Doors - Type 10 -3/4" thick per Architectural Woodwork Standards.
- e. Casework - Hardwood (where indicated on Drawings):
  - 1. All Exposed Exterior Surfaces: A-1 or A-2 birch veneer plywood, opaque finish. See Paragraph 2.01 d.. (3) for thickness.
  - 2. Doors: 3/4" with hardwood veneer and hardwood edge banded 1M3 I.G.P. core as per Type 1 of Architectural Woodwork Standards.

**NOTE:** *These casework standards shall be followed unless otherwise noted on detail. Apply finish hardware to I.G.P. with Type "A" self-tapping sheet metal screws.*

- f. Material Standards:
  - 1. High-pressure decorative laminates (H.P.D.L.) shall conform to requirements established in NEMA LD-3 Grade II, 1985, or latest revision thereof.
  - 2. Low pressure decorative laminates (L.P.D.L.) shall conform to requirements established in ALA Grade III, 1988 or latest revision thereof.
  - 3. Softwood plywood shall be rotary cut Douglas Fir, and shall conform to the requirements of P.S.1-83 and UBC Standards 23-2. Hardwood plywood I shall be the species specified and conform to the standards established by ANSI-HPMA-83 (Section 6).
  - 4. MDF shall be of 1/4" minimum thickness, with minimum density 50 lbs. per cubic foot. The board shall conform to ANSI A208.2.
  - 5. Industrial grade particleboard (I.G.P.) shall meet the requirements of UBC Standards 23-4 and ANSI A208.1-87, type I, Grade I-M-3 which meet the following requirements. The following is a partial summary of these requirements:
 

Minimum density	45 lbs. per cubic foot;
Thickness Tolerance	+ 0.010 max.
Modulus of Rupture	2,400 psi, min.
Modulus of Elasticity	400,000, min.
Internal Bond	80 psi, min.
Hardness	500 lbs., min.
Linear Expansion	0.35% Max.
Screw Holding: Face	250 pounds, min.
Edge	225 pounds, min.

6. Cores for (H.P.D.L.) shall be (I.G.P.) or close grained hardwood plywood, a minimum of 11/16", with finished thickness of .735" (47/64"), including laminates.
  7. Cores for (L.P.D.L.) shall be (I.G.P.) with finished thickness of 3/4".
  8. Edge Bands shall be the following, and applied after face laminate:
    - (a) .028" (H.P.D.L.) self-edge, the same as front exposed face.
  9. Adhesive: Laminate and core materials shall be securely glued with Type II adhesive applied as recommended by the adhesive manufacturer and shall conform to the standards established by HPMA.
- g. Finish Hardware:
1. Hardware shall be furnished and installed as required to provide a complete casework installation.
  2. Hardware shall be USS 26D finish unless specified otherwise.
  3. Locks shall be installed as shown on the plans and will be master keyed
  4. The following hardware is listed to establish a quality of product.
    - (a) Hinges -Stanley HT-1592 or Rockford Process Control- B-851.
    - (b) Door and drawer pulls – Stanley 4483-1/2 34-8225 26D.
    - (c) Magnetic Catches - Amerock V-9765, Epcos No. 591 or equal.
    - (d) Elbow catches - Ives SP2A92-AL, Amerock 3675, or equal.
    - (e) Cabinet Door Locks – Schlage CL777R with strike and 626 Finish or approved equal.
    - (f) Drawer locks – Schlage CL888R with strike and 626 Finish, or approved equal.
    - (g) Drawer guides –
      - File Drawers – Accuride 4034, full extension, 150 lb load capacity or approved equal.
      - All other drawers – Accuride 3832, full extension, 100 lb load capacity or approved equal
    - (h) File Followers - Hardware Specialty No. 11485-FWZ, National 61-080, or equal. For card files, Capital 521 with 523 plate or equal.
    - (i) Adjustable shelf standards - K.V. 255, Garco U373, Grant 125, gangdrilled or equal.
    - (j) Adjustable shelf clips – Hettich, Shelf Support Universal 1, #1 005 767 or equal.
- h. Equipment and Accessories:
1. Standard color samples as required, shall be submitted for selection.
- i. Countertops:
1. The fabricator shall furnish and install the type of tops indicated on the plans and in conformance with the provisions set forth below. If other requirements are desired, they may be specified.
  2. Laminated Plastic Countertops: Cabinet tops shall have self-edge, rolled, or bull-nose edges and coved splashes where splashes are indicated. All tops shall conform to the requirements of Custom Grade set forth in Section 11 of the Architectural Woodwork Standards, and ANSI A161.2 and shall be furnished in accordance with those provisions. Finish material shall be NEMA Type GP50, .050" min. thickness (H.P.D.L.) or NEMA Type PF42, .042" min. thickness (H.P.D.L.) at post-formed tops, i.e., coved splashes, etc.

## PART 3 EXECUTION

### 3.01 SPECIAL REQUIREMENTS

- a. Lengths: Moulds, trim, casings and facings of shapes detailed on drawings shall be furnished in lengths of not less than 16'-0".

- b. Frames shall be built to detail with applied stops. All rabbeted joints shall be set in white lead paste with all members securely nailed.
- c. Milling:
  - 1. Run all finish lumber to patters as shown with clear cut profiles and free from machine imperfections
  - 2. Interior trim shall be flat face drum sanded.
- d. Casework: All casework shall be mill built by skilled cabinet makers and shall conform to the latest edition of the Manual of Woodwork and/or the latest amendments, Woodwork Institute of California - Custom Grade. It shall be complete units or in sections as large as possible for access to intended locations.
- e. Plastic: All plastic shall be self-edged and/or as detailed. All plastic shall be pressure bonded with a resin type adhesive Urac 185 or equal. Balancing sheets shall be used where necessary to prevent warpage or high water absorption.
- f. All wood doors, jambs and trim shall have all corners eased by sanding.

### 3.02 ASSEMBLY

- a. All casework and counter tops shall be fabricated and installed in conformance with the W.I. Standards and Details of the grade specified or shall conform to the specifications and details shown on the plans.
- b. Each cabinet shall be completely fabricated as a modular unit in the mill.
- c. Cabinet style, unless noted otherwise, shall be Style A frameless "Flush Overlay".

### 3.03 DETAILS OF CASEWORK

Cabinet sectional details as illustrated in W.I. Manual of Woodwork Standards are the minimum requirements for casework construction. Alternate methods shown are optional with the manufacturer, unless plans indicate specific construction requirements. All construction shall conform to the A.W.S. standards established for custom casework, unless specified or indicated otherwise.

### 3.04 INSTALLATION

- a. All installation shall be done by experienced craftsmen. All fixed cabinets shall be plumb, level, and securely attached to the wall or floor using established methods, which will meet all legal requirements.
- b. Filler panels and scribe strips or moldings, as required, shall be properly scribed to adjacent work and securely attached to the cabinets.
- c. The entire installation shall present a workmanlike appearance, without open joints, tool marks or other blemishes.
- d. Cabinets shall be thoroughly cleaned and checked for mechanical operation.

### 3.05 CONSTRUCTION REQUIREMENTS - GRADE RULES

- a. Material requirements as defined in the following paragraphs apply to all grades except as modified hereinafter.
- b. Custom Grade:
  - (1) Exposed Portion's Finish (See Paragraph 1.06a for definition). Finish for exposed portions shall be NEMA Type GP28, .028" minimum thickness (H.P.D.L.). If woodgrain pattern is used, the grain shall run and match vertically.
  - (2) Semi-exposed Portion's Finish See Paragraph 1.0-6b for definition):
    - (a) Finish for semi-exposed portions, except as listed otherwise, shall be polyester or melamine (L.P.D.L.) and conforming to ALA 1988 standards.

- (b) Finish for interior faces of hinge doors and exposed ends shall be NEMA Type CL20, .020" (H.P.D.L.) "cabinet liner".
- (c) Finish for (M.D.F.) drawer bottoms and cabinet backs shall be "baked-in" acrylic, color to match cabinet interior, conforming to ANSI 135-5-1988 finish standards, or latest revision thereof.
- (3) Concealed Portions: Material for concealed portions of casework may be of any sound, dry solid stock, plywood, particleboard, or any combination thereof.
- (4) Visible Edges:
  - (a) All exposed or semi-exposed edges of ends, tops, bottoms, shelves, partitions, divisions, etc., shall be banded per 2.01i.
  - (b) Only the front edge of adjustable shelves is required to be banded.
- (5) Ends and Divisions:
  - (a) Material for cabinet ends and divisions shall be (I.G.P.) a minimum of 11/16" with .735" finished thickness with laminates.
  - (b) The visible top edges of the ends of cabinets 6'-0" or more from the floor do not require an edge band\*, but shall have all voids filled and sanded.
- (6) Shelves shall be (I.G.P.) with (L.P.D.L.) finish each side, a minimum of 3/4" finished thickness. Adjustable shelves with unsupported spans over 30" in length shall be a minimum of 1" in thickness. Fixed shelves in excess of 30" in length between vertical members of the cabinet body shall be a minimum of 1" in thickness.
- (7) Tops and Bottoms:
  - (a) Tops and bottoms shall be a minimum of 3/4" in thickness.
  - (b) Bottoms of upper cabinets in excess of 3'-6" between vertical members of the cabinet body shall be a minimum of 1" in thickness. I.P.G. or 3/4 plywood.
- (8) Web Frames shall be a minimum of 3/4" in thickness and 2" in width and shall be either solid stock, or (hardwood 5-ply) plywood. A solid (full cabinet length and depth or height) piece of plywood or (I.G.P. a minimum of 3/4" in thickness may be used in lieu of a web frame.
- (9) Backs shall be plywood or (M.D.F.), a minimum of 1/4" in thickness, with color to match cabinet interior. Exposed backs shall be 1/2" min. thickness.
- (10) Cabinet Doors:
  - (a) Doors shall be 11/16" minimum thickness (I.G.P.) core. Finished doors shall be a minimum of .735" in thickness with laminates. All four edges shall be banded per 2.01i, with joints for "T-type" at hinge points only.
- (b) Sliding Doors shall be 3/4" (I.G.P.) and faced on the inside with NEMA Type CL20; .020" minimum thickness (H.P.D.L.) "cabinet liner" and faced on the outside with NEMA Type GP28, .028" (H.P.D.L.) with vertical edges banded per 2.01i.
- (11) Drawers:
  - (a) Finished drawer fronts shall be a minimum of .735", with laminates, in thickness and shall be faced on the inside with NEMA Type CL20, .020" minimum thickness (H.P.D.L.) "cabinet liner". Drawer fronts shall be banded four edges per 2.01f9 with the joint in the center of the bottom edge for "T"-type banding.
  - (b) Drawer bottoms shall be M.D.F.
  - (c) Drawer sides, backs and sub-fronts shall be a minimum of 1/2" in thickness of either custom grade hardwood solid stock or (I.G.P.) with (L.P.D.L.) finish.

---

1\*Unless visible from upper floor levels.



- c. Economy Grade: Material requirements shall be the same as Custom Grade, except all exposed portions shall be melamine overlay.
- d. Premium Grade: Material requirements shall be the same as Custom Grade, except all semi-exposed portions behind glass or in open cases and the inside face of hinged cabinet doors shall be faced with .030 minimum thickness decorative high-pressure thermoplastic laminate of the same material as adjacent exposed face.
- e. Laboratory Grade: Material requirements shall be the same as Premium Grade, except all semi-exposed portions (except drawer sides, backs and bottoms) shall be Laboratory Grade plywood or faced with .030" minimum thickness decorative high-pressure laminate (cabinet liner). All edge banding shall be self-edged with the same material as the adjacent exposed face.

### 3.06 CONSTRUCTION REQUIREMENTS - - ALL ARCHITECTURAL WOODWORK STANDARD GRADES (A.W.S.)

- a. Construction requirements shall be the same for all A.W.S. grades. The differences in the grades are based on the use of different materials for exposed and semi-exposed surfaces.
- b. Joinery:
  - (1) All cabinet members shall be securely fastened together.
  - (2) All exposed and semi-exposed joints shall be tight and true.
  - (3) All exposed joints shall be securely glued.
- c. Web Frames shall be provided at 2'-6" maximum spaced intervals when banks of drawers operate on metal side slides and shall be dadoed into ends and divisions. When pairs of drawers occur above a door or open compartment, there shall be a web frame provided beneath the drawers.
- d. Cabinet ends shall be lockjointed or dadoed, securely glued, and blind nailed or screwed to the tops, web frames, and bottoms at not-to-exceed 6" on center; or tops, sub-tops, webs, and bottoms may be tenoned full width into ends, securely glued, and blind nailed or attached with a reinforcing screw cleat.
- e. Fixed Shelves, web frames, bottoms and vertical or horizontal divisions shall be dadoed or tenoned into adjoining members.
- f. Screw-type leveling devices, when specified, shall be placed at each corner of floor mounted cabinets over 16" in depth and shall be a maximum of 72" on centers, and shall permit adjustment from within the cabinet. The floor contact area of the leveling device shall be not less than 12 square inches, and shall provide a minimum of 4 square inches of floor contact area for each square foot of cabinet base area.
- g. Cabinet Bases may be constructed with either separate or integral bases. Bases shall be fabricated of 1-1/2" solid stock, laminated plywood, or particle board, k1-1/2" thick, min., reinforced at the corners with a 1-1/2" thick supporting block or a two-piece steel bracket assembly. Sleepers shall be provided at maximum of 36" o.c..
- h. Backs shall 1/4" minimum and be securely nailed or stapled to the case body and intermediate members, and braced at 36" maximum centers each way and at tops and bottoms of cabinets with 1/2" x 2-1/2" anchor strips (plywood, I.G.P., or solid stock) securely attached to the case\*.
- i. Adjustable shelves shall be adjustable on 1" or 32 mm maximum centers. Surface or recess mounted metal shelf standards or drilled holes with metal shelf supports shall be used.
- j. Drawers:
  - (1) Drawer sides shall be blind dovetail dadoed and securely glued into the front, unless a sub-front is used.

\*A Anchor strips not required at 1/2" thick cabinet backs.

- (2) Drawers may have a finished front securely attached to a sub-front with No. 12 x 1" sheet metal screws a maximum of 1-1/2" from the perimeter of the finished drawer front at not less than 8" on centers.
  - (3) Drawer sides shall be multiple dovetailed, or lockjointed and nailed to the backs and sub-fronts.. Drawer sides, fronts or sub-fronts, and backs shall be plowed to receive bottoms and shall be securely glued or glue blocked to form a rigid unit.
  - (4) All the above types of joints shall be securely glued.
  - (5) Drawers shall be supported on metal side slides with nylon ball bearing rollers, and provision made to stop the drawer in both in and out position without impact on the drawer front. Drawer slides shall have a capacity of 75 pounds.
  - (6) File drawers shall have a slotted or split bottom and shall be provided with a follower mechanism or hanging file hardware (verify with Owner which type is desired), and shall be supported on full extension drawer slides with a capacity of 75 pounds.
  - (7) Drawers shall show a maximum of 1/8" maximum clearance between adjacent drawers or doors and 1/4" maximum between adjacent cabinet doors or drawers.
- k. Doors:
- (1) Hinged doors up to 40" in height shall be equipped with two (2) hinges. Doors 40" to 60" in height shall be equipped with three (3) hinges. Doors 60" to 80" in height shall be equipped with four (4) hinges. Doors over 80" shall have five (5) hinges. Doors over 60"H or 30"W shall be 1" minimum thick.
  - (2) Sliding doors shall be installed on overhead metal track with nylon roller hangers or on metal bottom track with sheaves and top guide and be provided with an inserted finger pull.
  - (3) Frameless sliding glass doors shall be installed on ball-bearing carriers with metal track and top guide.
  - (4) Doors shall show a maximum of 1/8" clearance between adjacent doors or drawers.

**3.07 FINISH FOR PLASTIC LAMINATE CASEWORK**

- a. All unfinished materials used for backs, self-edge backing, stripping and other concealed portions shall be finished with water repellent sealer.
- b. All wood surfaces of drawers, trays and similar semi-exposed portions shall be finished with two coats of sanded sealer and one coat of clear gloss lacquer.
- c. Exposed wood surfaces shall be tone colored to harmonize with the adjacent laminate, and finished with one coat of sanded sealer and two coats of clear gloss lacquer.

END OF SECTION  
12/08/2022

**INSULATION**

DIVISIONS 00 AND 01 ARE A PART OF THIS SECTION

**PART 1 GENERAL**

## 1.01 SCOPE OF WORK

The work of this Section shall include all labor, material, equipment, transportation and services necessary to completely furnish and install all insulation shown on the drawings and/or described herein, including all nails, clips, fasteners, tape and scaffolding necessary to complete the work specified and/or shown.

## 1.02 WORK INCLUDED

- a. Insulation of all ceilings over all rooms including room walls adjacent to attic spaces.
- b. Wire staples and accessories for installation of insulation.
- c. Insulation of all walls.
- d. Insulation batts.
- e. Rigid insulation.

## 1.03 RELATED WORK

- a. Any and all insulation specified or shown on the drawings for the Heating, Ventilating and Air-conditioning or Plumbing Sections of the work.

## 1.04 WORK NOT INCLUDED

- a. No ceiling insulation in eaves and open corridors.

## 1.05 REFERENCES

- a. ASTM C-665, Type III, Class A . Category I
- b. Factory Mutual (FMRC Standard 4880) for rigid insulation

**PART 2 PRODUCTS**

## 2.01 MATERIALS

- a. Thermal and acoustical insulation located on or within floor-ceiling and roof-ceiling assemblies, crawl spaces, walls, partitions and insulation on pipes and tubing shall comply with this Section. Duct insulation and insulation in plenums shall conform to the requirements of the California Mechanical Code.

**Exception:** Roof insulation shall comply with C.B.C. Section 1504 for required testing materials only.

- b. All insulation materials including facings, such as vapor barriers or breather papers installed within floor-ceiling assemblies, roof-ceiling assemblies, walls, crawl spaces or attics, shall have a flame-spread rating of 25 or less and a smoke density not to exceed 450 when tested in accordance with U.B.C. Standard No. 8-1. All thermal insulation specified herein shall be as manufactured by Johns Manville Thermal FSK-25 Flame Resistant Fiber Glass Commercial insulation or approved equal in quality, utility and thermal properties. Batts shall be fiberglass with vapor seal backing on one side with projecting flanges for stapling. R-values shall be minimum resistance of R-30 for ceilings/roof decks and R-19 for walls unless noted otherwise.
- c. Rigid insulation shall be "TUFF – R COMMERCIAL" polyisocyanurate insulation boards or equal, with a thermal resistance of R-8 unless noted otherwise and a minimum compressive strength of 25 p.s.i. with factory applied foil face on each side. All materials, including foil facings to have smoke development rating of 450 or less and a flame spread of 25 or less when tested in accordance with UBC Standard 8-1.
- d. Wire Staples: "Bostitch" or approved equal with 1/4" staple legs.

## 2.02 SUBSTITUTIONS

See Section 10, Article 19.

## 2.03 EQUALS

John Manville, U.S. Gypsum, DOW, Owens-Corning, Certainteed.

# PART 3 EXECUTION

## 3.01 INSTALLATION

- a. Insulation shall be installed to form a complete barrier against the passage of heat and/or sound to the full extent of the thickness of the material and type of material specified. Holes, gaps, tears and other evidence of inferior installation will be cause for rejection. Batt insulation shall be stapled to face of supports at six inch (6") intervals. Where rafters are spaced at 48" o.c., two (2) 24" batts shall be laid on top and perpendicular to the ceiling stripping. All batts shall be butted tight and/or lapped so that there are no spaces between the batts or rafters. Staple side of batt adjoining rafter at six inch (6") centers.
- b. Insulation Laid over Suspended Plaster Ceiling System: Insulation shall be installed progressively to form a complete barrier against the passage of heat and/or sound to the full extent of the thickness of the material and type of material specified. Insulation shall be laid continuous over the tops of walls or adjacent rooms. At all ceiling access tiles and ceiling access scuttles insulation shall be neatly fitted around these openings and securely fastened to the top of these access units to allow for operation of same.
- c. Below slab, insulation shall be applied in strict conformance with the manufacturer's recommended installation procedures (latest edition).
- d. Roof insulation shall be placed up tight against roof deck and fixed in place with 18-gauge taut wire system or stapled per NFPA 13.

END OF SECTION  
12/14/2022

**SPRAYED POLYURETHANE ROOFING SYSTEM  
PERMAX-108/120/WHITE ROOFING GRANULES**

DIVISIONS 00 AND 01 ARE A PART OF THIS SECTION



(CHECKED BOX INDICATES DOUBLE GRANULE FINISH APPLYS TO SOME PORTIONS OF THIS PROJECT)

**PART 1 GENERAL REQUIRMENTS**

**1.01 SCOPE**

- A. This guide specification covers the installation of the, Sprayed Polyurethane Roofing System (SPRS) which consists of a seamless sprayed-in-place polyurethane foam insulation covered with an WHITE elastomeric coating which is a **Energy Star® Qualified Product** meeting **Title 24** requirements with a layer of white ceramic granules for use as an insulated roofing system for both new and retrofit (re-roofing) construction.
- B. The successful application of a SPRS is dependent upon the experience, technology and common sense of the designer and applicator/contractor. This guide specification is intended as a starting point for development of more complete specifications for SPRS. The successful application of a SPRS is dependent upon the experience, integrity and ability of the contractor.

**1.02 QUALITY ASSURANCE**

- A. In the absence of a general contract, the roofing contractor shall be the prime contractor. All subcontractors shall be identified and approved at the time the proposal is submitted.
- B. Contractor/Bidders shall be pre-qualified as follows:

All bidders shall be contractors (or divisions of established roof contracting companies) specifically engaged in the application of SPRS. Such bidders (or responsible managing employee of established roof contracting companies) shall have been engaged in the installation of these systems for not less than 5 years. Each bidder shall have performed at least 5 applications of similar size and type. The applicator shall have installed a minimum of 100,000 square feet of system specified.

In order to allow all bidders equal opportunity to bid, and to provide the District un-bias inspection and warranty service for this project, no bidder (contractor) shall be related to or a division of the product manufacturer in any way for this project.

1. Bidders shall submit a copy of the proposed warranty

2. from the manufacturer of the roofing materials (“the manufacturer”) along with his bid.
  3. The contractor shall carry a minimum of \$2,000,000 in general liability insurance on a continuing basis. Verification of insurance shall be submitted at the time of the bid.
  4. The contractor shall carry a valid state C-39 roofing license.
- C. The manufacturer shall be pre-qualified as follows:
1. The manufacturer shall maintain a minimum of \$5,000,000 of product liability insurance on a continuing basis. Verification of insurance shall be submitted at the time of the bid.
  2. The manufacturer shall have a minimum of 1,000,000 square feet of successful roofing installed with the oldest being a minimum of 5 years old.
  3. The manufacturer shall have been in the roof materials manufacturing business for a minimum of 10 years.
  4. The bidders shall submit a letter from the manufacturer of the coating certifying that his **company and products** meet the requirements of paragraph C-1, C-2 and C-3. A copy of this letter shall accompany the bid. **Bids received without this letter shall be considered non-responsive.**

C. Inspection

A representative of the coating manufacturer shall inspect the roof after completion to assure that the detail work at the protrusions, drains, parapets and edges has been completed in conformance with accepted industry practice (including the requirements of the specified manufacturers warranty).

### 1.03 SUBMITTALS

A. **The following submittals shall accompany the bid:**

1. The bidders shall submit a letter from the manufacturer of the coating certifying that his products and company meet the requirements of paragraph 1.02, C, 1, 2 and 3.
2. Submit a copy of the approved applicator certificate from the manufacturer of the foam and coating supplier stating that the contractor of these products is a “qualified applicator”.
3. Submit a copy of the manufacturers proposed warranty.

- 4. UL fire rating: Submit the current UL certification.
- B. The following technical data shall be submitted upon selection of the roofing contractor:
  - 1. Manufacturers Literature: Submit copy of the manufacturers technical data bulletins for specified foam and coating materials, and application information (guide specification).
  - 2. Samples: Submit 2 samples of the proposed coating system applied over urethane foam including the specified granule finish. Samples shall be 2 inches by 4 inches in size.

**1.04 APPROVED SUBSTRATES**

Approved substrates include the following:

Built-up Roofing	Metal decks	Base Sheet
Concrete	Wood	Recover Board

**1.05 MATERIALS, DELIVERY AND STORAGE**

- A. Materials shall be delivered in the manufacturers original, unopened containers, clearly labeled with the manufacturers name, product identification, safety information, batch and lot numbers.
- B. Containers shall be stored out of the weather and out of direct sunlight at temperatures specified by the manufacturer.

**1.06 ENVIROMENTAL CONDITIONS**

- A. Weather conditions must be within those listed on the manufacturers technical data bulletins. If weather conditions change during the applications and the stated conditions are not met, the application must be stopped until such time as the specified conditions are met. No application may proceed during inclement weather.

**1.07 SCHEDULING**

- A. Working Hours

The application of all roofing materials shall be performed on **off-school hours when the students are not in class and on weekends**. Roof preparation and installation of metal may be performed during regular working hours if it does not disturb classroom sessions.

B. Overtime Wage Waiver

The Division of Labor Standards and enforcement of the provisions of the California Code of Regulations, Title 8, Section 16200, Subsection 3 (F), permits a waiver for payment of overtime wages for night, holiday and weekend work “if work cannot be performed during normal business hours and work, if necessary, at off hours to avoid danger to life and property”.

C. All Other Prevailing Wage Provisions

All other provisions of the prevailing wage status remains in full force and effect, including, but not limited to, payment of overtime wages for work in excess of eight (8) hours per day, or forty (40) hours per week.

D. All other trades such as structural, mechanical, electrical should have completed their work prior to the installation of the SPRS.

### 1.08 WARRANTY

- A. The polyurethane and acrylic elastomer system shall carry a 10-year non-depreciating warranty. The contractor is to provide labor and the material manufacturer, the materials, for all repairs covered during the warranty period.
- B. Warranty terms shall begin upon “essential completion of SPRS construction” or completion of final inspection/punch list items (if any) not to exceed 45 days from the date that RTC is notified by the contractor with a written request for warranty.

### 1.09 INSPECTION

- A. A representative of the material manufacturer shall inspect the roof after completion to assure that all work has been completed in conformance with the specifications and accepted industry practice. All material thickness shall be verified.

### 1.10 SAFETY REQUIREMENTS

The following technical bulletins are available from the Spray Polyurethane Foam Alliance, American Plastics Council, 1-800-523-6154.

Spray Polyurethane Foam Product Stewardship Guidance booklet shall be available at the jobsite for review by anyone involved in this project. It shall be used as a reference guide for the pre-construction meeting. It is available at; [www.spraypolyurethane.com](http://www.spraypolyurethane.com)

AX-119: MDI-based Polyurethane Foam Systems: Guidelines for Safe Handling and Disposal.



AX-171: Spray Foam Self Defense and Module 11: Health, Safety and Environmental Aspects of Spray Polyurethane Foams and Coatings.

AX-178: PMDI User Guidelines for Chemical Protective Clothing Selection.

AX-197: MDI Transportation Guidelines: Information for Drivers. The Bayer Material Science handbook; "Spray Polyurethane Foam Insulation", Safe use and handling guidelines for installers shall be available to all workmen and associates involved with this project.

## PART 2 PRODUCTS

The following materials are identified as a baseline minimum for quality and performance, other materials shall be considered.

### 2.01 PRIMER AND INTENDED APPLICATION SUBSTRATE

- A. **Asphalt/BUR, Masonry & Plywood:** Primer shall be single-component bonding primer, black in color. The product shall be Acryprime-Substrate SG Primer as manufactured by Resin Technology Company, Ontario, CA, 1-800-729-0795.
- B. **Polyurethane Foam (Addition of new foam over existing for repair):** Primer shall be single component bonding primer. The product shall be Acryprime-Substrate primer as manufactured by Resin Technology Company, Ontario, CA, 1-800-729-0795.
- C. **New Galvanized Steel:**
  - 1. Galvanized Metal and Other Non-Ferrous Metals: Pretreatment Primer No. 4860-420 (Reducer 1000-44) as manufactured by Cardinal Industrial Finishes, El Monte, CA, (213-283-9335) or Sherwin Williams DTM Wash Primer.  
Or
  - 2. Sherwin Williams DTM Wash Primer. Krylon Water Soluble primer is also approved.

### 2.02 BASE SHEET AND FASTENERS

- A. A base sheet if required shall be 72 Lb. fiberglass, mineral surfaced cap sheet as manufactured by Schuller, GAF, ConGlass or equal.
- B. Nailable decks; The fasteners shall be 1-inch, square head, ring-shank nails as manufactured by Simplex or equal with sufficient length to penetrate sheathing or embed a minimum 1-inch into sheathing.
- C. Mechanical Fasteners and Plates; Screws shall be No. 12, coated, self-taping screws of sufficient length to penetrate the existing BUR and insulation with 1 inch penetration (minimum) into the substrate. The plates

shall be 2 inch square, coated plates. The screws and plates shall be as manufactured by Olympic, DeckFast or equal.

**2.03 RECOVER BOARD/FIRE PROTECTION BOARD**

- A. A recover board or fire protection board between a wood deck using diagonal sheathing or insulation board if required shall be Georgia-Pacific Corporation 1/4-inch Dens-Deck 4' x 8' sheets. Dens-Deck may be installed parallel or perpendicular to sheathing, stagger all joints. Prime per 2.01 above.
- B. Fire Resistance; Flamespread O, smoke development O, when tested in accordance with ASTM E-84. Noncombustible when tested in accordance with ASTM E136.

**2.04 POLYURETHANE INSULATION**

Polyurethane insulation shall be a two component polyurethane insulation system formulated for use through airless equipment. The product shall be RT-2035-3 as manufactured by Resin Technology Company, Ontario, California. The 'B' component shall not contain any flammable or red label materials. The product shall exhibit the following typical physical properties.

Density (sprayed in place)	3.0 pcf
Compressive strength	45-50 psi
Tensile strength	70 psi
Shear strength	45 psi
Closed cell content	90 % min.
K factor (aged)	0.159
Flame spread UL-723 (ASTM E-84)	75 max.*

Roof Deck Classification	UL 790 (ASTM E-108)
Non Combustible Deck	Class A
Combustible Deck	Class B
Maintenance and Repair	Class A

**Note: For specific details regarding UL 790 roof assemblies, refer to "Roofing Materials & System Directory," Underwriters Laboratories, Northbrook, IL.**

**\*This numerical flame spread rating is not intended to reflect hazards presented by this or any other material under actual fire conditions.**

**2.05 FLUID APPLIED ELASTOMERIC COATINGS**

The elastomeric coating material shall be an acrylic elastomeric coating and shall be an **Energy Star® Listed Product** and meet **Title 24** requirements for the Standards for Liquid Applied Coating Used in Roofing ASTM D-6083-97a. The product shall be **Permax-108 or Permax-120** as manufactured by Resin

Technology Company, Ontario, California, with the following typical physical properties:

Solids Content, by wgt.	68.0% ( $\pm$ 2.0%)
Solids Content, by vol.	60.0% ( $\pm$ 2.0%)
Viscosity	95-105 KU
Weight Per Gallon	11.2 $\pm$ 0.3 lbs.
Flash Point	none below boiling point of product
Gloss at 60 ° Geometry	10
Clean-up solvent (wet Material)	Water
Coverage (mils/100 SF/gal)	9.5 Dry Mils $\pm$ 1
Drying Time a 24 wet mils	
Dry to Touch	4 hours
Dry – Through	12 hours
Dry-to-Recoat	12 – 24 hours
Total Cure Time (aprx.)	20 – 30 days
Permeance @ 20 mils	50 Perms
Tensile Strength @ break	390 $\pm$ 100
Tear Resistance	126 lbf/in.
Elongation, to break	Initial 245 $\pm$ 100 Aged, 1000 hrs 230 $\pm$ 100
Elastic Recovery (from 100%)	100%
Impact Resistance (ASTM D-2794-69)	Exceeds 160 in. lb.
Adhesion/peel test on foam	2.4 lbs/in.
Hardness Shore A (ASTM D-2240)	45
Accelerated Weathering	8000 hours (no checking, fading or significant cracking)
Water Swelling	6.6%
Low Temperature Flex	Pass
Service Temperature Range	40° to 200°F
Roof Deck Classification:	UL 790 (ASTM E-108)
Non Combustible Deck	Class A
Combustible Deck	Class B
Maintenance and Repair	Class A

**The minimum thickness of the acrylic coating shall be 32 dry mils.** Note: A double granule finish can not be applied using 30 dry mils of coating (see paragraph 3.07, E, for the double granule application requirements).

Coating materials such as Silicone, Single-Component or Catalyzed Polyurethane Elastomers, Plasticized Acrylics, Vinyls, EVA, Terpolymer and PVA materials shall not be considered.

**2.06 CAULKING OR SEALANTS**

- A. Caulking material shall either be single component polyurethane elastomers such as "Vulkem-921" or Sikaflex-1A. Caulking of fabricated metal components or lapping metal joints (except equipment pan seams, see para. 3.04,G,2,B) shall use only the polyurethane sealants.

**2.07 GRANULES**

- A. First Granule Application (If Double Granule Option is Used) Granules shall be 3M (No. 11, C-93) light gray ceramic or "RTC WHITE" granules shall be broadcast into the first granule application while it is still wet (See paragraph 3.07,C for application instructions).
- B. Granules shall be Permax White **Energy Star® Listed Product** Granules. Granules shall be broadcast into the white top-coat application at an application rate of 40-50 lbs. per 100 sq. ft. while the coating is still wet (See paragraph 3.07,C for application instructions). **Pre-striping by roller application and granulating of the roofs edge is required to ensure complete coverage to edge metal.** Substitute granules shall not be allowed if the project is to be Warranted by Henry/RTC.

**2.08 EQUIPMENT**

- A. Equipment for spraying foam shall be manufactured specifically for the application of polyurethane foam. The equipment shall be airless, capable of maintaining a 1:1 volume ratio and have primary and hose heaters (300 feet of material hose maximum allowable to meet mix pressure requirements, Gusmer GX-7 gun with 90 PCD suggested for winter-grade foam systems).
- B. Coating equipment shall be an airless type as recommended by the coating manufacturer.

**PART 3 EXECUTION****3.01 GENERAL**

- A. In the absence of a general contract, the roofing contractor is the prime contractor and shall be responsible for additional roof related work which may include but not be limited to the following:
- B. **The roof contractor shall be responsible for the verification of all measurements relative to this project.**
- C. Raising, repairing and modifying existing air conditioning systems for the installation of curbs, metal pans and duct work.

**3.02 ROOF RELATED CARPENTRY WORK STRUCTURAL MODIFICATIONS**

- A. Roof related metal work. Note: All metal work to receive insulation directly shall be cleaned and free from oil, dirt and oxidation and shall be primed.
- B. Raising all utility rigid conduit sufficiently for the unobstructed application of roofing insulation materials underneath. The conduit may be raised permanently or temporarily and reset upon new wood sleepers on top of the new SPRS. Wood sleeper shall be redwood or treated lumber. Minimum length shall be 12-inches.
- C. Overflow drains or scuppers shall be added to the existing drain system if nonexistent or not in accordance with the local building code. All new drains/scuppers shall comply with the local building code.
- D. Verify that all roof top equipment is in proper working condition at the conclusion of the re-roofing work or before the next facility business day if the roof work is not yet complete.
- E. Before roof construction starts, water test all drain bowls/sumps and associated plumbing to insure that they are water tight and clear to the discharge level.

**3.03 SURFACE CONDITION**

- A. The contractor shall be responsible for determining whether the roof deck is in compliance with applicable building codes.
- B. Owner shall insure that roof top equipment does not discharge liquids onto roof. All blowers shall exhaust into a container or the atmosphere and not onto the roof surface.
- C. The surface shall be free from solvent, grease, dust, sediment, dirt and sticky mastic.

**3.04 SURFACE PREPARATION**

- A. All new metal flashing and existing galvanized steel surfaces shall be primed with 1/3 to 1/2 gallons per 100 square feet of wash primer (see para. 2.01). Neoprene or urethane primers are unacceptable for this application due to poor adhesion.
- B. Gravel surfaced roof systems must be vacuumed, swept, and re-vacuumed to provide a clean dust free surface. All roof surfaces are to be primed with 1/3 to 1/2 gallons of primer (see para. 2.01) per 100 square feet to the prepared surface.

## C. Masking and Clean up

1. All surfaces not to receive foam, such as windows, walls, air conditioners and other roof mounted equipment are to be carefully masked with tape and paper to avoid overspray of these surfaces with foam or coating. All coating is to be terminated in clean straight lines.
2. **NOTES:** When masking A/C equipment, all covering of the air intakes shall be removed at the end of each work shift. No foam shall be allowed to accumulate on fan blades or cooling fins.
3. **Over spray:** All shrubbery, windows and walk ways will remain in the same condition as prior to construction. **The owners inspector shall have daily disposition authority concerning this matter.**

D. **Install new perimeter edge metal, unless otherwise directed.** The new edge metal shall be made from 24 gauge (galvanized steel, "Bonderized" or "Paint-Loc" finishes), 1 inch high (minimum), with a drip edge and return with a fascia long enough to cover the existing metal if retained. Each joint shall have a 4" minimum lap at both adjoining pieces of edge metal. All metal laps shall be buttered with elastomeric "urethane" caulking as specified in paragraph 2.04. Edge metal shall be designed with butt plates at 5' O.C. All butt plate material shall be 22 gauge (minimum) galvanized steel. The flange on the roof shall be 4 inches wide. On nailable substrates the flange shall be fastened using appropriate roofing fasteners, two rows staggered on 4-inch centers. Perimeter metal attached to metal substrates shall be attached using self-taping screws on 6-inch centers. Perimeter edge metal attached over concrete substrates shall be attached over a treated wood nailer mechanically fastened to the substrate, or if attached directly to the concrete, shall be fastened using "TapCon" concrete screws, "Raul-Spike" or "Z-Mac" fasteners on 9 inch centers. All new metal shall be factory color coated or cleaned, primed and painted to match the existing.

## E. Base Sheet Attachment; Square head nails attached per I-90 requirements

## F. Recover Board Attachment; Shall be as specified mechanically attached with screws and metal plate using no less than 12 fasteners per 4 x 8 sheet.

## G. HVAC and Roof Mounted Equipment

1. Field Assembled HVAC Curbs
  - a. Fully enclosed (boxed) platforms constructed from 2 x 8 (minimum) lumber with 1/2 inch CDX plywood top shall be fabricated. **The finished grade of the top of the platform shall be 8-inches (minimum) above the new roof level.** A layer of Henry "Ruftac" or singleply roofing shall be set over the plywood top of the platform and turned down at the edge one inch. A new 24 ga. Galvanized, seamless sheet metal cover shall

be installed over the platform. Where large platform covers are required all seams shall be soldered or constructed with a 1 1/2 inches minimum standing seam. **Caulking of the seams shall not be acceptable.** The new metal cover shall be 2 inches larger than the wood curb on all sides with a 2-inch X 60° degree turndown and 1/4-inch hem.

- b. Prior to setting the new platform into place spray apply a minimum of 4-inches of polyurethane foam insulation into the underside of the platform to provide insulation, structural strength, and sound deadening. It may be necessary to foam the vertical sides of the platform prior to setting it into place if clearance on all four sides is not sufficient for proper foaming. **Do not foam the sheet metal cover into the roof.** See roof Detail 1.
2. Pre-Engineered/Manufactured Curbs
    - a. New galvanized steel manufactured curbs shall be graded and installed by others to accommodate downdraft or side discharge HVAC units. **The finished grade of the top of the manufactured curb shall be 8-inches (minimum) above the new roof level.** It is important that if the new curb is supplied with a nailer under the mounting flange that it be removed prior to sealing the curb into the roof with polyurethane foam and protective coating. Steel curbs must be primed. See Roof Detail 46.
  3. If line voltage, low voltage, gas line, and condensate connections are new and only stubbed-out they must be a minimum of 12-inches above the finished grade of the roof and supported at the deck. **NOTE: ALL ELECTRICAL CONNECTIONS AND GAS CONNECTIONS MUST BE DISCONNECTED PRIOR TO RAISING THE UNIT AND RECONNECTED AND TESTED AFTER THE UNIT IS RESET.**
  4. All conduit and gas lines must be raised off the roof. After the roof has been foamed, the conduit can be reset on 2 × 4's set on top of the foam. **The old conduit supports shall not be reused.**
  5. All duct work shall receive one inch of foam. **NOTE: The duct walls at the roof penetration shall receive 1 inch of foam on all four sides with a smooth flashing transition to both the roof and the A/C platform sides.** (This may require either disassembly of the duct work or moving the A/C unit prior to foaming.)
  6. **NOTE: ALL ELECTRICAL CONNECTIONS AND GAS CONNECTIONS MUST BE DISCONNECTED PRIOR TO RAISING THE UNIT AND RECONNECTED AND TESTED AFTER THE UNIT IS RESET.**

7. All conduit and gas lines must be raised off the roof. After the roof has been foamed, the conduit can be reset on 2 × 4's set on top of the foam. **The old conduit supports shall not be reused.**

H. Internal Drains;

**NOTE:** Replacement or new drain bowls must be manufactured from cast iron, welded steel, copper stainless steel. Manufacturers such as Josam, Thunderbird and Zurn are acceptable. All drain surfaces to receive foam shall be primed as specified. **PVC drains shall not be used.**

1. All internal roof drains shall be flushed with water to insure that the drains are clear to the discharge level prior to starting the roofing work.
2. Remove the clamping ring from the drain bowl. Apply a bead of elastomeric caulking to the drain bowl clamping ring contact areas and refasten the clamping ring with new bolts. Remove excess caulking from inside of the drain bowl and clamping ring. Mask the inside of the drain and spray a "water block" from the deck to the top of the clamping ring. Grind excess insulation flush with the top of the clamping ring. The elastomeric coating shall be applied and "back rolled" in a "picture frame" fashion to achieve double the specified thickness of coating around the water entry area. Flush drains (a second time) with water to insure that the drains are clear to the discharge level after all roofing work is completed. The strainers shall be locked over the drain opening (use existing or new locking rings or install new hardware and fasteners as necessary). All internal drains shall be fitted with appropriate strainers or leaf catchers. If new strainers or catchers are required (or missing), they shall be metal. **Plastic strainers and leaf catchers shall not be used.**
- I. Repair or replace all A/C condensate lines and run to a drain. Condensate shall not be discharged into soil pipes or other vents.
- J. Low areas: Low areas over 100 square feet in size and greater than 1/2 inch deep shall be filled with foam to match the surrounding grade and prior to the application of the specified thickness of foam.
- K. Roof dividers and low parapet walls separating roofs shall be encapsulated with 1-inch of foam.
- L. All soil pipes and other roof vents shall be masked and remain fully open after foaming.
- M. All "T" tops and other roof vents shall be raised as necessary to remain 2 inches above the new foam line. Two way roof vents shall be demolished.



- N. All scuppers shall be opened to comply with local codes regarding the size of the water entry opening.
- O. All antennae shall be attached to curbs or antenna mounts and guy wires shall not be secured through the roof.
- P. All skylights which are essentially flush with the existing roof line will be raised and reset on new 2 × 6 inch (minimum) wood curbs. The finish of the inside of the new curb shall be discussed at the job walk. **All skylights shall have appropriate “Fall-Through” protection during the construction phase.**
- Q. All roof fields adjacent to gutters shall be free from obstruction of water flow into the gutter.
- R. Conduit and Piping;
  - 1. All small conduit and gas lines, 1 1/2 inch and under must be raised off the roof. After the roof has been foamed, the conduit shall be reset on new redwood 2 × 4's set on top of the foam. The wood blocks shall be caulked to strips of Yellow Spaghetti walk pads which are caulked to the granulated top coated foam roof. The old conduit supports shall not be reused. Replace any broken EMT connectors.
  - 2. Large conduit and piping, 1 3/4 inch and larger, shall have new redwood blocks with 24 ga. Galvanized sheet metal boxes fabricated with minimum 6 inch flange on roof with all joints soldered. These boxes with wood blocks shall be nailed over the existing roof membrane, primed, and foamed into place. Piping shall be set onto the blocks and covers and conduit attached with clamps. **Note: Conduit and piping which move during use such that the roof system may be damaged shall be set upon appropriate roller saddle supports or other vibration isolating devices.**

### 3.05 SPECIFIC SITE CONDITIONS

- A. TO BE DETERMINED

### 3.06 APPLICATION OF POLYURETHANE INSULATION

- A. Environmental conditions
  - 1. Wind velocity shall not exceed 12 miles per hour.
  - 2. Contact RTC before application of spray foam if ambient temperature is less than 60 degrees Fahrenheit.
- B. Spray foam is not to be applied over moist substrates or where rain or inclement weather is imminent.

- C. The field of the polyurethane foam shall be applied in minimum 1/2-inch lifts to a thickness of **1-1/2 inch**. Polyurethane foam may be gradually tapered to edge metal (1-inch rise metal), roof drains, and scuppers from a distance of up to two feet from edge or drain outlet. Polyurethane foam may be applied to greater thickness than 1/2-inch per lift if all other requirements and conditions are met. The maximum polyurethane foam thickness shall not exceed 4-inches. Low areas over 100 sq. ft. in size and greater than 1/2-inch deep shall be filled with foam to match the surrounding grade and prior to the application of the specified thickness of foam. All parapet walls and duct work shall receive a minimum of 1-inch of foam and the specified protective coating.

**Note: Freshly sprayed foam shall be allowed to set for 15 minutes before being walked upon.**

- D. Only as much area as can be brought to final thickness should be attempted in a day. Phasing of the foam is strictly forbidden. (Phasing is foam application on one day and coming back the next day or thereafter and applying another layer of foam. This procedure may lead to the development of blisters in time). If additional foam must be added after the 24 hour period, the existing foam **must be primed** (see para. 2.01). a minimum of 1/2 inch of foam in a single pass shall be applied.
- E. The foam shall be free from bumps, pinholes and ridges. The surface shall exhibit a smooth or "orange peel" surface texture. "Popcorn" or "tree bark" surfaces shall be deemed unacceptable.
- F. At the internal drain openings, grind the foam to a smooth slope for ease of water entry. New metal leaf catchers shall be provided if the original catchers are missing.
- G. The foam thickness shall be checked at a minimum of every 500 square feet prior to coating application.
- H. If "slip-sheets" are needed to waterproof under piping or other obstructions the following method shall be used. The specified foam thickness shall be applied to 1/4 inch DensDeck and positioned under the obstruction. Full edge attachment shall be accomplished using screws and 2 inch plates, 9 inches on center with screw length sufficient to penetrate the roof deck (**NOTE:** Leave a 4 inch gap between the end of the sheets, do not "butt-joint." Foam a "tie-in" in the gap and trim the excess foam). If the roof deck is concrete then "Tub-Loc", "Zonotite", or "Rawl Spike" fasteners shall be used. Foam shall be applied to the edges of the slip sheet and adjoining roof area and the "tie-in" ground smooth if the profile is irregular.

**3.07 APPLICATION OF FLUID APPLIED PROTECTIVE COATING****A. General**

1. Sprayed polyurethane foam must be protected from ultraviolet light in order to avoid degradation of the polymer. Coating also protects the foam from liquid, water and adverse weather conditions. Coating must be specifically formulated for use over polyurethane roofing foam.
2. Elastomeric coating shall be applied in a picture frame fashion and back-rolled at the roof perimeter. The coating shall be applied **1.5 X** the specified thickness and finished with a “**HEAVY APPLICATION**” of roofing granules. This procedure shall ensure proper sealing of these critical areas.
3. Other areas where the foam has been ground shall also be back rolled and coated to **1.5 X** the specified thickness of elastomer.

**B. Spray Applications - Fluid Applied Elastomeric Coating:****Base coat and mid coat only**

Acrylic Elastomer roof coating: The elastomeric coating shall be an acrylic elastomer coating using the Rohm and Haas EC Resins. This product shall meet or exceed the following physical properties:

Solids content (by volume)	50% min.
Elongation	300% min.
Tensile Strength	280 psi min.
Ultra Violet Exposure in Atlas	no cracking, checking, or fading -
Weatherometer	8000 hours
Roof Deck Classification ASTM E-108 (UL 790)	
Existing BUR combustible deck	Class B

The acrylic protective coating shall be based solely on 100 percent Rohm and Haas Rhoplex EC 1791 resins and formulation. No other blend or substitute of this formulation will be accepted. Bidder must provide written certification from the manufacturer of the coating materials that the coating offered meets these requirements. Failure to meet this requirement shall render the bid as non-responsive.

Thickness: The minimum dry mil thickness of the base and mid coating shall be 22-24 dry mils. The coating shall be applied in two (2) uniform passes. The base coat and the mid coat shall be of contrasting colors to assure uniformity of coverage. (Base coat 11-12 mils, intermediate coat 11-12 mils with a minimum of 40 lbs of roofing granules embedded into the wet coating.)

Plasticized acrylics, vinyls, EVAs, terpolymers, PVA coatings, single component urethanes, and catalyzed urethanes shall not be considered.

**Top Coat - High tensile strength acrylic elastomer Lock**

Acrylic elastomer Lock-Coat material: The elastomeric coating shall be an acrylic elastomer coating using the Rohm and Haas EC 2885 resins. The top coating shall be compliment with the EPA Energy Star Program.

This product shall meet or exceed the following physical properties:

Solids content (by volume)	55% - 60%
Elongation	450% min
Tensile strength	500 psi min
Ultra Violet Exposure in Atlas Weatherometer	no cracking, checking, or fading - 8000 hours
Roof Deck Classification ASTM E-108 (UL 790)	
Existing Bur combustible deck	Class B

The lock-coat shall be applied at a minimum rate of two (2) gallons per 100 sq. ft. to a minimum dry film thickness of 15 mils. There shall not be any voids, exposed granules, or base coat showing; 100% encapsulation of granules is required. A total coating thickness of 37-40 mils shall be achieved.

Plasticized acrylics, vinyls, EVA, terpolymers, PVA coatings, single component urethanes and catalyzed urethanes shall not be considered.

**The specified thickness of coating shall be verified using an optical comparator.**

C. Granules

1. Remove all loose granules after the roof coating has cured to prevent them from washing into gutters or onto the ground.

D. Walkways

1. Areas approximately 4 feet wide around equipment installations, designated walkways, roof top landings (may be wider than 4 feet), hatchways and at the bottom of equipment wells shall receive the following treatment.
2. After the initial granule finish has completely cured, remove all loose granules and apply an additional 2.0 gallons per 100 square feet of protective top coating and embed 40 to 50 lbs. per 100 square feet of ceramic granules into the wet coating. Walkway granules shall be a contrasting color (White, Gray or Tan) to those used to finish the roof field.

**E. Double Granules (Optional): HVAC Roof Area**

1. Apply 1 1/2 gallon per 100 square feet of base coat, gray in color. After the base coat has cured, apply an intermediate coat (of contrasting color) at 1 1/2 gallons per 100 square feet of coating and broadcast 30 lbs. per 100 square feet of 3M ceramic granules into the wet coating.
2. After the coating has cured, remove all loose granules and apply 2 gallons per 100 square feet of White Permax-108 top coating and broadcast 50 lbs. per 100 square feet of RTC WHITE granules into the wet coating.

END OF SECTION  
12/17/2014

## CAULKINGS AND SEALANTS

DIVISIONS 00 AND 01 ARE A PART OF THIS SECTION

### PART 1 GENERAL

#### 1.01 SCOPE OF WORK

- a. The work of this Section includes caulking and sealing all joints where shown on the drawings and elsewhere as required to provide a positive barrier against passage of moisture.
- b. Related work described elsewhere: Adhere strictly to the caulking and sealant details shown on the drawings.

#### 1.02 WORK INCLUDED (But not limited to the following):

- a. Caulking as specified hereafter except for those items specifically mentioned under another section.
- b. Caulking of all exterior cracks, and joints in, metal, flashing, to provide a watertight and weatherproof seal.
- c. Polyurethane sealants in conjunction with expansion joints.
- d. Joint filler material.
- e. Backing rod materials.
- f. Surface preparation and priming.
- g. Mixing.
- h. Application and curing.

#### 1.03 RELATED WORK

- a. Flashing and Sheet Metal:

#### 1.04 REFERENCES

- a. ASTM C-920: Recommended Practices for Use of Elastomeric Joint Sealants.
- b. ASTM C-804: Recommended Practice for Use of Solvent-Release Type Sealants.
- c. ASTM D-1056: Flexible Cellular Materials - Sponge or Expanded Rubber.
- d. ASTM D-1565: Flexible Cellular Materials - Vinyl Chloride Polymers and Copolymers (Open Cell Foam).
- e. FS TT-S-227: Sealing Compounds, Polyurethane Base, Multi Component, Chemically Curing.
- f. FS TT-S-230: Sealing compounds synthetic - rubber base, single component, chemically curing.

#### 1.05 GUARANTEE

Contractor shall guarantee to maintain all caulking in a watertight condition for a period of two (2) years and remove and replace sealants, which fail due to a loss of adhesion or cohesion or incomplete cure, bubbling, etc.

#### 1.06 SUBMITTALS

- a. **Manufacturer's Data:** Submit the following for review by the Architect, per Section 01301:
  - 1. A complete materials list showing all items proposed to be furnished and installed under this Section.
  - 2. Sufficient data to demonstrate that all such materials meet or exceed the specified requirements.
  - 3. Specifications, installation instructions, and general recommendations from the materials manufacturers showing procedures under which it is proposed that the materials will be installed.

**1.07 PRODUCT HANDLING**

- a. **Delivery and Storage:** Deliver all materials of this Section to the job site in the original unopened containers with all labels intact and legible at time of use. Store only under conditions recommended by the manufacturers. Do not retain on the job site any material, which has exceeded the shelf life recommended by its manufacturer.
- b. **Protection:** Use all means necessary to protect the materials of this section before, during, and after installation and to protect the work and materials of all other trades.
- c. **Replacements:** In the event of damage, immediately make all repairs and replacements necessary to the satisfaction of the Architect and at no additional cost to the Owner.

**PART 2 PRODUCTS**

**2.01 ACCEPTABLE MANUFACTURERS**

- a. Sika Corporation
- b. Tremco Commercial Sealants
- c. BASF Corporation
- d. Georgia Pacific Company
- e. P.P.G. Industries
- f. Approved Equals

**2.02 SEALANTS**

- a. Provide the following materials manufactured by Products Research & Chemical Corporation, or equals approved by the Architect, where indicated and where otherwise required for a complete and proper installation:

	<u>Material</u>	<u>Location of Use</u>
1.	Sikaflex 150 Vulkem Dymonic 100 Masterseal NP 100	Throughout the Work, except where other sealant is specified, where anticipated joint movement will be 50% or less;
2.	Sikaflex 1a Vulkem 116 Masterseal NP 1	Throughout the Work, except where other sealant is specified, where anticipated joint movement will be 25% or less;
3.	Sikaflex 2cSL Sonneborne MP2 Vulkem 445 SSL Masterseal SL1/2	Horizontal joints exposed to pedestrian and vehicular traffic, and all joints subject to immersion

4. Sikaflex 150                      Vertical and horizontal joints subject to extreme movement;  
Masterseal NP100  
Spectrem 800
  
5. Gyproc 90 Fire Halt        Pipes and conduits penetrating fire separations;  
PR-812 Firewall sealant
  
6. Polyethylene backer rod where required to prevent 3-point adhesion.
  - a.        For other services, provide products especially formulated for the proposed use and approved by the Architect.
  - b.        Colors:
    1.        Colors for each sealant installation will be selected by the Architect from standard colors normally available from the specified manufacturer.
    2.        Should such standard color not be available from the approved manufacturer except at additional charge, provide such colors at no additional cost to the Owner.
    3.        In concealed installations, and in partially or fully exposed installations where so approved by the Architect, use standard gray or black sealant.

**2.03 PRIMERS**

Use only those primers, which have been tested for durability on the surfaces to be sealed and are specifically recommended for this installation by the manufacturer of the sealant used.

**2.04        BACKUP MATERIALS**

Use only those backup materials which are specifically recommended for this installation by the manufacturer of the sealant used, and which are nonabsorbent and nonstaining.

**2.05 BOND PREVENTIVE MATERIALS**

Use only one of the following as best suited for the application and as recommended by the manufacturer of the sealant used.

- a.        Polyethylene tape, pressure sensitive adhesive, with the adhesive required only to hold tape to the construction materials as indicated.
- b.        Aluminum foil conforming to MIL-SPEC-MIL-A-148E.
- c.        Wax paper conforming to Fed. Spec. UU-P-270.

**2.06 MASKING TAPE**

For masking around joints, provide masking tape conforming to Fed. Spec. UU-T-106c.

**2.07 OTHER MATERIALS**

All other materials, not specifically described, but required for complete and proper caulking and installation of sealants, shall be first quality of their respective kinds, new, and as selected by the Contractor subject to the review by the Architect.



**PART 3 EXECUTION****3.01 INSPECTION**

Examine the areas and conditions under which work of this section will be performed. Correct conditions detrimental to the proper and timely completion of the work. Do not proceed until unsatisfactory conditions have been corrected.

**3.02 QUALITY ASSURANCE**

- a. **Qualifications of Manufacturers:** Products used in the work of this section shall be produced by manufacturers regularly engaged in manufacture of similar items with a history of successful production acceptable to the Architect.
- b. **Qualifications of Installers:**
  - 1. Proper caulking and proper installation of sealants require that installers be thoroughly trained and experienced in the necessary skills and thoroughly familiar with the specified requirements.
  - 2. For caulking and installation of sealants throughout the work, use only personnel who have been specifically trained in such procedures and who are completely familiar with the joint details shown on the drawings and the installation requirements called for in this section.

**3.03 PRODUCT HANDLING**

- a. **Delivery and Storage:** Deliver all materials of this section to the job site in the original unopened containers with all labels intact and legible at time of use. Store only under conditions recommended by the manufacturers. Do not retain on the job site any material, which has exceeded the shelf life recommended by its manufacturer.
- b. **Protection:** Use all means necessary to protect the materials of this section before, during, and after installation and to protect the work and materials of all other trades.
- c. **Replacements:** In the event of damage, immediately make all repairs and replacements necessary to the satisfaction of the Architect and at no additional cost to the Owner.

**3.04 PREPARATION**

- a. All surfaces in contact with sealant shall be dry, sound, and well brushed and wiped free from dust.
- b. Use solvent to remove oil and grease, wiping the surfaces with clean rags.
- c. Where surfaces have been treated, remove the surface treatment by sandblasting or wire brushing
- d. Remove all laitance and mortar from joint cavities.
- e. Where joint filler is required, insert the approved backup material in the joint cavity to the depth required to provide required width/depth ratio.

**3.05 INSTALLATION OF BACKUP MATERIAL**

Use only joint filler material recommended by the manufacturer of the sealant and reviewed by the Architect for the particular installation, compressing the backup material

25% to 50% to secure a positive and secure fit. When using backup of tube or rod stock, avoid lengthwise stretching of the material. Do not twist or braid hose or rod backup stock. Use semi rigid filler material with minimum shore hardness of at least 80 for control joint filler, type.

### 3.06 PRIMING

Use only the primer recommended by the manufacturer of the sealant and reviewed by the Architect for the particular installation. Apply the primer in strict accordance with the manufacturer's recommendations as reviewed by the Architect.

### 3.07 BOND BREAKER INSTALLATION

Install a bond breaker where recommended by the manufacturer of the sealant and where directed by the Architect, adhering strictly to the installation recommendations as reviewed by the Architect.

### 3.08 INSTALLATION OF SEALANTS

- a. Prior to start of installation in each joint, verify the joint type and verify that the required proportion of width of joint to depth of joint has been secured.
- b. Equipment: Apply sealant under pressure with hand or power-actuated gun or other appropriate means. Guns shall have nozzle of proper size and shall provide sufficient pressure to completely fill joints as designed.
- c. Masking: Thoroughly and completely mask all joints where the appearance of sealant on adjacent surfaces would be objectionable.
- d. Installation of Sealant: Install the sealant in strict accordance with the manufacturer's recommendations as reviewed by the Architect, thoroughly filling all joints to the recommended depth, typically flush with surface.
- e. Tooling: Tool all joints to the profile shown or as directed by Architect.
- f. Cleaning Up:
  1. Remove masking tape immediately after joints have been tooled.
  2. Clean adjacent surfaces free from sealant as the installation progresses. Use solvent or cleaning agent as recommended by the sealant manufacturer.
- g. Provide temporary protection/cover for caulking/sealant as required to prevent debris from becoming fouled in material.

END OF SECTION  
06/27/2012

**METAL DOORS AND FRAMES**

DIVISIONS 00 & 01 ARE A PART OF THIS SECTION

**PART 1 - GENERAL**

## 1.01 SCOPE OF WORK

The work of this Section shall include all labor, material, and appliances required to complete the metal door and framework indicated on the drawings and specified hereunder .

## 1.02 WORK INCLUDED

1. Hollow Metal Frames.
2. Hollow Metal Doors.
3. Hollow Metal Window Frames.

## 1.03 RELATED SECTIONS

1. Section 08 02 00 - Wood Doors
2. Section 08 71 00 - Finish Hardware.
3. Section 08 81 00 - Glazing.
4. Section 09 91 00 - Painting.

## 1.04 REFERENCES:

- A. ASTM E152, Fire Tests of Door Assemblies.
- B. ASTM A525, specification for Steel Sheet, Zinc Coated.
- C. ANSI/SDI 100, Recommended Specifications for Standard Steel Doors and Frames.
- D. ANSI/SDI 119, Performance test Procedures for Steel Door Frames and Anchors.
- E. NFPA 80, Standard for Fire Doors and Windows.
- F. NFPA 101, Life Safety Code.
- G. ANSI A151.1, Test Procedure, and Acceptance Criteria for Physical Endurance, Steel Doors, and Frames.
- H. ANSI A224.1, Test Procedure and Acceptance Criteria for Prime Painted Steel Surfaces for Steel Doors and Frames.
- I. SDI 107, Hardware on Steel Doors, Reinforcement Application.
- J. Applicable model building code.
- K. California Title 24.
- L. L/L IOC Standard for positive pressure fire test.
- M. UBC 7-4, Fire Tests of Window Assemblies.

## 1.05 SUBSTITUTIONS &amp; SUBMITTALS:

- A. Shop Drawings: Submit six copies. Indicate door and frame elevations, sections, materials, gauges, finish, fabrication/erection details, locations of hardware and vision lites and louvers.
- B. Certification of Compliance: Provide letter of certification that all materials comply with these Specifications.

- C. Samples: Submit as requested by Architect. Samples shall be returned after review.
- D. Substitutions: Make substitution requests in accordance with Article 19, Section 10. Architect reserves the right to access an hourly fee to review and evaluate substitutions.

1.06 QUALITY ASSURANCE:

- A. Steel Door and Frame Supplier: direct factory supplier who employs a Certified Door Consultant (CDC) or person with equivalent experience, available at reasonable times during course of Work, for consultation to Owner, Architect, and Contractor.
- B. Label Construction: A physical label or approved marking shall be affixed to the fire door or fire door frame at an authorized facility as evidence of compliance with procedures of the labeling agency.

1.07 DELIVERY, STORAGE, AND HANDLING:

- A. Delivery: coordinate delivery to the appropriate locations (shop or field) for installation.
- B. Storage of Doors: Doors shall be stored in an upright position under cover. Place the units on at least 4" (101.6 mm) wood sills on floors in a manner that will prevent rust and damage. Do not use non-vented plastic or canvas shelters, which create a humidity chamber and promote rusting. If the corrugated wrapper on the door becomes wet, or moisture appears, remove the wrapper immediately. Provide a 1/4" (6.35 mm) space between the doors to promote air circulation.
- C. Storage of Frames: Frames shall be stored under cover on 4" (101.6 mm) wood sills on floors in a manner that will prevent rust and damage. Do not use non-vented plastic or canvas shelters, which create a humidity chamber and promote rusting. Assembled frames shall be stored in a vertical position, five units maximum in a stack. Provide a 1/4" (6.35 mm) space between frames to promote air circulation.
- D. Inspect delivered items for damage. Minor damage may be repaired provided repaired items are equal to new Work and accepted by the Architect. Provide new items when directed. Comply with VOC regulations when repairing damage.

1.08 SEQUENCING AND SCHEDULING

- A. Deliver doors and frames to the jobsite in a timely manner so not to delay progress of other trades.
- B. Issue purchase orders to suppliers so as not to interfere with normal quoted delivery times.

- 1.09 WARRANTY
  - A. Steel doors and frames supplied with a one (1) year warranty against defects in materials and workmanship.

- 1.10 ENVIRONMENTAL
  - A. Packaging and Disposal: package in biodegradable packs, paper, or cardboard boxes. Dispose of non-biodegradable packs, plastic, styrofoam, polystyrene, and polyurethane to a licensed or authorized collector for proper disposal. Comply with the applicable standards and laws for VOC.

**PART 2 - PRODUCTS**

- 2.01 ACCEPTABLE MANUFACTURERS
  - A. Steelcraft Manufacturing Co., Cincinnati, Ohio
  - B. Ceco Corp., Oakbrook, Illinois
  - C. Or Approved Equal

- 2.02 MATERIALS:
  - A. Steel requirements: doors and frames manufactured of commercial quality, stretcher leveled flatness, cold rolled steel per ASTM A366 and A568 general requirements. Galvanized doors and frames to A60 minimum coating weight. Internal reinforcing may be manufactured of hot rolled pickled and oiled steel per ASTM A569.
  - B. Coating Materials:
    - 1. Primer: Manufacturer's standard rust inhibiting primer to ANSI A224.1.
  - C. Core Materials
    - 1. Doors: non-toxic honeycomb, manufactured of hot rolled, pickled and oiled steel per ASTM A569.
    - 2. Fire labeled doors with temperature rise rating: mineral fiber core, temperature rating per code.
  - D. Glass Light Frames: flush with door face, fabricated of 18 ga. steel.

- 2.03 FABRICATION
  - A. Doors
    - 1. Classification: SDI 100.

GRADE	MODEL	GAUGE	DESCRIPTION	CYCLES
III	1	16	Extra Heavy Duty, Full Flush	1,000,000

- 2. Vertical lock edges:
  - (1) Beveled 1/8 inch in 2 inches.
  - (2) Manufacturers standard interlocking and glued edge.
- 3. Top and bottom channels:
  - (1) Not less than 16 gauge, flush or inverted.
  - (2) Welded to the face sheets.

- (3) Exterior doors: flush steel top channel. Seal top channel.
- 4. Astragals: flat security type or Z type per details.

B. Frames

- 1. Construction:
  - (1) 16 gauge cold rolled steel.
- 2. Corner Construction: face weld, grind smooth and re-prime.
- 3. Provide temporary shipping spreaders to help protect frames from damage during transit and handling. Remove spreaders prior to setting frame.

C. Frame Anchors

- 1. Attachment to Masonry Construction:
  - (1) Galvanized
  - (2) Adjustable, flat, corrugated or perforated T shaped with leg not less than 2 inches wide by 10 inches long, or wire type, not less than 3/16 inches in diameter.
- 2. Attachment to Drywall Construction:
  - (1) Steel or Wood Stud type to accommodate frame jamb depth and face dimension on welded or standard knock-down type frame.
- 3. Provide one anchor for every 30 inches of jamb or fraction thereof.
- 4. Floor Anchor: angle clip type.
  - (1) 16 Gauge.
  - (2) Two fasteners per jamb.
  - (3) Weld to bottom of each jamb.
- 5. Existing Masonry or Concrete
  - (1) 3/8 inch countersunk flat head bolt and expansion shields.
  - (2) Locate 6 inches from top and bottom and maximum 24 inches on center.
  - (3) Weld pipe spacers or other type of spacers, per manufacturers standard design, in back of frame soffit.

D. Preparation for Hardware

- 1. Reinforce per SDI 107.
- 2. Lock and Closer reinforcement: box type.
- 3. Door Hinge reinforcement: 7 gauge or equivalent, manufacturer's standard.
- 4. Punch strike jambs to receive three silencers; double leaf frames to receive manufacturer's standard preparation.
- 5. Hardware locations per "Recommended Locations for Builders' Hardware for Standard Steel Doors and Frames".
- 6. Provide welded in place guards for all hardware cutouts in frame.

### PART 3 EXECUTION

#### 3.01 SETTING FRAMES

- A. Set frames in accordance with SDI 105.

- B. Set welded frames in place prior to construction of adjacent partition work. Properly brace frame until permanent anchors are set.

3.02 DOOR INSTALLATION

- A. Clearances:
  - 1. Per SDI and NFPA 80.

3.03 ADJUSTMENT AND CLEANING

- A. Remove dirt and excess sealants, mortar, or glazing compounds from exposed surfaces.
- B. Adjust moving parts for smooth operation. Use shims as required.
- C. Fill dents, holes, etc. with metal filler and sand smooth and flush with adjacent surfaces. Paint to match adjacent surface.

**END OF SECTION**

10/31/2016

**WOOD DOORS**

DIVISIONS 00 AND 01 ARE A PART OF THIS SECTION

**PART 1 GENERAL**

1.01 SCOPE OF WORK

- a. The work of this Section shall include all labor, material, equipment, and appliances required to complete all the wood door work shown on the drawings and specified hereunder.

1.02 WORK INCLUDED

- a. Provide all wood doors, including labeled fire doors.
- b. Provide and install all glass and glazing of light openings in wood doors.
- c. Provide and install all metal or wood louvers in wood doors.

1.03 RELATED WORK

- a. Finish hardware is specified in, Section 08 71 00.
- b. Installation of finish hardware and hanging of doors is specified in, Section 06 10 00.
- c. Painting of doors is specified in, Section 09 91 00.

1.04 SUBSTITUTIONS

See Article 19, Section 10 of these Specifications.

1.05 SHOP DRAWINGS/SUBMITTALS

Blueprints of shop drawings shall be submitted to the Architect for approval per Sections 10, Article 14, and 01 33 00 prior to fabrication.

**PART 2 PRODUCTS**

2.01 APPROVED MANUFACTURERS

- a. Marshfield Door Systems, Inc. formerly the Door Division of Weyerhaeuser
- b. VT. Industries
- c. Vancouver Door
- d. Graham
- e. Or approved equal

2.02 MATERIALS

- a. Wood doors:
  - 1. Interior: (Refer to Door Schedule, for door sizes and type designations. 3'.0" x 7'.0" min. size unless noted otherwise.)



- (a) Solid Core Door: Shall be Marshfield Door System formerly the Door Division of Weyerhaeuser, flush, particle board core, premier architectural door conforming to NWWDA Industry Standards I.S. 1 Series, AWI Quality Standards for type PC-5 and WIC Section 20 Doors, or an approved equal door. Door shall be model #DPC-1, 1-3/4" thick, with a plain sliced, AWI Grade-I, facing veneer of book-matched white birch.
  - (b) Fire Door: Shall be Marshfield Door Systems, Inc. formerly the Door Division of Weyerhaeuser mineral core, architectural fire doors conforming to VBC7-2 and VC10. Flush door with plain sliced, AWI grade-I, facing veneer of book-matched white birch. Door shall bear the U.L. or Warnock Hersey label designating the fire rating. Edge Construction to be solid wood veneer face edge.
  - (c) Hollow Core Door: Shall be Marshfield Door Systems, Inc. formerly the Door Division of Weyerhaeuser Marshfield, flush, honey-comb core, premier architectural door, conforming to NWWDA Industry Standards I.S. 1 Series, AWI Quality Standards for Type IHC and WIC Section 20-Doors, or an approved equal door. Door shall be Model #DHC-1, 1-3/4" thick, flush door with plain-sliced, AWI Grade-1 facing veneer of book-matched white birch.
  - (d) Finishing: Refer to Finish Schedule on Architectural Drawings. When doors are to have natural (glazed) or stained finish they shall be finished with, color as selected by Architect under Specification Section 09 91 00, Painting. When doors are to have a painted finish, door-facing veneer shall be AWI Grade III in lieu of Grade I, see section 09900.
  - (e) Guarantee: (Life of original installation for solid core interior doors, 5 yrs. for interior hollow core doors). The door manufacturer will repair, replace, or make a fair allowance for above listed premium quality door that fails to perform in accordance with this guarantee. It will pay reasonable costs of field finishing and installation of the replacement, except when defects should have been apparent upon reasonable inspection prior to working, finishing, or installation.
2. Exterior:
- (a) Solid Core Door: Shall be Doorcraft 'Weatherbeater', 1-3/4" thick, flush, particle board core door, conforming to Industry Standards I.S 1-87 and NWWDA requirements. Door shall have Type I, 1/8" hardwood face veneer fused with a resin-impregnated fiber sheet embossed with a natural oak texture. Door top and bottom shall have an aluminum flashing.
  - (b) Fire Door: Shall be Doorcraft 'Weatherbeater', 1-3/4" thick, flush, mineral core fire door conforming to AWI Quality Standards for FD 1-1/2, FDI and FD 3/4 and WIC Section 20-Doors. Doors shall be 90, 60 or 45 min. rated, see Door Schedule. Door shall bear U.L. or Warnock Hersey label designating fire rating. Door top and bottom shall have an aluminum flashing.
  - (c) Guarantee: (unrated doors) Shall be 25 yr. limited warranty against warping, checking, or delamination. The door manufacturer will repair, replace, or make a fair allowance for the above listed door that fails to perform in accordance with this guarantee. It will pay reasonable costs of field finishing and installation of this replacement, except when defects should have been apparent upon reasonable inspection prior to finishing or installation.
- b. Light Openings:

1. Metal Stopped: All light openings in rated wood doors shall be factory cut and shall be factory supplied with steel stops as per Marshfield Door Systems, Inc. formerly the Door Division of Weyerhaeuser's #109 Beveled Frame or Air Louvers Inc. #VLF-B1 or approved equal with thru-bolting as per the requirements of Underwriters Laboratories Inc. (U.L. rating). Door light opening shall not exceed 1,296 sq. in. for 45 and 20 min. doors, 100 sq. in. for 90 and 60 min. doors or be closer than 6" to door edge or morise cut-outs.
  2. Wood Stopped: All light openings in 20 min. or unrated wood doors shall be wood stopped as per Marshfield Door Systems, Inc. formerly the Door Division of Weyerhaeuser Standard Door Molding W-3 or W-3 20 min.
  3. Glass: All wood doors with light openings shall be glazed with 1/4" thick 'Misco' or 'Boroque', wire glass with parallel strand Type II U.L. approved, Class I mesh of woven stainless steel wire of 1/2" grid size, manufactured by Pilkington Glass Company or glazing may be 1/4" thick tempered, clear or tinted. Door lights shall be 1" thick dual glazed at exterior doors. Exterior door lights shall have aluminum sill flashing type. u.n.o.
- c. Door Louvers: All louvers in rated wood doors shall be Model 1900-A, prime coated, for 1-3/4" thick doors as manufactured by Air Louvers or approved equal. Opening sizes shall not exceed the maximum allowable for the U.L. rating of the door. All louvers in non-rated wood doors shall be Model 1100-A, prime coated, for 1-3/4" thick doors as manufactured by Aire Louvers Inc. or approved equal.
- d. Intumescent seals: Furnish fire-labeled opening assemblies complete and in full compliance with UL10C/UBC-7-2. Furnish flush with door edge type intumescent seals, exposed at top rails and veneer covered at stiles. Surface applied adhesive seals will not be accepted. Use alternative door core materials as needed to allow use of flush with door edge type seals. Coordinate frame fabrication to allow use of kerfed in frame type seals options.

### **PART 3 EXECUTION**

#### **3.01 MANUFACTURER'S SPECIFICATION**

- a. All materials shall be applied in accordance with the manufacturer's printed directions.
- b. Doors and frames shall be installed in accordance with W.I.C. "Manual of Millwork", Section 26 and W.I.C. Technical Bulletin 420R, conforming to requirements of fit tolerances, and be adjusted for smooth and balanced movement, see Section 06 10 00.

#### **3.02 PROTECTION**

The Contractor shall cover all his work as necessary to protect from damage until completion and acceptance of building.

END OF SECTION  
03/05/2008

**ALUMINUM ENTRANCES AND STOREFRONTS**

DIVISIONS 00 AND 01 ARE A PART OF THIS SECTION

**PART 1 GENERAL**

1.01 SCOPE OF WORK

All labor, materials, tools, equipment, facilities, transportation and services necessary for and reasonably incidental to furnishing, fabrication, delivery and installation of storefront entrance doors and window units as shown and noted on drawings, and as specified herein.

1.02 WORK INCLUDED (But not limited to the following):

- a. Provide aluminum tubes, channels, plates, reinforcing and fasteners for storefront work and entrance doors.
- b. Provide and install aluminum storefront sections.
- c. Provide and install aluminum tube column covers.
- d. Provide and install storefront entrance doors, including hardware specified in this Section.
- e. All caulking work required in this Section in accordance with Section 07 91 00.

1.03 RELATED WORK

- a. All glass and glazing is specified in Section 08 81 00.
- b. Structural supports and framing are specified in Section 06 10 00.
- c. Section 08 71 00 Hardware supplier shall coordinate with storefront manufacturer.
- d. Contract Closeout per Specification Section 10, Article 54.

1.04 SUBSTITUTIONS

See Div. 00, Section 10, Article 19 of these Specifications.

1.05 SHOP DRAWINGS

- a. Submit drawings of installation details for wall and entrance units to Architect for approval as specified in Section 10, Article 14 and 01 33 00. Submittals shall include Structural Calculations by a licensed California Engineer for all components and connections required.

- b. Installation of aluminum entrances and storefronts shall not be started until detailed plans and specifications are approved by the Division of the State Architect.

#### 1.06 PROTECTION

All exposed surfaces of aluminum shall be protected until final acceptance of the work in a manner sufficient to prevent damage or discoloration. Any work damaged or discolored in any way before final acceptance of the work shall be replaced without additional cost to the Owner.

#### 1.07 SHOP PAINTING

All ferrous metal work shall be given a coat of Rust-Oleum #1386 gray primer.

#### 1.08 REPLACEMENTS AND CLEANING

At completion of work, all glass, and aluminum, work shall be free from cracks, scratches, and other defects. Any defective work that may appear before acceptance, or within one year warranty period that is a direct result of manufacturing, transporting or performance of this Contractor, shall be removed and replaced with new work without cost to Owner. Remove from site all boxes, crates, containers and other debris used for this work.

### PART 2 PRODUCTS

#### 2.01 APPROVED MANUFACTURERS/SYSTEMS

- a. Kawneer Company Inc. - TRIFAB V.G. 451 - Center Set-Inside Glazing
- b. U.S. Aluminum Corp. - IT451
- b. Approved equal

#### 2.02 MATERIALS

- a. Storefront Window Units:
  - (1) Work Required: Storefront material shall be as detailed on the drawings and the glazing contractor shall furnish all necessary material, labor and equipment for the complete installation of storefront division and corner bar; sill and jamb trim; bulkheads; aluminum frame sections and doors.
  - (2) Materials: Storefront sections shall be Kawneer TRIFAB V.G. 451 (4 1/2" x 2"), extruded of 6063-T5 aluminum alloy and temper, per ASTM B-221-88. Formed sections (break metal) where indicated shall be .050" aluminum alloy of shape as shown on the drawings. Fasteners, where exposed, shall be stainless steel or zinc plated steel, per ASTM A-164-88. Perimeter anchors shall be coated steel sheet metal screws, #12x2-1/2" at 16" o.c. max. Glazing gaskets shall be elastomeric extrusions. Single acting entrance frame weathering shall be a non-porous, polymeric material.

- (3) Finish: All exposed framing surfaces shall be free of scratches and other serious blemishes. Aluminum extrusions shall be given a caustic etch followed by an anodic oxide treatment to obtain a Class I color anodic coating conforming to Aluminum Association's Standard #AA-M12-C22-A42/44, Kawneer's #40 Dark Bronze.
- b. Entrance Doors: Shall be Series #500 wide stile doors as manufactured by Kawneer Co., Inc.
- (1) Sections: Shall be extruded 6063-T5 aluminum alloy and temper, per ASTM B-221-88. Major tubular portions of door stiles and rails shall not be less than .125" in thickness and glazing moldings not less than .050" in thickness.
- (2) Workmanship: Entrance units shall be complete factory assemblies including specified hardware. Corners of doors shall be accurately joined and fitted with a flush hairline joint. Door corner shall consist of mechanical clip fastening, sigma deep penetration and fillet welds. Glazing stops of doors shall be snap-in type without exposed screws with vinyl glazing gaskets. All cutouts, recesses, mortising or milling operations required for hardware shall be accurately made and reinforced with backing plates as required to insure adequate strength of the connections. Door sills shall be 10" high sheet aluminum kick plates edgemilled and interlocked at bottom tubing and upper rail.

### **PART 3 EXECUTION**

#### **3.01 FABRICATION AND INSTALLATION**

- a. Storefront and entrance unit construction assemblies are described in brief outline to indicate in addition to the drawings, the general design and details desired. Work of this section shall be done only by craftsmen regularly engaged in this type of work.
- b. Construction: All necessary methods of construction, parts, etc., required to cause work of this section to function as indicated shall be supplied and included though not shown on drawings or mentioned in these specifications, where such materials are clearly a part of this work.
- c. All welds: Shall be ground flush and smooth and shall be of same texture as adjoining metals before finish is to be applied.
- d. All setting: Shall be so designed to allow for natural expansion and contraction of glass and to counteract shocks and vibrations.
- e. Erection: All items shall be set in their correct locations as shown on the details; shall be set level, plumb, square, and at their proper elevations and in alignment with all work. All joints between metal and adjoining work shall be tightly caulked to prevent leakage. All metal shall be secured in place with fasteners as recommended by the manufacturer. At all points where moldings are joined, they should be accurately cut and neatly fitted to result in a tightly closed joint. After erection, the General Contractor shall adequately protect all exposed portions of the metal work from damage by grinding and polishing machines, plaster lime, acid, cement, paint or other harmful materials.
- f. Setting blocks and spacer shims: Shall be fabricated from neoprene or treated hardwood. Shape to the required sizes and thickness. Material used for blocks

and spacers must be compatible with type of compounds and sealants used and shall not cause staining or discoloration of the sealant or the frame. Shore durometer hardness for setting block and shim material shall be 70 to 90 points for setting blocks and 40 to 50 points for spacer shims, unless otherwise recommended by compound or sealant manufacturer.

- g. Preparation of Glass and Rabbets: Clean the sealing surfaces at perimeter of glass and sealing surfaces of storefront. Use only the approved solvents and cleaning agents recommended by the compound manufacturer.
- h. Positioning Glass: Center in glazing rabbet to maintain specified clearances at perimeter on all four sides. Maintain centered position of glass in rabbet and provide the required sealer thickness (1/8" minimum) on both sides of glass. Whenever glass dimensions are larger than 50 inches, provide setting blocks at sill and spacer shims on all four sides; locate setting blocks one quarter way in from each end of glass.

### 3.02 CLEANING

The contractor shall be responsible for removal of protective materials and cleaning of the aluminum. All aluminum shall be thoroughly cleaned with plain water and soap. No abrasive or caustic agents shall be used.

END OF SECTION  
12/14/2022

**FINISH HARDWARE****PART 1 - GENERAL**

## 1.1 SUMMARY

## A. Section Includes:

1. Door Hardware.

## B. Related Sections:

1. Section 06 20 00 - Finish Carpentry: Finish Hardware Installation
2. Section 07 90 00 - Joint Sealers – exterior thresholds
3. Section 08 10 00 - Metal Doors and Frames
4. Section 08 20 00 - Wood Doors

## C. Specific Omissions: Hardware for the following is specified or indicated elsewhere.

1. Windows.
2. Cabinets, including open wall shelving and locks.
3. Signs, except where scheduled.
4. Toilet accessories, including grab bars.
5. Installation.
6. Rough hardware.
7. Access doors and panels, except cylinders where detailed.
8. Corner Guards.

## 1.2 REFERENCES:

Use date of standard in effect as of Bid date.

- A. American National Standards Institute – ANSI 156.18 – Materials and Finishes.
- B. BHMA – Builders Hardware Manufacturers Association
- C. DHI – Door and Hardware Institute
- D. NFPA – National Fire Protection Association
  1. NFPA 80 – Fire Doors and Windows
  2. NFPA 105 – Smoke and Draft Control Door Assemblies
  3. NFPA 252 – Fire Tests of Door Assemblies
- E. UL – Underwriters Laboratories

1. UL10C – Positive Pressure Fire Tests of Door Assemblies.
  2. UL 305 – Panic Hardware
- F. WHI – Warnock Hersey Incorporated
- G. State of California Building Code
- H. Local applicable codes
- I. SDI – Steel Door Institute
- J. WI – Woodwork Institute
- K. AWI – Architectural Woodwork Institute
- L. NAAMM – National Association of Architectural Metal Manufacturers

### 1.3 SUBMITTALS & SUBSTITUTIONS

- A. SUBMITTALS: Submit six copies of schedule per Section 01330. Only submittals printed one sided will be accepted and reviewed. Organize vertically formatted schedule into “Hardware Sets” with index of doors and headings, indicating complete designations of every item required for each door or opening. Include following information:
1. Type, style, function, size, quantity and finish of hardware items.
  2. Use BHMA Finish codes per ANSI A156.18.
  3. Name, part number and manufacturer of each item.
  4. Fastenings and other pertinent information.
  5. Description of door location using space names and numbers as published in the drawings.
  6. Explanation of abbreviations, symbols, and codes contained in schedule.
  7. Mounting locations for hardware.
  8. Door and frame sizes, handing, materials, fire-rating and degrees of swing.
  9. List of manufacturers used and their nearest representative with address and phone number.
  10. Catalog cuts.
  11. Manufacturer’s technical data and installation instructions for electronic hardware.
  12. Date of jobsite visit.
- B. Bid and submit manufacturer’s updated/improved item if scheduled item is discontinued.
- C. Deviations: Highlight, encircle or otherwise identify deviations from “Schedule of Finish Hardware” on submittal with notations clearly designating those portions as deviating from this section.



- D. If discrepancy between drawings and scheduled material in this section, bid the more expensive of the two choices, note the discrepancy in the submittal and request direction from Architect for resolution.
- E. Substitutions per Division 1. Include product data and indicate benefit to the Project. Furnish operating samples on request.
- F. Items listed with no substitute manufacturers have been requested by Owner to meet existing standard.
- G. Furnish as-built/as-installed schedule with closeout documents, including keying schedule, wiring diagrams, manufacturers' installation, adjustment and maintenance information, and supplier's final inspection report.

#### 1.4 QUALITY ASSURANCE:

- A. Qualifications:
- B. A recognized architectural door hardware supplier with warehousing facilities in the Project's vicinity that has a record of successful in-service performance for supplying door hardware that is similar in quantity, type, and quality to that specified for this Project, and who employs an experienced architectural hardware consultant who is available to Owner, Architect, and Contractor, at reasonable times during the course of the Work, for consultation.
  - a) Responsible for detailing, scheduling and ordering of finish hardware. Detailing implies that the submitted schedule of hardware is correct and complete for the intended function and performance of the openings.
- C. Hardware: Free of defects, blemishes and excessive play. Obtain each kind of hardware (latch and locksets, exit devices, hinges and closers) from one manufacturer.
- D. Exit Doors: Operable from inside with single motion without the use of a key or special knowledge or effort.
- E. Fire-Rated Openings: NFPA 80 compliant. Hardware UL10C (positive pressure) compliant for given type/size opening and degree of label. Provide proper latching hardware, non-flaming door closers, approved-bearing hinges, and resilient seals. Coordinate with wood door section for required intumescent seals. Furnish openings complete.
  - 1. Note: scheduled resilient seals may exceed selected door manufacturer's requirements.
  - 2. See 2.6.E for added information regarding resilient and intumescent seals.
- F. Furnish hardware items required to complete the work in accordance with specified performance level and design intent, complying with manufacturers' instructions.

#### 1.5 DELIVERY, STORAGE AND HANDLING:

- A. Delivery: coordinate delivery to appropriate locations (shop or field).

1. Permanent keys and cores: secured delivery direct to Owner's representative.
- B. Acceptance at Site: Items individually packaged in manufacturers' original containers, complete with proper fasteners and related pieces. Clearly mark packages to indicate contents, locations in hardware schedule and door numbers.
- C. Storage: Provide securely locked storage area for hardware, protect from moisture, sunlight, paint, chemicals, dust, excessive heat and cold, etc.

#### 1.6 PROJECT CONDITIONS AND COORDINATION:

- A. Where exact types of hardware specified are not adaptable to finished shape or size of members requiring hardware, provide suitable types having as nearly as practical the same operation and quality as type specified, subject to Architect's approval.
- B. Coordination: Coordinate hardware with other work. Furnish hardware items of proper design for use on doors and frames of the thickness, profile, swing, security and similar requirements indicated, as necessary for proper installation and function, regardless of omissions or conflicts in the information on the Contract Documents. Furnish related trades with the following information:
  1. Location of embedded and attached items to concrete.
  2. Location of wall-mounted hardware, including wall stops.
  3. Location of finish floor materials and floor-mounted hardware.
  4. Manufacturer templates to door and frame fabricators.
- C. Check Shop Drawings for doors and entrances to confirm that adequate provisions will be made for proper hardware installation. Do not order hardware until the submittal has been reviewed by the frame and door suppliers for compatibility with their products.
- D. Prior to submittal, carefully inspect existing conditions at each opening to verify finish hardware required to complete Work, including sizes, quantities, existing hardware scheduled for re-use, and sill condition material. If conflict or incompatibility between the specified/scheduled hardware and existing conditions, submit request for direction from Architect. Include date of jobsite visit in the submittal.
  1. Submittals prepared without thorough jobsite visit by qualified hardware expert will be rejected as non-compliant.

## 1.7 WARRANTY:

- A. Part of respective manufacturers' regular terms of sale. Provide manufacturers' written warranties:
- |    |                |             |
|----|----------------|-------------|
| 1. | Locksets:      | Three years |
| 2. | Exit Devices:  | Three years |
| 3. | Closers:       | Ten years   |
| 4. | Other Hardware | Two years   |

## 1.8 COMMISSIONING:

- A. Conduct these tests prior to request for certificate of substantial completion:
1. With installer present, test door hardware operation with climate control system and stairwell pressurization system both at rest and while in full operation.
  2. With installer, access control contractor and electrical contractor present, test electrical, electronic and electro-pneumatic hardware systems for satisfactory operation.
  3. With installer and electrical contractor present, test hardware interfaced with fire/life-safety system for proper operation and release.

## 1.9 REGULATORY REQUIREMENTS:

- A. Locate latching hardware between 34" to 44" above the finished floor, per California Building Code, Section 1010.1.9.2 and 11B-404.2.7.
- B. Handles, pull, latches, locks, other operating devices: readily openable without tight grasping, tight pinching, or twisting of the wrist to operate. California Building Code 1010.1.9.1 and 11B-309.4.
- C. Adjust doors to open with not more than 5.0 lbs pressure to open at exterior doors and 5.0 lbs at interior doors. As allowed per California Building Code, Section 11B-404.2.9, local authority may increase the allowable pressure for fire doors to achieve positive latching, but not to exceed 15 lbs.
- D. Adjust door closer sweep periods so that from an open position of 90 degrees, the door will take at least 5 seconds to move to a point 12 degrees from the latch, measured to the landing side of the door, per California Building Code Section 11B-404.2.8.1.
- E. Smooth surfaces at bottom 10" of push sides of doors, facilitating push-open with wheelchair footrests, per California Building Code Section 11B-404.2.10.
- F. Door opening clear width no less than 32", measured from face of frame stop, or edge of inactive leaf of pair of doors, to door face with door opened to 90 degrees. Hardware projection not a factor in clear width if located above 34" and the hardware projects no more than 4". California Building Code Section 11B-404.2.3, 11B-404.2.4, and 1010.1.1.

**SECTION 08 71 00**

- G. Door opening height shall not be less than 80 inches. Doors closers and door stops shall be permitted to be 78 inches minimum above the floor. California Building Code Section 11B-404.2.3 and 1010.1.1.1.
- H. Thresholds: floor or landing no more than 1/2" below the top of the threshold of the doorway. Change in level between 1/4" and 1/2": beveled to slope no greater than 1:2 (50 percent slope). California Building Code Section 11B-404.2.5.
- I. Floor stops: Do not locate in path of travel. Locate no more than 4" from walls..
- J. Pairs of doors: limit swing of one leaf to 90 degrees to protect persons reading wall-mounted tactile signage.
- K. New Buildings on a K-12 Public School campus shall be provided with locks which allow the doors to classrooms and any other room with an occupant load of five or more persons to be locked from the inside. Locks shall conform to the specification and requirements of Section 1010.1.11. Exceptions include doors that are normally locked from the outside, relocatable moved within the same campus, and reconstruction projects.

## PART 2 PRODUCTS

## 2.1 MANUFACTURERS:

- A. Listed acceptable alternate manufacturers: submit for review products with equivalent function and features of scheduled products.

ITEM:	MANUFACTURER:	ACCEPTABLE SUB:
Hinges	(IVE) Ives	Bommer
Key System	(YAL) Yale	District Standard
Locks	(YAL) Yale	District Standard
Electronic Locks	(SCE) Schlage Electronics	
Exit Devices	(YAL) Yale	District Standard
Closers	(NOR) Norton	District Standard
Silencers	(IVE) Ives	Trimco
Kickplates	(IVE) Ives	Trimco
Stops & Holders	(IVE) Ives	Trimco
Overhead Stops	(GLY) Glynn-Johnson	Rixson
Thresholds	(PEM) Pemko	Zero
Seals & Bottoms	(PEM) Pemko	Zero

## 2.2 HINGING METHODS:

- A. Drawings typically depict doors at 90 degrees, doors will actually swing to maximum allowable. Use wide-throw conventional or continuous hinges as needed up to 8 inches in width to allow door to stand parallel to wall for true 180-degree opening. Advise architect if 8-inch width is insufficient.
- B. Conform to manufacturer's published hinge selection standard for door dimensions, weight and frequency, and to hinge selection as scheduled. Where manufacturer's standard exceeds the scheduled product, furnish the heavier of the two choices, notify Architect of deviation from scheduled hardware.
- C. Conventional Hinges: Steel or stainless steel pins and concealed bearings. Hinge open widths minimum, but of sufficient throw to permit maximum door swing.
1. Outswinging exterior doors: non-ferrous with non-removable (NRP) pins and security studs.

2. Non-ferrous material exteriors and at doors subject to corrosive atmospheric conditions.

### 2.3 LOCKSETS, LATCHSETS:

- A. Extra Heavy Duty Cylindrical Locks and Latches: as scheduled.
  1. Chassis: cylindrical design, corrosion-resistant plated cold-rolled steel, through-bolted.
  2. Backset: 2-3/4" typically, more or less as needed to accommodate frame, door or other hardware.
  3. Lever Trim: accessible design, independent operation, spring-cage supported, minimum 2" clearance from lever mid-point to door face.
  4. Electric operation: Manufacturer-installed continuous duty solenoid.
  5. Strikes: 1 6 gage curved steel, bronze or brass with 1" deep box construction, lips of sufficient length to clear trim and protect clothing.
  6. Lock Series and Design: Yale 5400LN series, "AU" design.
  7. Certifications:
    - a) ANSI A156.2, 1994, Series 4000, Grade 1.
    - b) UL listed for A label and lesser class single doors up to 4ft x 8ft.
  8. Comply with CBC Section 11B-309.4.

### 2.4 EXIT DEVICES / PANIC HARDWARE

- A. General features:
  1. Push-through push-pad design.
  2. 0.75-inch throw deadlocking latchbolts.
  3. Non-handed basic device design with center case interchangeable with all functions, no extra parts required to effect change of function.
  4. Releasable in normal operation with 5-lb. maximum operating force per California State Fire Marshal Standard 12-10-3, and with 32 lb. maximum pressure under 250-lb. load to the door.
  5. Where devices span over door lite frame and the face of the selected lite manufacturer's frame is raised from the face of the door, furnish panic hardware manufacturer's fitted shims or glass-bead kits at no additional cost to the project.
  6. Comply with CBC Section 11B-309.4.

### 2.5 CLOSERS

- A. Surface Closers:
  1. Full rack-and-pinion type cylinder.

2. Non-sized, non-handed, and adjustable. Place closer inside building, stairs, and rooms.
3. Plates, brackets and special templating when needed for interface with particular header, door and wall conditions and neighboring hardware.
4. Adjustable to open with not more than 5.0lbs pressure to open at exterior doors and 5.0lbs at interior doors. As allowed per California Building Code, Section 11B-404.2.9, local authority may increase the allowable pressure for fire doors to achieve positive latching, but not to exceed 15lbs.
5. Separate adjusting valves for closing speed, latching speed and backcheck, fourth valve for delayed action where scheduled.
6. Exterior doors: seasonal adjustments not required for temperatures from 120 degrees F to -30 degrees F, furnish checking fluid data on request.
7. Non-flaming fluid, will not fuel door or floor covering fires.
8. Pressure Relief Valves (PRV) not permitted.

## 2.6 OTHER HARDWARE

- A. Overhead Stops: Non-plastic mechanisms and finished metal end caps. Field-changeable hold-open, friction and stop-only functions.
- B. Kick Plates: Four beveled edges, .050 inches minimum thickness, height and width as scheduled. Sheet-metal screws of bronze or stainless steel to match other hardware.
- C. Door Stops: Provide stops to protect walls, casework or other hardware.
  1. Unless otherwise noted in Hardware Sets, provide floor type with appropriate fasteners. Where floor type cannot be used, provide wall type. If neither can be used, provide overhead type.
  2. Locate overhead stops for maximum possible opening. Consult with Owner for furniture locations. Minimum: 90deg stop / 95deg deadstop. Note degree of opening in submittal.
- D. Seals: Finished to match adjacent frame color. Resilient seal material: polyurethane, polypropylene, nylon brush, silicone rubber or solid high-grade neoprene as scheduled. Do not furnish vinyl seal material. UL label applied to seals on rated doors. Substitute products: certify that the products equal or exceed specified material's thickness and durability.
  1. Proposed substitutions: submit for approval.
  2. Solid neoprene: MIL Spec. R6855-CL III, Grade 40.
  3. Non-corroding fasteners at in-swinging exterior doors.

4. Fire-rated Doors, Resilient Seals: UL10C compliant. Coordinate with selected door manufacturers' and selected frame manufacturers' requirements. Where rigid housed resilient seals are scheduled in this section and the selected door manufacturer only requires an adhesive-mounted resilient seal, furnish rigid housed seal at minimum, or both the rigid housed seal plus the adhesive applied seal. Adhesive applied seals alone are deemed insufficient for this project where rigid housed seals are scheduled.
  5. Fire-rated Doors, Intumescent Seals: Furnished by selected door manufacturer. Furnish fire-labeled opening assembly complete and in full compliance with UL10C. Where required, intumescent seals vary in requirement by door type and door manufacture -- careful coordination required
- E. Thresholds: As scheduled and per details. Comply with CBC Section 11B-404.2.5. Substitute products: certify that the products equal or exceed specified material's thickness. Proposed substitutions: submit for approval.
1. Exteriors: Seal perimeter to exclude water and vermin. Use Dow Corning 795 Silicone or approved equal. Non-ferrous 1/4inch fasteners and lead expansion shield anchors, or Red-Head #SFS-1420 (or approved equivalent) Flat Head Sleeve Anchors (SS/FHSL).
  2. Plastic plugs with wood or sheet metal screws are not an acceptable substitute for specified fastening methods.
  3. Fasteners: Generally, exposed screws to be Phillips or Robertson drive. Pinned TORX drive at high security areas. Flat head sleeve anchors (FHSL) may be slotted drive. Sheet metal and wood screws: full-thread. Sleeve nuts: full length to prevent door compression.
- F. Exposed Through-Bolts: Do not use SNB, grommet nuts, sleeve nuts or other such clamping type fasteners, intent is for minimal exposed hardware. Coordinate with wood doors; ensure provision of proper blocking to support wood screws for mounting panic hardware and door closers. Coordinate with metal doors and frames; ensure provision of proper reinforcement to support machine screws for mounting panic hardware and door closers.
- G. Silencers: Interior hollow metal frames, 3 for single doors, 4 for pairs of doors. Omit where adhesive mounted seal occurs. Leave no unfilled/uncovered pre-punched silencer holes.

## 2.7 FINISH:

- A. Generally BHMA 626 Satin Chromium.
  1. Areas using BHMA 626 to have push-plates, pulls and protection plates of BHMA 630, Satin Stainless Steel, unless otherwise noted.
- B. Door closers: factory powder coated to match other hardware, unless otherwise noted.



- C. Aluminum items: match predominant adjacent material. Seals to coordinate with frame color.

## 2.8 KEYING REQUIREMENTS:

- A. Key System: Yale keyway, interchangeable core throughout. Key blanks available only from factory-direct sources, not available from after-market keyblank manufacturers. For estimate use factory GMK charge. Initiate and conduct meeting(s) with Owner to determine system keyway(s), keybow styles, and structure. Furnish Owner's written approval of the system.
  - 1. Existing master key system.
  - 2. Construction keying: furnish temporary keyed-alike cores. Remove at substantial completion and install permanent cylinders/cores in Owner's presence. Demonstrate that construction key no longer operates.
  - 3. Temporary cylinders/cores remain supplier's property.
  - 4. Furnish 10 construction keys.
  - 5. Furnish 2 construction control keys.
  - 6. Key Cylinders: furnish 6-pin solid brass construction.
- B. Cylinders/cores: keyed at factory of lock manufacturer where permanent records are maintained. Locksets and cylinders same manufacturer.
- C. Permanent keys: use secured shipment direct from point of origination to Owner.
  - 1. For estimate: 3 keys per change combination, 5 master keys per group, 5 grand-master keys, 3 control keys.
  - 2. For estimate: VKC stamping plus "Do Not Duplicate".
- D. Bitting List: use secured shipment direct from point of origination to Owner at completion.

## PART 3 - EXECUTION

### 3.1 ACCEPTABLE INSTALLERS:

- A. Can read and understand manufacturers' templates, suppliers' hardware schedules and printed installation instructions. Can readily distinguish drywall screws from manufacturers' furnished fasteners. Available to meet with manufacturers' representatives and related trades to discuss installation of hardware.

### 3.2 PREPARATION:

- A. Ensure that walls and frames are square and plumb before hardware installation. Make corrections before commencing hardware installation.
- B. Locate hardware per SDI-100 and applicable building, fire, life-safety, accessibility, and security codes.
  - 1. Notify Architect of code conflicts before ordering material.

2. Locate levers, key cylinders, t-turn pieces, touchbars and other operable portions of latching hardware between 34 inches to 44 inches above the finished floor, per CBC Section 11B-404.2.7.
  3. Where new hardware is to be installed near existing doors/hardware scheduled to remain, match locations of existing hardware.
- C. Overhead stops: before installing, determine proposed locations of furniture items, fixtures, and other items to be protected by the overhead stop's action.
- D. Existing frames and doors to be retrofitted with new hardware:
1. Field-verify conditions and dimensions prior to ordering hardware. Fill existing hardware cut outs not being reused by the new hardware. Remove existing hardware not being reused, return to Owner unless directed otherwise.

### 3.3 INSTALLATION

- A. Install hardware per manufacturer's instructions and recommendations. Do not install surface-mounted items until finishes have been completed on substrate. Set units level, plumb and true to line and location. Adjust and reinforce attachment substrate for proper installation and operation. Remove and reinstall or replace work deemed defective by Architect.
1. Gaskets: install jamb-applied gaskets before closers, overhead stops, rim strikes, etc; fasten hardware over and through these seals. Install sweeps across bottoms of doors before astragals, cope sweeps around bottom pivots, trim astragals to tops of sweeps.
  2. When hardware is to be attached to existing metal surface and insufficient reinforcement exists, use RivNuts, NutSerts or similar anchoring device for screws.
  3. Use manufacturers' fasteners furnished with hardware items, or submit Request for Substitution with Architect.
  4. Replace fasteners damaged by power-driven tools.
  5. Drawings typically depict doors at 90 degrees, doors will swing to maximum allowable. Install door closers to maximum allowable swing in conjunction with door stops.
- B. Locate floor stops no more than 4 inches from walls and not within paths of travel. See paragraph 2.2 regarding hinge widths, door should be well clear of point of wall reveal. Point of door contact no closer to the hinge edge than half the door width. Where situation is questionable or difficult, contact Architect for direction.
- C. Locate overhead stops for minimum 90 degrees and maximum allowable degree of swing.
- D. Drill pilot holes for fasteners in wood doors and/or frames. Centerpunch hole locations before using self-drilling type screws to prevent skating. Replace screws that are not centered in their holes.

## 3.4. ADJUSTING

- A. Adjust and check for proper operation and function. Replace units, which cannot be adjusted to operate freely and smoothly.
1. Hardware damaged by improper installation or adjustment methods: repair or replace to Owner's satisfaction.
  2. Adjust doors to fully latch with no more than 1 pound of pressure.
  3. Adjust door closers per 1.9 this section.

## 3.5 DEMONSTRATION:

- A. Demonstrate mechanical hardware systems, including adjustment and maintenance procedures.

## 3.6 PROTECTION/CLEANING:

- A. Cover installed hardware, protect from paint, cleaning agents, weathering, carts/barrows, etc. Remove covering materials and clean hardware just prior to substantial completion.
- B. Clean adjacent wall, frame and door surfaces soiled from installation/reinstallation process.

## 3.7 SCHEDULE OF FINISH HARDWARE

- A. See door schedule in drawings for hardware set assignments.
- B. Miscellaneous material:  
25 ea. Key Fob      7610   SCE

## HW SET: 01

3	EA	HINGE	BB1199 5 X 4.5 NRP	630	HAG
1	EA	EXIT DEVICE	5CA-7155 X 626F	626	YAL
1	EA		IC MORTISE CYLINDER W/ TEMP CORE (DOGGING)	626	YAL
1	EA		IC RIM CYLINDER (W/ TEMP CORE)	626	YAL
2	EA		PERMANENT IC CORE ONLY	626	YAL
1	EA	SURFACE CLOSER	P7500-H	689	NOR
1	EA	KICK PLATE	8400 10" X 2" LDW	630	IVE
1	EA	SECURITY FLOOR STOP	FS18S	BLK	IVE
1	EA	HEAD SEAL	2891AS	AL	PEM
2	EA	JAMB SEALS	290AS	CL	PEM
1	EA	DOOR SWEEP	368N	AL	PEM
1	EA	THRESHOLD	272A MS/LA	AL	PEM

INSTALL HEAD SEAL BEFORE CLOSER

## SECTION 08 71 00

## HW SET: 02

3	EA	HINGE	BB1168 4.5 X 4.5	652	HAG
1	EA	PASSAGE LATCH	AU5401LN	626	YAL
1	EA	KICK PLATE	8400 10" X 2" LDW	630	IVE
1	EA	MOP PLATE	8400 4" X 1" LDW	630	IVE
1	EA	WALL STOP	WS401CCV	626	IVE
3	EA	SILENCER	SR64	GRY	IVE

## HW SET: 03

3	EA	HINGE	BB1199 5 X 4.5 NRP	630	HAG
1	EA	CLASSROOM LOCK	AU5417LN X 1210	626	YAL
1	EA	LOCK GUARD	5000-T	630	TRI
1	EA	SURFACE CLOSER	P7500-H	689	NOR
1	EA	KICK PLATE	8400 10" X 2" LDW	630	IVE
1	EA	SECURITY FLOOR STOP	FS18S	BLK	IVE
1	EA	HEAD SEAL	2891AS	AL	PEM
2	EA	JAMB SEALS	290AS	CL	PEM
1	EA	DOOR SWEEP	368N	AL	PEM
1	EA	THRESHOLD	272A MS/LA	AL	PEM

INSTALL HEAD SEAL BEFORE CLOSER

## HW SET: 04

3	EA	HINGE	BB1168 4.5 X 4.5	652	HAG
1	EA	ENTRANCE LOCK	AU5407LN X 1210	626	YAL
1	EA	KICK PLATE	8400 10" X 2" LDW	630	IVE
1	EA	WALL STOP	WS401CCV	626	IVE
3	EA	SILENCER	SR64	GRY	IVE

## HW SET: 05

3	EA	HINGE	BB1168 4.5 X 4.5	652	HAG
1	EA	PRIVACY LOCK	AU5402LN	626	YAL
1	EA	KICK PLATE	8400 10" X 2" LDW	630	IVE
1	EA	MOP PLATE	8400 4" X 1" LDW	630	IVE
1	EA	WALL STOP	WS401CCV	626	IVE
3	EA	SILENCER	SR64	GRY	IVE

## SECTION 08 71 00

## HW SET: 06

3	EA	HINGE	BB1168 4.5 X 4.5	652	HAG
1	EA		PERMANENT IC CORE ONLY	626	YAL
1	EA	ELECTRONIC LOCK	CO-200-CY-40-PRK-RHO-YALE IC	626	SCE
1	EA	SURFACE CLOSER	P7500	689	NOR
1	EA	OVERHEAD STOP	100S	630	GLY
1	EA	KICK PLATE	8400 10" X 2" LDW	630	IVE
1	SET	SEALS	S88 HEAD AND JAMBS	BLK	PEM

## HW SET: 07

3	EA	HINGE	BB1199 4.5 X 4.5 NRP	630	HAG
1	EA	CLASSROOM LOCK	357 X 2196	626	YAL
1	EA	PUSH PLATE	8200 8" X 16" CFTT	630	IVE
1	EA	PULL PLATE	8302-0 4" X 16" CFC	630	IVE
1	EA	DOOR HOLDER	PAH60	689	LCN
1	EA	KICK PLATE	8400 10" X 2" LDW	630	IVE
1	EA	SECURITY FLOOR STOP	FS18S	BLK	IVE
1	EA	HEAD SEAL	2891AS	AL	PEM
2	EA	JAMB SEALS	290AS	CL	PEM
1	EA	DOOR SWEEP	368N	AL	PEM
1	EA	THRESHOLD	272A MS/LA	AL	PEM

INSTALL HEAD SEAL BEFORE DOOR HOLDER

## HW SET: 08

3	EA	HINGE	BB1168 4.5 X 4.5	652	HAG
1	EA	ENTRANCE LOCK	AU5407LN X 1210	626	YAL
1	EA	SURFACE CLOSER	P7500	689	NOR
1	EA	KICK PLATE	8400 10" X 2" LDW	630	IVE
1	EA	WALL STOP	WS401CCV	626	IVE
1	SET	SEALS	S88 HEAD AND JAMBS	BLK	PEM

END OF SECTION

**GLASS AND GLAZING**

DIVISIONS 00 AND 01 ARE A PART OF THIS SECTION

**PART 1 GENERAL**

1.01 SCOPE OF WORK

- a. The work of this Section shall include all labor, materials, scaffolding, equipment and appliances necessary to complete all the work indicated on the drawings and/or specified hereunder.
- b. See Details on drawings.

1.02 WORK INCLUDED

- a. Glass and glazing of all aluminum sash in aluminum glazing clips and/or all steel sash with putty or in continuous metal glazing angles, including back putty.
- b. Glass and glazing of all fixed glass.
- c. Mirrors and frames.
- d. Glass and glazing of all metal doors.
- e. All metal stop molds for fixed glass, except in hollow metal doors.
- f. Transitop panels.
- g. All caulking in connection with this work and in strict accordance with Section 07 91 00.
- h. Glass and glazing of all display cases.

1.03 RELATED WORK

- a. Glass and glazing of wood doors is specified under Wood Doors, Section 08 14 20.
- b. Cleaning is specified under Carpentry Specification Section 06 10 00.
- c. Glass and glazing of Storefront Entrance Units, Section 08 41 13

**PART 2 PRODUCTS**

- a. L.O.F.
- b. Pittsburgh Plate Glass Co.
- c. Amerada Glass Corp.
- d. Northrop.
- e. U.S. Plywood.
- f. Bobrick.
- g. DAPS.
- h. General Electric (GE Plastics)
- i. Downey Glass
- j. Nippon Electric Glass
- k. Pilkington
- i. SaftiFirst
- m. Or approved equal. See Section 10, Article 19.

**2.02 MATERIALS**

- a. Clear Glass: Clear D.S.B. quality.
- b. Float Glass: 1/4" min. thick ASTM C1036, Type I transparent flat, Class 1 clear, quality q<sup>3</sup> glazing select.
- c. Fire Rated Glass: 5/16" FireLite Plus<sup>®</sup> as manufactured by Nippon Electric Glass Company, Ltd., and distributed by Technical Glass Products, 8107 Bracken Place SE, Snoqualmie, WA 98065, voice 1-800-426-0279, fax 1-800-451-9857,
- d. Obscure Glass: 7/32" Burlap, smooth side out.
- e. Solar Grey: 1/4" PPG Solarban 60 (2) Solargray, "Low-E" glass.
- f. Luxite Coolite: 1/4", glare reducing.
- g. Wire Coolite: 1/4", glare reducing.
- h. Heavy Sheet Glass: 3/16" Float Glass, B grade.

- i. Mirrors: 1/4" float glass. Backs of mirrors shall have a protective coating of copper deposited by electrolysis and shall be guaranteed against silver oxidation and shall have manufacturer's label on the face and identification on back. Mirrors shall be Bobrick No. 290 or approved equal, one piece roll formed frame, 3/4" x 3/4" type 304 stainless steel angle with satin finish. Frame shall have continuous integral stiffener on all sides for added strength. Corners shall be heliarc welded, ground and polished smooth. Mirror edges shall be protected with plastic filler strips to prevent chipping; back to be protected by 1/8" thick, waterproof, shock absorbing polyethylene padding. 20 ga. galvanized steel back attached to frame with concealed screws. Mirror to be installed on concealed wall hanger and secured in place by two theft-resistant locking screws. Mounting heights from top of frame to floor in Women's Toilets is 6'-0" and in Men's Toilets is 6'-6". See plans for mounting heights in Boys and Girls Toilet Rooms. Mounting heights in other areas shall be as indicated on drawings.
- j. Metal Sash Putty shall conform to specifications, Federal Symbol TT-G-00410a (GSA-FS) entitled "Putty and Elastic compound for Metal Sash Glazing.
- k. Aluminum Sash Putty: Blue Ribbon Aluminum Putty (Fed. Spec. Type 2) as manufactured by DAPS.
- l. Display Case: Glass, trim shelves as per details.
- m. Gray Plate Safety Glass: 1/4" gray laminated safety glass, 12% light transmission, Twi-lite 12 as manufactured by Amerada Glass Corp., 3301 South Prairie Ave., Chicago, Illinois, or approved equal.
- n. Metal Stop Molds: Northrop Stop #20-023 Aluminum Molds - 5/8" x 1/2".
- o. Transitop Panels shall be Glasweld by U.S. Plywood, or approved equal, 11/16" thick with lightweight fiberboard core and exterior and interior 1/8" thick panels. The 11/16" thickness includes the two panels. Color both sides as selected.
- p. One-Way Glass shall be Mirropane, as manufactured by L.O.F. or approved equal, 1/4" thick, polished plate glass as defined by Fed. Spec. DD-G-451a.
- q. Safety (Tempered) Glass shall be ASTM C1048, Kind FT, fully tempered with horizontal tempering condition A uncoated, Type 1 transparent flat, Class 1 transparent, Quality q<sup>3</sup> glazing select, conforming to ANSI Z97.1.
- r. Insulated (Double Pane) Glazing:
  - (1) Non-Tempered shall be P.P.G. Industries; 1/4" Solarban 60 (2) Solargray at exterior and 1/4" clear glass at interior, with a sealed airspace between.
  - (2) Tempered shall be P.P.G. Industries; 1/4" Solarban 60 (2) Solargray glass at exterior and 1/4" Clear Tempered glass at interior, with a sealed air space between.

## 2.03 SUBSTITUTIONS

See Section 10, Article 19.



## 2.04 STANDARD OF QUALITY

- a. Comply with T24, Part 2, Chapter 24 and:
  - (1) UBC Standard No. 24-1, Glass Standard Specification
  - (2) UBC Standard No. 24-2, Safety Glazing
- b. Fire Rated Glass: Fire rating listed and labeled by UL for fire rating scheduled at opening locations on drawings, when tested in accordance with [ASTM E2074-00 and ASTM E2010-01] [ULC Standards CAN4 S-104 and CAN4 S-106] [NPFA 252 and NFPA 257] [UL 9, UL 10B and UL 10C].

**PART 3 EXECUTION**

## 3.01 GENERAL REQUIREMENTS

- a. Workmanship: Only skilled workmen experienced in their respective trades and work shall be employed. All work shall be performed in a first-class workmanlike manner and shall be subject to the approval of the Architect or his representative.
- b. Grading, Labeling and Certification:
  - (1) All glass shall be graded in accordance with these specifications.
  - (2) Each piece of glass shall be labeled showing the name of the manufacturer and the grade of quality thereof. The label shall be intact after installation.
- c. Time of Application: All glass shall be set after the general work is completed, but shall be set in ample time for the putty work to thoroughly set before painting is started.

## 3.02 SPECIAL REQUIREMENTS

- a. Glazing: All glass in steel sash shall be set with metal clips. Putty shall be forced into place with a knife to secure a full and solid fill, which shall be run to a straight and true line.
- b. Glazing Procedure for Snap-On Glazing Beads:
  - (1) Fill sill section of all lights with non-drying gun grade mastic.
  - (2) Start sill beads in glazing lock and force bead into position with wood block, using steady pressure. Fill groove with putty.
  - (3) Back putty glazing flanges, top, and both jambs.
  - (4) Set glass in bottom groove, pressing down until top of glass clears frame, then press glass against back putty until it has uniform bed.
  - (5) Start op bead into place and snap into place, starting at one end. Fill remaining groove between glass and bead with putty and smooth out.

- (6) Apply putty at all corners.
  - (7) Snap side beads into place.
  - (8) Trim off back putty on inside of glass and clean off aluminum glazing bead with damp cloth or thinner.
- c. Mirrors: Do necessary drilling for mounting screws and mount mirrors plumb and true.
- d. **GLAZING COMPOUND FOR FIRE-RATED GLAZING MATERIALS**
- (1) Glazing Tape: Closed cell polyvinyl chloride (PVC) foam, coiled on release paper over adhesive on two sides, maximum water absorption by volume of 2 percent. Glass panels that exceed 1,393 sq. inches for 90-minute ratings must be glazed with fire-rated glazing tape supplied by manufacturer or,
  - (2) Glazing Compound: DAP 33 putty or,
  - (3) Silicone Sealant: One-part neutral curing silicone, medium modulus sealant, Type S; Grade NS; Class 25 with additional movement capability of 50 percent in both extension and compression (total 100 percent); Use (Exposure) NT; Uses (Substrates) G, A, and O as applicable. Available Products:
    - (a) Dow Corning 795 - Dow Corning Corp.
    - (b) Silglaze-II 2800 - General Electric Co.
    - (c) Spectrem 2 - Tremco Inc.]
  - (4) Setting Blocks: Neoprene, EPDM, or silicone; tested for compatibility with glazing compound; of 70 to 90 Shore A hardness.

END OF SECTION  
12/13/2022

**LATHING AND PLASTERING**

DIVISIONS 00 AND 01 ARE A PART OF THIS SECTION

**PART 1 GENERAL**

1.01 SCOPE OF WORK

- a. The work of this Section shall include all labor, material, scaffolding, equipment, and appliances required to complete all the work shown on the drawings and/or specified hereunder.

1.02 WORK INCLUDED

- a. Furnish and install all rough hardware, wiring, paper, mesh, metal lath, metal studs, gypsum lath, screeds, beads, casings, metal trim, resilient clips, and plaster.
- b. Furnish and install waterproof paper, metal lath, and scratch coat for the application of ceramic tile.
- c. Suspended Plaster Ceiling Systems:
  - 1. For suspended steel channel system with metal lath and plaster: Furnishing and installing of the entire system.
  - 2. For suspended wood frame system with either gypsum board lath or metal lath and plaster: Furnishing and installing of lath and plaster only (suspended wood framing system by others).

1.03 RELATED WORK

- a. All head/jamb and sill window surrounds.
- b. All sheet metal window jambs that extend above or below window.
- c. Setting bed coat for ceramic tile.
- d. Installation of hollow metal door frames in plastered walls is by Carpentry.
- e. Installation of suspended wood framing system for plaster ceilings.

1.04 REGULATORY REQUIREMENTS

- a. Adhesives, sealants and caulking shall comply with 2013 California Green Building Standards Code, Section 5.504.4.1 and Tables 5.504.4.1 Adhesive VOC limit, 5.504.4.2 Sealant VOC Limit, 5.504.4.3 VOC Content Limits for Architectural Coatings and SCAQMD Rule 1168 VOC Limits. Contractor shall submit literature to demonstrate compliance with these regulations prior to beginning installation.

**PART 2 PRODUCTS**

2.01 APPROVED MANUFACTURERS

- a. U.S. Gypsum
- b. Blue Diamond
- c. Kaiser
- d. Gold Bond
- e. Approved equal

2.02 PRODUCT REQUIREMENTS

Lathing and plastering shall conform to Materials, Testing, and installation Standards; UBC Vol. 3 listed in Chapters 25 and 35 and Chapter 25A, Part 2 of Title 24, C.B.C.

- a. Plaster:
  1. Gypsum Plaster shall conform to the ASTM C-28 and Materials, Testing and Installation Standards, UBC Vol. 3, No. 25-1.
  2. Keenes Cement shall comply with ASTM C-61 and Materials, Testing and Installation Standards, UBC Vol. 3, No. 25-1.
  3. Colored Plaster: Highland Stucco and Lime Products, Inc. or approved equal and shall be factory mixed, per standards for manufacturer's stucco finishes.
  4. Acoustic Plaster: Zonolite Acoustical Plaster or approved equal. No. 60 NRC rating at 1/2" thickness.
  5. Cold Box Plaster: Walls - white Portland cement; Ceiling - Fire-Ban Cement.
- b. Cement: Portland of an approved brand conforming to the tests proposed by the ASTM Year Book, latest edition.
- c. Hydrated Lime shall conform to the "Standard Specification for Hydrated Lime for Structural Purposes," ASTM Designation C-6-44.
- d. Lime Putty shall be made of quick lime or hydrated lime. Quick lime shall be prepared in an approved manner, stored and protected for an approved period of time.
- e. Sand shall be clean, sharp, well graded sand, free from loam, clay, etc., in excess of 5% of weight and shall be entirely free from vegetable or animal matter. Sand shall conform closely to ASTM latest specification for plastering sand.
- f. Water shall be clean, fresh water, free from alkalies or organic matter and shall be fit for drinking purposes.
- g. Wire: For exterior work, 18 gauge soft annealed galvanized wire.
- h. Plastic or Waterproof Cement shall comply with "Standard Specifications for Portland Cement, ASTM Designation C-150, Type I or II, except in respect to the limitation on insoluble residue air entrainment and additions subsequent to calcination.
- i. Paper Backing shall be weather resistant barrier backing as manufactured by "TYVEK" and shall be TYVEK stucco wrap. Product shall comply with ASTM E-1677, Type I air retarder and shall have a water vapor transmission greater than 50 perms per ASTM E-96-90 and shall have a water penetration resistance of 200 cm on Hydrostatic head in accordance with AATCC-127. Install per manufacturer recommendation's
- j. Mesh Netting: One inch (1") 18 gauge galvanized iron netting, or 1-1/2" 17 gauge.
- k. Metal Studs: USG Trussteel studs of open truss design or approved equal.
- l. Metal Lath: USG Junior Diamond, Pennmetal, Milcor, Gold Bond, or approved equal.
  1. Copper bearing metal lath weighing not less than 3.4 pounds per square yard after expanding and painting with rust-inhibitive paint. Metal lath for exterior ceilings and soffits shall be galvanized.
  2. Self-furring lath 3.4 pounds per square yard. Copper bearing metal lath with rust-inhibitive paint. 1/4" dimple indentations spaced 1-1/2" on center.
  3. Rib lath shall be copper bearing metal not less than 3.4 pounds per square yard with rust-inhibitive paint. 3/8" "V" shaped ribs, used at soffits with spans between 16" and 24".
  4. Corner lath shall be 3.4 pounds copper bearing metal lath with two (2) four-inch (4") wings.
- m. Gypsum Lath shall be 3/8" thick 16.2 x 48" plain lath.
- n. Resilient Clips (For Gypsum Lath) shall be U.S. Gypsum Co. or approved equal. R-1 resilient clips for wood studs, R-2 resilient cops for corners and angles, R-3

- resilient clips for suspended ceilings attached to furring channels and R-5 resilient clips for plywood sheathing on masonry walls.
- o. Resilient Furring Channels shall be galvanized steel Gold Bond RF channels.
  - p. Nails and Staples:
    1. Roofing Nails: 7/8" 13 gauge galvanized, barbed, large head roofing nails for application of exterior papering.
    2. Furring Nails: 1-1/4" 12 gauge galvanized self-furring nails for application of exterior netting and interior lath over structural plywood.
    3. Wall Lathing Nails: 6d common wire cut nails for application of metal lath on walls.
    4. Ceiling Lath Nails: 1-1/2" long 11 gauge steel wire with a 1/16" head for application of metal lath on ceilings. (Note ceiling lath also secured to ceiling striping as hereinafter specified).
    5. Gypsum Lath Nails: 1-1/8" 13 gauge 19/64" diameter head blued nails.
  - q. Metal Trim: Approved manufacturers are: Milcor, Superior, Pennmetal, U.S. Gypsum or approved equal.
    1. Interior Corner Bead: Milcor #1 or U.S. Gypsum Cornerite 26 gauge expansion corner bead or approved equal.
    2. Exterior Corner Screed: U.S. Gypsum 2-A or approved equal.
    3. Casing: Superior #20, #21, #22 or U.S. Gypsum #66, 24 gauge for 1/2", 3/4" and 7/8" plaster.
    4. Base Screed: Milcor #3 or approved equal.
    5. Wainscot Screed: Milcor #3, or approved equal, 24 gauge for 1/2" and 3/4" plaster.
    6. Exterior Expansion Screeds: Superior #15 or approved equal, 26 gauge zinc galvanized steel, 3/4" wide.
    7. Exterior Soffit Vents: Superior #115 or approved equal, 26 gauge zinc galvanized steel one inch (1") wide, or Durasteel 931 Soffit Vent, 8" x 14" (stucco) 1/4" mesh hardware cloth or Superior "V" Type Ventilation Screed No. 120 (2" wide x 3/4").

## PART 3 EXECUTION

### 3.01 GENERAL REQUIREMENTS

- a. Metal Trim:
  1. Metal trim shall be installed as indicated by the details and securely fastened to adjacent work. All corners shall be coped and fitted to a close joint and the entire work shall be made true to line, ready to receive metal lath. All exterior metal trim shall be installed over paper backing and wire netting.
  2. Where metal trim is applied to masonry, install a four-inch (4") strip of expanded metal lath secured to masonry. Lath to extend over full width of back flange of metal trim and lap over onto masonry.
  3. Where wood stud and plated walls or ceilings butt to concrete or masonry walls, provide Superior No. 21 casings to stop plaster at masonry walls. Where plaster is applied to masonry or concrete walls, use two (2) casings butted together at intersection of walls.
  4. All exposed plaster shall terminate into a metal plaster stop. In concealed areas such as above suspended ceilings or behind rubber base, a wood screed shall be used. This wood screed shall be supplied and installed as a portion of the Carpentry Section of these Specifications.
- b. Cutting and Patching shall be done by this Contractor as required for the work of other trades, or necessary for the proper completion of all work and he shall make good all damage, occasioned by cutting, and at the completion of the entire work, leave plastering in a finished state.
- c. Measuring: Materials shall be measured in calibrated boxes.

- d. Temperature: Precaution shall be taken to insure correct temperature of rooms while plastering is being done. Temporary heat by this Contractor. This Contractor shall provide heaters to maintain a dry, clean heat (oil burners not acceptable) at 70 deg. F. for a period required to completely cure all interior plastering.
- e. Curing: All interior and exterior plaster work shall be protected against intense sun and wind by use of tarpaulins or wet burlap until it has sufficiently hardened to permit sprinkling. All plaster work shall be protected from freezing.
- f. Sprinkling and Interval Between Coats: The exterior plaster scratch coat shall be kept continuously moist for a period of forty-eight (48) hours and the finish coat shall not be applied over brown coat for twenty-one (21) days. The brown coat shall be kept continuously moist during the twenty-one day curing period.
- g. Painting and Patching: Replacing or patching of plaster unnecessarily damaged by other contractors shall be done by this Contractor and shall be paid for by the contractors responsible for such damage. Point up around all trim and other set work after all other trades have finished their work and leave the job in complete and perfect condition.
- h. Replacement: Plaster cracks, blisters, pits, checks, discoloration and uneven surfaces will not be acceptable. In every case, the plastering throughout shall be delivered clean and perfect in every respect.
- i. Damage: This Contractor shall protect his work from damage until completion and acceptance of the building.
- j. Cleaning: Immediately upon completion of the plastering work, clean all floors, walls, windows, doors and other work that is to receive painter's finish. Cleaning shall be done in such a manner that other work is not damaged and so that other trades, may proceed with their work without delay.
- k. Substitutions: All substituted material shall be approved in writing from the Architect in accordance with Section 10, Article 19.
- l. Guarantee: This Contractor shall guarantee this work for a period of one (1) year from date of acceptance and shall make good any defects or imperfections, such as pops, cracks, rust stains, etc., which may develop within that time.
- m. Qualifications: All materials, unless otherwise indicated, shall be manufactured by an approved manufacturer (See Part 2, Paragraph 2.01) and shall be installed in accordance with its current printed directions.
- n. Delivery and Storage of Materials: All materials shall be in their original unopened packages and stored in an enclosed shelter providing protection from damage and exposure to the elements. Damaged or deteriorated materials shall be removed from the premises.
- o. Environmental Conditions:
  - 1. In cold weather, all glazing shall be completed and the building heated to a minimum of 55 deg. F. Before plaster base installation, ventilation shall be provided to carry off excess moisture.
  - 2. When low humidity, high temperatures and rapid drying conditions exist during plaster base and plaster application, Durabond Joint Compound and Perf-A-Tape Reinforcement shall be used on all joints, internal corners, trim and corner beads and allowed to set and dry thoroughly before plaster application.

### 3.02 SPECIAL REQUIREMENTS

- a. Exterior Lathing on Stud Walls shall be Type SFB "Breather Paperbacking Self-Furred Paperback Lath, 1-1/2" mesh, 17 gauge keymesh with 18 gauge galvanized longitudinal wires woven into netting on 6" centers attached to 18 gauge galvanized wires laminated between high wet strength suction paper and Grade D paper, with continuous 1/4" deep furring crimps horizontally, spaced 6" vertically, following each 18 gauge longitudinal wire woven into the netting, wires in the continuous horizontal crimps painted red to mark proper attachment point.

Weight 2.2 lbs. per square yard. End use - for backing and reinforcement for Portland Cement plaster applied direct to structural supports.

1. Install expansion screeds. All expansion screeds shall be independently backed on each side of the screed and shall be wired separately to the lath material on each side of screed. Special attention shall be given to proper location and true alignment.
- b. Lathing Over Exterior Plywood: Wire mesh or metal lath shall be applied over two layers of paper backing. Metal reinforcement shall be furred out from the backing at least one-fourth inch (1/4") by an approved furring method and shall be nailed with galvanized nails or approved furring devices driven to at least three-fourths inch (3/4") penetration which shall be spaced not more than six inches (6") apart vertically and sixteen inches (16") apart horizontally on each bearing. Metal reinforcement shall be lapped at least one full mesh at all joints. When no sheathing is used, all vertical joints shall be made at the studs, and horizontal joints where expanded metal or metal lath is used shall have at least one (1) tie between studs, made with No. 18 U.S. Steel wire gauge galvanized annealed tie wire.
1. Install expansion screeds. All expansion screeds shall be independently backed on each side of the screed and shall be wired separately to the lath material on each side of screed. Special attention shall be given to proper location and true alignment.
- c. Exterior Plastering on Stud Walls:
1. All walls over which paper and mesh netting have been applied shall be plastered with cement plaster finishing seven-eighths inch (7/8") thick. Finish shall be dashed. All expansion screeds shall be installed as noted above in paragraphs a.1 and b.1.
  2. Install expansion screeds. All expansion screeds shall be independently backed on each side of the screed and shall be wired separately to the lath material on each side of screed. Special attention shall be given to proper location and true alignment.
  3. First Coat (Scratch):  
One part (by volume) Portland Cement  
Two and one-half (2-1/2) parts (by volume) sand
  4. Second Coat (Brown):  
One (1) part (by volume) Portland Cement  
Three and one-half (3-1/2) parts (by volume) sand
  5. Third Coat (Finish Mixed on Site: (Follow manufacturer's instructions on Factory Mix)  
One (1) sack Portland Cement  
Three (3) sacks sand  
Lime - 25% of volume Portland Cement (not permitted when plastic or waterproof cement is used).  
(a) If stucco finish:  
One (1) sack Portland Cement  
Two to three (2 - 3) sacks sand  
Two (2) sacks lime  
Finish coat for exterior plastered ceilings and walls shall be integrally colored. It shall be waterproof and the color and texture shall be selected by the Architect and applied in strict conformance with the manufacturer's directions. Dashed finish shall be applied in two (2) coats. First coat must be completely dry before second coat is applied.
  6. Special Condition for Exterior Plastering: Contractor shall plaster exterior surfaces from top of wall to bottom of wall, then move scaffold. (Finish coat only). Wall shall be dampened sufficiently and joint worked in to provide a professional looking job on hand applications.
- d. Exterior lathing of Exterior Ceiling Soffits:

1. Install expansion screeds. All expansion screeds shall be independently backed on each side of the screed and shall be wired separately to the lath material on each side of the screed. Special attention shall be given to proper location and true alignment.
  2. Lath with metal lath, starting at corners. End laps shall be two inches (2") and side laps one inch (1"). Where plaster continues down onto walls, bend lath down on walls to form a six inch (6") apron or drop down the wall. All exterior lath shall be galvanized. All metal lath shall be laced together with 18 gauge galvanized wire. Nail the metal lath to each bearing (joints, stripping or ground) with 1-1/2" long, 11 gauge, barbed galvanized roofing nails with 7/16" heads or 1-1/4", 16 ga. staples with 3/4" crown straddling the lath ribs at 4-1/2" on center along the wood supports. Fasteners shall be driven to full penetration without injury to lath and shall be spaced not to exceed six inches (6") o.c. for nails and 4-1/2" o.c. for staples on each bearing. Nails shall be driven to full penetration without injury to lath and shall be spaced not to exceed six inches (6") o.c. on each bearing. In addition to the regular nailing, metal lath shall be fastened to horizontal wood supports 1-1/2", 9 gauge, zinc plated Stronghold staples, with 10d nails laid across each staple, at each support at one edge of each sheet of lath, per Section 2507.3, C.B.C.
  3. When spans exceed sixteen inches (16"), use 3/8" rib metal lath (3.4 lbs. per square yard).
- e. Exterior Plastering on Ceiling and Soffits: All areas so lathed shall be plastered with cement plaster finishing 3/4" thick. Proportions shall be same as specified for Plastering on Exterior Stud Walls and shall be textured as directed by the Architect.
- f. All exterior plaster surfaces shall be divided by the use of screeds into sections with a maximum dimension of 10'-0" unless shown otherwise on the drawings.
- g. Interior Lathing (Metal Lath):
1. Application, Lapping and Tying of Sheets:
    - (a) Metal lath shall be attached to vertical wood supports with one inch (1") roofing nails with 7/16" diameter heads driven to a penetration of at least 3/4" and spaced not to exceed six inches (6") on center and sixteen inches (16") apart on bearing and clinch all nails upward. Common wire nails when used shall be bent over to engage at least three (3) strands of lath and shall be 4d blued driven to a minimum penetration of 3/4" at six inches (6") on center.
    - (b) Metal lath shall be attached to horizontal wood supports by 1-1/2", 11 gauge, barbed galvanized roofing nails with 7/16" heads driven home and spaced not to exceed six inches (6") on center. In addition to the regular nailing, metal lath shall be fastened with 10d nails over lath held with 1-1/2", 9 gauge zinc coated Stronghold staple at twenty-seven inches (27") on center at every joist, per Section 2507.3, C.B.C.
    - (c) Lapping and Tying of Sheets: All metal lath shall be lapped at sides of sheets not less than one inch (1") and at ends of sheets not less than one inch (1"). If ends do not occur over supports, they shall be attached to each support and side laps shall be wired at intervals of not more than nine inches (9") between supports.
    - (d) Paper Backing: Apply one (1) layer of paper backing on wood studs before lathing for tile work only.
  2. Lathing on Ceilings: All ceilings to be plastered (see Room Finish Schedule) shall be lathed with metal lath. Lath shall be first applied to ceilings and sheets and shall be carried down two inches (2") on the wall or partitions, so that no joints occur at junction of ceilings or walls.



3. Lathing on Stud Walls: All walls to be plastered (see Room Finish Schedule) shall be lathed with metal lath. Lath shall be started one (1) stud away from the corner, be bent at the corner and carried onto the abutting wall, where same is to be plastered.
  4. Reinforced Metal Lath Corners: Apply for ceramic tile work only.
- h. Interior Plastering on Metal Lath:
1. All walls and ceilings over which metal lath is applied shall be plastered as hereinafter specified, finishing 3/4" thick, measured from face of lath supports.  
 First Coat (Scratch):  
 One (1) part (by volume) gypsum plaster  
 Two (2) parts (by volume) sand  
 Second Coat (Brown):  
 One (1) part (by volume) gypsum plaster  
 Three (3) parts (by volume) sand  
 This coat shall be darbied, rodded and scored for finish coat.  
 Third Coat (Finish - Keene Trowel Smooth):  
 Two (2) parts Keene's Cement  
 One (1) part lime putty  
 Add hardwall plaster to aid set  
 Third Coat (Finish - Keen Sand):  
 Four and one-half (4-1/2) parts No. 30 sand  
 One and one-half (1-1/2) parts Keene's cement  
 Two (2) parts lime putty
  2. Metal Corner Bed and Expansion Screed: Apply in all rooms indicating plaster walls on Room Finish Schedule. All said metal trim shall be of one (1) length, or in as long lengths as procurable and shall be set plumb and true without splicing. Apply corner bead at junction of all stud and plaster partitions and ceilings to concrete and/or masonry walls.
- i. Interior Plastering on Concrete Block Walls: Plaster with cement plaster, finishing 1/2" thick. Two (2) coats same as brown and finish coats for exterior plastering. Prior to plastering, this Contractor shall apply by brush or roller, one (1) coat of A.C. Horn's Hornbond, 400 sq. ft./gallon or Maritime Concrete Bonder #5, applied as per manufacturer's directions.
- j. Interior Lathing and Cement Plastering for Stud Walls:
1. Lath walls as per subparagraph 3.02 g., except use galvanized lath and apply two (2) layers of 30 lb. felt on studs before lathing.
  2. Plaster walls as per subparagraph 3.02 c.
- k. Interior Lathing and Cement Plastering on Ceilings:
1. Lathing as per subparagraph 3.02 d.
  2. Plaster walls as per subparagraph 3.02 e.
- l. Interior Lathing (Plain Gypsum Lath) on Stud Walls: Plain gypsum lath shall be applied to face out with the long dimension at right angles to framing members and with end joints staggered and over framing members. Perforated gypsum lath shall be attached to framing members by means of R-1 resilient clips (U.S. Gypsum or approved equal) nailed to framing and placed at every intersection of perforated gypsum lath edges and at corners with R-2 resilient clips so that the perforated gypsum lath is secured by clips (R-1 and R-2) spaced sixteen inches (16") on center in both directions. Resilient clips shall be secured to framing with 13 gauge, 1/8" lathing nails. Under no circumstances shall perforated gypsum lath be attached directly to the framing. (Gypsum lath nailed directly to studs shall be applied strictly in conformance with manufacturer's recommendations.
- m. Interior Plastering on Plain Firecode Gypsum Lath:
1. All walls over which perforated gypsum lath is applied shall be plastered as hereinafter specified, finishing 1/2" thick, measured from face of the perforated gypsum lath.

2. Two-coat work shall be doubled back to bring the plaster out to grounds and straightened to a true surface and left rough to receive the finish coat.

**Base Coat:**

One (1) part (by volume) gypsum plaster  
Two (2) parts (by volume) sand  
This coat shall be darbied, rodded and scored for finish coat.

**Finish Coat (Keene's):**

Three (3) parts Keene's cement  
One (1) part lime putty  
Add hardwall plaster to aid set

**Finish Coat (Keene - Sand):**

Four and one-half (4-1/2) parts No. 30 sand  
one and one-half (1-1/2) parts Keene's Cement  
Two (2) parts lime putty

- n. **Acoustic Plaster:** To be applied before any wall plaster is applied. All walls and ceilings over which metal lath is applied shall be plastered as hereinafter specified, finish one inch (1") thick measured from face of lath supports.

**First Coat (Scratch):**

One (1) part (by volume) gypsum plaster  
Two (2) parts (by volume) sand

- Note:** As soon as scratch coat is set, apply the brown coat.

**Second Coat (Brown):**

One (1) part (by volume) gypsum plaster  
Three (3) parts (by volume) sand

- Note:** Total thickness of first and second coats shall be 1/2" maximum.

**Third Coat:**

1/2" thick coat of Highland Acoustic Plaster

- o. **Plastering of Walk-In Boxes and/or Freezers (On Styrofoam Insulation):**

1. Walls over which rigid insulation has been applied shall be covered with a scratch and finish coat of white waterproof Portland Cement plaster. Room temperature for application and drying shall be above 50 deg. F. Point all open joints, voids and broken corners. Install corner beads or screeds around columns, beams, openings and wall-to-wall and wall-to-ceiling junctions. Apply plaster directly in two (2) 1/4" coats, curing each properly. V-score the finish coat through to the first coat in maximum of 2'-0" squares and all corners.

**First and Second Coats, 1/4" Each:**

One (1) part (by volume) whit Portland Cement  
Three (3) parts (by volume) mason's sand  
One-half (1/2) part (by volume) lime

2. Ceiling over which the rigid insulation has been applied shall be finished with Fire-Ban Cement, being a minimum of 3/16" thick for walk-in boxes and 1/4" thick for freezers. The Fire-Ban Cement shall be mixed and applied in strict conformance with the manufacturer's instructions.

3. Walk-in box insulation and door are specified elsewhere in the specifications.

- p. Furnish and Install Metal Screeds at junction of plaster walls to ceilings when ceilings are of a material and finish other than plaster.

- q. Where plaster is used as part of required fire-resistive construction, it shall conform to Chapter 7, Tile 24, Part 2 C.B.C.

- r. **Portland Cement Surfaces to Receive Ceramic Tile:** See subparagraphs 3.02 i. for specific requirements for cement plaster. Apply scratch coat only. Setting bed coat shall be applied under Section 09 21 00 of these Specifications.

- s. **Resilient Furring System:**

1. **Location:** Refer to the drawings and Room Finish Schedule for walls and/or ceilings to receive resilient furring system.

2. Installation (RCI Channels on One Side of Partition): Wood framing shall be erected in accordance with conventional procedure, studs 16" o.c. or 24" o.c. as noted on the drawings. A 1/2" x 3" shim strip of gypsum wallboard shall be nailed to the base plate and top plate continuously on the resilient side of the partition. RF channels shall be located horizontally, 24" o.c. maximum, and be secured through alternating flanges at each stud with 1-1/4" GWB-54 nails or Type W drywall screws. Abutting channel ends shall be located over studs, shall be gapped 3/8" and shall be fastened through both flanges. Gypsum wallboard shall be secured to RF channels with Type S drywall screws 12" o.c. Non-resilient side of partition shall be finished with gypsum wallboard in accordance with specifications for single or double layer wallboard application.
3. Installation (RF Channels on Ceilings): Wood framing shall be erected in accordance with conventional procedure, 16" o.c. or 24" o.c. as noted on drawings. R.F. channels shall be installed perpendicular to joists, spaced 16" o.c. and a maximum of 6" from ceiling-wall line. Abutting channel ends shall be gapped 3/8" and shall be fastened through both flanges at each joist with Type W drywall screws.
4. Caulking: Caulking material must be non-hardening, non-staining, and easily applied with a caulking gun. Caulking beads should be 1/4" diameter minimum but bead must be increased in size as necessary to assure positive seal. Caulking is recommended at the following locations:
  - (a) One serpentine bead under floor track or sole plate in all cases. (A single, straight bead under cent of track is acceptable if positive seal is accomplished.)
  - (b) A similar bead under ceiling or wall track if junction is not otherwise sealed. (When wall or ceiling junction is taped, caulking is not required.)
  - (c) Where partition is finished with a casing bead at junction of ceiling or wall, use 500 VB casing bead or a bead of caulking located so the inner edge of casing bead compresses the caulking.
  - (d) A similar bead at floor line after finish layer of wallboard is applied and before installation of base.
- t. Suspended Plaster Ceiling system (Steel Channel Grid System):
  1. Location: Refer to the drawings and Room Finish Schedule for surface and/or ceilings to receive steel channel suspension system.
  2. Installation of Channels, Wire Hangers and Ties: 9 ga. hangers not over 3'-0" in direction of main runner channels, not over 4'-0" at right angles to main runners and within 6'-0" of ends of main runner runs and of boundary walls, girders or similar interruptions of ceiling continuity. In concrete, anchor hangers by attachment to reinforcing steel, by loops embedded at least 2" or by approved inserts. For steel supports, wrap hanger around beams or joists. Install 1-1/2" main runner channels spaced not over 4'-0" o.c., properly positioned, leveled and secured to hanger wire saddle-tied along channel. Locate channels within 6" of walls to support furring channel ends. Erect cross furring channels at right angles to main runners or framing. Space channels 16" o.c. and securely saddle-tie to main runners or steel joists with double strand 16 ga. tie wire. Saddle-tie hangers from concrete joists to furring channels. Provide 1" clearance between ends of main runners and furring channels and abutting masonry walls. At channel splices, overlap ends at least 8" and secure with double-strand 16 ga. tie wire 1" from each end. At light troffers or any opening that interrupts the main runner or furring channels, install additional cross reinforcing to restore lateral stability of rillage.
  3. Lathing: Lath shall be applied with the long dimension across the furring channels and shall be secured every 6 inches along each channel with No.

18 gauge galvanized annealed wire. End laps of at least 1 inch shall be made over furring channels. Sides of metal lath shall be lapped not less than one inch (1"). Side laps between channels shall be wire-tied at intervals of not more than 9 inches. Where ceilings, cornices or other features formed with metal lath joint masonry walls, partitions or arch soffits, the lath shall extend onto the masonry surface at least 6 inches. In the case of 3/8" rib lath, the corner shall be made with 3" Cornerite.

4. Plastering: Refer to subparagraph 3.02 g., this Section.
- u. Suspended Plaster Ceiling System (Wood Frame Grid System):
1. Location: Refer to the drawings and Room Finish Schedule for ceilings to receive wood frame grid suspension system.
  2. Wood frame grid suspension system is by others as detailed on the drawings.
  3. Lathing: Metal lath or gypsum board lath (refer to subparagraph 3.02 f. or g., this section).
  4. Plastering: Refer to subparagraphs 3.02 f. or g., this section.

END OF SECTION  
12/23/2013

**EXTERIOR PLASTER FINISHING SYSTEM**

DIVISIONS 00 AND 01 ARE A PART OF THIS SECTION

**PART 1 GENERAL**

## 1.01 SCOPE OF WORK

The work of this Section shall include all labor, material, scaffolding, equipment, and appliances required to complete all the work shown on the drawings and/or specified hereunder.

## 1.02 WORK INCLUDED

Supply and install materials for an acrylic/cement based exterior plaster finish system.

## 1.03 RELATED WORK

- a. Plaster Substrate, see Section 09 21 01
- b. Concrete Substrate, see Section 03 10 00

## 1.04 QUALITY ASSURANCE

- a. The manufacturer of the system shall have:
  - 1. Marketed exterior insulation and finish systems in the United States for at least 10 years.
  - 2. Completed projects of the similar building type, size, and substrate types as this project.
- b. The Applicator/Contractor shall:
  - 1. Have been trained in the installation of the system,
  - 2. Possess a current certificate of training.
  - 3. Shall be experienced and competent in the installation of plaster-like materials.
- c. Substrate System (See Lathing & Plastering Section 09 21 01)
  - 1. Shall be engineered to withstand all applicable loads, including live, dead, positive, and suction wind, seismic, etc. Bond strength, fastener strength, and connection strength shall be analyzed and engineered. Appropriate factors of safety shall be used.
  - 2. The maximum deflection under positive or suction full design loads of the substrate system shall not exceed the following values:  $1/240^{\text{th}}$  of the span.
- d. Substrates: Application of the system shall be the following substrates only:
  - 1. Sound unpainted concrete.
  - 2. Sound, unpainted stucco.
  - 3. Substrates other than those listed above shall be approved by the Architect in writing prior to installation of the system.
  - 4. Sheathing substrates shall be oriented with their strong axis perpendicular to the supporting framing. Plywood and other structural wood panels shall follow APA spacing recommendations for edge, and end joints.
  - 5. The Contractor shall verify that the proposed substrate is acceptable to the applicable regulatory authorities prior to installation of the system.

- e. Expansion Joints: See Section 09 21 01.
- f. The manufacturer's latest published information shall be followed for standard detail treatments.
- g. Concrete and cement plaster substrates shall be flat within 1/4" within any 4' radius.

#### 1.05 SUBMITTALS

Samples: Two (2" x 4") samples of the system mounted on plaster over 3/8" plywood sheathing of each finish, texture and color, used on the project, shall be submitted to the Architect. Each sample shall be prepared using the same tools and techniques proposed for the actual installation by the Contractor.

#### 1.06 MAINTENANCE KIT

The following materials shall be delivered to the location where the system is being applied:

- a. For each finish and color, one can of finish
- b. One can of adhesive
- c. Twenty square feet of the reinforcing mesh used on this project.

#### 1.07 DELIVERY, STORAGE AND HANDLING

- a. All materials shall be delivered to the location where they will be applied in the original, unopened packages with labels intact. Upon arrival, materials shall be inspected for damage and the manufacturer informed of any discrepancies. Unsatisfactory materials shall not be used.
- b. All materials shall be stored in a cool, dry location, out of sunlight, protected from weather and other damage and at temperatures not less than 40° F.
- c. All materials supplied by others such as substrates, framing, sealants, etc., shall be stored per manufacturers' instructions.

#### 1.08 JOB CONDITIONS

- a. The contractor shall provide access to electric power and clean, potable water at the area where the materials are installed.
- b. Environmental Conditions:
  - 1. The ambient air temperature shall be 40 ° F. or greater and rising at the time of installation of the materials and shall remain so for at least 24 hours thereafter.
  - 2. The materials shall not be applied to substrates that are at a temperature of 40 ° F. or less.
- c. Protection:
  - 1. Adjacent materials shall be protected from damage during the installation of the materials.
  - 2. The materials shall be protected from weather and other damage immediately after installation, including installation of sealants and flashings.
- d. Sequencing and Scheduling:
  - 1. Installation of the materials shall be coordinated with the other construction trades.

2. Sufficient manpower and equipment shall be employed to ensure a continuous operation, free of cold joints, scaffold lines, texture variations, etc.

**1.09 REGULATORY REQUIREMENTS**

- a. Adhesives, sealants and caulking shall comply with 2013 California Green Building Standards Code, Section 5.504.4.1 and Tables 5.504.4.1 Adhesive VOC limit, 5.504.4.2 Sealant VOC Limit, 5.504.4.3 VOC Content Limits for Architectural Coatings and SCAQMD Rule 1168 VOC Limits. Contractor shall submit literature to verify conformance with these regulations prior to beginning installation.

**PART 2 PRODUCTS**

**2.01 APPROVED MANUFACTURERS**

- a. Dryvit System, Inc.
- b. Parex Lahabra
- c. STO Corp
- d. Approved Equal

**2.02 MATERIALS**

- a. Adhesive shall be a 100% acrylic-based product, Dryvit's Primus or equal. The bond strength to various substrates shall meet or exceed the following values when tested per ASTM D-897:
  1. Concrete: 160 psi
- b. Reinforcing Mesh:
  1. Shall be Dryvit's Hi-Standard Plus or approved equal
  2. Shall be an approved treated, open weave, glass fiber mesh
- c. Elastomeric Finish:
  1. Base coat shall be Dryvit - Color Prime, Omega - Akroflex Base Primer.
  2. Elastomeric Finish Top Coat shall be Dryvit-Weatherlastic, Omega Akrolastic
  3. Shall be Dryvit's Sandblast or equal. Texture shall be integral and final texture shall be determined by application technique.
  4. Shall be factory-mixed, 100% pure acrylic based and contain integral color and texture.
- d. Portland Cement: shall be Type I, II or III, meeting ASTM C-150, white or gray in color, fresh and free of lumps.
- e. Water shall be clean, potable and free of all foreign matter.
- f. Substrate shall be protected before, during and after the application of the system until the building is fully enclosed and watertight, including during the handling and shipping, using temporary methods such as tarps and plastic sheets as needed, to ensure that damage to the substrate does not occur.
- g. Sealant Systems: See Caulking and Sealants, Section 07 91 00.

**2.03 MIXING AND PREPARATION**

- a. Adhesive:
  1. A clean container, free of foreign substances shall be used for mixing and preparation. Containers, which have come in contact with petroleum products, shall not be used.

2. The adhesive shall be stirred to obtain a homogeneous consistency using a Goldblatt Jiffler Mixer #15311H7 or equivalent, powered by a 1/2" drill at 400-500 rpm.
  3. A given weight of adhesive shall be measured into a container, and an equal weight of Portland cement measured into another container.
  4. While stirring the adhesive, small amounts of Portland cement shall be added in increments to obtain a final ration of one-to-one by weight. Stirring shall continue until the mixture is homogeneous.
  5. Small amounts of water may be added to the adhesive mixture to adjust workability. The mixture shall not be "watered down".
  6. A period of five minutes shall lapse after the initial mixing, then the mixture shall be tempered by stirring again.
  7. Mixture shall be used immediately after tempering. Pot life is the same as plaster-like materials and depends on ambient temperature and humidity conditions and substrate. Keep container closed when not in use.
  8. No additives, or materials of any kind, such as rapid binders, antifreeze, accelerators, fillers, pigments, etc. shall be added under any circumstances.
- b. "Sandblast" Finish:
1. The finish shall be thoroughly stirred with a clean high-speed mixer such as Goldblatt Jiffler Mixer #15311H7 or equivalent, powered by a 1/2" { 400-500 rpm drill, until a uniform workable consistency is obtained.
  2. A small amount of water may be added to adjust workability. The finish shall not be "watered down". The water must be clean and potable.
  3. No additives or materials of any kind, such as rapid binders, antifreeze, accelerators, fillers, pigments, etc. shall be added under any circumstances.
  4. The finish shall be used immediately after mixing. The container shall be kept closed when not in use. Pot life depends on ambient temperature and humidity conditions.
  5. The mixing tool shall be cleaned immediately after use.
- c. Reinforcing Meshes shall be "reversed-rolled" to remove the tendency of the mesh to curl.

## PART 3 EXECUTION

### 3.01 INSPECTION

- a. Prior to installation of the System, the substrate shall be examined by the Contractor as follows:
  1. The substrate shall be a type approved by the manufacturer.
  2. The substrate surface shall be free of foreign materials such as oil, dust, dirt, form-release agents, paint, wax, glazing, water, moisture, frost, etc.
  3. The substrate shall be examined for compliance with these contract documents.
  4. The substrate shall be examined for soundness, such as tightness of connections, crumbling or looseness of surface, voids and projections, etc.
  5. The substrate shall be examined for dimensional correctness per this specification.
- b. The Architect and Contractor shall be advised of all discrepancies. Work shall not proceed until unsatisfactory conditions are corrected.

### 3.02 INSTALLATION

- a. Standard Base Coat:
  1. Using a stainless steel trowel, the adhesive mixture shall be applied to the surface of the substrate to a uniform thickness of 1/16".



2. The Hi-Standard II reinforcing mesh shall immediately be embedded into the wet adhesive mixture using a trowel. The surface of the adhesive mixture shall be smoothed with a trowel until the Standard Plus reinforcing mesh is fully embedded. The pattern of the Standard Plus reinforcing mesh shall not be visible beneath the surface of the adhesive mixture.
  3. The Standard Plus reinforcing mesh pieces shall be lapped a minimum of 2-1/2" on all sides, working from the center to the edge while smoothing out wrinkles.
  4. A period of 24 hours shall lapse to allow the base coat to form a positive bond. The base coat shall be protected from damage and weather while curing.
  5. Details of the installation of the base coat at the ends of walls, windows, panel edges, corners, etc. shall be in accordance with the manufacturer's latest published detailed installation instructions.
- b. Finish:
1. Finish shall be applied continuously and in one operation to the entire wall surface. A wet edge shall be maintained. The finish shall not be allowed to set up in a distinct area. Sufficient manpower, scaffolding and equipment shall be employed to ensure a continuous operation and a uniform appearance.
  2. Work shall proceed toward the joints and corners.
  3. A small amount of water may be used to adjust the workability of the finish. The water shall be clean and potable.
  4. Certain finishes can be spray-applied. Contact the manufacturer for specific information for this project.
  5. Until dry, the finish shall be protected from airborne contamination due to dust, soot, etc. and from weather and other damage.
  6. A tight coat of "Sandblast" finish shall be applied to the base coat. Leveling and texturing shall take place in one operation.
  7. The maximum thickness of the finish shall be no greater than that of the largest aggregate.

### 3.03 FIELD QUALITY CONTROL

- a. During construction, the jobsite shall be visited by a manufacturer's representative.

### 3.04 CLEAN UP

- a. Materials left over by the Contractor at the jobsite shall be removed.
- b. The Contractor shall clean adjacent materials and surfaces and the work area of foreign materials resulting from their work.

END OF SECTION  
12/16/2013

**VENEER PLASTER**

DIVISION 00 AND 01 ARE PART OF THIS SECTION

**PART 1 GENERAL**

**1.01 STANDARD OF QUALITY**

- a. The work of this Section shall include all labor, materials, equipment, and appliances required to complete all the work shown on drawings and or specified herein.
- b. Notwithstanding any reference in the specifications to any article, device, product, material, fixture, form or type of construction by name, make or catalog number, such references shall be interpreted as establishing a standard of quality and shall not be construed as limiting competition; and the contractor, in such cases, may, at his option use any article, device, product, material, fixture, form or type of construction which, in the judgment of the Architect, expressed in writing, is equal to that specified. All requests for substitutions shall be submitted per Article 19 of Specification Section 10.
- c. Any material or operation specified by reference to the published specifications of a manufacturer, institute, association, governmental agency, or other published standards, shall comply with the requirements of the current specification or standard listed. In case of conflicts between the referenced specification and the project specifications, the project specifications shall govern. In case of conflicts between the referenced specifications or standards, the one having the more stringent requirements, as interpreted by the Architect, shall govern.
- d. The Contractor, if requested, shall furnish an affidavit from the manufacturer, certifying that the materials or products delivered to the job meet the requirement specified; however, such certification shall not relieve the Contractor from the responsibility of complying with any added requirements specified herein.

**1.02 WORK INCLUDED**

- a. This section covers a non-load bearing, non-combustible fire-rated and sound rated Imperial Plaster as manufactured by United States Gypsum Company, complete.
- b. Installation of hollow metal jambs and metal glass frames in wood stud walls.

**1.03 GENERAL REQUIREMENTS**

- a. For the purpose of establishing a minimum acceptable construction standard, the following specifications are based on the product of U.S. Gypsum Co. Alternately, the products of Flintkote, Blue Diamond or Gold Bond will be considered equal under the terms of this specification providing the general intent is complied with and materials and finishes enumerated and supplied.
- b. All materials included herein shall be manufactured by the U.S. Gypsum Co., and shall be applied where indicated and as specified hereinafter. The installation of plaster partition materials shall be done by workmen experienced in this trade.

- c. Partition Thickness: The finished plaster partition system thickness shall be as indicated on the drawings. Stud sizes 2 x 4 or 2 x 6 or as noted on the drawings.

#### 1.04 CERTIFICATES OF COMPLIANCE

Prior to shipping any plaster partition material to the site, the Contractor shall submit to the Architect 5 copies of manufacturer's certificates showing compliance with the specified minimum material requirements for the completed plaster partition system and installation and workmanship instructions.

#### 1.05 IMPERIAL PLASTER PARTITION

All interior partitions, unless otherwise noted on the drawings, shall consist of 2x4 wood studs or 1-5/8" to 6" 25 ga. metal studs, 1/2" and 1/8" finish plaster on each side. Install insulation in wall or as specified on plans.

#### 1.06 DELIVERY AND STORAGE OF MATERIALS

All materials shall be delivered in their original unopened packages, containers, and bundles bearing the name of the manufacturer and the brand name. Materials shall be stored in an enclosed shelter providing protection from damage and exposure to the elements. Damaged or deteriorated materials shall be removed from the premises.

#### 1.07 REGULATORY REQUIREMENTS

- a. Adhesives, sealants and caulking shall comply with 2013 California Green Building Standards Code, Section 5.504.4.1 and Tables 5.504.4.1 Adhesive VOC limit, 5.504.4.2 Sealant VOC Limit, 5.504.4.3 VOC Content Limits for Architectural Coatings and SCAQMD Rule 1168 VOC Limits. Contractor shall submit literature demonstrating compliance with these regulations prior to beginning installation.

## **PART 2 PRODUCTS**

### 2.01 MATERIALS

- a. Plaster Base shall be a high-strength, high-density core covered with special absorption face paper designed for veneer plastering. Plaster base shall conform to ASTM Designation C37 and Federal Specification SS-L-30c, Type 1.
- b. Imperial Plaster Base, Type X shall be 5/8" thick, 48" wide, as shown on drawings.
- c. Sheetrock W/R Wallboard shall be 5/8" thick, 48" wide with a special water resistant core.
- d. Fasteners for Plaster Base shall be 1-3/8" or 1-5/8" Dri-type nails for wood construction, or 1" type S hi-low screws for 25 ga. metal attachment.
- e. Reinforcing Tape shall be 2-1/2" glass fiber lino-weave Imperial Tape, Type S.

- f. Corner Beads shall be No. 900, 26 ga. galvanized steel.
- g. Metal Trim, Channel Type shall be USG 700A, 26 ga. galvanized steel.
- h. Metal Trim, Angle Type shall be USG 700B, 26 ga. galvanized steel.
- i. Control Joints shall be USG No. 093 made from roll-formed zinc alloy. Locate control joint at maximum 30 ft. o.c. on continuous partitions.
- j. Plaster Aggregate shall conform to ASTM Designation C35, and shall be graded silica sand passing a 30 or 20 mesh screen.
- k. Plaster Water shall be potable and not contain impurities that affect the setting of gypsum.
- l. USG Metal Trim: No. 200A, 200B, 401, 402, 071B
- m. USG Corner Bead: Dur-A-Bead No. 900
- n. USG Control Joint: No. 093

### **PART 3 EXECUTION**

#### **3.01 PREPARATION FOR INSTALLATION**

Installation shall not be started until windows are glazed and doors are installed unless openings are temporarily closed. In cold weather, the building temperature shall be maintained at a minimum comfortable working temperature. A temperature range of 55 to 60 deg. is recommended. Caution should be taken to avoid higher temperatures, which promote rapid drying conditions and are detrimental to the performance of veneer plaster systems. Air circulation shall also be maintained at a minimum level for 24 hours prior to, during, and after plastering until plaster is dry.

#### **3.02 INSTALLATION**

- a. Imperial Joint Reinforcement Tape shall be applied over the full length of all plaster base joints but shall not overlap at intersections.
- b. Type S Tape shall be firmly pressed along the entire length to insure a wrinkle-free attachment. Tape shall be secured with two 3/8" staples at top, one on each side of joints, 8" o.c. along length of taper, and alternating from side to side, with two staples at bottom. At wall-ceiling intersections and interior corners, tape shall be stapled 8" o.c. along ceiling edge or on one edge only.

#### **3.03 CEILING GRILLAGE AND PLASTER BASE ERECTION**

Imperial plaster base shall be applied face down with the long dimension at right angles to furring members and with all abutting ends occurring over framing members. Imperial plaster base of maximum practical length shall be used to minimize end joints, which shall not be staggered in adjacent rows. Plaster base

shall be fastened to channels with Dri-Type nails, spaced 6" o.c. in field of base and along abutting ends. Nails shall be driven at least 3/8" from ends and edges of bases.

### 3.04 ACCESSORIES

- a. Corner Beads: All vertical and horizontal exterior corners shall be reinforced with corner bead fastened with staples not over 12" o.c. on both flanges along the entire length of the bead.
- b. USG Metal Trim shall be applied over the Imperial plaster base and fastened on the perforated side with staples spaced not over 12" o.c.

### 3.05 MIXING

Plaster materials shall be mixed in conformance with the manufacturer's current printed instructions. Set plaster materials shall not be retempered. Mix 20 lbs. clean white silica sand per 80 lbs. of plaster, where sand finish is called for.

### 3.06 PLASTERING

Imperial basecoat plaster shall be applied over Imperial plaster base to a minimum finished thickness of 3/32" and a maximum of 1/8". All tape shall be embedded and beads shall be filled with a tight, thin coat of plaster material. When embedding plaster has set completely, a tight, thin coat shall be scratched in over the entire area immediately doubling back to the full thickness.

### 3.07 PATCHING

Plaster showing oversanding, cracks, blisters, pits, checks, or discoloration will not be acceptable. Such plaster shall be removed and replaced with new plaster. Patching of defective work will be permitted only when approved by the Architect and such patching shall match existing work in texture and color.

### 3.08 CLEANING

At the completion of the finish plastering work, all plaster daubs shall be cleaned from beads, control joints, and metal trim. All plaster rubbish shall be removed from the building, leaving floors broom clean. Excess material, scaffolding, tools, and other equipment shall be removed from the building and job site.

END OF SECTION  
12/16/2013

**TILE WORK**

DIVISIONS 00 AND 01 ARE A PART OF THIS SECTION

**PART 1 GENERAL**

1.01 SCOPE OF WORK

The work of this Section shall include all labor, material, equipment, and appliances required to complete all the work shown on the drawings and/or specified hereunder.

1.02 WORK INCLUDED

- a. All ceramic tile wall patches and floor/base patches and setting beds in (E) Building "F" Toilets.
- b. Where no lathing and plastering section is included in these Specifications, felt, lathing and a scratch coat for the setting beds shall be provided under this section of the Specifications.

1.03 RELATED WORK

Where a lathing and plastering section is included in these Specifications, felt lathing and scratch coat for the tile setting beds is specified under the Lathing and Plastering Section of these Specifications.

1.04 REGULATORY REQUIREMENTS

- a. Adhesives, sealants and caulking shall comply with 2013 California Green Building Standards Code, Section 5.504.4.1 and Tables 5.504.4.1 Adhesive VOC limit, 5.504.4.2 Sealant VOC Limit, 5.504.4.3 VOC Content Limits for Architectural Coatings and SCAQMD Rule 1168 VOC Limits. Contractor shall submit literature to demonstrate compliance with these regulations prior to beginning installation.

**PART 2 PRODUCTS**

2.01 MATERIALS

- a. Metal Lath: U.S. Gypsum "Junior Diamond" or approved equal 3.4 lb. bearing metal lath.
- b. Cement: Portland cement conforming to ASTM C-150, Type 1.
- c. Grout cement shall comply with ANSI, A118.6.
- d. Wall Lathing Nails: 6d common wire cut nails for application of metal lath on walls.
- e. Lime Putty: High calcium, ASTM, C206, or C207, Type "S."
- f. Sand: ASTM C-144.
- g. Cleavage Membrane: 15-lb. roofing felt or 4-mil polyethylene film.

- h. Tile: All tile, unless otherwise specified, shall be the standard grade in price groups I thru III and comply with ANSI A137.1.
1. Base Tile: Glazed 6" x 6" sanitary cove base. Color to be selected by Architect.
  2. Floor Tile: Unglazed ceramic mosaic, natural clay, cushion edge. Except as may be otherwise specified or approved in advance by the Architect, provide floor tiles with coefficient of friction of 0.60 or higher in accordance with pertinent provisions of ASTM C1028. Color to be selected by Architect.
  3. Wall Tile: 4-1/4" x 4-1/4" glazed tile, coved corners in all toilet and shower rooms maybe used unless tile pattern indicated on drawings would be interrupted and result in a discontinuity of the pattern indicated on the drawings, and/or 90% unglazed (natural clay) ceramic mosaic and 10% glazed (porcelain) ceramic tile, or sizes as noted on the drawings. All with square edges. 6" x 4-1/4" coved or bullnosed base may be used unless otherwise indicated on drawings. At inside and outside corners of vertical surfaces where accent tile patterns are indicated, the contractor shall mitre corners such as to allow a continuous flow of the pattern. Color to be selected by Architect.
  4. Quarry Tile: 6" x 6" unless noted otherwise, Quarry Tile as manufactured by American Olean, coved, bullnosed base and corners where indicated on plans. Color to be selected by Architect. Quarry Tile shall have a coefficient of friction of at least 0.6 per ASTM C1028.
- i. Water shall be clean, free from alkali or organic matter.

## 2.02 SUBSTITUTIONS

- a. See Article 19, Section 10.

## 2.03 PRODUCTS

- a. American Olean
- b. Dal-Tile
- c. Florida Tile
- d. Or approved equal

## PART 3 EXECUTION

### 3.01 GENERAL REQUIREMENTS

- a. Materials: All materials and workmanship shall be installed in strict accordance with the "Handbook of Ceramic Tile Installation", latest edition, as published by the Tile Council of America, Inc. Except as may be otherwise specified or approved in advance by the Architect, provide floor tiles with coefficient of friction of 0.60 or higher in accordance with pertinent provisions of ASTM C1028.

- b. Color: Tile and grout color and design shall be selected by the Architect. Current sample colors shall be furnished to the Architect for color selection.
- c. Materials Not Permitted: The use of dry lime putty, fire clay or high magnesium lime putty in cement mix will not be permitted. White cement for setting bed and buttering shall not be used, except when mixed with grout.
- d. Completeness: Tile work under this specification shall not be considered complete unless proper angles and stops are used for base, cap, and other trim. Mitering of tile will not be accepted except when absolutely necessary to overcome certain conditions.
- e. Protection: The contractor shall cover all work as necessary and protect the work from damage until completion and acceptance of the building.
- f. Cleaning Site: Shall be per Specification Section 10, Article 46.
- g. Expansion Joints: Provide expansion joints maximum of 16'-0" both ways.

### 3.02 SPECIAL REQUIREMENTS

- a. Application of Wall Tile:
  - 1. Wall tile shall be installed per Ceramic Tile Institute Handbook Method No. W231.
  - 2. Setting Bed or Float Coat:
    - (a) Setting bed shall be composed of one (1) part by volume of Portland cement to five (5) parts by volume of clean sharp damp sand to one-half part Miracle Lime. Comply with ANSI A 108A-4.1a.2.1
    - (b) Setting bed shall be applied over scratch coat, which shall be sufficiently wetted to assure proper bonding of the setting bed.
    - (c) Surface shall be true and not less than 3/4".
  - 3. Application of Tile: ANSI Specifications A108-1B and A118.1, Ceramic Tile in Cement Mortar, insofar as any portion is applicable, are hereby made a direct part of this specification. Installation using thin-bed mortar and water resistant organic adhesives in accordance with manufacturer's directions and as Spec. A108-5 for dry set mortars of C.T.I. 0-010-61 for adhesives is acceptable.
  - 4. Dry Wall Grout: A mixture of Portland cement and additives providing water retentivity. Dry-wall grout has the same characteristics as Dry-Set mortar and is suitable for grouting all walls subject to ordinary use. This grout obviates soaking of wall tile, although dampening is sometimes required under very dry conditions. Comply with ANSI, A108.10.
- b. Application of Floor tile Quarry Tile
  - 1. Floor tile shall be installed per the Ceramic Tile Institute Handbook Method No. F-141 on wood floors and Method No. F111 for concrete slab floors.



2. Preparation: Thoroughly clean the concrete base over which tile is to be placed. Remove all high and uneven spots and all loose material and wash down with water.
  3. Setting Bed: Composed of one (1) part by volume Portland cement and five (5) parts sand with optional up to no more than 1/10<sup>th</sup> part hydrated lime. Bed shall not be less than one and one-half inch (1-1/2") thick. Comply with ANSI 108A-4.1a.2.2.
  4. Setting Floor Tile: Tile shall be set to a true and even surface with uniform joints of appropriate size depending upon the type of tile on a cured mortar bed with dry-set cement mortar. Comply with ANSI- A108.1B and ANSI A108.1C.
  5. Grouting Floors: Joints shall be grouted with grey cement mixed with clean water to a consistency of cream. Force grout into all joints and bring to a level surface with tile. Comply with ANSI, A108.10.
- c. Cutting and Patching:
1. The Contractor shall do all patching of his work as required for the installation of the work of other contractors.
  2. Immediately before turning the building over to the Owner, the Contractor for the tile work shall make a careful inspection of all tile and report to the Architect any damage done to same by other trades.
- d. Cleaning: Immediately upon completion and as directed, all tile shall be thoroughly cleaned with clean water. Cleaning shall be done only by those thoroughly familiar with the proper cleaning of tile. In no instance use acid or abrasive material on glazed tile surfaces. Just prior to acceptance of the completed building project, this cleaning process shall be repeated so that the tile work shall be in an acceptable, clean condition at the time of acceptance of the building.
- e. The contractor shall leave with the owner upon completion of all work; an amount of not less than 2% of each material specified for the use in future repairs.

END OF SECTION  
09/07/2018

**ACOUSTIC TILE**

DIVISIONS 00 AND 01 ARE A PART OF THIS SECTION

**PART 1 GENERAL**

## 1.01 SCOPE OF WORK

- a. The work of this Section shall include all labor, material, scaffolding, equipment, and appliances necessary to complete the work indicated on the drawings and/or specified hereunder.

## 1.02 WORK INCLUDED

- a. All acoustic tile for walls and ceilings.
- b. Metal trim for acoustic tile.
- c. All mastic and wood stripping for the direct application of acoustic tile.
- d. Suspended acoustical ceiling systems, support channels, steel suspension system, complete.
- e. Sound barriers over stud partitions where indicated on drawings.
- f. All #12 ga. slack safety hanger wires (including anchorage to the structural above) for support of light fixtures and air terminals.

## 1.03 RELATED WORK

- a. Plywood backing for acoustic tile is specified under the Carpentry section.
- b. No fiber trim shall be used.
- c. Wood stripping under all gypboard.
- d. All electrical work, including fixtures, wiring, conduits, and junction boxes, is specified under the electrical section.
- e. Suspended wood ceiling framing.
- f. Gypsum wallboard backing for acoustic tile is by Gypsum Drywall Contractor.
- g. Fastening of slack safety hanger wires to light fixtures and air terminals shall be by Electrical and HVAC Contractors, respectively.

## 1.04 SUBMITTALS

- a. Contractor shall provide a minimum of five (5) copies of manufacturer literature on all adhesives indicating compliance with 2013 California Green Building Standards Code, Section 5.504.4.1 and Table 5.504.4.1 Adhesive VOC limit and SCAQMD Rule 1168 VOC Limits for review and approval by the architect prior to beginning installation.
- b. Contractor shall submit a minimum of three (3) product sample for each product which indicates size, shape and color availabilities to the architect for review and selection by Architect.

**PART 2 PRODUCTS**

General: The quality, design and installation of all wall and ceiling coverings and support systems shall comply with the requirements and standards adopted by reference from set forth in Chapter 25A, Part 2, Title 24 C.B.C., UBC Materials, Testing and Installation Standards Vol. 3 No. 25-1, and Division of the State Architect's Interpretation of Regulations (IR) 25-5, current edition.

## 2.01 ACCEPTABLE MANUFACTURERS

- a. Acoustical Ceiling Panels and Adhesive Applied Acoustical Units
  - 1. U.S. Gypsum
  - 2. Celotex Corp.
  - 3. Conweb Corp.
  - 4. Gold Bond Building Products
  - 5. Kaiser
  - 6. Armstrong
  - 7. Manville
  - 8. National Gyp. Co.
- b. Exposed and concealed metal direct-hung suspension systems:
  - 1. Chicago Metallic Corporation
  - 2. Donn Corporation
- c. Composition Ceiling Panels
  - 1. "Fibroplank" - Martin Fire Proofing Georgia, Inc.
  - 2. "Tectum" - Tectum, Inc.
- d. Standard Lay in Acoustical Panels
  - 1. Armstrong "Minatone Cortega" style for texture and pattern used for reference only.
- e. Acoustical Sound Barriers
  - 1. Acoustical Solutions, 2420 Grenoble Rd. Richmond, VA 23294  
(800) 782-4742

## 2.02 MATERIALS

All ceiling tiles shall have Class 1 F.S. rating (0-25) and smoke density not exceeding 450.

- a. Acoustic Tile:
  - (1) Mineral Tile: 12"x12"x5/8" thick Type 118, Class 1 Flame Spread (Classification Table No. 8A, Title 24, and UBC), incombustible, carrying Underwriters Lab., Inc. label, Class 1 Flame Spread rating according to Tunnel Test method, factory finish with three (3) coats of washable white paint.
  - (2) Mineral Fiber Lay-In Units: 23-3/4" x 47-3/4" x 5/8" thick for 2 ft. x 4 ft. grid ceilings, Class A (incombustible), carrying Underwriters Lab., Inc. label, Class 1 Flame Spread rating according to Tunnel Test method. Factories finish with three (3) coats of washable white paint.
  - (3) Plastic Coated Tile: Clear plastic overlay, washable, (CPO) shall be applied where indicated on Room Finish Schedule.
- b. Wood Stripping shall be grade "Construction Boards" conforming to Paragraph 118b of the W.C.L.I.B. Grading Rules No. 16.
- c. Nails: 1-1/4" Kollar nails - blued or cadmium.
- d. Mastic: "Webtex Acoustic Cement" or approved equal. Tile applied with mastic shall conform to governing 2013 CBC, Section 803 and 2013 California Green Building Standards Code, Section 5.504.4.1 and Table 5.504.4.1 Adhesive VOC limit and SCAQMD Rule 1168 VOC Limits.
- e. Painted Aluminum Trim: SC 5/8" for 5/8" tile and SC 3/4" for 3/4" tile, as manufactured by Chicago Metallic Sash Co., or approved equal.
- f. Suspension System: (non-rated or fire rated as indicated on the drawings) shall be heavy duty T-Bar system for 2 ft. x 4 ft. grid as approved and listed by Division of the State Architect and meeting tests showing compliance with Title 24, Section 1614A.1.12 and ASCE 7-05, Section 13.5.6. Cross tees eliminated at Quadrulon System light fixtures for 4'x4' opening.

- (1) Components: Main beams and cross tees In accordance with the International Building Code, Section 1621 for Category D, E and F as described in ESR-1308.
  - a) Structural Classification: ASTM C 635, Heavy Duty.
  - b) Color: White and match the actual color of the selected ceiling tile, unless noted otherwise.
  - c) Acceptable System: **Prelude XL Exposed Tee 15/16"** System as manufactured by Armstrong World Industries.
- (2) Attachment Devices: In accordance with the International Building Code, Section 1621 for Category D, E, and F.
- (3) Wire for Hangers and Ties: In accordance with the International Building Code, Section 1621.
- (4) Wall Moldings: 7/8"x7/8" Angle Molding for use with the BERC2 Clip. In accordance with the International Building Code, Section 1621 for Category D, E, and F or method as described in ESR-1308.
- (5) Accessories:
  - a) BERC2 - 2 inch Beam End Retaining Clip, 0.034 inch thick, hot-dipped galvanized cold-rolled steel per ASTM A568 - used to join main beam or cross tee to wall molding.
  - b) SJCG - Seismic Joint Clip, 5 inches x 1-1/2 inch, hot-dipped galvanized cold-rolled steel per ASTM A568. The two piece unit is designed to accommodate a seismic separation joint. The clip is compatible with 15/16 inch and 9/16 inch grid systems including Prelude, Suprafine, and Silhouette The SJCG is not suitable for use with Vector panel installations.
  - c) SJMR15 - Seismic Joint Clip - Main Beam, 1 inch x 4 inches, commercial quality cold rolled hot dipped galvanized steel per ASTM A568, chemically cleansed.
- g. Sound Barriers shall be ABBC-13 Audioseal (1" thickness) Combination Sound Blanket, hung vertically between partition top and floor (or roof) structure above to provide an air and sound tight barrier. Refer to reflected ceiling plans for locations of sound barriers. Refer to manufacturer's directions for installation. Sound Barrier shall have a Class 1 or A fire rating per ASTM E84.

## PART 3 EXECUTION

### 3.01 GENERAL REQUIREMENTS

- a. Examination of Surfaces: The contractor shall be held to have examined the surfaces over which acoustic tiled/or gypsum board are to be applied and if for any reason a perfect job is impossible or anything is detrimental to obtaining a perfect job (straight and true) and with assurance of obtaining the utmost value of the material, it shall be reported to the Architect before proceeding with the work.
- b. Application of Stripping: Stripping for ceilings applied to bottom of wood joists shall be laid flat and at right angles to joists, with Stronghold nails (approved by DSA) at each end and each bearing. Holes for nails at ends shall be pre-drilled. The contractor shall shim where required in order to have all stripping level to receive acoustic tile.
- c. Layout and Application of 12" x12" Units: Start layout from center of room to that all cut edges at walls shall be uniform size of not less than 6" in width. Cut in for light outlets. Lay all tile in a uniform straight pattern so that all tile are in an even plane with all butts and joints even and so that lines of butts are continuous, straight and true. Each piece of 12" x 12" tile shall be secured to solid backing at not less than four (4) spots of mastic or to wood stripping at not less than four (4) points of application with 1-1/4" Kollar nails.

- d. Scribing and Cutting: Scribe acoustic tile to walls with a close, snug fit. Neatly cut in for electrical fixtures and openings so that finish and fixture trim will cover the cut and leave a neat appearance.
- e. The contractor shall furnish to the Electrical Contractor locations for all fixture outlets in acoustic tile areas, locating same in the center of or at the corner intersection of tile prior to installation of electrical rough-in. Locations to be approved by Architect.
- f. Cleaning: Upon completion of the acoustic tile application, clean all tile of fingerprints, dirt, etc., and point up with factory finish and leave all surfaces in a clean and acceptable condition. Site cleaning as per Section 10, Article 30.
- g. Install suspension system and panels in accordance with the 2013 CBC 1616.10.16 ASCE 7, Section 13.5.6, and with the authorities having jurisdiction.
- h. ESR-1308, Section 4.4.3.1, Alternate Seismic Design Category D, E and F Installation:  
Under this installation, the runners must be rated heavy-duty and have a minimum simple span uniform load of 16.35 pounds per lineal foot (238 N/m); maximum ceiling weight permitted is 1.80 pounds per square foot (8.78 kg/m<sup>2</sup>).
  - 1) The BERC-2 clip is used to secure the main runners and cross runners on two adjacent walls to the structure and the two opposite walls to the perimeter trim, as detailed below. A nominal 7/8-inch (22 mm) wall molding is used in lieu of the 2-inch (51 mm) perimeter supporting closure angle required by Section 1616.16.10 ASCE 7, Section 13.5.6.2.1 for Seismic Design Categories D, E and F. Except for the use of the BERC-2 clip and the 7/8-inch (22 mm) wall molding and elimination of spreader bars, installation of the ceiling system must be as prescribed by the applicable code.
  - 2) The BERC-2 clip is attached to the wall molding by sliding the locking lances over the hem of the vertical leg of the wall molding. Clips installed on the walls where the runners are fixed are attached to the runner by a sheet metal screw through the horizontal slot in the clip into the web of the runner.
  - 3) Clips installed on the walls where the runners are not fixed to the runner allow the terminal runner end to move 3/4 inch (19.1 mm) in both directions. BERC-2 clips installed in this manner are an acceptable means of preventing runners from spreading in lieu of spacer bars required in CISCA 3-4, which is referenced in Section 1616.16.10 ASCE 7, Section 13.5.6.2.1.
- i. The SJCG Seismic Separation Joint Clip is to be installed per the manufacturer's instructions, CS-3815.
- j. The SJMR15 Seismic Joint Clip Main Beam is to be installed per the manufacturer's instructions, CS-3955.
- k. The presence of a hanger wire within 3 inches of an expansion relief joint as called for in ASTM C636 shall be required in addition to the requirements of the 2013 CBC 2013 1616.10.16 ASCE 7, Section 13.5.6 and with the authorities having jurisdiction.
  - 1.) Only applies when using Prelude XL Fire Guard 15/16"; Prelude Plus XL Fire Guard 15/16"; and Suprafine XL Fire Guard 9/16" Exposed Tee Systems.
- L. For reveal edge panels: Cut and reveal or rabbet edges of ceiling panels at border areas and vertical surfaces.
- m. Install acoustical panels in coordination with suspended system, with edges resting on flanges of main runner and cross tees. Cut and fit panels neatly against abutting surfaces. Support edges by wall moldings.
- n. Install suspension system and panels in accordance with the manufacturer's instructions, and in compliance with ASTM C 636 and with the authorities having jurisdiction.
- o. Suspend main beam from overhead construction with hanger wires spaced 4'-0" on center along the length of the main runner. Install hanger wires plumb and straight.

- p. Install wall moldings at intersection of suspended ceiling and vertical surfaces. Miter corners where wall moldings intersect or install corner caps.
- q. For reveal edge panels: Cut and reveal or rabbet edges of ceiling panels at border areas and vertical surfaces.
- r. Install acoustical panels in coordination with suspended system, with edges resting on flanges of main runner and cross tees. Cut and fit panels neatly against abutting surfaces. Support edges by wall moldings.

**Adhesive:** Subcontractor shall install ceiling tile by glue-up method to drywall using acoustical tile cement. **Wall Moldings:** Shall be slip-on molding with 15/16" flange as follows:

- i. 1/2" thick, Item #7841
- ii. 5/8" thick, Item #7842
- iii. 3/4" thick, Item #7843
- iv. Accessories: To assist in leveling tiles use 1/16" thick fiber spline approximately 3" long at each corner

### 3.02 DESIGN AND CONSTRUCTION OF CEILING SUSPENSION SYSTEMS

- a. **General:** Ceiling suspension systems used primarily to support acoustical tile panels, plastic panels without light fixtures shall be installed and constructed in accordance with the provisions of 2013 CBC as required and according to the following interpretations:
- b. **Materials:** The materials, installation and workmanship for metal suspension systems for acoustical tile and lay-in panel ceilings shall comply with the requirements for *direct hung* ceilings of ASTM C-635, ASTM C-636 and E580, Section 5 and the provisions and exceptions of these notes.
- c. **Design:** In accordance with 2013 CBC Sec. 1616A.1.20(1616.10.16\*), all ceilings shall be designed and detailed for a minimum lateral force of 1.4 pounds per square foot of ceiling area, or 30 percent of the weight of the ceiling construction and any ceiling-supported partitions, whichever is greater.
- d. **Types of Systems:** All ceilings shall have a minimum classification of "heavy duty" as defined by ASTM C-635.
- e. **Details of Construction:**
  - (1) **General:** The following requirements apply to ceiling systems whose total weight, including ceiling mounted air terminals, services and light fixtures, does not exceed four (4) psf. Heavier systems, and those supporting lateral loads from partitions, will require special design details. Ceilings shall not support material or other building components. Duct work, plumbing and like work shall have its own support system and shall not use the ceiling system or suspension wires. The slope of bracing wires shall not exceed 45 degrees from the plane of the ceiling and wires shall be taut. Splices in wires are not permitted without special DSA approval.
  - (2) **Vertical Support System:** #12 gage wire shall be 0.106 inches in diameter conforming to ASTM A641. #12 gage wire shall be soft annealed, galvanized steel wire with a class 1 coating and may be used for up to and including 4ft. by 4ft. grid spacing and shall be attached to main runners. When drilled-in concrete anchors or power actuated fasteners are used in reinforced concrete for hanger wires, 1 out of 10 wire/anchor assemblies must be field tested for 200 lbs. in tension. When drilled-in concrete anchors are used for bracing wires, 1 out of 2 wire/anchor assemblies must be field tested for 440 lbs. in tension in the direction of the wire. Shot-in anchors in concrete are not permitted for bracing wires.  
**Note:** Drilled-in or power actuated fasteners require special DSA approval

prior to use in prestressed concrete. Fasten #12 hanger wires with not less than three (3) tight turns. Fasten #10 or #12 bracing wires with four (4) tight turns. Make all tight turns within a distance of 1-1/2 inches. Hanger or bracing wire anchors to the structure should be installed in such a manner that the direction of the anchor aligns as closely as possible with the direction of the wire. **Note:** Wire turns made by machine where both strands have been deformed or bent in wrapping can waive the 1-1/2 inch requirement, but the number of turns should be maintained, and be as tight as possible. Provide #12 gage hanger wires at the ends of all main and cross runners within eight (8) inches of the support or within one-fourth (1/4) of the length of the end tee, whichever is least, for the perimeter of the ceiling area. Perimeter wires are not required when the length of the end tee is eight (8) inches or less. Separate all ceiling hanger and bracing wires at least six (6) inches from all unbraced ducts, pipes, conduit, etc. Provide trapeze or other supplementary support members at obstructions to typical hanger spacing. Provide additional hangers, struts or braces as required at all ceiling breaks, soffits, or discontinuous areas. Hanger wires that are more than 1 (horizontal) in 6 (vertical) out of plumb are to have counter-sloping wires.

- (3) **Horizontal Support System:** The lateral support system for ceilings shall be shown on the reflected ceiling drawings. The adequacy of the system shall be demonstrated by calculations and/or tests, including the adequacy of the main runner splices and cross runner intersection connections and shall comply with 2013 CBC Section 808. Calculations shall be based on the required lateral loads as called for; tests shall show a capacity of twice the calculated load to allow for a factor of safety. A set of 4 splay wires shall be provided for each 144 sq. ft. for schools unless other specially designed and detailed bracing is provided. First set of splay wires shall be 6'-0" or less from any wall for schools. Splay wires must have 4 tight turns for #12 ga. or 3 tight turns for #10 ga. Wires shall be taut without causing ceiling to lift. Provisions shall be made for possible differential movement between ceilings and side walls. Terminal ends of each main and each cross runner shall be wire supported with #12 hanger wire attached within 8" of wall or soffit; wall trim angles shall not provide primary support for runners. Lateral support of ceilings shall not be provided by the angle trim and runner may be riveted to wall at a maximum of 2 adjacent walls; the ceiling must be at least 3/4" free of other walls. Cross runners over 12" long and all main runners not connected to walls must be interconnected near the free end with a metal strut securely attached to prevent spreading. In computing the vertical component in a splayed wire ceiling bracing system, a seismic factor of .35. may be used. Any rational system that complies with the requirements of these notes will be acceptable.
- (4) **Light Fixture and Air Terminal Support:**
- (a) All light fixtures and air terminals shall be attached to the ceiling grid to resist a horizontal force equal to the weight of the fixtures. Screws or approved fasteners are required.
  - (b) Flush or recessed light fixtures, weighing less than 56 lbs. and mechanical terminals and services, weighing less than 20 lbs., may be supported directly on the runners of a heavy duty grid system but, in addition, they must have a minimum of two (2) #12 gage slack safety wires attached to the fixture at diagonal corners and

- anchored to the structure above. All 4ft. x 4ft. light fixtures must have slack safety wires at each corner.
- (c) All flush or recessed light fixtures weighing 56 lbs. or more and mechanical terminals and services, weighing 20 lbs. or more, must be independently supported by not less than four (4) taut #12 wires, each attached to the fixture and to the structure above.
  - (d) Support surface mounted light fixtures shall be supported by at least two positive clamping devices made of #14 ga. minimum steel which surround the ceiling runner and supported to the structure above with a #12 ga. wire. Rotational spring clips are not acceptable. A suspension wire shall be attached to the main runners within 6" of the location that the fixture loads the runners (at least 2 wires per fixture).
  - (e) Support pendant mounted light fixtures directly to the structure above with hanger wires through each pendant capable of supporting 4 times the load. The runner shall not be used in the support linkage, but shall be bypassed with a suitable device.
  - (f) All suspension hanger wires and anchors to structure above shall be furnished and installed by acoustic tile contractor. Connection of hanger wires to light fixtures and air terminals shall be by electrical and HVAC contractors, respectively.
  - (g) Provide additional supports when light fixtures are 8 feet or longer. Maximum spacing between supports shall not exceed 8 feet.
- (5) Partitions: If non-bearing partitions that extend to and terminate at a suspended ceiling are supported laterally by opposing splayed wires spaced a maximum of 8 ft. on center along the top edge of the partition or by other equivalent means, they may be considered as not addition to the lateral load required to be resisted by the ceiling system.

Suspended ceiling systems required to provide lateral support for the permanent or relocatable partitions, the connection of the partition to the ceiling system, the ceiling system members and their connections, and the lateral force bracing shall be designed to support the reaction force of the partition from the prescribed loads applied perpendicular to the face of the partition. Partition connectors, the suspended ceiling system and the lateral-force bracing shall all be engineered to suit the individual partition application and shall be as shown on the drawings or as per these specifications. Per 2013 CBC Section 16, 1616.10.16 ASCE 7 Section 13.5.6.2.2 paragraph 6.

- f. One Hour Rated Assembly: All buildings and/or rooms where indicated on the drawings, shall have a tested and approved one-hour assembly, installed in strict compliance with the requirements for said assembly.
  - (1) Provide U.L. Design No. or Fire Marshal Listing No. The design and installation must conform in every particular with the U.L. or SMF design.
  - (2) A set of 4 "splay" wires shall be provided for each 144 sf. for schools or 96 sf. for hospitals. The first set of splay wires shall be 4'-0" from any wall. Only one set of splay wires may be installed between any two expansion cutouts.
  - (3) There shall be no pop rivets, screws, or other attachments unless specifically detailed on the approved drawings and approved by U.L. and SFM recognized laboratories.
- g. Shop Drawings: The Contractor shall submit five (5) copies of shop drawings (with calcs) to the Architect prior to installation; no deferred approval permitted.



## 3.03 INSTALLATION OF SOUND BARRIERS

- a. Method #1: For long runs, plenum depth of 3'-7" or less, where run of sheet can be horizontal, notch both top corners of Acoustic-lead sheet 3" x 1-1/2", then fold over the 1-1/2" tab for vertical seams, and wrap top edge of sheet around outside of black iron channel. Fasten channel and lead to underside of deck 24" o.c., providing a minimum 2-2 1/2" drape at bottom. Provide additional drape and/or auxiliary sealing with tape or staples. *For plenum depths greater than 3'-7", cut length of sheet equal to plenum depth plus 5" and proceed as above using 4' wide sections hung vertically.*
- b. Method #2: Alternate for plenum depth 3'-3" or less, where run of sheet can be horizontal, notch both top corners of Acoustilead sheet 7" x 1-1/2" and wrap 1-1/2 times around a spruce or plyscore 1 x 2 not exceeding 8' in length. Fasten ground and lead to deck as in Method #1, providing adequate drape at bottom. *For plenum depths greater than 3'-3", cut length of sheet equal to plenum depth plus 7" and proceed as above using 4' wide sections hung vertically.*
- c. General - All Methods: Seams shall be formed by turning up 1 1/2" tab at each vertical edge and sealing with 3" pressure sensitive tape. Pinch stapling 12" o.c. or crimping is optional. When used as a barrier in controlled air systems, barrier shall have a minimum 4" drape at bottom. Bottom edge shall be taped or sealed with butyl rubber or similar sealant to ceiling or top of partition. Stapling of vertical seams is mandatory for air distributing ceiling systems. If partition does not penetrate the acoustical ceiling, this joint must be gasketed or caulked and the barrier sheet should overlay the ceiling tiles where they straddle the partition. If metal pan ceiling tiles permit lateral travel of sound through the tiles, steps must be taken to block such leaks. Install Acoustilead strips in the metal pan under the insulation in all tiles which bridge the partition top or request further specific details.
- d. Various other methods of installation shall for special or unique conditions be in conformance with manufacturer's instructions and details.

## 3.04 EXTRA MATERIALS

- a. Acoustical Ceiling Tiles: Furnish quantity of full size units equal to 2.0 percent of amount installed.
- b. Exposed Suspension System Components: Furnish quantity of each exposed component equal to 2.0 percent of amount installed.

END OF SECTION  
04/19/2018

**RESILIENT FLOORING AND RUBBER TOPSET BASE**

DIVISIONS 00 AND 01 ARE A PART OF THIS SECTION

**PART 1 GENERAL**

1.01 SCOPE OF WORK

The work of this Section shall include all labor, material, equipment, and appliances required to complete all the work shown on the drawings and/or specified hereunder. delivery to the building is considered part of this contract.

1.02 WORK INCLUDED

- a. All resilient tile flooring
- b. All rubber topset base on walls and cabinets
- c. All vinyl composition coved bases (including cove backing and metal cap trim)
- d. All flat rubber bases where called for at carpeting
- e. All sheet vinyl roll stock and coved base
- f. All waterproof adhesive in connection with setting of tile and bases
- g. Cleaning and waxing of all tile and bases

1.03 RELATED WORK

- a. Back-up bases or screeds upon which finish bases are to be laid.
- b. Metal thresholds are furnished by Finish Hardware and installed by Carpentry.

1.04 SUBSTITUTIONS

See Article 19, Specification Section 10.

1.05 SUBMITTALS

- a. Contractor shall provide a minimum of five (5) copies of manufacturer literature on all adhesives indicating compliance with 2013 California Green Building Standards Code, Section 5.504.4.1 and Table 5.504.4.1 Adhesive VOC limit and SCAQMD Rule 1168 VOC Limits for review and approval by the architect prior to beginning installation.
- b. Contractor shall submit a minimum of three (3) product sample for each product which indicates size, shape and color availabilities to the architect for review and selection by Architect.
- c. Contractor shall submit documentation that the Resilient Flooring Systems complies with the 2013 California Green Building Codes Standards, Section 5.504.4.6 per Section 5.504.4.6.1.

**PART 2 PRODUCTS**

2.01 ACCEPTABLE MANUFACTURERS

- a. Resilient Tile Flooring and Sheet Vinyl Flooring:
  - (1) Armstrong
  - (2) Altro
  - (3) G.A.F.
  - (4) Schuller
  - (5) Kentile
  - (6) Optima
- b. Base:
  - (1) Armstrong
  - (2) Burke
  - (3) Mercer
  - (4) Roppe

## 2.02 MATERIALS

- a. Vinyl Composition Tile: Armstrong Standard Excelon 12" x 12" x 1/8" thick, pattern and color as selected. Fed. Spec. SS-T-312B.
- b. Sheet (Roll Stock) Vinyl: Armstrong Connection Corlon, with Hydrocord back, or approved equal. Color and pattern as selected. Provide Altro Designer 25 commercial sheet vinyl in Kitchens and Food service areas where indicated on plans.
- c. Rubber Topset Base: 2-1/2", 4", and/or 6", 1/8" thick. Color as selected. Molded outside corners. Fed. Spec. SS-W-40A, Int. Amend. 1, Notice 1.
- d. Adhesive shall be waterproof and of the type recommended by the manufacturer of the material with which it is used. Adhesives shall comply with 2013 California Green Building Standards Code, Section 5.504.4.1 and Table 5.504.4.1 Adhesive VOC limit and SCAQMD Rule 1168 VOC Limits
- e. Metal Trim: Trimedge, Chromedge or approved equal, extruded white metal molding of shapes and designs indicated on the drawings and/or as herein specified.
- f. Cove Base Cap Trim: Trimedge A-604HG or approved equal for vinyl tile.
- g. Cleaner: Armstrong's Liquid Cleaner, Hillyard's "Super Shine-All" or approved equal.
- h. Wax: All first grade "Super Hil-Brite," as manufactured by Hillyard Chemical Co., Armstrong's "Linogloss" or approved equal.
- i. Vinyl Resilient Reducer Strips: Johnsonite or Mercer of size, shape and color selected by the Architect.
- j. Hydraulic Cement Self-Leveling Compounds shall be Ardex K15 or Napei Ultra Plan or other manufacturers recommended compound.
- k. All resilient flooring shall have a coefficient of friction of at least 0.6 per ASTM D0247.

## PART 3 EXECUTION

## 3.01 GENERAL REQUIREMENTS

- a. **Workmanship:** Only skilled workmen, experienced in their respective trades and work shall be employed. All work shall be performed in a first class workmanlike manner and shall be subject to the approval of the Architect or his representative.
- b. **Examination of Surfaces:** The contractor shall be held to have examined the floor surfaces over which resilient flooring is to be applied and if for any reason a perfect job is impossible or anything is detrimental to obtaining a perfect job with assurance of obtaining the utmost value of the floor, it shall be reported to the Architect before proceeding with the work. NOTE: If required, the contractor shall remove all sealer material from floor to receive floor tile.
- c. **Colors of all material shall be as selected by the Architect. Current color samples shall be furnished to the Architect for color selection.**
- d. **Manufacturer's Recommendations:** All materials shall be applied in accordance
- e. **Moisture of Surfaces:** All surfaces over which resilient flooring is to be applied shall be thoroughly dry before flooring is applied. Moisture tests shall be performed prior to the start of installation according to the RMA Calcium Chloride test method utilizing 1-test per 1,000 s.f. of floor area. No tests shall be taken until the buildings is climatically controlled to installation temperature flooring manufacturer recommendation. Test results shall not exceed 3-lbs./1000 s.f. /24 hours. Test results shall be mapped, charted and submitted to the Architect prior to installation.
- f. **Temperature of Rooms:** No materials shall be applied in any room where the temperature is less than 70 degrees F. and this temperature shall be maintained during the laying of all specified material. The materials shall be stored in a dry place in the building at a temperature of not less than 70 degrees F. for a period of 24 hours before laying.
- g. **Cleaning:** Upon completion of the work, clean all resilient flooring with specified cleaner or its approved equal; remove all traces of adhesive and wipe clean.
- h. **Protection:** The contractor shall cover all his work as necessary to protect from damage until completion and acceptance of the building.
- i. **Tile, Base and Sheet Vinyl Stock For Owner:** At completion of the work, the Contractor shall leave with the Owner for future repairs, 2% of total used in each color and pattern of material used.
- j. **Bonding and PH testing shall be performed. Testing shall be at the expense of the contractor. Waiver of tests does not constitute waiver of any warranties or guarantees required by the terms of this contract.**

## 3.02 INSTALLATION

- a. Contractor shall verify all substrates to be acceptable for installation of resilient flooring. The start of laying flooring shall be considered as the contractor acceptance of substrate. Provide and install cement self-leveling compounds where required to ensure an acceptable substrate.
- b. **Laying of Resilient Tile Floors:**

- (1) Sweep floors and bases clean of all dirt, loose and/or foreign materials.
  - (2) Lay out pattern marking to obtain uniform base widths, connections at thresholds, etc.
  - (3) Apply tile to floors and bases with waterproof adhesive as recommended by the manufacturer, making neat joints, cuts, etc.
- c. Laying of Rubber Topset Base or Flat Rubber Base:
- (1) Clean surface of all foreign matter.
  - (2) Apply rubber base in accordance with manufacturer's recommendation, using a waterproof adhesive. All joints shall be cut on the lap and shall be cut to a straight and true line.
- d. Laying of Cove Bases:
- (1) Clean surfaces of all foreign and loose material.
  - (2) Lay out pattern as related to floor tile and sheet vinyl.
  - (3) Apply wood cove bases to receive material and nail to wood grounds.
  - (4) Apply metal cove base cap trim setting to a straight and uniform height and fix in place with nails at 16" o.c. and/or as necessary to obtain a tight fit.
  - (5) Use long lengths of metal trim, miter at corners and scribe to adjoining metal and plaster in a neat workmanlike manner.
  - (6) Apply material to floors, and cove up into metal cove base trim using waterproof adhesive. Make neat joints, cuts, etc., and fit material neatly into metal cap trim. Form coves by heating material and roll into place over wood coves. Miter material at corners, angles and returns.
- e. Laying of Sheet Vinyl:
- (1) Sweep floors and bases clean of all dirt, loose and/or foreign material.
  - (2) Apply sheet vinyl to floors and bases with waterproof adhesive as recommended by manufacturer. Install with Seam Master.
- f. Seaming: All seams of sheet vinyl flooring shall be heat welded and sealed per manufacturer recommendation. All seam colors shall match adjacent flooring.
- g. Waxing: Clean all resilient flooring with cleaner as specified under Paragraph 3.01, subparagraph g. Wax and buff with two (2) coats of wax and polish to leave a clean and polished surface.
- h. Guarantee: All work executed under this Section of the Specifications shall be free from defects of materials and workmanship for a period of one (1) year from date of final acceptance of this work.

END OF SECTION  
12/11/2013

**PAINTING**

DIVISIONS 00 AND 01 ARE A PART OF THIS SECTION

**PART 1 GENERAL**

## 1.01 SCOPE OF WORK

The work of this Section shall include all labor, material, scaffolding, equipment and appliances necessary to complete the work indicated on the drawings and/or specified hereunder.

## 1.02 WORK INCLUDED

- a. Preparation, sanding, scraping, putty work and cleaning of all woodwork and/or metal work to be painted.
- b. Painting, staining, or natural finishing of all exterior woodwork, trim and millwork.
- c. Painting of all heating and ventilating equipment where exposed, including roof mounted air conditioners.
- d. Painting of all exterior and interior exposed metal work (except aluminum).
- e. Paint or natural finishing of all interior woodwork, millwork, casework, counters, shelving, trim, plywood, etc.
- f. Painting of all interior and exterior plaster (not integrally colored).
- g. Painting of all gypsum board (where noted on Room Finish Schedule).
- h. Backpriming of all wood casework, eave fascias, etc.
- i. Field and touch up painting (except prime coat) of structural steel and miscellaneous iron.
- j. Touch-up painting of factory finished metal products, i.e., toilet stalls, shower stalls, lockers, shelving, etc. (Paint furnished by metal product supplier).
- k. Washing, priming and back priming of all sheet metal work.
- l. Painting of all galvanized metal expansion joints 1/2" and wider.
- m. Sealing and painting of all concrete block (where noted to be painted on Room Finish Schedule).
- n. Painting of all exposed steel decking.
- o. Painting of all playcourt markings.
- p. Remodel Work:
  - All New Work - Three (3) coats as specified.
  - Existing Work - Fill holes and cracks and apply two (2) coats (final two (2) coats as specified).

- q. Refer to Section 07 14 00, Waterproofing and Dampproofing, for materials to be applied by Painting Contractor.
- r. Vinyl wall covering.
- s. Finish painting of all factory primed metal equipment supplied under other sections of these specifications, including in wall table pockets.

**1.03 RELATED WORK**

- a. Installation of drywall accessories, taping, filling and surface finishing (texturing) of all gypsum board is specified under Section 09 26 00.
- b. Painting of all aluminum in contract with cement grout or asphalt.

**1.04 REGULATORY REQUIREMENTS**

- a. Adhesives, sealants and caulking shall comply with 2019 California Green Building Standards Code, Section 5.504.4.1 and Tables 5.504.4.1 Adhesive VOC limit, 5.504.4.2 Sealant VOC Limit, 5.504.4.3 VOC Content Limits for Architectural Coatings and SCAQMD Rule 1168 VOC Limits. Contractor shall submit literature to demonstrate compliance with these regulations prior to beginning installation.

**PART 2 PRODUCTS**

**2.01 MATERIALS**

- a. Inspection and Samples: Painters' materials are to be delivered at the building in their original labeled, unbroken packages and not opened until inspected and marked by the Architect or his representative. This Contractor shall furnish 12" x 12" sample plywood and masonite boards and shall experiment with colors for all surfaces on the job to the full satisfaction of the Architect or his representative. These sample boards shall not be destroyed until all painting is done and final approval is given.
- b. Names, Brands, Makes and Numbers hereafter specified are used solely for the purpose of establishing a strict first quality grade of paint. Any change from these grades may be had only upon written consent of the Architect. All paint products used on this project shall be the products of one manufacturer unless specifically set forth otherwise herein, in which case the primer and undercoats shall be the products of the same manufacturer as the final coat.
- c. Paint:
  - 1. Akzonobel Mfg of (Devoe High Performance Coatings, Glidden Professional Paints)
  - 2. Benjamin Moore and Co. (Moore)
  - 3. Dunn-Edwards
  - 4. Sherwin-Williams
  - 5. Or approved equal

- d. Semi-Transparent Stain:
  1. Akzonobel Mfg of (Devoe High Performance Coatings, Glidden Professional Paints, and Flood wood care products)
  2. Benjamin Moore & Co.
  3. Dunn-Edwards
  4. Sherwin-Williams
  5. Or approved equal
  
- e. Sealer:
  1. Rainguard International Mfg of (Micro seal, Blox-Loc ) emulsion/siloxane solution sealer.
  2. Thompson's: Sealing of masonry walls

Anti-graffiti coatings: Two component aliphatic urethane polyester based mixture.

1. Benjamin Moore & Co.
2. Dunn-Edwards Corporation.
3. Rainguard International Mfg of Vandal Guard anti graffiti Coating.

## 2.02 SUBSTITUTIONS

See General Conditions, Section 33, Article 19

## PART 3 EXECUTION

### 3.01 GENERAL REQUIREMENTS

- a. Workmanship: Only skilled workmen experienced in their respective trades and work shall be employed. All work shall be performed in a first class workmanlike manner and shall be subject to the approval of the Architect or his representative.
  - (1) All finishes shall meet the basic standards of practice, which are satisfactory to the Architect. Each coat shall be of the proper consistency and the mixing, thinning, preparation of surfaces and application in strict accordance with paint manufacturers specifications and/or instructions. Each coat of paint finish shall be well brushed out or flowed on, to obtain a uniform and even finish free of brush marks, runs, sags, crawls, dust, pimples, encrusted brush bristles, holidays and any variance in finish (color, shade, sheen or matt) or other blemishes to the finished surfaces.
  - (2) It is the responsibility of the Contractor for inspection of all surfaces, prior to application of any paint. If the manufacturer's representative or the Contractor consider any surface unsuitable for proper application and/or proper performance of the paint, the manufacturer's representative and the Contractor shall immediately notify the Architect in writing. Materials shall not be applied until such unsuitable surfaces or conditions have been made satisfactory. The manufacturer's representative or the Contractor shall furnish to the Architect a letter certifying that all surfaces were inspected and approved as above specified and that all materials furnished were as specified. The contractor shall furnish to the Architect a letter certifying that all materials used were as specified.



- b. Approvals: An approval for all brands of materials not mentioned in the following list shall be obtained in writing from the Architect before incorporation into the work. Before any paint has been delivered to the site, the Contractor shall submit four (4) lists of materials, which the Contractor proposes to use to the Architect for his review and approval. No deviation from the approved list will be allowed without written permission. Approved List-Glidden Professional Paints, Fuller O'Brien, Benjamin Moore, Dunn-Edwards, Pittsburgh Paints or approved equal. Requests for substitutions shall be accompanied by test reports from a commercial testing laboratory showing equality in weathering, hardness, washability, gloss and color retention, flow, hiding, flexibility, non-yellowing and general original appearance. These tests shall be conducted according to procedures set forth in Federal Specification TTL-P-141 of American Society of Testing Materials Specification.
- c. Storage: All materials shall be stored and mixed only in such rooms as will be designated for that purpose, by the Architect or his representative and such space shall be kept clean. Floor shall be covered with "Sisal Kraft" paper with joints lapped at least six inches (6"). All necessary precautions shall be taken to prevent fire and all oily rags shall be hung out flat and singly in open air.
- d. Manufacturer's Recommendations: The specifications and instructions of the paint manufacturer shall be carefully followed, especially regarding mixing, thinning, application and preparation of surface.
- e. Preparation of Surfaces: The Painter, before proceeding with his work must see that the carpenter has set all nails in finish, removed all bruises, stains, etc., where same show through finish. Scrape and sandpaper entire woodwork and remove finish hardware and see that the entire woodwork is in good condition before painting. **THE PAINTING CONTRACTOR SHALL BE RESPONSIBLE FOR INSPECTING THE WORK OF OTHERS PRIOR TO THE APPLICATION OF ANY PAINT OR FINISHING MATERIAL. IF ANY SURFACE TO BE FINISHED CANNOT BE PUT IN PROPER CONDITION FOR FINISHING BY CUSTOMARY CLEANING, SANDING AND PUTTYING OPERATIONS, THE PAINTING CONTRACTOR SHALL NOTIFY THE GENERAL CONTRACTOR, ARCHITECT OR OWNER IN WRITING, OR ASSUME RESPONSIBILITY FOR RECTIFYING ANY UNSATISFACTORY FINISH RESULTING.** All interior woodwork shall be thoroughly hand sandpapered and dusted thoroughly with air and dry brush. All nail holes, cracks and defects shall be carefully puttied and in stained work shall match the color of the stain. In natural finish, it shall match the color of the wood.
- f. Knots and Pitch Pockets: Interior woodwork to receive shellac over all knots and sap pockets. Pitch pockets cut out by the carpenters and then spackled and shellacked.
- g. Condition of Surfaces: Paint, enamel, stain or varnish shall not be applied to wet, damp, dusty, greasy, fingermarked, rough, unfinished or defective surfaces. Application: Latex or vinyl paint shall only be applied when temperatures of surfaces to be painted and surrounding air temperatures are between 50 degrees F and 90 degrees F. Do not paint when temperature varies widely, which might result in condensation on freshly coated surfaces. Apply solvent thinned paints only when temperature of surfaces to be painted and surrounding air temperatures are between 45 degrees F and 95 degrees F. All Plaster Walls shall have a maximum of 15% moisture content as measured on a standard moisture met. It is the painter's responsibility to verify the moisture content prior to applying paint.

- h. Sanding: All woodwork shall be sandpapered smoother after each and every coat of material, except last coat, and all surfaces shall be free from dust, dirt or other imperfections.
- i. Priming of Millwork: All millwork must be primed and back-primed on **all** sides immediately on arrival at the job.
- j. Removal and Storage of Hardware: Remove all finish hardware before starting work, carefully labeling same as to its proper location and store carefully during progress of painting work.
- k. Protection: Floors and plumbing fixtures to be kept clean and protected. The dumping of paints, stains, or washes in plumbing fixtures will not be allowed. Great care shall be taken not to injure or spatter paint on adjacent work, which shall be covered and fully protected, but should any paint be spattered for found where not called for, the defective surface shall be cleaned off and the original surface restored.
- l. Rough Plumbing: All exposed plumbing and plumbing fixtures where not enameled shall be painted as specified for metal work.
- m. Inspection by Architect: After each and every coat of paint, sizing, enameling or other application, including sanding and rubbing, the work shall be inspected, passed on, approved and marked by the Architect, his representative or the job inspector before application of the following coats. Notice must be given after all coats and work done without approval of each coat will be rejected and an additional coat applied.
- n. Sample Boards: Furnish sample boards and experiment with colors for the surface on the job to the full satisfaction of the Architect. These sample boards shall not be destroyed until painting is done and until the final approval of the work.
- o. Colors: The color of every coat of paint, enamel, stain, etc., shall be as selected by the Architect. Every coat of paint shall be a slightly different shade. Current color chip samples shall be furnished to the Architect for color selections.
- p. Turpentine shall be used for thinner and drier only. Thinner shall only be used if approved by the Architect and only if recommended by the manufacturer.
- q. Rejected Materials shall be removed from the site immediately upon notification from the Architect.
- r. Cleaning: From time to time, remove all dirt, debris, waste, rubbish, etc., from the building site. All woodwork, hardware, floors or other adjacent work shall be cleaned. The painter shall protect and keep clean all portions of the work that are not to be painted, stained or varnished and upon completion shall have a neat, clean and workmanlike job. Cleaning includes the removal of all paint spots on glass and brush drags where cut in on sash.
- s. Spraying will be permitted on certain types of work **when approved and directed by the Architect** subject to the following stipulations: "Spraying regulations covering work to be done on this project shall be permitted in areas and on surfaces as covered by the "Standard Agreement" recommended by the California State Contractors Association and agreed to by the International Brotherhood of Painters, Paper Hangers and Decorators of America. Copies of this Agreement are

available to all contractors in all major cities of California. Any deviations or exceptions shall be referred to the Joint Committee and their ruling shall be final."

- t. Back Priming: All plaster and wood surfaces that will not be exposed to view shall be painted the same as the first coat of finish specified, except gypsum board.
- u. Multiple colors: Classrooms will have two colors selected for each room. Colors will be designated for entire wall. There will be no accent strips.
- v. Exterior Painting: Painter shall allow for three (3) color selections, plus the school colors for exterior painting and trim colors.

### 3.02 SPECIAL REQUIREMENTS

- a. All products listed are those of Glidden Professional Paints and are specified solely for establishing a quality standard.

- b. EXTERIOR WORK:

- (1) On Metal Work: (Metal trim Hollow Metal Doors and Frames)

1st coat:	Devoe Devflex 4020 Primer
2nd coat:	Devoe Devflex 4216 Semi Gloss Finish
3rd coat:	Devoe Devflex 4216 semi Gloss
	or
1st coat:	Ultra Spec Acrylic Metal Primer (HP04)
2nd coat:	DTM Acrylic Semi-Gloss Enamel (WH29)
3rd coat:	DTM Acrylic Semi-Gloss Enamel (WH29)

- (2) On Metal Work: (Bonderized or Base Metal and Shop Primed) (Total of 3 coats)

1st coat:	Devoe Devflex 4020 Primer
2nd coat:	Glidden Professional Fortis 350 2406-xxx Enamel (Tinted toward final color)
3rd coat:	Glidden Professional Fortis 350 2406-xxx semi gloss enamel*
	or
1st coat:	Ultra Spec Acrylic Metal Primer (HP04)
2nd coat:	Ultra Spec EXT Gloss Finish (N449)
3rd coat:	Ultra Spec EXT Gloss Finish (N449)

- (3) On Metal Work: (Galvanized) (Total of 4 coats)

1st coat:	Chemical Etch Devoe Devprep 88
2nd coat:	Devoe Devflex 4020 Metal Primer 100% Acrylic Multi-Purpose Primer
3rd coat:	Glidden Professional Fortis 350 2406-xxx Exterior 100% Acrylic Semi-Gloss Paint (Tinted toward final color)
4th coat:	Same as 3 <sup>rd</sup> coat
	or
1st coat:	Fresh Start High-Hiding All Purpose Primer (046)
2nd coat:	Ultra Spec EXT Gloss Finish (N449)

3rd coat: Ultra Spec EXT Gloss Fininsh (N449)

(4) On Wood Work: (Total of 3 coats)

1st coat: Glidden Professional 6001-1200 Hydrosealer  
Exterior 100% Acrylic Wood Primer  
2nd coat: Glidden Professional Fortis 650 2406-xxx SEMI-  
GLOSS Enamel (Tinted toward final color)  
3rd coat: Same as 2<sup>nd</sup> coat\*  
or  
1st coat: Ultra Spec EXT Latex Primer (N558)  
2nd coat: Ultra Spec EXT Gloss Fininsh (N449)  
3rd coat: Ultra Spec EXT Gloss Fininsh (N449)

(5) Back Priming: (Total of 1 coat)

1st coat: Glidden Professional 6001-1200 Hydro seal  
Exterior 100% Acrylic Wood Primer  
or  
1st coat: Ultra Spec EXT Latex Primer (N558)

(6) Exterior Cement Plaster (over color coat or Existing paint)

1<sup>st</sup> coat Glidden Professional Fortis 650 2200-xxx Flat  
Primer  
2<sup>nd</sup> coat Glidden Professional Fortis 350 2200-xxx Exterior  
100% Acrylic Flat Finish  
or  
1st coat: Ultra Spec EXT Latex Primer (N558)  
2nd coat: Ultra Spec EXT Gloss Fininsh (N449)  
3rd coat: Ultra Spec EXT Gloss Fininsh (N449)

c. INTERIOR WORK:

(1) Enamel For Metal Trim and Metal Doors and Jambs: (Total of 3 coats)

1st coat: Glidden Professional Gripper 3210 Multi-Primer  
2nd coat: Devoe Devflex 4216 Semi Gloss Finish  
3rd coat: Devoe Devflex 4216 Semi Gloss Finish  
or  
1st coat: Fresh Start High-Hiding All Purpose Primer (046)  
2nd coat: DTM Acrylic Semi-Gloss Enamel (WH29)  
3rd coat: DTM Acrylic Semi-Gloss Enamel (WH29)

(2) Enamels for Plaster Walls and Ceilings: (Total of 3 coats)

1st coat: Glidden Professional Bond Prep 3030-1200 Latex  
Primer Sealer  
2nd coat: Glidden Professional Diamond 350 1407-xxx  
Acrylic Semi-gloss Interior Wall & Trim Enamel  
3rd coat: Same as 2<sup>nd</sup> coat

or

1st coat: Fresh Start High-Hiding All Purpose Primer (046)  
 2nd coat: Ultra Spec 500 Interior Semi-Gloss (N539)  
 3rd coat: Ultra Spec 500 Interior Semi-Gloss (N539)

(3) Enamel for Gypsum Board Walls and Ceilings: (Total of 3 coats)

1st coat: Glidden Professional Prep Prime 1000-1200  
 Interior Acrylic Wall Primer Sealer  
 2nd coat: Glidden Professional Diamond 350 1407-xxx  
 100% Acrylic Latex Semi-Gloss or Satin 1403-xxx  
 3rd coat: Glidden Professional Diamond 350 1407-xxx  
 100% Acrylic Latex Semi-Gloss or Satin 1403-  
 xxx

or

1st coat: Ultra Spec Interior Latex Primer (N534)  
 2nd coat: Ultra Spec 500 Interior Semi-Gloss (N539)  
 3rd coat: Ultra Spec 500 Interior Semi-Gloss (N539)

- d. Painting of Mechanical and Electrical Equipment: All mechanical and electrical equipment, piping and machinery (not factory finished) of any kind where exposed to view shall be painted as specified and shall be included as a part of this work. Inside of ducts, where exposed to view through register and grilles, shall be painted two (2) coats of black paint of type specified for metal work. All structural framing supporting equipment shall be painted same as for equipment where exposed to view. All ducts, plenums, ventilators, fan housings, ventilating equipment, etc., shall be painted as specified for metal work. All piping equipment and machinery (not factory finished) in heater rooms and/or mechanical rooms, shall be painted the same color but a different shade, as the walls or ceilings adjacent. Piping and equipment covered up in attic space, furred ceilings and furred pipe spaces will not require paint finishes.
- e. Miscellaneous Painting:
- (1) Interior surfaces of all casework and cabinet work, including tops, bottoms, backs and interior surfaces of all drawers and trays shall be shellacked and varnished, one (1) coat of white shellac and two (2) (2) coats of clear "satinflat" varnish. (Sand after first and second coats.)
  - (2) Tops, bottoms, sides, edges and ends of all doors shall receive the same number of coats as specified for woodwork. All portions that cannot be painted shall be oiled.
- f. Cleaning and Touch Up:
- (1) Carefully remove all spattering and traces of paint materials from the work of others; from glass, plumbing fixtures and trim, hardware, tile surfaces, floor covering, etc., and make good all damages thereto that may be caused by such materials or cleaning. Likewise, make a detailed inspection of all painting work and touch up or refinish satisfactorily all abraded, stained or otherwise disfigured portions thereof, as required to produce a first-class job.

- (2) Upon completion of the work herein before specified, remove all unused materials and implements of service, rubbish and debris resulting from the paint work and leave the entire building and premises, insofar as the work of this section is concerned, neat, clean and as approved by the Architect.
  
- g. Guarantee: All work executed under this Section of the Specifications will be free from defects of materials and workmanship for a period of one (1) year from date of final acceptance of this work.
  
- h. Extra Stock - Upon completion of the work of this Section, deliver to the Owner additional stock equaling 1 percent, but not less than a full unopened container of each color, type and gloss of paint used.

END OF SECTION  
10/18/2022

**CHALKBOARDS AND TACKBOARDS (M.D.F.)**

DIVISIONS 00 AND 01 ARE A PART OF THIS SECTION

**PART 1 GENERAL**

1.01 SCOPE OF WORK

The work of this Section shall include all labor, material, scaffolding and appliances required to complete the chalkboard and tackboard work indicated on the drawings and specified hereunder.

1.02 WORK INCLUDED

- a. Provide and install all tackboard units complete with "Duracore" backing and aluminum trim.
- b. Provide and install all chalkboard units complete with foil-backed medium density fiberboard core, aluminum trim and eraser shelf.
- c. Provide and install continuous map rails with map hooks and one (1) flag holder over all chalkboards and separate tackboards.
- d. Provide all screws, toggle bolts, rawl plugs and adhesive for application of boards.
- e. Breaking in of all chalkboards upon completion of the installation.
- f. Cleaning of all chalkboards and tackboards.
- g. Provide and install all vertical sliding chalkboard units.

1.03 RELATED WORK

- a. Surfaces over which chalkboard and tackboards are to be applied are specified under other Sections of the Specifications.
- b. All chalkboards and tackboards, which are an integral part of cabinets, are specified in Sections 12 32 00 and 06 22 00.02.
- c. Chalkboards on operable walls (doors) are specified in Section 10 22 26.33.

1.04 SHOP DRAWINGS

Blueprints of shop drawings shall be submitted per Sections 10 and 01301 to the Architect for approval prior to fabrication.

**PART 2 PRODUCTS**

2.01 CHALKBOARDS

Chalkboards shall be No. 1064 M "Duracite" as manufactured by Claridge Products, Inc.

1. Writing Surface: Shall be baked-in alkyd resin.

2. Core Material: Shall be 7/16" medium density fiberboard with aluminum foil backing.
3. Chalkboard Style: Shall be Series 3, with slip-on aluminum trim.
4. Color: Shall be as selected by Architect from (10) standard colors.
5. Ruling: Shall be permanently factory ruled (before baking) for Kindergarten classrooms, Grades 1-3, 4-6 and music rooms. See details for spacing.
6. Size: Standard height shall be 4', maximum length shall be 12' - see Interior Elevations.
7. Guarantee: The contractor shall provide manufacturer's 5 year warranty.

## 2.02 TACKBOARDS

Tackboards shall be No. 1380 "Fabricork" as manufactured by Claridge Products, Inc. Tackboard shall be vinyl covered 1/16" cork laminated over 3/8" 'Duracore' backing. Standard height shall be 4', maximum length shall be 16', see Interior Elevations. Color shall be as selected by Architect from (28) standard colors.

## 2.03 METAL TRIM

Metal trim for chalkboards and tackboard shall be extruded aluminum, etched and satin anodized, as manufactured by Claridge Products, Inc. or approved equal.

- a. Edge Trim: #180
- b. Divider: #186A
- c. Chalk Rail: #362
- d. Map Rail: #181 (slot bottom runner at 3'-0" on center to receive map hooks)
- e. Map Hook: #76M (at 24" on center)
- f. Flag Holder: #76FH (1 per board)

## 2.04 MANUFACTURERS

Shall be members of the Porcelain Enamel Institute, Inc., Washington D.C.

- a. Chalkboard equals: Carolina Chalkboard "Temperite II"
- b. Tackboard equals: Carolina Chalkboard "Plasti-Cork"; Greensteel Vinyl "Tac-Text"
- c. Aluminum trim equals: Carolina Chalkboard Series 100 Trim; Greensteel A-Series Trim
- d. For substitutions - see Article 30, Section 10.

## 2.05 ADHESIVE

Shall be Claridge #16A or approved equal.



**2.06 SCREWS**

Shall be Phillips oval head countersunk chrome plated screws, # 8 x 2-1/2" at 24" o.c. max.

**2.07 VERTICAL SLIDING CHALKBOARD**

Vertical sliding chalkboard shall be as manufactured by Claridge Products and Equipment, Inc., Harrison, Arkansas, or approved equal, housing for operating mechanism and all framework and trim shall be heavy-gauge etched and satin anodized extruded aluminum. Panels to operate over roller bearing sheaves and to be equipped with spring mounted nylon rollers for elimination of side motion and noise. Chalkboards to be "Duracite" units, of dimensions shown on drawing and in accordance with manufacturer's specifications and shop drawings as approved by the Architect.

**PART 3 EXECUTION**

**3.01 INSPECTION OF SURFACES**

Surfaces over which boards are to be applied shall be inspected. If there is any reason why a perfect job cannot be obtained, notify the Architect before proceeding with the installation.

**3.02 INSTALLATION**

All surfaces over which the boards are to be applied shall be thoroughly clean and dry before application. Boards shall be installed per manufacturer's directions at such time as directed by the General Contractor. The height at which the boards are to be installed shall be verified with the Architect and Owner immediately prior to starting installation. Holes for toggle or rawl plugs shall be neatly drilled so that the trim will properly cover and that unit boards may be easily removed and replaced without additional drilling or disfigurement of walls.

**3.03 CLEANING AND BREAKING-IN**

- a. The entire surface of the chalkboard shall be "chalked-in" after installation by laying a piece of first quality chalk on its side and running it over the entire surface, then erasing with a clean eraser. The chalkboards and tackboards shall be cleaned of all fingerprints, dirt, marks, etc., upon completion of the installation.
- b. The contractor shall clean all surfaces soiled by work of the trade and shall remove all debris and rubbish at completion of work.

END OF SECTION  
03/05/2008

**SIGNS**

DIVISIONS 00 AND 01 ARE A PART OF THIS SECTION

**PART 1 GENERAL****1.01 SCOPE OF WORK**

The work of this Section shall include all labor, materials, appliances, equipment, and transportation in connection with furnishing and installing of all plastic identifying devices, complete, as shown on the drawings and specified herein.

**1.02 RELATED WORK**

- a. Installation of signs is specified under Carpentry Section, 06 10 00.
- b. Painted Signage is specified under Section 09 91 00.

**PART 2 PRODUCTS****2.01 APPROVED MANUFACTURERS**

- a. Mohawk Sign Systems-Photo Graphic Image Series
- b. Vomar Products, Inc.
- c. ASI Sign Systems
- d. Specialized Builder's Hardware for exterior Site signage and Accessible Interior signage

**2.02 PRODUCT REQUIREMENTS**

- a. All signs shall be single-faced and shall be unframed, for flush mounting. Type style shall be Helvetica Medium. All signs shall have photo-graphic or digital image. Except for Photo-Graphic/Digital Image Series and Exterior accessible site signage all other signs shall be of color selected by Architect from standard manufacturers color palette.
- b. All signs shall meet the following requirements:
  - 1. Contain at least 60% renewable paper resources
  - 2. Contain 3 to 5% pre-consumer recycled content
  - 3. Suppliers must implement SFI standards
  - 4. Certified GREENGUARD® Indoor Air Quality
  - 5. Low emitting and non-toxic materials
  - 6. Contain No-urea-formaldehyde resins
  - 7' No glues or chemical bonding agents
- c. Signs shall be NEMA Class A fire rated "self-extinguishing"
- d. Raised And Braille Characters And Pictorial Symbol Signage: Letters and numerals shall be raised 1/32 in., uppercase, Sans Serif or simple Serif type and shall be accompanied with Grade 2 Braille. Raised characters shall be at least 5/8 in. high but no higher than 2 in. Pictograms shall be accompanied by the equivalent verbal description placed directly below the pictogram. The border dimension of the pictogram shall be 6-in. minimum in height.
- e. Finish and Contrast: characters and their background shall have a non-glare finish. Characters shall contrast with either light characters on dark background of dark characters on a light background. 11B-703.5.1

- f. Character Proportions: characters shall be selected from fonts where the width of the uppercase letter 'O' is 60 percent minimum and 110 percent maximum of the height of the uppercase letter 'I'. 11B-703.2.4.

All letters measured must be uppercase. After choosing a typestyle to test, begin by printing the letters I, X, and O at 1 inch high. Place the template's 1:1 square over the X or O, whichever is narrower. If the character is not wider than 1 inch, nor narrower than the 3:5 rectangle, the proportions are correct. Use the 1:5 rectangle to determine if the stroke of the I is too broad, and the 1:10 rectangle to see if it is too narrow. If all the tests are passed, the typestyle is compliant with proportion code.

- g. Braille shall be contracted (grade 2). Braille dots shall have a domed or rounded shape. Dot base diameter shall be 0.059 (1.5mm) to 0.063 (1.6mm). Distance between two dots in the same cell shall be 0.100 (2.5mm). Distance between corresponding dots in adjacent cells shall be 0.300 (7.6mm). Dot height of 0.025 (0.6mm) to 0.037 (0.9mm). Distance between corresponding dots from one cell directly below is 0.395 (10mm) to 0.400 (10.2mm). Table 11B-703.3.1 braille shall be positioned below the corresponding text in a horizontal format, flush left or centered. If text is multi-lined, braille shall be placed below. The entire text. Braille shall be separated 3/8 inch (9.5mm) minimum and 1/2 inch (12.7mm) maximum from any other tactile characters and 7/8 inch (9.5mm) minimum from raised borders and decorative elements. 11B-703.3.2.

Recommend Rounded or domed California Braille dots, each distinct and separate. Dots with straight sides and flat tops are not readable for many Braille users.

### PART 3 EXECUTION

#### 3.01 INSTALLATION

- a. Identification devices herein specified shall be installed under the Carpentry Section, in accordance with the drawings and as directed by the Architect. Tactile sign mounting height shall be located 48 inches (1219mm) minimum above the finish floor measured from the baseline of the lowest braille cells and 60 inches (1524mm) maximum above the finish floor, measured from the baseline of the highest line of raised characters. 11B-703.4.1.
- b. Mount all single faced signs on wall surfaces by applying a contact adhesive, as manufactured by Weldwood, or an approved equal, to both the sign back and mounting surface, in accordance with adhesive manufacturer's recommendations.

#### 3.02 SCHEDULE (All exterior doors to have painted graphics and additional raised lettered and braille sign.) See also Section 09 91 00. (Site Accessibility and Restroom Accessibility signage to be Specialized Builders Hardware (SBH) or equal) **Provide additional raised lettered and Braille signs adjacent to all doors in accordance with the requirements of the American Disability Act (ADA).**

- a. Site:
- Van Access (R1820 HVP)
  - Accessible Parking-Non-Van (R99R12)
  - Parking Entrance (R99R24)
  - Directional Arrow w/HC Symbol (RFH123)

b. Buildings:

Accessible Symbol for Glass Application #162) 6"x6" decal

Restrooms -

Girls/Women's HC (SBH12G/W)

Boys/Men's HC (SBH12B/M)

Unisex (SBH12U)

Classrooms

Exit \_\_\_\_\_

END OF SECTION  
05/06/2014

**SOLID PLASTIC TOILET AND SHOWER STALLS**

DIVISIONS 00 AND 01 ARE A PART OF THIS SECTION

**PART 1 GENERAL**

1.01 SCOPE OF WORK

The work of this Section shall include all labor, material, equipment and appliances required to complete all the toilet and shower partition work shown on the drawings and specified hereunder. Delivery to the building is considered part of this contract.

1.02 WORK INCLUDED

- a. Provide and install all solid plastic toilet stalls and screens.
- b. Provide and install all anchors and fittings for installation of all solid plastic toilet stalls, screens and shower compartments.

1.03 RELATED WORK

- a. Wood backing for anchorage of toilet stalls, baffles and compartments is specified in Section 06 10 00.

1.04 REFERENCES

- a. ASTM International (ASTM):
  - 1. A167 - Standard Specification for Stainless and Heat-Resisting Chromium-Nickel Steel Plate, Sheet, and Strip.
  - 2. B221 - Standard Specification for Aluminum and Aluminum-Alloy Extruded Bars, Rods, Wire, Profiles, and Tubes.
  - 3. E84 - Standard Test Method for Surface Burning Characteristics of Building Materials.
- b. National Fire Protection Association (NFPA) 286 - Standard Methods of Fire Tests for Evaluating Contribution of Wall and Ceiling Interior Finish to Room Fire Growth.

1.05 SUBSTITUTIONS

See DIV. 00 Section 10 Article 19, and DIV. 01 Section 01 33 00.

1.06 GENERAL REQUIREMENTS

- a. Cooperation: Cooperate with the other trades for a completely anchored and finished job, furnishing and installing anchors, braces, hardware, flanges, etc.
- b. Anchorage: If, for any reason, the proper anchorage is impossible, this Contractor shall report same to the Architect and receive further instructions before proceeding with the work.
- c. Damage: The Contractor shall protect from damage the other trades work and shall repair same where any damage occurs.

- d. Responsibility: The Contractor shall assume the responsibility for proper anchorage of the equipment, and all partitions posts and fittings shall be securely anchored.

**1.06 SHOP DRAWINGS**

Shop drawings shall be delivered in seven (7) copies for the Architect's approval prior to fabrication, per Div.00 Section 10 Article 14.

**1.08 APPROVED PARTITION MANUFACTURER'S**

- a. Scranton Products, Inc.
- b. Bobrick
- c. Approved equal

**PART 2 PRODUCTS**

**2.01 MATERIALS**

- a. Materials specified are for Scranton Products, Hiney Hider Series, to set standard of quality.
- b. All Compartments For Toilets: Shall be High Density polyethylene (HDPE) solid 1" thick panels.
- c. Materials: All panels, doors, pilasters, screens and benches shall be fabricated from polymer resins under high pressure forming a single component section that is waterproof, corrosion proof, impact resistant and non-absorbent, which has a self-lubricating surface similar and equal to Santana's `Plasti-Glaze 280' finish which resists marking with pens, pencils, lipsticks and other writing or marking implements. Manufacturers to submit necessary ASTM E-84 test data to comply with applicable fire codes, flame spread Class II.
- d. All Partitions: Shall be 1" thick, with all edges machined to a radius of .250" and all sharp corners removed. All dividing panels and doors shall be 55" high, and mounted 14" above finished floor, shower partitions shall be 76" high. Provide aluminum edging strips at all door and panel bottoms.
- e. All Pilasters: Shall be floor-to-ceiling height or floor mounted overhead braced, as shown on plans, and fastened to 3" high non-corrosive polymer resin shoes by means of theft-proof stainless steel sex bolts, fasten shoe to floor with #14x3-1/2" S.S. screws in plastic rawls.
- f. Hinges: Shall be integral, fabricated from door and pilaster with no exposed metal parts. Door pivots on opposing cams made of nylon 6/6 with reinforced stainless steel pin. ADA accessible stall doors shall have extra-large heavy-duty self-closing hinges.

- g. Doors: Shall be 55" high mounted 14" above floor and shall be furnished with (1) hook/bumper, mount at +48" in ADA accessible stall in addition, ADA accessible stalls shall have (1) "U" Shaped door pull each side and (1) wall stop.
- h. Door Strike and Keeper: Shall be heavy duty 6" plates, fabricated from heavy aluminum extrusion (6463-T5 alloy) with clear anodized finish with wrap-around flange and thru-bolted to pilaster with one-way sex bolts.
- i. Door Latch Housing: Shall be fabricated from heavy aluminum extrusions (6463-T5 alloy) with clear anodized finish, thru-bolted to door with one-way sex bolts. Slide bolt and button shall be heavy aluminum with 'tough-coat black' finish. Hardware shall comply with requirement for the persons with Disabilities Act.
- j. Wall Brackets: Shall be continuous (55" min.) fabricated from high density polymer resin weighing not less than #. 82/lf. Brackets shall be used for all panel to pilaster, pilaster to wall and wall to panel connections. Brackets shall be thru-bolted to panel/pilasters with one-way sex bolts at 12" o.c. Connect bracket to Stud wall with (3) #14 x 3-1/2" stainless steel screws at 12" o.c. staggered. At Masonry Wall attach with 1/4" diameter Hilti Kwik Bolt 3 Stainless Steel 2" minimum Embed. 12" o.c. staggered, per ICC EST 1385.
- k. Door Pulls, Door Stops and Bumper/Hooks: Shall be of Stainless Steel (no Zamac). Door pulls shall be "U" shaped or wire pull both sides of the door. Door hardware shall be mounted t 30" to 44" above finished floor.
- l. Color: Shall be as selected by the Architect from the manufacturer's standard colors (minimum of 9).
- m. ADA accessible Compartment Doors: Shall provide 32" clear access at end entry and 34" clear access at side entry. Doors shall be self-closing. Provide "U" shaped door pull below latch each side.

**PART 3 EXECUTION**

**3.01 INSTALLATION**

- a. Erection of partitions, etc. shall be in accordance with the manufacturer's standard recommendations and the following:
- b. All parts shall be erected in a substantial manner, straight, level and plumb.
- c. No evidence of drilling, cutting, or patching shall be visible in the finished work.
- d. Clearance at vertical edges of doors shall be uniform top to bottom and shall not exceed 3/16".
- e. Finished surfaces shall be cleaned after installation and left free from imperfections.
- f. Approved shop drawings to be submitted through subcontractor and manufacturer showing plans, elevations and details prior to fabrication and installation.

END OF SECTION  
03/30/2018

**TOILET AND BATH ACCESSORIES**

DIVISIONS 00 AND 01 ARE A PART OF THIS SECTION

**PART 1 GENERAL**

1.01 SCOPE OF WORK

The work of this Section shall include all labor, material, equipment and appliances required to complete all the work shown on the drawings and/or specified hereunder.

1.02 WORK INCLUDED

Provide and install all toilet and bath accessories, including, but not limited to grab bars, toilet paper dispensers, soap dispensers, paper towel dispensers, electric hot air hand dryers, etc.

1.03 RELATED WORK

Backing for accessories is specified under the Carpentry Section.

1.04 SAMPLES

One (1) sample of each accessory proposed for use shall be submitted to the Architect for approval. Samples may be installed in the work after approval and comparison with other items.

1.05 MANUFACTURERS' SPECIFICATIONS

Contractor shall furnish to Owner not less than three (3) sets of catalogs, manuals and/or advertising literature for each toilet room accessory item installed. These catalogs or manuals shall clearly describe the item, replacement parts, methods of service or repair and shall list acceptable soaps, paper or other materials to be used or dispensed by item.

**PART 2 PRODUCTS**

2.01 ACCEPTABLE MANUFACTURERS

- a. Bobrick
- b. ASI
- c. Xlerator
- d. Or Approved equal.

2.02 MATERIALS

- a. Materials and finish shall be the best of their several kinds and shall be the manufacturer's standard for the various units except where specified otherwise. Proprietary items herein referred to are for type and style reference only.
- b. The following shall be as manufactured by Bobrick Corp.:



1. Concealed mounted straight Grab bars, B-5806.99 x 36 and 42 as shown drawings.
2. Mirror, B-165 2436
3. Recessed Multi-Roll Toilet Tissue Dispenser, B-4388

**PART 3 EXECUTION**

**3.01 GENERAL REQUIREMENTS**

Contractor shall verify locations and dimensions shown with field conditions and shall be responsible for accuracy and conformity of work with existing conditions, and shall bear all expenses of changes or extras resulting from inaccuracies in his work. Contractor shall avoid damaging the work or finish of other trades and shall repair any damage, or replace damaged items, as directed, at no additional cost to Owner.

**3.02 INSTALLATION**

- a. Accessories shall be installed after all other adjacent finishes are completed. Only workmen skilled in this category shall install the various items; care shall be exercised to avoid damage to other trades' work. Contractor shall be responsible for damage during performance of this work.
- b. Toilet accessories required to be accessible shall be mounted at heights according to CCR, T-24, Sec. 1118B.

END OF SECTION  
12/13/2022

**PLUMBING**

DIVISIONS 00 AND 01 ARE A PART OF THIS SECTION

**PART 1 – GENERAL****A. DIVISIONS 00 AND 01 ARE A PART OF THIS SECTION****B. SCOPE.**

1. Work Included. Provide all labor, materials and services necessary for complete, lawful and operating systems as shown or noted on the drawings or as specified here. The work includes, but is not necessarily limited to, the following:
  - a. Demolition of all plumbing fixtures, equipment and piping systems indicated or required to be removed or modified.
  - b. A complete remodel of sanitary soil, waste and vent piping including connection existing P.O.C.'s, waste, and drain connections to all fixtures and equipment.
  - c. A complete remodel of hot and cold water piping including connection to existing P.O.C.'s, and connections to fixtures and equipment.
  - d. Condensate drains from air conditioning units.
  - e. Acceptance testing as required under California Building Energy Efficiency Standards, Title 24.

**C. CODES AND STANDARDS**

1. All work and materials shall conform with current rules and regulations of applicable codes. Nothing in these Drawings or Specifications is to be construed to permit work not conforming to these codes. Should the Drawings or Specifications call for material or methods of construction of a higher quality or standard than required by these codes, the Drawings and Specifications shall govern.
  - a. Applicable codes and standards shall include but are not necessarily limited to:
    - i. California Code Of Regulations:
      1. Title 8, Industrial Relations
      2. Title 17, Public Health
      3. Title 19, Public Safety
      4. Title 21, Public Works
      5. Title 24, Energy Regulations
    - ii. California Building Code.
    - iii. California Mechanical Code
    - iv. California Plumbing Code
    - v. American Society for Testing and Materials (ASTM)
    - vi. American Water Works Association (AWWA)
    - vii. Cast Iron Soil Pipe Institute (CISPI)
    - viii. National Electrical Code (NEC)
    - ix. National Electrical Manufacturers Association (NEMA)
    - x. National Fire Protection Association (NFPA)
    - xi. National Sanitation Foundation (NSF)
    - xii. Occupational Safety and Health Act (OSHA)
    - xiii. Plumbing and Drainage Institute (PDI)
    - xiv. Americans with Disabilities Act. Accessibility Guidelines for Buildings and Facilities. (ADAAG).

**D. PERMITS AND FEES**

1. The Contractor shall take out all permits and arrange for all tests in connection with such work as required. All charges are to be included in the work. All charges or fees for service connections, meters, etc., shall be included in the work.

**E. COORDINATION OF WORK**

1. Before starting any work, thoroughly examine all existing and newly completed underlying and adjoining work and conditions upon which the installation of this work is in any way dependent for the workmanship required by the Contract Documents. Report to the Architect and Engineer in writing any and all conditions which might adversely affect this work and limit ability to perform the required workmanship.
2. Layout of materials, equipment and systems is generally diagrammatic unless specifically dimensioned. The actual locations of all materials, piping, ductwork, fixtures, equipment, supports, etc., shall be carefully planned, prior to installation of any work, to avoid all interference's with each other, or with structural, electrical or architectural elements. Verify the proper voltage and phase of all equipment with the electrical plans. All conflicts shall be called to the attention of the Engineer prior to the installation of any work or the ordering of any equipment.
3. Because of the small scale of the drawings, it is not possible to indicate all offsets, fittings, and accessories that may be required. Carefully investigate the mechanical, electrical, structural, architectural drawings and field conditions that could affect the work to be performed and arrange such work accordingly. Provide the required piping and ductwork offsets, fittings, and accessories to meet such conditions.
4. Spaces provided in the design of the building shall be utilized and the work shall be kept within walls or furring lines established on the drawings. Any discrepancy between Architectural or Mechanical drawings with respect to wall or furring locations and dimensions shall be brought to the Architect's attention for resolution before proceeding with installation.
5. Any work which is done as an addition, expansion, or remodel of and existing system shall be compatible with that system

**F. MANUFACTURER'S RECOMMENDATIONS**

1. All material, equipment, and devices, etc., shall be installed in a manner meeting approval of the manufacturer of the particular item. The Contractor shall make himself available of all installation manuals, brochures, and procedures that the manufacturer issues for the equipment and material. Contractor shall be held responsible for all installations contrary to the manufacturer's recommendations. Contractor shall make all necessary changes and revisions to achieve such compliance.

**G. GUARANTEE**

1. Guarantee shall be in accordance with the General Conditions. These Specifications may extend the period of the guarantee for certain items. Where such extensions are called for, or where items are normally provided with guarantee periods in excess of that called for in the General Conditions, the certificate of guarantee shall be furnished to the Owner.

**H. QUIETNESS**

1. Piping of all types, ductwork, and equipment shall be arranged and supported so that the vibration is at a minimum and is not transmitted to the building structure.

**I. DAMAGES BY LEAKS**

1. The Contractor shall be responsible for damages caused by leaks in the temporary or permanent piping or mechanical systems prior to completion of work and during the period of the guarantee.

**J. SUBMITTALS**

1. Shop Drawings. Within 30 days of contract award, the Contractor shall submit six copies of shop drawings for all materials, equipment, etc., proposed for use on this project. Material or equipment shall not be ordered or installed until written review is processed by the Engineer. Any item omitted from the submittal shall be provided as specified without substitution. All shop drawings must comply with the following:
  - a. Shop drawings are required for all material and equipment items and shall include manufacturer's name and catalog numbers, dimensions, capacities, performance curves, and all other characteristics and accessories as listed in the contract documents. Descriptive literature shall be current manufacturer's brochures and submittal sheets.
  - b. All shop drawings shall be submitted at one time in a three hole binder with title sheet including Project Title, Architect, Engineer, Contractor, table of contents, and indexed tabs dividing each group of materials or item of equipment. All items shall be identified by the specification paragraph number for which they are proposed. All equipment shall also be identified by the mark number as indicated on drawings. Submittals shall bear the stamp of certification by the Contractor as evidence that the Contract Documents (Specifications and Drawings) have been thoroughly checked.
  - c. All capacities, characteristics, and accessories called for in the specifications or on the drawings shall be high-lighted, circled or underlined on the shop drawings. Data must be complete enough to permit detailed comparison of every significant characteristic which is specified, scheduled or detailed.
2. Review. Submittals will be reviewed for general conformance with the design concept, but this review does not guarantee quantity shown, nor does it supersede the responsibility of the Contractor to provide all materials, equipment and installation in accordance with the drawings and specifications. The Contractor shall agree that shop drawing submittals processed by the Engineer are not Change Orders; that the purpose of shop drawing submittals by the Contractor is to demonstrate to the Engineer that the Contractor understands the design concept, that he demonstrates his understanding by indicating which equipment and material he intends to furnish and install and by detailing the fabrication and installation methods he intends to use.
  - a. If deviations, discrepancies or conflicts between shop drawings and design drawings and specifications are discovered either prior to or after shop drawing submittals are processed by the Engineer, the design drawings and specifications shall control and shall be followed. Submittals for products and equipment offered as an alternate to that specified will require, if accepted by the Engineer, resubmission of the Title 24 Energy Compliance Calculations if the specified product or equipment was included within the scope of the approved calculations on file with the reviewing authority. The cost of preparing resubmission will be the responsibility of the Contractor.

**K. OPENINGS, CUTTING AND PATCHING**

1. The locations and dimensions for openings through walls, floors, ceilings, foundations, footings, etc. required to accomplish the work under this Specification Division shall be provided under this Division. Except as noted below, the actual openings and the required cutting and patching shall be provided by other Divisions. Coring through existing concrete or masonry walls, floors or asphaltic concrete required to accomplish the work under this Specification Division shall be provided under this Division. Restoration of all surfaces shall be provided by other Divisions.

Cutting or coring shall not impair the strength of the structure. Any damage resulting from this work shall be repaired at the Contractor's expense to the satisfaction of the Architect and Engineer.

#### L. DEMOLITION

1. Existing equipment, ducts, piping, valves, fittings, devices, etc., requiring removal shall be removed and delivered to the Owner at a location on the job site to be determined by the Owner. Those items determined by the Owner to be of no value shall become the property of the Contractor and shall be removed from the job site by the Contractor at the Contractor's expense.
2. Existing piping, ducts, and services, etc., requiring capping or plugging shall be capped or plugged below floors, behind walls, above ceilings or above roof unless otherwise noted.

#### M. EXCAVATION AND BACKFILLING

1. Excavation and backfilling for work to be done under this Specification Section shall be done under this Section. All underground lines outside buildings shall be 2'-0" minimum backfill cover unless a greater depth of cover is recommended by the pipe manufacturer for the particular application. Width at top of pipe shall be 16" plus the outside width of pipe. Provide all shoring where required by site conditions.
2. Backfill
  - a. 6" Below, Around, and to 12" Above Pipe. Material shall be sand. Place Carefully around and on top of pipe, taking care not to disturb piping, consolidate with vibrator.
  - b. One Foot Above Pipe to Grade. Material shall be sandy or silty loam, free of lumps, laid in 6" layers, uniformly mixed to proper moisture and compacted to required density. If backfill is determined to be suitable and required compaction is demonstrated by laboratory test, water compaction in 6" layers may be used, subject to review by Engineer.
3. Compaction. Compact to density of 95% within building and under walkways, driveways, traffic areas, paved areas, etc. and to 90% elsewhere. Demonstrate proper compaction by testing at 8" above top of pipe. Perform test at every 100' of trench. If a test fails, the compaction shall be re-worked in both directions back to test points that passed, before re-testing.
4. Electrical conduit shall not be run in excavations provided for mechanical systems.
5. Excavation and backfilling in a public right-of-way shall be done in strict accordance with the agency having jurisdiction.

#### N. HANGERS AND SUPPORTS.

1. Provide all hangers, bracing, and supports for the proper installation of equipment and materials under this Section of the Specification.
2. Any structural element required to properly hang or support piping, ducts, or equipment, etc., provided under this Specification Section and not shown on the Architectural or Structural Drawings shall be provided under this Specification Section.
3. Hangers for ducts less than six sq. ft. in cross sectional area shall have hangers per SMACNA Duct Construction Standards, (current) Edition.
4. All plumbing piping shall be supported and seismically braced in compliance with HCAI (OSHDP) Pre-Approval No. OPM-0052-13 the "B-Line / Tolco Industries Seismic Restraint System". or other OSHDP pre-approved system. Copies of the above publication and details shall be provided by the Contractor and maintained at the project site until final acceptance.

**O. FLASHING**

- 1. Whenever any part of the Plumbing System(s) must penetrate the roof or outside wall, the openings shall be flashed and counter-flashed absolutely water tight with minimum 22 gauge galvanized sheet metal, prime coated. Flashing aprons shall extend not less than eight inches (8") from the pipe or supporting member in all directions unless detailed otherwise. All penetrations shall be flashed following the procedures of the National Roofing Contractor's Association

**P. PAINTING**

- 1. Paint all black iron supports, hangers, anchors, etc., and all uninsulated black iron pipe work installed in weather exposed locations with one coat of rust resisting primer.

**Q. CONTINUITY OF SERVICES**

- 1. All existing services and systems shall be maintained except for short intervals when connections are to be made. The contractor shall be responsible for any interruptions of services and shall repair damage done to any existing service caused by the work.
- 2. If utilities not indicated on the drawings are uncovered during excavation, the Contractor shall notify the architect immediately for further instructions.

**R. DEFINITIONS**

- 1. Provide. The term "provide" as used in these specifications or on the Drawing shall mean furnish and install.
- 2. Piping. The term "piping" as used in these Specifications or on the Drawings shall mean all pipe, fittings, nipples, valves, unions, hangers, and thermal insulation, etc., as may be required for a complete and functional system.
- 3. Wiring. The term "wiring" shall include the provision of all necessary products which are required for a complete installation and shall include products such as conduit, electrical boxes, connections, transformers, relays and switches.

**S. PAINTING**

- 1. Paint all black iron supports, hangers, anchors, etc., and all uninsulated black iron pipe work installed in weather exposed locations with one coat of rust resisting primer.

**T. ACCESS DOORS AND PANELS**

- 1. Provide access doors as required where equipment, piping, valves, ductwork, etc. are not otherwise accessible. Access doors shall match the wall or ceiling finish and fire rating as indicated on the Architectural drawings or as required to match wall construction. 16-gauge steel frame and 14-gauge steel panel with paintable finish, except in ceramic tile, where panel shall be 16-gauge stainless steel with satin finish. Continuous hinge. Screwdriver latch. Deliver panels to the General Contractor for installation. Provide Zurn Z-1460-4 for square doors and Z-1460-5 for rectangular doors, Karp, or equivalent. Unless otherwise noted , the minimum sizes shall be as follows:
 

a. 1 valve up to 1-1/2"	12"x12"
b. 1 valve up to 3"	16"x16"
c. Fire damper, VAV box, coil	16"x16"

**U. SYSTEM IDENTIFICATION**

- 1. Above Grade Piping. Provide markers on piping which is either exposed or concealed in accessible spaces. For piping systems, other than drain and vent lines, indicate the fluid conveyed or its abbreviation, by stenciled marking or decals, and include arrows to indicated

direction of flow. Locate markers at end of lines, near major branches and other interruptions including equipment in the line, where lines pass through floors, walls or ceilings or otherwise pass into inaccessible spaces, and at 50' maximum intervals along exposed portions of lines. Marking of short branches and repetitive branches of equipment connections are not required. Decals pasted, glued, or adhered to piping or insulation shall be Seton "Setmark", or equivalent. Decals or stencils shall be applied after the painting of all piping systems is complete and after preliminary acceptance of piping system. Decals and stencils shall comply with ANSI and OSHA specifications with respect to marker size, color, and legend.

## V. PROJECT CLOSE-OUT

1. Record Drawings
  - a. Provide in accordance with general conditions of the specifications.
2. Operation and Maintenance Manual for Mechanical Systems
  - a. Provide three (3) copies of Operation and Maintenance Manuals to the Engineer for review and acceptance. Provide the Owner's designated representative with one copy of the approved O & M manual. Bind Operation and Maintenance Manuals for each Mechanical System (Plumbing, Air Conditioning, etc.) in a hard-backed binder. Cover of each binder shall have the following lettering:

OPERATION  
AND  
MAINTENANCE  
MANUAL  
(project site name)  
(project site address)  
BAKERSFIELD CITY SCHOOL DISTRICT  
BAKERSFIELD, CALIFORNIA

Provide a transmittal letter at the beginning of the manual on the Contractor's letterhead. Letter shall be signed by a contractor principal (Owner or Corporate Officer) and shall be countersigned by the Owner's designated representative and shall indicate the date when the mechanical systems were shown and explained in detail to the Owner's designated representative. (The Engineers office shall be notified 48 hours minimum prior to the owner-contractor meeting.)

Provide a master index at the beginning of Manual showing items included. Use plastic tab indexes for the sections of the Manual.

Section 1, General. Provide:

Name of Architect, Mechanical Engineer, Contractor and Mechanical Sub-Contractor.

A complete list of installed equipment with project mark number, indicating name of vendor, address and phone number.

A sub-section with manufacturer's descriptive literature for each item of installed equipment with model, capacities, and all other pertinent information highlighted.

Section 2, Operating instructions. Provide:

General description of each separate system and sub-system.

Step by step procedure to follow in putting each piece of mechanical equipment into operation. Start-up sheets must be signed by the owner of the installing contractor certifying that the start-up has been completed per manufacturer's written instruction.

Schematic as-built control diagrams for each separate system. Diagrams shall bear the date of the acceptance of the project. Include all temperature control panels and their respective functions.

Section 3, Maintenance Instructions. Provide:

Summary list of mechanical equipment used indicating name, model, serial number, and nameplate date of each item together with number and name associated with each system item.

Manufacturer's maintenance instructions for each piece of mechanical equipment installed in project. Instructions shall include name of vendor, installation instructions, parts numbers and lists, operation instructions of equipment and maintenance and lubrication instructions.

Section 4, Warranties. Provide:

A copy of each manufacturer's warranty statement, completely filled out and indicating date forwarded to the respective manufacturer.

## PART 2 MATERIALS

### A. PIPING

1. Domestic Cold Water
  - a. Inside Building, Above Grade or Slab
    - i. Type "L" hard drawn copper tubing with wrought copper solder joint fittings, NIBCO, ANACONDA, or acceptable equivalent. Joints shall be made with 95.5 solder, such as Silavoy Streamline 122, Silvabrite 100 or acceptable "lead free" equivalent. Pipe to be reamed to full bore, de-burred, and joint area cleaned with a Trisodiumphosphate solution prior to joining.
    - ii. Where allowed under local and state building codes: Pro-Press pipe joining system for copper piping.
  - b. Outside Building, Below Grade, Slab, and Paved Areas.
    - i. Schedule 40 galvanized steel with galvanized malleable iron banded 150 lb. fittings. Pipe shall be protected as specified elsewhere in this section.
    - ii. Polyvinylchloride (PVC) pressure rated Schedule 40, ASTM D 2241, with rubber rings, ASTM D 1869. Piping shall be equivalent to Johns-Manville "Ring-Tite" and shall be installed in strict compliance with Manufacturer's Installation Guide. Where sizes shown are smaller than those available with "Ring-Tite" pipe, use schedule 80 PVC glued pipe and fittings. Piping option only where local codes allow its use.
    - iii. Type "K" hard drawn. All else per copper specification above.
2. Domestic Hot Water.
  - a. Inside Building, Above grade or slab



- i. Same as Cold Water Piping - Inside Building.
- 3. Soil Waste and Vent Piping
  - a. Inside Building and Within 5 Feet of Building Wall
    - i. Coated standard weight cast iron pipe and fittings, CISPI Standard 301 and ASTM A-888. Joints shall be ABI "No-Hub" stainless steel band, mechanically assembled (no welds), conforming to ASTM C564.
    - ii. Vent piping and waste piping above floor 2-1/2" diameter maximum may be standard weight galvanized steel pipe.
  - b. Outside Building
    - i. Johns-Manville ring-tite, or equivalent, polyvinylchloride (PVC) gravity pipe, where permitted by local codes, complying with ASTM 03034-SDR 35 with joints using flexible elastomeric seals meeting requirements of ASTM D-3212.
- 4. Condensate Drains
  - a. Type "L" hard drawn copper tubing with wrought copper solder joint fittings. All changes in direction of condensate drain shall be accomplished with plugged tees. Drains shall be extended as indicated on drawings or to nearest acceptable fixture or vent if not indicated.
- 5. Exposed Pipe at Fixtures
  - a. Chrome plated red brass pipe, iron pipe size, with threaded cast bronze chromium plated couplings and fittings. Any pipe required to extend from finish wall into exposed view within Toilet Rooms shall be chrome plated.
- 6. Piping Protective Wrap
  - a. All galvanized or black steel piping buried below grade shall be factory coated with Scotchkote 101 Epoxy Resin as manufactured by 3M Company, or "X-tru-Coat" as manufactured by Pipe Line Service Corp. Field joints shall be wrapped by Scotchrap #50 or coated with Scotchkote 302 as recommended by manufacturer. In lieu of above, pipe may be machine-wrapped with Scotchrap #51. 50% lapped with joints per above.
  - b. Provide a continuous test of all pipe covering, including field joints, prior to backfilling. This test shall be made using a "Holiday Detector" as manufactured by Tinker and Rascor Co., or approved equal. Test at an electrical voltage of 10,000 volts D.C.. Any wrap holiday found shall be patched and retested. This test shall be done in the presence of the owner's inspector

## B. Valves

- 1. General
  - a. Manufacturer's model numbers are listed to complete description. Equivalent models of Crane, Grinnell, Nibco, or Stockham are acceptable. Use ball valves for 1-1/2" and smaller domestic hot and cold water, and gate valves for 2" and larger size.
- 2. Gate Valve
  - a. 2" and Smaller. All bronze, Malleable iron hand wheel, Rising stem, Union bonnet, Wedge disc, 200 psi WOG, Stockham B-105.
  - b. 2-1/2" and Larger. Iron body, bronze mounted, Non-rising stem, Wedge disc, 200 psi WOG, Flanged or AWWA hub end as applicable. Stockham G-612. Underground valves shall have square operating nut. Provide one operating "T" handle for underground valves.
- 3. Check Valves
  - a. 2" and Smaller. All bronze swing check, regrinding. 200 psi WOG. Stockham B-319.
  - b. 2-1/2" and Larger. Swing check, iron body, brass mounted seats, Class 125. Stockham G-931.
- 4. Ball Valve.
  - a. Bronze body, cap, stem, disk and ball. Screwed connection. Lever handle TFE seat. O-ring seals. 600 psi WOG. Consolidated Brass "Apollo", Grinnell,

## C. Insulation

- 1. General
  - a. All insulation shall comply with the requirements per the California Building energy Efficiency standards, Title 24. Refer to Table 120.3-A, Pipe Insulation Thickness
  - b. All insulation shall be provided in accordance with the "National Insulation Contractors Association" manuals. Insulation shall be applied by a contractor holding a valid California C-2 License.

- c. All insulation jackets and lapsal adhesives shall be tested as a composite product in accordance with UBC Standard No. 42-1 and shall have a flame spread of not more than 25 and a smoke developed rating of not more than 50.
  - d. All domestic hot water piping, fittings and accessories shall be insulated. All circulating piping shall be insulated. Cold water piping in ventilated attic shall be insulated.
2. Interior Piping, Fittings and Valves
    - a. Shall be insulated with 1" thick Fiberglass ASJ/SSL U.L. rated pipe insulation through 1" diameter pipe, 1-1/2" thick for 1-1/4" diameter pipe and above. Fittings shall be hard molded plastic flush. Do not insulate flanges or valves unless water temperature exceeds 140°F or the piping is exposed to weather.
  3. Piping Exposed to Weather or View
    - a. All piping and fittings exposed to weather shall have, in addition to the above-described insulation, aluminum jacketing. 0.016" thickness for straight pipe. 0.024" thickness for fittings. Integral moisture barrier. Provide pre-fabricated aluminum strapping and seals by same manufacturer, "Childers" or equal. Secure in place with factory supplied straps. Install all joints to prevent water entry. All joints shall be sealed with outdoor mastic. Benjamin Foster 65-07 or equal.
    - b. For Miscellaneous fittings for which aluminum jackets are not available or where proximity of fittings precludes a neat-appearing installation, the Contractor may cover the insulation with stretchable glass fabric and at least two coats of outdoor mastic.
    - c. Additional Finish for Exposed Piping and Equipment: All piping and equipment exposed to view but protected from the weather such as in equipment rooms shall be given an additional finish of PVC jackets.
  4. Hot Water Supply/Drain Piping and Handicap Fixtures "Handi Lav-Guard" insulating kits by Truebro, Inc. or "Trap Wrap" as manufactured by Brocar Industries. Pre-formed insulation and materials to cover hot water, cold water, and drain piping. Must conform to ADA and California codes. Pressure sensitive expanded poly foam tape will not be accepted.

#### D. Cleanouts

1. Style shall be ZURN as follows (equivalent models of Smith are acceptable):
  - a. For vinyl tile use #ZN-1400-6
  - b. For carpeted areas use #ZN-1400-14
  - c. For terrazzo areas use #ZN-1400-10
  - d. For ceramic tile or finished concrete use #ZN-1420-2
  - e. Grade cleanouts (Non-Traffic areas) use #ZN-1400-25
  - f. Grade cleanouts (Traffic areas) use #ZN-146-15W/Z-1450-8
  - g. For wall cleanouts use #ZN-1460-8
2. Cleanout Box.
  - a. Precast reinforced concrete. Cast iron lid marked for service.

#### E. Fixtures and Trim

1. General
  - a. Provide Rough-in for and install all plumbing fixtures shown on drawings. All trim not concealed shall be brass with polished chrome plate finish unless noted otherwise. Waste shall be chrome plated 17 gauge P-trap shall have clean-out and escutcheon at tailpiece. All enameled fixtures to be acid resisting. Standard color is white unless otherwise noted.
  - b. All drinking water faucet products shall be certified to NSF Standard 61 section 9 Drinking Water Components. The brass casting shall contain no more than two tenths of one percent lead by dry weight.
  - c. Other brass components which contact water within the faucet shall be from brass which contains no more than three percent lead by dry weight. All faucets exempt from NSF Standard 61 Section 9 shall meet the same lead content criteria.
2. Supplies

- a. Standard compression stop, straight pattern, loose key, chromium plated with stuffing box.
  - b. All exposed fixture supplies to lavatories, sink-sand water closets shall be Brass-Craft "Speedway" flexible supplies with metal compression ring connection at all stops or fittings as designated by part number, and shall have a rigid metal to metal connection to fixture valves. For lavatories & sinks use STR 1715A and for tank-type water closets use STR 1712DL.
3. Air Chambers
- a. Zurn Z-1700 "Shoktrol" complete with shut-off valve on branch to air chamber and screwdriver stop stainless steel access panel. Provide where noted on drawings and upstream at every quick-closing manual, solenoid or flush valve. Install per manufacturers instructions locating chamber between the last two fixtures on a 20' or shorter header, or use (2) chambers (calculated for the total fixture unit count)for headers over 20' in length with locations in the middle and between the last two fixtures on the header.

#### **F. Backflow Preventers**

- 1. General
  - a. Backflow preventers shall be provided on building domestic water service as may be required by the local utility and shall also be provided in all branch lines serving any new or existing boiler, cooling tower, evap. condenser or other device requiring chemical water treatment.
- 2. Reduced Pressure Type: Two spring loaded "Y" pattern check valves, differential relief valve mechanism, inlet and outlet shut-off valves, and four test clocks. Approved by AWWA. Febco, Beeco, or equivalent.
- 3. Double Check Type: Two spring loaded "Y" pattern check valves, inlet and outlet shut-off valves, and four test clocks. Approved by AWWA. Febco, Beeco, or equivalent.
- 4. Pressure Type Vacuum Breaker: Spring loaded check valve assembly, air inlet port and poppet, inlet and outlet shut-off valves, and two test cocks. Febco, Beeco or equivalent.
- 5. Domestic Water Heater Expansion Tank: Provide expansion tank on cold water supply to any water heater if backflow prevention is required at site water connection. "Amtrol" ST series sized per manufacturer's recommendations.

#### **G. Strainers**

- 1. Threaded strainers are to be of the gasketed capped cover extra heavy iron body type - Similar to Mueller Fig. #11. Provide gate valve and pipe nipple with 3/4" hose connection on each strainer for blow-off.

#### **H. Floor, Ceiling, and Wall Plates**

- 1. Beaton and Cadwell No. 10, steel flange with locking device and polished chromium plated finish. Provide plates on any finished surface through which pipe passes.

#### **I. Insulating Fitting**

- 1. Epco dielectric unions with Epconite insulating gasket selected for applicable duty. Provide wherever pipes of different metals are joined.

#### **J. Pipe Markers**

- 1. One inch (1") high minimum, stenciled letters, located every 6'-0". Markers shall indicate piping service such as domestic cold water supply, etc., and shall have directional flow arrow at each location of stenciled letters. Decals pasted, glued, or adhered to piping or insulation are not acceptable unless decal wraps entirely around pipe or insulation such as Seton "Set mark", or

equivalent. Decals shall be applied after painting of all piping systems is complete and after preliminary acceptance of piping system. Decals shall comply with ANSI and OSHA specifications with respect to marker size, color, and legend

**K. Union**

1. 2" and smaller - AAR malleable iron, bronze to iron ground seat. 30 psi. Size 2-1/2" and larger - Grooved pipe, synthetic gasket, malleable iron housing. Victaulic Style 77, Type "E" gasket, Grinnell.

**L. Pipe Hangers and Supports**

1. General
  - a. All plumbing piping shall be supported and seismically braced in compliance with the OSHPD Pre-Approval No. OPM-0052-13 the "B-Line / Tolco Industries Seismic Restraint System". Copies of the above publication and details shall be provided by the Contractor and maintained at the project site until final acceptance.
2. Steel pipe and Cast Iron Soil Pipe
  - a. 1/2" through 4" pipe. Provide B-line B3690 J-style hanger, with standard electro-plated finish.
  - b. 5" and larger pipe. B-line B3100 Clevis-Style pipe hanger with standard electro-plated finish.
3. Copper Tubing
  - a. Provide B-line B3690F felt-lined hanger for copper tubing with standard electro-plated finish.
4. Insulated Pipe & Tubing
  - a. Provide B-line B3380 thru B3384 360° calcium silicate shield. The hanger and shield shall be fitted to the outside of the pipe insulation.
5. Cast Iron Pressure Piping
  - a. Provide B-line B3102 Clevis-Type hangers sized for water works piping.
6. Hanger Rod Sizing
  - a. Hanger rods shall be roll threaded mild steel with electro-galvanized finish and shall meet or exceed the following table:

Piping or Tubing Size	Hanger Rod Size
1/2" through 2"	3/8"
2-1/2" through 5"	1/2"
6" through 10"	5/8"

7. Hanger Spacing
  - a. Provide at least one hanger per branch and independently support all line-mounted equipment. Provide a hanger within 12" of elbow at riser or drop. Spacing of hangers along the run of the pipe shall not exceed the following table:

Pipe or Tubing Size	Steel Pipe	Copper Tube	CI Pipe
1/2" through 3/4"	7'-0"	5'-0"	5'-0"
1" through 1-1/4"	7'-0"	6'-0"	5'-0"
1-1/2" through larger	10'-0"	10'-0"	5'-0"

8. Trapeze Hangers
  - a. Trapeze hangers shall be fabricated from galvanized channel. Stress on the installed channel shall not exceed 25,000 psi. Deflection on the installed channel shall not be greater than 1/240th of the span length. For load calculations, all piping to be assumed to be water-filled unless handling a heavier liquid. Hanger rods for trapeze

hangers shall be limited to 9,000 psi stress based on the area at the root of the threads. Minimum hanger rod size shall be 3/8"

#### M. Flashings

1. Vent flashing shall be 4 lb. seamless lead, 16" sq. flange, length sufficient to be turned down 2" into vent. Oatey. Provide 24"x24" 4 lb. lead flashing at each roof drain. Flashing for other piping through roof shall be prefabricated galvanized steel roof-jacks with 16" sq. flange. Provide storm collar and seal water tight with mastic

#### N. Yard Boxes and Covers

1. One piece precast concrete with cast iron cover labeled "Sewer", "Gas", "Water", etc., as required. Provide traffic weight cover in traffic areas. Provide 6" minimum length "Thinwall" series 2000 6" diameter pipe extension to valves installed deeper than boxes. Install in workman like manner. Multiple boxes located on same centerline parallel to building exterior wall. Provide 6" concrete apron in non-paved areas.

### PART 3 EQUIPMENT

#### A. General Requirements

1. Capacity. Capacities and efficiencies shall be in accordance with schedules shown on drawings. Scheduled numbers are to be considered minimum.
2. Dimensions. Equipment must conform to space requirements and limitations indicated on drawings and as required for operation and maintenance. Equipment that does not readily conform to space conditions is unacceptable. Prepare and submit layout drawings for all proposed equipment substitutes showing actual job conditions, required clearances for proper operation, maintenance, etc.

### PART 4 INSTALLATION

#### A. Equipment Connections

1. Water and drain connections shall be provided for each piece of equipment as required. Provide shut- off valve or fixture stop for each water supply to each piece of equipment whether or not equipment is furnished in this Specification Section.
2. Provide a backflow preventer at each connection to equipment as required by code whether or not equipment is provided in this specification section.
3. Provide a regulating valve at drinking fountain supplies. Valve, supply piping, and electrical connector shall be installed so as not to be visible.
4. Ratings
  - a. Gas. Natural gas burning equipment shall be furnished with 100% safety gas shut-off, intermittent pilot ignition, and be approved by AGA.
  - b. Electrical. Equipment shall be in accordance with NEMA standards and U.L. listed where applicable standards have been established.
5. Piping.
  - a. Each item or assembly of items shall be furnished completely piped for connection to services. Control valves and devices shall be furnished, installed, and wired except where noted by others on drawings

#### B. Fixtures

1. Piping beyond finished wall at each fixture shall be chrome plated.

2. All piping supporting flush valves, hose bibbs, etc., shall be securely fastened to the building structure at each device to prevent movement of piping. All supplies to individual and/or adjacent fixtures shall be at same height and on center line of waste insofar as possible. Fixture height shall be as indicated on architectural drawings
3. Wall hung fixtures shall have space between fixture and wall surface caulked with white silicone caulk.
4. Rough-in and connection for trim and other fixtures supplied by others shall be included in this specification section.
5. Where aerators are scheduled for the various fixtures, provide Chicago "Lam-A-Flo" Laminar flow controls.
6. Floor Drains or Floor Sinks shall be placed parallel to room surfaces, set level, flush with floor and adjusted to proper height to drain. Cover openings during construction to keep all foreign matter out of drain line.

### C. Piping

1. Constantly coordinate work with that of other trades so as to prevent any interference with this installation.
2. Install cleanouts at ends of sewer lines, at changes of direction greater than 45 degrees, and at not greater than 100 foot intervals. Locate interior cleanouts in accessible locations and bring flush to finished surface.
3. Vents shall terminate not less than 6" above the roof nor less than 12" from any vertical surface nor within 10' of any outside air intake. Install horizontal vent lines at 1/4" per foot pitch. Offset vents 2' minimum from gutters, parapets, ridges and roof flashing.
4. Condensate Drain Piping shall be installed with constant pitch of 1/8" per foot minimum. Provide tee with clean-out plug at all changes of direction. Provide a trap at each air handling unit to prevent air leakage. Connections to equipment mounted on vibration isolators shall be made with flexible connections.
5. Freeze Protection
  - a. All piping two inch and smaller located outside building and above ground and where exposed to freezing conditions shall be neatly wrapped with refrigerant insulated tape for freeze protection.
6. Sterilization of Piping
  - a. Disinfect all domestic hot and cold water piping systems in accordance with 2013 CPC 609.9, "Standard for Disinfecting Water Mains". Disinfecting process shall be performed by contractor and witnessed by a representative of the Engineer. During procedure signs shall be posted at each water outlet stating, "Chlorinating - Do not drink". After disinfecting, water samples shall be collected and sent to an independent lab for bacteriological analysis. Certificate of Bacteriological Purity shall be obtained from lab and delivered to the Owner through the Engineer.
7. Tests and Adjustments
  - a. Sanitary Sewer. All ends of the sanitary sewer system shall be capped and lines filled with water to the top of the highest vent, 10' above grade minimum. This test shall be made before any fixtures are installed. Test shall be maintained until all joints have been inspected, but no less than 2 hours. Grade tests will be allowed on "ring-tite" PVC pipe.
  - b. Condensate Drain. Similar to Sanitary Sewer.
  - c. Domestic Hot and Cold Water Piping: Maintain 100 psig water pressure for 4 hours.

**END OF SECTION**

10/11/2022

**HEATING, VENTILATING & AIR CONDITIONING**

DIVISIONS 00 AND 01 ARE A PART OF THIS SECTION

**PART 1 – GENERAL**

**A. DIVISIONS 00 AND 01 ARE A PART OF THIS SECTION**

**B. SCOPE.**

1. Work Included. Provide all labor, materials and services necessary for complete, lawful and operating systems as shown or noted on the drawings or as specified here. The work includes, but is not necessarily limited to, the following:
  - a. Demolition as indicated on drawings and / or as required based on field conditions.
  - b. Air distribution systems.
  - c. All equipment as shown or noted on the drawings or as specified.
  - d. System energy balance.
  - e. HVAC controls based on Pelican wireless. See plans for details.
  - f. Start-up and commissioning of systems.
  - g. Acceptance testing in accordance with California Energy Regulations.

**C. CODES AND STANDARDS**

1. All work and materials shall conform with current rules and regulations of applicable codes. Nothing in these Drawings or Specifications is to be construed to permit work not conforming to these codes. Should the Drawings or Specifications call for material or methods of construction of a higher quality or standard than required by these codes, the Drawings and Specifications shall govern.
  - a. Applicable codes and standards shall include but are not necessarily limited to:
    - i. California Code Of Regulations:
      1. Title 8, Industrial Relations
      2. Title 17, Public Health
      3. Title 19, Public Safety

4. Title 21, Public Works
5. Title 24, Energy Regulations
  - ii. California Building Code.
  - iii. California Mechanical Code
  - iv. California Plumbing Code
  - v. Local Codes and Ordinances
  - vi. Air Moving and Conditioning Association (AMCA)
  - vii. American National Standards Institute (ANSI)
  - viii. Air Conditioning and Refrigeration Institute (ARI)
  - ix. American Society of Heating, Refrigerating, and Air Conditioning Engineers
  - x. American Society of Mechanical Engineers (ASME)
  - xi. American Society for Testing and Materials (ASTM)
  - xii. American Water Works Association (AWWA)
  - xiii. National Electrical Code (NEC)
  - xiv. National Electrical Manufacturers Association (NEMA)
  - xv. National Fire Protection Association (NFPA)
  - xvi. Occupational Safety and Health Act (OSHA)
  - xvii. Sheet Metal and Air Conditioning Contractors National Association (SMACNA)
  - xviii. Americans with Disabilities Act. Accessibility Guidelines for Buildings and Facilities. (ADAAG).

**D. PERMITS AND FEES**

1. The Contractor shall take out all permits and arrange for all tests in connection with such work as required. All charges are to be included in the work. All charges or fees for service connections, meters, etc., shall be included in the work.



**E. COORDINATION OF WORK**

1. Before starting any work, thoroughly examine all existing and newly completed underlying and adjoining work and conditions upon which the installation of this work is in any way dependent for the workmanship required by the Contract Documents. Report to the Architect and Engineer in writing any and all conditions which might adversely affect this work and limit ability to perform the required workmanship.
2. Layout of materials, equipment and systems is generally diagrammatic unless specifically dimensioned. The actual locations of all materials, piping, ductwork, fixtures, equipment, supports, etc., shall be carefully planned, prior to installation of any work, to avoid all interference's with each other, or with structural, electrical or architectural elements. Verify the proper voltage and phase of all equipment with the electrical plans. All conflicts shall be called to the attention of the Engineer prior to the installation of any work or the ordering of any equipment.
3. Because of the small scale of the drawings, it is not possible to indicate all offsets, fittings, and accessories that may be required. Carefully investigate the mechanical, electrical, structural, architectural drawings and field conditions that could affect the work to be performed and arrange such work accordingly. Provide the required piping and ductwork offsets, fittings, and accessories to meet such conditions.
4. Spaces provided in the design of the building shall be utilized and the work shall be kept within walls or furring lines established on the drawings. Any discrepancy between Architectural or Mechanical drawings with respect to wall or furring locations and dimensions shall be brought to the Architect's attention for resolution before proceeding with installation.
5. Any work which is done as an addition, expansion, or remodel of and existing system shall be compatible with that system.

**F. MANUFACTURER'S RECOMMENDATIONS**

1. All material, equipment, and devices, etc., shall be installed in a manner meeting approval of the manufacturer of the particular item. The Contractor shall make himself available of all installation manuals, brochures, and procedures that the manufacturer issues for the equipment and material. Contractor shall be held responsible for all installations contrary to the manufacturer's recommendations. Contractor shall make all necessary changes and revisions to achieve such compliance

**G. GUARANTEE**

1. Guarantee shall be in accordance with the General Conditions. These Specifications may extend the period of the guarantee for certain items. Where such extensions are called for, or where items are normally provided with guarantee periods in excess of

that called for in the General Conditions, the certificate of guarantee shall be furnished to the Owner.

**H. QUIETNESS**

1. Piping of all types, ductwork, and equipment shall be arranged and supported so that the vibration is at a minimum and is not transmitted to the building structure.

**I. DAMAGES BY LEAKS**

1. The Contractor shall be responsible for damages caused by leaks in the temporary or permanent piping or mechanical systems prior to completion of work and during the period of the guarantee.

**J. SUBMITTALS**

1. Shop Drawings. Within 30 days of contract award, the Contractor shall submit six copies of shop drawings for all materials, equipment, etc., proposed for use on this project. Material or equipment shall not be ordered or installed until written review is processed by the Engineer. Any item omitted from the submittal shall be provided as specified without substitution. All shop drawings must comply with the following:
  - a. Shop drawings are required for all material and equipment items and shall include manufacturer's name and catalog numbers, dimensions, capacities, performance curves, and all other characteristics and accessories as listed in the contract documents. Descriptive literature shall be current manufacturer's brochures and submittal sheets.
  - b. All shop drawings shall be submitted at one time in a three hole binder with title sheet including Project Title, Architect, Engineer, Contractor, table of contents, and indexed tabs dividing each group of materials or item of equipment. All items shall be identified by the specification paragraph number for which they are proposed. All equipment shall also be identified by the mark number as indicated on drawings. Submittals shall bear the stamp of certification by the Contractor as evidence that the Contract Documents (Specifications and Drawings) have been thoroughly checked.
  - c. All capacities, characteristics, and accessories called for in the specifications or on the drawings shall be high-lighted, circled or underlined on the shop drawings. Data must be complete enough to permit detailed comparison of every significant characteristic which is specified, scheduled or detailed.
2. Review. Submittals will be reviewed for general conformance with the design concept, but this review does not guarantee quantity shown, nor does it supersede the

responsibility of the Contractor to provide all materials, equipment and installation in accordance with the drawings and specifications. The Contractor shall agree that shop drawing submittals processed by the Engineer are not Change Orders; that the purpose of shop drawing submittals by the Contractor is to demonstrate to the Engineer that the Contractor understands the design concept, that he demonstrates his understanding by indicating which equipment and material he intends to furnish and install and by detailing the fabrication and installation methods he intends to use.

- a. If deviations, discrepancies or conflicts between shop drawings and design drawings and specifications are discovered either prior to or after shop drawing submittals are processed by the Engineer, the design drawings and specifications shall control and shall be followed. Submittals for products and equipment offered as an alternate to that specified will require, if accepted by the Engineer, resubmission of the Title 24 Energy Compliance Calculations if the specified product or equipment was included within the scope of the approved calculations on file with the reviewing authority. The cost of preparing resubmission will be the responsibility of the Contractor.

#### **K. OPENINGS, CUTTING AND PATCHING**

1. The locations and dimensions for openings through walls, floors, ceilings, foundations, footings, etc. required to accomplish the work under this Specification Division shall be provided under this Division. Except as noted below, the actual openings and the required cutting and patching shall be provided by other Divisions. Coring through existing concrete or masonry walls, floors or asphaltic concrete required to accomplish the work under this Specification Division shall be provided under this Division. Restoration of all surfaces shall be provided by other Divisions. Cutting or coring shall not impair the strength of the structure. Any damage resulting from this work shall be repaired at the Contractor's expense to the satisfaction of the Architect and Engineer.

#### **L. DEMOLITION**

1. Existing equipment, ducts, piping, valves, fittings, devices, etc., requiring removal shall be removed and delivered to the Owner at a location on the job site to be determined by the Owner. Those items determined by the Owner to be of no value shall become the property of the Contractor and shall be removed from the job site by the Contractor at the Contractor's expense.
2. Existing piping, ducts, and services, etc., requiring capping or plugging shall be capped or plugged below floors, behind walls, above ceilings or above roof unless otherwise noted.

**M. HANGERS AND SUPPORTS.**

1. Provide all hangers, bracing, and supports for the proper installation of equipment and materials under this Section of the Specification.
2. Any structural element required to properly hang or support piping, ducts, or equipment, etc., provided under this Specification Section and not shown on the Architectural or Structural Drawings shall be provided under this Specification Section.
3. All ductwork shall be supported and seismically braced in compliance with OSHPD Pre-Approval No. OPM-0052-13 the "B-Line / Tolco Seismic Restraint System" or other OSHPD pre-approved system. Copies of the above publication and details shall be provided by the Contractor and maintained at the project site until final acceptance.

**N. CONTINUITY OF SERVICES**

1. All existing services and systems shall be maintained except for short intervals when connections are to be made. The contractor shall be responsible for any interruptions of services and shall repair damage done to any existing service caused by the work.
2. If utilities not indicated on the drawings are uncovered during excavation, the Contractor shall notify the architect immediately for further instructions.

**O. ELECTRICAL CONNECTIONS**

1. Provide under Specification Division 15000 all required control conduit, wiring, controls and control panels as indicated on the drawings or as may be required for system operation.
2. No control device shall be mounted with rigid connections on vibration isolated mechanical equipment. No field furnished control device shall be mounted on any piece of equipment so that it interferes with physical access of air or water flow, or covers any portions of nameplates or access doors.
3. Electrical Coordination
  - a. Prior to commencing construction arrange a conference with the electrical and mechanical trades as well as equipment suppliers and verify types, sizes, locations, voltage requirements, controls and diagrams of all equipment furnished by them. In writing, inform the Architect that all phases of coordination of this equipment have been covered and if there are any unusual conditions or problems they shall be enumerated at this time.

**P. FLASHING**

1. Whenever any part of the Mechanical System(s) must penetrate the roof or outside wall, the openings shall be flashed and counter-flashed absolutely water tight with minimum 22 gauge galvanized sheet metal, prime coated. Flashing aprons shall extend not less than eight inches (8") from the duct, pipe, or supporting member in all directions unless detailed otherwise. All penetrations shall be flashed following the procedures of the National Roofing Contractor's Association

**Q. PAINTING**

1. Paint all black iron supports, hangers, anchors, etc., and all uninsulated black iron pipe work installed in weather exposed locations with one coat of rust resisting primer.

**R. SYSTEM IDENTIFICATION**

1. Equipment. All equipment shall be identified with a plastic laminated engraved nameplate which bears the unit number marked as indicated on the drawings (e.g. HP-1) Provide 1/2" high lettering - white on black background. Nameplates shall be permanently secured to the unit.

**S. DEFINITIONS**

1. Provide. The term "provide" as used in these specifications or on the Drawing shall mean furnish and install.
2. Piping. The term "piping" as used in these Specifications or on the Drawings shall mean all pipe, fittings, nipples, valves, unions, hangers, and thermal insulation, etc., as may be required for a complete and functional system.
3. Ductwork. The terms "duct" or "ductwork" as used in these Specifications or on the drawings shall mean all ducts, fittings, joints, dampers, hangers, and thermal insulation, etc., and other devices as may be required to make a complete and functional system.
4. Wiring. The term "wiring" shall include the provision of all necessary products which are required for a complete installation and shall include products such as conduit, electrical boxes, connections, transformers, relays and switches.

**T. PROJECT CLOSE-OUT**

1. Record Drawings
  - a. Provide in accordance with general conditions of the specifications.

2. Operation and Maintenance Manual for Mechanical Systems

- a. Provide three (3) copies of Operation and Maintenance Manuals to the Engineer for review and acceptance. Provide the Owner's designated representative with one copy of the approved O & M manual. Bind Operation and Maintenance Manuals for each Mechanical System (Plumbing, Air Conditioning, etc.) in a hard-backed binder. Cover of each binder shall have the following lettering:

OPERATION  
AND  
MAINTENANCE  
MANUAL  
(project site name)  
(project site address)  
BAKERSFIELD CITY SCHOOL DISTRICT  
BAKERSFIELD, CALIFORNIA

Provide a transmittal letter at the beginning of the manual on the Contractor's letterhead. Letter shall be signed by a contractor principal (Owner or Corporate Officer) and shall be countersigned by the Owner's designated representative and shall indicate the date when the mechanical systems were shown and explained in detail to the Owner's designated representative. (The Engineers office shall be notified 48 hours minimum prior to the owner-contractor meeting.)

Provide a master index at the beginning of Manual showing items included. Use plastic tab indexes for the sections of the Manual.

Section 1, General. Provide:

Name of Architect, Mechanical Engineer, Contractor and Mechanical Sub-Contractor.

A complete list of installed equipment with project mark number, indicating name of vendor, address and phone number.

A sub-section with manufacturer's descriptive literature for each item of installed equipment with model, capacities, and all other pertinent information highlighted.

Section 2, Operating instructions. Provide:

General description of each separate system and sub-system.

Step by step procedure to follow in putting each piece of mechanical equipment into operation. Start-up sheets must be signed by the owner of the installing contractor certifying that the start-up has been completed per manufacturer's written instruction.

Schematic as-built control diagrams for each separate system. Diagrams shall bear the date of the acceptance of the project. Include all temperature control panels and their respective functions.

Section 3, Maintenance Instructions. Provide:

Summary list of mechanical equipment used indicating name, model, serial number, and nameplate date of each item together with number and name associated with each system item.

Manufacturer's maintenance instructions for each piece of mechanical equipment installed in project. Instructions shall include name of vendor, installation instructions, parts numbers and lists, operation instructions of equipment and maintenance and lubrication instructions.

Section 4, Air Conditioning System Balance and Test Run Reports. Provide:

One-half size reproduction of air conditioning plans annotated to match tabulated measurements.

Tabulated and summarized measurements.

Section 5, Warranties. Provide:

A copy of each manufacturer's warranty statement, completely filled out and indicating date forwarded to the respective manufacturer.

**PART 2 - MATERIALS.**

**A. Ductwork.**

1. General.

- a. Construct ductwork to meet all functional criteria defined in section VII, of the SMACNA "HVAC Duct Construction Standards Metal and Flexible". This shall subsequently be referred to as the SMACNA manual.

- b. Interior ducts shall be constructed with G-60 or better galvanized steel (ASTM 527) LFQ, chem treat. Exterior ductwork or any duct exposed to high humidity conditions (i.e. dishwasher exhaust) shall be G-90 or better.
  - c. Support, access doors not part of ducts, bar or angle reinforcing damper rods and items made of uncoated mild steel shall be painted with two coats of two coats primer or provide galvanized equivalent.
2. Rectangular Ducts.
- a. Construct ductwork and supports to meet all functional criteria defined in section VII, of the SMACNA "HVAC Duct Construction Standards Metal and Flexible" 2005 Edition. Hanger spacing shall not exceed 8'.
3. Ells. Rectangular ells of ninety degrees shall be mitered and fitted with AERO/DYNE, "HEP" or equivalent, adjustable turning vane of airfoil contour design. Side rails shall be installed so that vane at heel of elbow shall fit snugly without air passing on the back side. Spacing of vanes according to manufacturers recommendations.
4. Round Ducts.
- a. Galvanized.
    - i. Spiral lockseam with standing rib duct. For round ducts, 8" diameter or less, provide Noll or Young and company snap-lock galvanized steel.
    - ii. Round elbows shall be pleated or welded gore (5 piece ells). Non-welded gore elbows for use with snap lock ducts shall be taped at gore intersections.
5. Duct Joints.
- a. Rectangular. All ducts shall utilize "Ductmate 25/35" factory fabricated duct joint connectors with #440 gasket tape. Flanged interior gaskets shall be Ductmate #440 or Butyl Rubber Gasket which meets Mil-C 18969B, Type II Class B, and TTS-S-001657 must also pass UL-723. The material must not contain any vehicle that will support fungal or bacterial growth. Formed on flanges shall not be accepted for any duct exceeding 42" in width or any duct subjected to greater than 2" W.G..
  - b. Round. All round ducts shall utilize male-female slip joints with minimum three (3) sheet metal screws. 0-20" ducts shall utilize sealing compound applied continuously around joint before assembling and after fastening. Wrap joints with 3" wide duct tape. 21" – 72" ducts, use 3-piece, gasketed, flanged joints



consisting of two internal flanges (with integral mastic sealant), and one external closure band. Ductmate Spiralmate or equal.

**6. Sealing.**

- a. Interior to Building - Hardcast fiber tape and liquid adhesive. DT-5300 or DT-540 tape. FTA-20 adhesive. Ductmate PROseal.
- b. Exterior to Building - For joints exposed to weather, sealant shall be G.E. silicone. For joints not exposed to weather, sealant shall be Eco-Duct Seal 44-60, or United Sheet Metal.
- c. Exposed Ducts. All joints shall use Hardcast Galva-Grip or equivalent. Joint shall be finished clean from outward appearance.

**7. Flexible Insulated Ducts.**

- a. Shall be J.P. Lamborn Company Type AMF or Thermoflex M-KE acoustical low pressure duct. Duct shall be listed and labeled UL-181 Air Duct; meet NFPA-HUD minimum standards and comply with UMC 6. Duct factory R-value 4.2 minimum. In un-conditioned spaces, R-8 minimum.
- b. Hangers shall consist of minimum 3" wide 28 gauge galvanized steel and shall be spaced a maximum of 36" on center. Flexible duct shall be installed in compliance with the manufacturer's latest installation instructions. No kinks or sharp bends allowed. Turning radius shall be a minimum of 1.5 times diameter of duct. A copy of which shall be at the site during and after installation. Provide a minimum of at least one hanger per duct section.
- c. Connections to round ducts or collars shall be made with galvanized or stainless steel worm clamps or "Panduit" adjustable clamps listed by UL-181.
- d. Unless indicated otherwise on the drawings, flexible duct shall be limited to the final 5 foot portion of the duct system connecting to the supply diffuser or return grille. Flex duct shall be limited to factory cut pieces with factory applied end connections.

**8. Fire Dampers.**

- a. Fire damper assembly shall bear the U.L. 555 Label and the California State Fire Marshall listing number. Provide duct access door to fire damper as required by job conditions in compliance with Title 24, California Mechanical Code. Fire dampers shall be installed in all rated walls and ceilings penetrated by ducts, grilles and diffusers. Fire damper shall have rating equivalent to construction. Dampers shall be installed in strict compliance with manufacturer's installation instructions.

## 9. Fire/Smoke Dampers.

- a. Damper Assembly shall bear the U.L. 555S Label and State Fire Marshall listing number. Provide access door to smoke damper as required by job conditions in compliance with Title 24, California Mechanical Code. Means of disconnect shall be provided between detector and damper(s), where detector is included as factory mounted and wired. Dampers shall meet most current standard for UL testing. UL555 and UL555S. Dampers shall be suitable for a dynamic system. See details on plans for leakage and velocity requirements. If not listed on plans, provide leakage class I and velocity level at 3,000 FPM.

## 10. Volume Dampers.

- a. Branch Duct Volume Damper - Volume control damper (VCD) in square or rectangular ducts shall be as follows: Opposed blade, 6" maximum blade width, 16-gauge blade, 48" maximum length, nylon or oil impregnated bronze bearings, 1/2" diameter pin shaft, 16-gauge channel frame, actuating rod out of air stream. VCD in round duct shall be as follows: Damper blade full height of branch and 1" less than branch width. All branch dampers shall have regulator with spring loaded shaft nut and serrated self-locking die cast core. Ventlok 640. Provide remote ceiling operator with chrome plated or painted cover where shown on drawings or where damper control is otherwise inaccessible.

## 11. Back-draft Dampers.

- a. Unless otherwise noted on drawings: .025 aluminum counter-balanced blades with felt strip on mating edges, and machined brass mounted in six gauge steel channel frame, Pacific Model PRO 1100AI or equal. Normally closed back-draft dampers are required at all roof exhaust fans and all outside air intakes.

## 12. Duct Fire Caulking.

- a. All ductwork passing through rated assemblies that do not have a fire or fire/smoke damper shall be installed with a U.L. listed fire caulking assembly. Exact details of U.L. listed assembly shall be followed. Provide inspector of record and project engineer submittal showing U.L. listed fire caulking detail that the contractor intends to use for each condition. In lieu of fire caulking, at contractors option, provide fire damper installed in accordance with U.L. listing

## 13. Filters.

- a. Pre-Filters.
  - i. Minimum of MERV 13 filter, consisting of a nominal 2" thick, pleated type, panel filter, CSFM listed. Initial resistance at 500 feet per minute

face velocity shall not exceed 0.30" w.g. Provide one complete change of all filters after air balance is completed and prior to final acceptance

**B. Piping.**

1. Refrigerant Piping.

- a. General. Copper Type "L", hard drawn, ASTM B88 with wrought copper fittings, silver alloy brazed 1100°F., joints, Sil-Fos or equal. Size 3/8" O.D. and smaller to be refrigerant tube ASTM B 280. All elbows to have long radius.

**C. INSULATION.**

1. All insulation shall be in strict compliance with California Building Energy Efficiency Standards, 2019 Edition, Title 24.

2. Refer to table 120.3-A for pipe insulation thickness required. This shall be a minimum. If construction documents call for a higher rating, the higher rating shall apply.

3. Insulation shall have a flame spread of not more than 25 and a smoke developed rating of not more than 50.

4. Ducts.

- a. General. All supply, return, exhaust ducts and plenums shall be insulated externally and/or lined internally as specified herein or as indicated on the drawings. Ducts in directly or indirectly conditioned spaces shall be insulated to a minimum level of R4.2. Ductwork in unconditioned spaces such as an attic where the roof insulation is at the ceiling level or where located outdoors shall have an insulation level of R8 minimum.

- b. Ducts in Attics. All supply and return ducts shall be insulated externally with 2" thick fiberglass 3/4# density. Where rectangular ducts are lined internally, they shall be wrapped on the exterior with 1" thick fiberglass, 3/4# minimum density.

- c. Exposed Ducts Within Conditioned Spaces. Shall not require external insulation unless noted on the drawings.

- d. Ducts Exposed to Weather. All supply and return ducts shall be lined internally with 2" thick Manville "Permacote Linacoustic" glass fiber and thermosetting resin duct liner, R-8. Provide with antimicrobial edge coating, Johns Manville Superseal Edge Treatment or Superseal HV. Coating edges with adhesive is not acceptable. All field cut edges must be coated prior to delivering duct to job

site. Any lined duct left untreated that has been subjected to dirt and / or dust will be rejected, and will not be accepted for installation. Edges must be treated so that complete coverage is obtained, with no raw edges. Apply as directed by manufacturer's literature.

- e. Interior Duct Surfaces. All supply, return, or exhaust duct connections to air conditioning units or fans shall be internally lined for a minimum distance of ten lineal feet upstream and downstream of fan unless otherwise indicated on the drawings. Interior duct liner where applied for attenuation purposes only shall be 1" thick Manville "Permacote Linacoustic" glass fiber and thermosetting resin duct liner, R-4.2. Provide with antimicrobial edge coating. See paragraph above.
- f. Duct Wrap. Shall be tightly wrapped around ducts to prevent sagging with longitudinal and transverse lap of at least 6". Laps shall be wired or stapled to eliminate gaps. Insulation shall be secured by wrapping with 18 gauge galvanized wire 12 o.c. adhesive. Insulation shall be applied with density identification exposed.
- g. Duct Liner Shall be adhered to clean metal with minimum 100% coverage of adhesive such as 3M Adhesive #38, additionally secured with approved mechanical clips or welded pins per SMACNA standards. Provide with antimicrobial edge coating. Apply per paragraph 2 d) above. Coating edges with adhesive is not acceptable.

#### 5. Piping

- a. Refrigerant. Cover piping with foamed plastic insulation. Longitudinal and end seams shall be thoroughly cemented with adhesive in accordance with manufacturer's recommendations. Cover all fittings, unions, valves and connections. Piping exposed to weather shall be covered with at least two coats of protective finish. Piping exposed to weather shall be Aluma-Clad with .016" jacket.

### **PART 3- EQUIPMENT.**

#### **A. General Requirements**

- 1. Start-up. All equipment shall be started and tested in strict accordance with the manufacturer's written instructions. Provide the inspector of record factory start-up literature for each mechanical item. Demonstrate to inspector that strict compliance to the start-up procedure has been completed for each item. Start-up sheets must be completed and turned in with the O&M manuals. Start-up sheets must be signed by the owner of the installing contractor certifying that the start-up has been completed per manufacturer's written instruction.

2. Acceptance Testing. Complete acceptance testing of all systems and equipment as required under the Building Energy Efficiency Standards, 2013 Edition, Title 24. Submit all completed and signed forms to the building department or the Division of the State Architect, where applicable.
3. Capacity. Capacities shall be in accordance with schedules shown on drawings. Capacities are to be considered minimum.
4. Dimensions. Equipment must conform to space requirements and limitations as indicated on drawings and as required for operation and maintenance. Where architectural screening is indicated, equipment shall not extend above or beyond screening. Equipment is not acceptable that does not readily conform with the space conditions. Prepare and submit layout drawings for all proposed equipment (different than scheduled units) showing actual job conditions, required clearances for proper operation, maintenance, etc.
5. Ratings.
  - a. Gas. Natural gas burning equipment shall be furnished with 100% safety gas shut-off, intermittent pilot ignition, and be approved by AGA.
  - b. Electrical. Electrical equipment shall be in accordance with NEMA Standards and UL listed where applicable standards have been established.
6. Piping. Each item or assembly of items shall be furnished completely piped for connection to services. control valves and devices shall be provided. Equipment requiring domestic water for none-potable use shall be provided with backflow preventer acceptable for intended use by local governing authorities.
7. Electrical.
  - a. General. Each item or assembly of items shall be furnished completely wired to individual terminal blocks for connection to single branch electrical circuit. All electrical accessories and controls required by equipment shall be provided. Provide terminal blocks for controls and interlocks not included in equipment package.
  - b. Wiring. Conductors, conduit, and wiring shall be in accordance with Electrical Specifications. Individual items within assembly shall be separately protected with dead front, fused disconnect, fuse block, or circuit breaker for each underground conductor. Switches, contacts and other devices shall be in undergrounded conductors.
  - c. Motors. Shall be rated, constructed and applied in accordance with NEMA and ANSI Standards without using service factor. Single-phase motor shall be of type to suit application. Three- phase motors shall be of type to suit application. Three-phase motors shall be open drip proof, NEMA B design on pumps and fans, NEMA C on reciprocating equipment, sealed ball bearing,

three-phase indication. Insulation shall be double dip and bake with Class F thermal polyester non-hygroscopic epoxy base insulating materials. Design shall limit starting inrush current and running current to values shown on drawings. Motors exposed to weather shall be open drip-proof approved by manufacturer for this type of service. All motors 1 horsepower and larger shall be the high efficiency type with efficiency and power factor equal or exceeding Century E-Plus.

8. Fan Selection.

- a. Fan Curves. Performance curves shall be submitted for all units of 3000 CFM or greater. Operating point for forward curved fans shall be from point of maximum efficiency toward increased CFM limited by horsepower scheduled. Operating point for backward inclined fans shall be selected near point of maximum efficiency. Curves shall plot CFM verses static pressure with constant brake horsepower, RPM and efficiency lines.
- b. Static Pressure. Unless otherwise noted, pressure scheduled as external static pressure (ESP) includes all ductwork and accessory losses external to the unit housing. Unless otherwise noted, pressure scheduled as total static pressure includes all ductwork, filter, coil, cabinet, damper and other accessory losses. Unless otherwise noted, pressure scheduled as duct static pressure includes all supply and return ductwork and accessory losses external to the unit housing and plenum (as applicable). The allowance for filter losses is 0.3" WC, unless otherwise noted. Submit itemized static pressure losses for all components.

9. Screens. All duct or louver openings to the outside shall be covered with 1/4" galvanized screen.

## **PART 4 - INSTALLATION**

### **A. Ductwork.**

1. Installation shall conform with NFPA 90A and SMACNA Low Pressure Duct Construction Standards 2005 Edition. Provide mounting and supporting of Ductwork and accessories including, but not limited to, structural supports, hangers, vibration isolators, stands, clamps and brackets, access doors, and dampers. Install ductwork accessories as indicated in accordance with the manufacturer's printed instruction. Allow clearance for inspection, repair, replacement, and service. Ductwork and accessories shall be installed in a manner to prevent vibration and rattling.
2. Deflectors. Provide in rectangular elbows, duct mounted supply outlets, take-off or extension collars to supply outlets, and tap-in branch take-off connections. 45 degree take-off is an acceptable alternative for low velocity systems (below 1,500 FPM).

3. Grilles. Each air inlet and outlet shall be flush with finished surface of wall or ceiling and shall be securely attached thereto. Provide plaster grounds at locations of all wall and hard surfaced ceiling grilles.
4. Branch Take-Offs. All branch ducts from main supply air and to return air trunk duct shall be provided with splitter blade full height of branch take-off and 1" less than branch width. Regulators to be Young or equal. Dampers located in inaccessible areas shall have extended shafts with concealed regulator in adjacent ceiling or wall.
5. Dampers. Install volume control damper and damper regulator on all branch ducts.
6. Flexible Glass Fiber Duct. The use of flexible duct is limited to the last 5 feet of each branch duct (i.e. one 5 foot section of flexible duct may be used to connect the grille to the sheet metal branch duct). No joints permitted in 5' length. Joints shall be installed with metal bands and fiber tape and adhesive. Minimum turn radius shall be in accordance with SMACNA Standards (turn radius of duct centerline not less than 1.5 times the duct diameter).
7. All [ducts] and [mechanical / plumbing piping] shall be supported and seismically braced in compliance with OSHPD Pre-Approval No. OPM-0052-13 the "B-Line / Tolco Seismic Restraint System" or other OSHPD pre-approved system. Copies of the above publication and details shall be provided by the Contractor and maintained at the project site until final acceptance.

**B. Insulation.**

1. See materials section of this specification for installation requirements.

**C. Equipment Installation.**

1. It shall be the responsibility of the equipment installer to ensure that no work done under other specification sections shall in any way block or otherwise hinder the equipment. All equipment shall be securely anchored in place.

**D. System Air and Water Balance.**

1. General.
  - a. The contractor shall employ the services of an independent system balancing company registered by AABC, NBC, or NEBB. The balancing contractors shall be limited to one of the following:

## SECTION 23 00 00

- i. Air Control Services 515 E. 19th St., Bakersfield, CA 93305 (661) 327-8755
  - ii. Air Control Balancing 1959 N. Gateway #103, Fresno, Ca. 93727 (559) 454-8000
  - iii. American Air Balance 4721 E. Hunter, Anaheim, Ca. 92807 (714) 693-3700
  - iv. Los Angeles Air Balance Co. 1848 W. 11 St., Upland, Ca. 91786 (909) 931-1114
  - v. RS Analysis 111 Natoma Street, Folsom, Ca. 95630 (916) 351-9842
  - vi. National Air Balance 4171 Business Center Drive, Fremont, Ca. 94538 (510) 623-7000
- b. Submit within thirty (30) days after receipt of contract, submittal data forms of the selected balance company for the testing and balancing of the air conditioning, heating, and ventilation systems.
  - c. After development of the balancing procedure to be followed for each respective system, a representative of the system balancing company shall periodically visit the jobsite, particularly before any insulation is applied to ducts or piping, and confirm the suitability of the ducts, piping, accessories, hardware, and access panels installed for balancing. Any noted deficiencies shall be reported to the Contractor in writing with a copy to the Engineer. Noted deficiencies shall be corrected at this time by the Contractor.
  - d. Final system testing and balance shall not begin until the system has been completed and is in full working order. The Contractor shall put all heating, ventilating, and air conditioning systems and equipment into full operation and shall continue the operation each working day during the balancing procedure. The balancing company shall be responsible for all adjustments to the heating, cooling and ventilating equipment necessary for the system to operate as specified. Upon completion conduct a running test under substantial load conditions demonstrating to the satisfaction of the Owner's representative that all equipment and controls are operating as intended and have been properly adjusted for these conditions.
  - e. The system balance company shall include an extended warranty of one hundred eighty (180) days after completion and acceptance of test and balance work, during which time the Engineer at his discretion may request a recheck, or resetting of any outlet, fan, etc., as listed in report. The system balance company shall provide technicians to assist the Engineer in any re-test required during this period. Seasonal re-balance during the first year of operation is part of the scope of this specification.



- f. The flow quantities shown on the drawings are not to be considered absolute. If changes in flow quantities are required to attain comfort conditions in any area, the balancing company shall make the required changes at no extra cost.

2. Procedure.

- a. The testing and balancing of the systems, including all equipment, ducts, piping, and accessories shall be done in strict compliance with the latest edition of the Procedural Standards for Testing, Adjusting, Balancing of Environmental Systems as published by National Environmental Balancing Bureau or equivalent AABC standard.

3. Acceptance of Tests.

- a. In the event any tests or inspections prove unsatisfactory, such shall be made a matter of record. Acceptance of the system shall be postponed until all defects or improper adjustments have been corrected and the work is again inspected and tests satisfactorily repeated.

4. Data to be Furnished.

- a. At completion of running tests two (2) complete sets of data listed below for all items of equipment shall be furnished for incorporation in Owner's Equipment Manual for the project:
- b. Manufacturer's equipment outline drawings.
- c. Manufacturer's performance curves for fans, pumps, and flow control devices and capacity tables for equipment.
- d. Pertinent running test data; such as system test points, test point data, horsepower, RPM, FLA, etc., including final instrument set points and adjustments as left.

**E. Temperature Controls:**

1. General.

- a. A complete system of automatic temperature control shall be provided. Complete system shall consist of the existing plus that which is necessary for proper function and operation
- b. All conduit and wiring shall be installed in strict compliance with spec division 26, electrical.

## **SECTION 23 00 00**

- a. Sequence of Operation. Refer to temperature control diagram on the drawings. With initial submittal and on record drawings include narrative of system operation describing start-up, automatic operation, and shut-down.
2. Electrical Wiring. All electrical wiring and conduit in connection with the drawings shall be provided under Specification Division 23. Any wiring not shown on the drawings but required for proper operation of the automatic temperature control system shall be performed under this Section.

**END OF SECTION**

10/12/2022

**ELECTRICAL SCOPE & GENERAL REQUIREMENTS****PART I - GENERAL**

## 1.01 GENERAL REQUIREMENTS

- A. All work under Section 26 01 00, Electrical Scope and General Requirements Specifications, are subject to the General, Supplementary, Special Conditions and other Division I Specification Sections preceding this section. This Contractor will be responsible for and govern by all requirements. Drawings indicate the general arrangement of the electrical layout and work included. The Contractor will follow Drawings in laying-out and checking of Drawings of other trades to verify locations and spaces in which work will be installed.

## 1.02 SCOPE

- A. This portion of the work includes furnishing of all labor and materials necessary for a complete wiring system to outlets and all equipment shown on the Drawings or covered by this section of the Specifications. In general, the work includes the following:
1. Power service and distribution system as shown, complete with switchboards, Panelboards, feeders and motor control centers.
  2. Fire alarm including conductors, cable and equipment for a complete working system. The system shall be terminated, tested and calibrated by a factory authorized installer. This same installer shall terminate and test any peripheral equipment required for the operation of the system.
  3. Complete system of branch circuit wiring and equipment including all wiring devices and plates on all outlets.
  4. A new lighting fixture system complete with lamps as shown on Plans including all appurtenances as required.
  5. Raceways, wiring, fused disconnect switches, etc., for equipment covered by other sections of these Specifications.
  6. All hangers, anchors, sleeves, chases and supports for fixtures, electrical equipment and materials including earthquake bracing.
  7. All excavating, backfill, concrete pads and bases as required for electrical work.
  8. All disconnection and removal of existing electrical facilities not to be reused.

9. Include payment of all required insurances, electrical permits, fees and taxes unless specifically shown "BY OTHERS".

#### 1.03 SITE VISITATIONS

- A. The Contractor will carefully examine the site and existing buildings, compare the Drawings with the existing electrical installations and thoroughly familiarize himself with all existing conditions within the scope of this work. By the act of submitting a bid, the Contractor will be deemed to have made such examination, accepted such conditions and to have made allowance in preparing his figure.

#### 1.04 RULES AND REGULATIONS

- A. All work and materials shall be in full accordance with the latest rules and regulations of the following:
  1. California Electrical Code, 2019 Edition
  2. California Building, Mechanical and Plumbing Codes
  3. California Code of Regulations
  4. California State Fire Marshal Rules
- B. Before the Final Certificate of Payment will be issued, the Contractor shall deliver to the Owner all Certificates, Permits, Record Drawings and Instructions/Parts Manuals.
- C. Nothing in these Plans and Specifications is to be construed to permit work not conforming to these codes.

#### 1.05 MATERIALS AND SUBSTITUTIONS

- A. All equipment and materials shall be new and UL (Underwriters Laboratories) approved and of the best quality. When specific trade names are used in connection with materials they are mentioned as standards but, this implies no right upon the part of the Contractor to substitute other materials or methods without prior approval.
- B. When approval is given for use of equipment differing from that shown on the Drawings regarding foundations, space of piping, duct work, wiring, insulation, etc., changes required to accommodate such differences shall be accomplished at no cost to the Owner.
- C. This Contractor shall order equipment in a timely manner to prevent any delays in the construction schedule and he shall bear any penalty by vendors to meet schedules.
- D. Submittals:
  1. Shop Drawings and Product Data: Within ten days after an award of this contract, but prior to manufacture or installation of any equipment, prepare complete Shop Drawings and Brochures for materials/equipment

as required by each section of the Specification. Submit eight complete sets for review.

- 2. Prior to submission of the Shop Drawings and Project Data review and certify that they meet the Contract Documents and conform to existing field conditions. Field verify installation methods, voltage requirements and coordinate with other trades.
- 3. Verify all dimensional information to ensure proper clearance installation of equipment. Check all materials and equipment after arrival on the jobsite and verify compliance with the Contract Documents. A minimum period of two weeks, exclusive of transmittal time, will be required each time Shop Drawings and/or Brochures are submitted or resubmitted for review. This time shall be considered by the Contractor when scheduling a submittal date.
- 4. Review of Shop Drawings and Brochures shall not relieve the Contractor of responsibility for dimensions and/or errors that may be contained therein or deviations from the Contract Documents requirements. It shall be clearly understood that noting of some errors, but overlooking others, does not grant the Contractor permission to proceed in error. Regardless of any information contained in the Shop Drawings and Brochures the requirements of the Contract Documents shall govern and are not waived or superseded in any way by the review of the Shop Drawings and Brochures.
- 5. Certifications shall be written or in the form of rubber stamp impressions as follows:

I hereby certify that these Shop Drawings and/or Brochures have been checked prior to submittal, and that it complies in all respects with the requirements of the Contract Drawings, Specifications and existing field conditions for this project.

(Name of Contractor)

Signed \_\_\_\_\_  
Title \_\_\_\_\_ Date \_\_\_\_\_

- 6. Observe the following rules when submitting the Shop Drawings or Brochures:
  - a) Each Shop Drawing shall indicate in the lower right-hand corner and each brochure shall indicate on the front cover the following:
    - 1) Title of the sheet or brochure
    - 2) Name and location of the building
    - 3) Names of the Architect
    - 4) Name of the Electrical Engineer

- 5) Name of Contractor
  - 6) Subcontractor's Manufacturer, Supplier and Vendor
  - 7) Date of submittal
  - 8) Date of correction and revision.
  - 9) Unless the above information is included, the submittal will be returned for resubmittal.
- b) Shop Drawings shall be done in legible scale and shall contain sufficient plans, elevations, sections and isometrics clearly describing the equipment or apparatus and the Engineer/ Draftsmen skilled in this type of work. Shop Drawings shall be drawn to at least 1/4" = 1'-0" scale.
7. The manufacturers shall publish brochures to be submitted which contain complete and detailed engineering and dimensional information. Brochures submitted shall contain only information relevant to the particular equipment or materials to be furnished. The Contractor shall not submit catalogs that describe several different items in addition to those items to be used unless all irrelevant information is marked out or unless each manufacturer is identified and submitted separately.

#### 1.06 GENERAL COORDINATION

- A. The Drawings indicate diagrammatically the desired location or arrangement of conduit runs, outlets, equipment, etc., and are to be followed as closely as possible. It shall be the Contractor's responsibility to verify and coordinate the location of all outlets and raceways with other trades.

#### 1.07 CUTTING, PATCHING AND MATCHING

- A. This Contractor shall do all cutting required for the proper installation of his work and shall repair any damage done by himself or his workmen. The Contractor shall coordinate with that of other parties.
- B. Wherever possible, work shall be done in a concealed and neat workmanlike manner requiring the least amount of cutting of studs, plates and woodwork. Such cutting or notching is allowed only after consultation with and by permission of the Engineer.
- C. All patching shall be of the same materials, workmanship and finish as existing and shall accurately match all surrounding work. All work shall be done under the Architect's instructions and when required by the trade that did the original work.

#### 1.08 INTERPRETATION OF Drawings AND Specification

- A. The Engineer's decision will be final on interpretation of the Drawings and Specifications. Whenever the words "AS MAY BE DIRECTED", "SUITABLE" or "APPROVED EQUAL" or other words of similar intent and meaning are used

inferring that judgment is to be exercised, it is understood that it is the judgment of the Engineer referred to.

#### 1.09 EXCAVATION

- A. All excavating and backfill required for the proper installation of electrical work whether or not shown on the Drawings or as specified. This shall be done per the general excavation portion of the Specifications.

#### 1.010 CLEANING OF EQUIPMENT, MATERIALS AND PREMISES

- A. All electrical equipment shall be thoroughly cleaned of dirt, rust, cement, plaster, etc., and all cracks and corners scraped out clean. Surfaces to be painted shall be carefully cleaned of grease and oil spots and left smooth and clean and in proper condition to receive paint finish.

#### 1.011 RECORD Drawings

- A. At the beginning of the project, one full-sized print of each applicable Drawing will be issued to the Contractor for use in preparing Record Drawings. "RECORD" conditions shall be recorded on the prints as the project progresses. Upon completion of the work, the Contractor shall forward it to the Architects' Office after first securing the Inspector's verification by signature.

#### 1.012 EARTHQUAKE RESTRAINT

- A. All electrical equipment shall have a means to prohibit excessive motion during an earthquake. Equipment that vibrates during normal operation shall have isolators with mechanical stops. All transformers are considered to vibrate during operation.
- B. All electrical equipment and connections shall be designed to resist lateral seismic forces equal to value shown on Drawings of equipment weight with allowable working code capacity increased by 1/3 or 1.5 times the same value for the weight yield capacity. Connections shall be the same except the 1/3 increase will not be allowed.

#### 1.013 IDENTIFICATION

- A. Conductors:
  - 1. All power and signal conductors shall be identified in accordance with the following schedule:
    - a) 120/208 Volts, 3-phase, 4-wire Wye: Red-Black-Blue, Neutral White

- b) 120/240 Volts, 3-phase, 4-wire Delta: Black-Blue for single-phase, Orange for 3-phase stinger, Neutral White
  - c) 480/277 Volts, 3-phase, 4-wire Wye: Yellow-Brown-Purple-, Neutral Grey Bond or grounding conductor (GWG): Green
  - d) Special system conductors shall be color coded and labeled
2. Brady Labels shall be used to identify terminals and destination of feeders, branch circuits, signal and control circuits, etc., at all terminations and junction boxes and shall be coordinated with the nameplates in all boxes and equipment.
  3. All terminals in the switchboards, panels, relays, switches, devices, starter terminals, etc., shall have Brady Labels for identification to identify both ends of all wiring. Wires #8 and smaller to be terminated on terminal strips squared-type 9080K with white marking strip and screw lugs for wire size.
    - B. Nameplates: The Contractor shall furnish and install 1" x 3" x 3/32" thick laminated black Bakelite nameplates with a white core, unless specifically shown as red with a white core, engraved to produce white letters on black background for all items of electrical equipment including 2-pole and 3-pole circuit breakers, panelboards, starters, relays, time switches and disconnect switches. They shall screw them in place.
    - C. Panels: Panels having single-pole circuit breakers shall be provided with typed schedules mounted in welded metal holders behind plastic.
    - D. Devices: All devices shall have their branch circuit identified on the back side of device plate with a permanent type black marker, i.e., CT A-21.

#### 1.014 MECHANICAL AND OTHER SPECIAL EQUIPMENT

- A. Mechanical Coordination: PRIOR to commencing construction, this Contractor shall arrange a conference with the Mechanical/Plumbing Contractors and equipment suppliers to verify type, sizes, locations, requirements, controls and diagrams of all equipment furnished by them. In writing, he shall inform the Electrical Engineer that all phases of coordination of this equipment have been covered. If any unusual conditions or problems, they are to be enumerated them at this time.
- B. Mechanical Wiring: All electrical line voltage wiring, fused disconnects and conduits shall be furnished and installed by this Contractor unless otherwise shown.
- C. Miscellaneous Equipment: Contractor shall be responsible for electrical hook-up and connection to all electrical equipment whether furnished by this Contractor or others. This includes all special mechanical equipment and equipment furnished by the Mechanical Contractor.



## 1.015 GUARANTEE

- A. This Contractor agrees to replace or repair to the satisfaction of the Owner, any part of the installation that may fail due to defective material and/or workmanship, or failure to follow Plans and Specifications for one year after final acceptance. He shall further obtain from the manufacturers of special equipment (i.e., control systems) their respective guarantees and service manuals and deliver to Owner.

**PART II - PRODUCTS**

## 2.01 RACEWAYS

- A. Unless specifically shown otherwise, this Contractor shall furnish and install a complete steel conduit system for all wiring, including control and signal wiring.
- B. All conduits shall be rigid threaded hot dipped galvanized type.
- C. All steel conduits installed underground shall have a minimum coverage of 1'-6" below finished grade and shall have a 4" concrete envelope. Joints shall be sealed with conductive pipe compound T & B Kopr-Shield before making up. Conduits installed below grade shall be wrapped with Minnesota Mining Company Scotch Wrap #51 using half-lap for double thickness. Conduit surfaces shall be clean and dry before wrapping.
- D. Seal-type flexible conduit shall be used in lengths not greater than 18" at motors and other machinery to prevent the transmission of vibration. All flexible conduits shall have a copper bond wire either integral or pulled in. Flexible conduit shall be supported at both ends and every 24".
- E. All conduit fittings, locknuts, couplings, elbows, etc., shall be hot dipped galvanized finish with plastic bushings. No competitive type fittings shall be used.
- F. Non-Metallic Conduit:
  - 1. Rigid non-metallic PVC, UL Labeled conduit with factory ells and fittings approved for the purpose may be used under the following conditions:
    - a. Where the voltage is 600 Volts or less:
      - 1) All conduits in earth under buildings or protected by permanent paving may be Schedule 40 PVC.
      - 2) Any conduit running through planters or unprotected in earth shall be encased in 3" of concrete. All raceways above grade shall be steel.

- 3) All non-metallic runs shall have a bond wire for the interconnection of all conducting portions per Table 250-94 of the California Electric Code (CEC).
  - 4) Use factory elbows. PVC shall not be bent in the field.
  - 5) Electrical metallic tubing fittings shall be steel plastic bushed or set screw type. No competitive type fittings will be accepted.
- G. Surface raceways and fastenings shall be two piece steel type complete with all fittings of the same manufacturer factory finished in gray. Surface plug-in strips shall be two circuit type with NEMA grounded receptacles every 12" with wiring space provide.

## 2.02 CONDUCTORS

- A. All conductors shall be delivered to the site in their original unbroken packages plainly marked or tagged as follows: UL Labels, size, kind and insulation of wire, name of the manufacturing company and trade name of the wire.
- B. All conductors to be a minimum of 98% conductivity soft drawn copper, minimum #12 AWG unless shown otherwise. Conductors #8 and larger shall be stranded type "THWN" 600 Volt insulation. Conductors #10 and smaller shall be solid copper "THHN".
- C. All branch circuits, fixture wiring joints, splices and taps for conductors #10 and smaller to be made with "SCOTCHLOCK" connectors.
- D. Two bolt type solderless connectors or T & B "color keyed "compression lugs shall be used on #8 and larger conductors.

## 2.03 WIRING DEVICES

- A. Furnish and install wiring devices and plates as shown on the Drawings and described in these Specifications. Where more than one wiring device is mounted in the same location, such devices shall be mounted in a multi-gang plate. Single-gang combination interchangeable devices shall not be used. Wiring devices shall be Specification grade or better.
- B. Convenience outlets shall consist of a Specification grade duplex receptacle mounted in an outlet box in the wall flush with the finished plaster or surface rated 20 AMPS, 125 Volts, 3-wire, back, and side wired.
- C. Exterior outlets in moist or damp locations shall have proper flush or "FS" type cast surface boxes with adaptors, gaskets, and proper type cast device covers.

- D. Local switches shall be quiet toggle-type, totally enclosed, AC rated, 20 AMPS, 120/277 Volt.
- E. Device plates shall be provided for all devices with the number of gangs and openings necessary. They shall be satin brushed stainless steel in toilets and kitchens with plastic to match devices in other finished areas.
- F. All telephone outlets shall have proper cover plates to match above.
- G. Switch plates for all outlets not in sight of a switch shall be labeled with filled etched letters showing locations of the outlet controlled.
- H. Pilot lights shall be of the type with an indicating neon lamp in the handle.

#### 2.04 OUTLET BOXES

- A. Outlet boxes for concealed work shall be one piece pressed steel knock out type with zinc or cadmium coating. Boxes shall not be smaller than 4" square nominal size unless otherwise indicated. Provide extension rings, plaster rings and covers necessary for flush finish.
- B. Bar hangers shall be used to support outlet boxes in stud or furred partitions and ceilings. Attachment screws, devices, etc., shall be of the proper type to secure boxes to metal studs. Use expansion shields to concrete and masonry.
- C. Provide approved knock-out seals on all unused open knock-out holes. Where used for lighting fixtures outlet boxes shall be equipped with fixture studs.
- D. Outlet boxes installed in concrete slabs shall be two-piece concrete boxes not less than 4" nominal size with a minimum depth of 2-1/2".
- E. Surface boxes of cast metal threaded hub-type with suitable gasketed covers shall be used for exposed conduit runs less than 5' above a finished floor or where waterproof boxes are required.

#### 2.05 PULL BOXES AND WIREWAYS

- A. Pull and junction boxes shall be installed as shown to ease the pulling of wire and to comply with NEC requirements.
- B. Wireways to be constructed in accordance with UL 870 for wireways, auxiliary gutters, and associated fittings. Every component including lengths, connectors, and fittings shall be UL listed.

#### 2.06 TERMINAL CABINETS AND CLOSETS

- A. Cabinets and fronts shall be in accordance with NEMA Standard Publication No. PB1-1971 and UL Standards No. 67. Fronts shall include doors and have flush

brushed stainless steel cylinder tumbler-type locks with catches and spring loaded door pulls. The flush lock shall not protrude beyond the front of the door. All locks shall be keyed like the panelboard locks. Fronts shall have adjustable indicating trim clamps completely concealed when the doors are closed. Doors shall be mounted by completely concealed steel hinges. Fronts shall not be removable with the door in the locked position. A frame and card with a clear plastic covering shall be provided on the inside of the door. Fronts shall be of code gauge full finished steel with rust inhibiting primer and bake enamel finish.

## 2.07 PANELBOARDS

- A. Furnish panelboards shown on Plans and described herein. All cans shall be a minimum of 20" wide and 5.75" deep unless otherwise shown. They shall be totally flat or equal with flush keyed locks.
- B. Panelboards shall be UL listed.
- C. Breakers for switching lights shall be rated for switching duty.
- D. Fronts shall be sheet steel painted standard gray over a rust inhibitor. They shall be equipped with a door, flush hinges, flush proper cylinder tumbler lock; metal circuit card holder and quarter turn adjustable trim clamps.
- E. The panel shall consist of reinforced galvanized sheet steel frame with copper bus bars and circuit breakers properly supported to prevent vibration breakage in handling. All terminals shall be solderless type suitable for specified conductors of size indication. Bus bars shall be sequence phased.
- F. Branch circuit breakers shall be "bolt-on" and fully interchangeable without disturbing adjacent units. All 2 and 3-pole breakers shall have common trips with a minimum IC of 10,000 AIC.
- G. All breakers applying fluorescent or HID fixtures shall have padlock handle lock-off devices.
- H. All spaces shall have hardware.
- I. Provide separate blocks for neutrals and grounds as required.

## 2.08 DISCONNECTING DEVICES

- A. Disconnecting devices shall be provided as shown or as required by CEC. Switches shall be motor rated and in proper NEMA enclosure.
  - 1. Motors 1/3 HP and less: Switches shall be of the toggle-type quick make and break rated 2 HP, 250 Volts AC with the number of poles required

provided with flush mounting wall plates or in suitable surface mounting NEMA enclosures.

- a) Motors 1/2 HP and larger: Disconnecting switches shall be Type HD fused 3-pole, 600 Volts in proper NEMA enclosures with proper size FRN fuses. Provide three spare fuses of each type to the Owner.
- B. Circuit breakers utilized as disconnecting devices shall comply with the requirements stated in other articles of this section and NEC.

## 2.09 CONCRETE PAD, PULL BOXES AND MANHOLES

- A. At the Contractor's option, he shall provide cast-in-place or precast structures.
- B. Where applicable, concrete structures shall be submitted to the serving utility for their approval prior to installation.
- C. Cast-in-place concrete shall be per the Concrete Section of the Specifications.
- D. Provide 8" concrete pads under all exterior switchboards, transformers, etc.

## PART III - EXECUTION

### 3.01 INSTALLATION

- A. The layout and installation of electrical work shall be coordinated with the overall construction schedule to prevent delay in completion of the project.
- B. Dimensions and information regarding accurate locations of equipment and structural limitations and finish shall be verified with other sections.
- C. The Drawings do not show all the offsets, bends, special fittings or junction pull boxes necessary to meet job conditions and shall be provided as required.
- D. Electrical equipment, outlets, junction and pull boxes shall be installed in accessible locations, avoiding obstructions, preserving headroom and keeping openings and passageways clear.
- E. Minor adjustments in the locations of equipment shall be made where necessary providing such adjustments do not adversely affect function of the equipment. Major adjustments for the location of equipment shall be previously approved and detailed on the Record Drawings.

### 3.02 STRUCTURAL FITTINGS

- A. Furnish and install the necessary sleeves, inserts, hangers, anchor bolts and related structural items. Install at the proper time.

### 3.03 NOISE CONTROL

- A. Outlet boxes at opposite sides of partitions shall not be placed back-to-back nor, shall through boxes be employed except where specifically permitted on the Drawings by note to minimize transmission of noise between occupied spaces.
- B. Contactors, starters and similar noise producing devices shall not be placed on walls that are common to occupied spaces unless specifically called for on the Drawings. Where such devices must be mounted on walls common to occupied spaces, they shall be shock mounted or isolated in such a manner to effectively prevent the transmission of their inherent noise to the occupied space.
- C. Ballasts, contactors, starters and like equipment that are noticeably noisier than other similar equipment on the project will be deemed defective and shall be replaced at Engineer's request.

### 3.04 RACEWAYS AND FITTINGS

- A. Surface raceways shall be coordinated with cabinet work. It shall be installed plumb and square with adjacent surfaces.
- B. Conduits installed underground shall have a minimum depth of 24" below a finished grade. Joints shall be sealed with T & B "Kopr Shield" conductive joint compound before making up. Steel conduit runs installed in earth shall be spirally wrapped with 20 Mil vinyl plastic using half-lap for double thickness.
- C. Conduit surfaces shall be clean and dry before wrapping. All conduit fittings shall be steel with insulated throats. Bushings shall be the nylon type.
- D. All conduits installed underground shall have a minimum 4" concrete envelope except under buildings or in building floors.
- E. Provide a tagged 1/6" stranded nylon pull rope. Leave 28" of free coiled end in all empty conduits with identification tags on both ends.
- F. Minimum size of any conduit for lighting, power and signal shall be 3/4" conduit unless shown otherwise.
- G. Furnish and install "seal-offs" in all conduit runs through areas of different temperature.
- H. Where applicable, wiring methods shall be in accordance with requirements for installation in damp and/or hazardous areas.
- I. All concealed conduits shall be installed in as direct a line as possible between outlets. EMT approved for dry locations with steel plastic bushed set screw fittings.

No more than four quarter bends or their equivalent will be allowed between outlets. Feeder conduits shall follow arrangements shown on plans unless a change is authorized. Branch circuit conduits shall in general follow arrangement as shown as far as structural conditions permit. All exposed runs shall parallel buildings, walls or partitions and be supported on Kindorf Hangers to meet Title 24, Part 6, CAC.

- J. In general, all conduits shall be sloping to drain. Bends that place a trap in a conduit shall be avoided. Provide drip fitting as required. Dux-Seal high ends of all underground raceways.
- K. All conduit runs shall be mechanically and electrically continuous from outlet to outlet. Conduit size or type shall not be changed between outlets.
- L. Chrome escutcheon plates shall be used on all conduit penetrating walls, floors or ceilings.
- M. Expansion joints shall be provided at building expansion joints or as required due to length of run or difference in temperatures.
- N. Flexible steel conduits shall be used for short runs not over 24" from motors or other vibrating equipment to junction boxes. Where specifically approved by the Engineer, flexible steel conduit may be used when conditions make the use of other conduit impracticable. Fittings shall be of the screwed wedge type. All flex shall have green copper bond wire. Flex conduits shall be independently suspended.
- O. All fittings that are exposed or in damp areas shall have sealing glands and proper gaskets. Fittings in hazardous areas shall be of the type approved for the particular hazard.
- P. Provide two 1" conduit stub-outs of all panels and terminal cabinets above a hung ceiling or as otherwise shown.
- Q. Roof Penetrations: Where raceways penetrate roofing or similar structural area, provide 26 galvanized iron roof jacks sized to fit tightly to a raceway for a weather-tight seal and with flange extending a minimum of 9" under roofing on all sides. Completely seal openings between inside diameters of roof flashing and outside diameters if penetrating raceways. Coordinate with work required under Roofing Section of the Specifications.
- R. Fire Penetration Seals: Seal all penetrations for work of this section through fire rated floors, walls and ceilings to prevent the spread of smoke, fire, toxic gas or water through the penetration either before, during or after the fire. The fire rating of the penetration seal shall be at least that of the floor, wall or ceiling into which it is installed so that the original fire rating of the floor or wall is maintained as required by Article 300-21 of the California Electrical Code (CEC).

- S. Where applicable, provide OZ Type CFSF/I and CAFSF/I fire seal fittings for conduit and cable penetrations through concrete and masonry walls, floors, slabs and similar structures. Where applicable, provide 3M fire barrier sealing penetration system and/or Thomas & Bett Flame Safe Fire Stop System and/or ChaseFoam fire stop system including wall wrap, partitions, caps and other accessories as required. All manufacturers' instructions and recommendations for installation of sealing fittings and barrier sealing systems.

### 3.05 CONDUCTORS AND CONNECTORS

- A. All branch circuits and fixture wiring joints, splices and taps for conductors #10 and smaller shall be made with 3M "Scotchlocks" or approved equal.
- B. Circuit and signal terminations to single-screw or push-on terminals shall be done with insulated "Sta-Kons" or approved equal terminals.
- C. Bolt-type solderless connectors shall be torqued with a torque wrench according to the manufacturer's recommendations then retightened after 24-48 hours before taping. Owners' inspector shall be informed of this procedure during the waiting period and shall witness the act of retightening.
- D. Feeders, etc.: Connectors and lugs for terminating stranded conductors #8 and larger shall be machine crimp compression type.
- E. All splices shall be taped with Scotch #88 plastic electrical tape with "Scotch Fill" where necessary for a smooth joint. For other than normal temperatures or conditions Scotch #27 or #2520 shall be used. All connections and splices shall be electrically perfect and in strict accordance with all code requirements.
- F. No splices shall be made below grade in a manhole or pull hole without the Engineer's written approval, and then shall be encapsulated with 3M potting kits per 3M Specifications.
- G. Wire in panels, cabinets, pull boxes and wiring gutters shall be squared, labeled and neatly grouped with "Ty-Raps" and fanned out to the terminals.
- H. Wiring Devices: Wiring devices shall be securely fastened to the outlet box. Where the outlet box covers are back from the finished walls, device shall be built out with washers so that it is rigidly held in place to the box. Provide metal extenders in flammable construction per CEC.
  - 1. All device screw slots shall be left in a vertical orientation.

### 3.06 OUTLET BOXES

- A. Outlet boxes for concealed work shall be one steel knock-out type with zinc coating. Boxes shall not be smaller than 4" square nominal size unless otherwise



indicated. Provide extension rings, plaster rings and covers necessary for flush finish.

- B. Bar hangers shall be used to support outlet boxes in stud or furred partitions and ceilings. Attachment screws, devices, etc., shall be of the proper type to secure boxes to metal studs complemented by expansion shields to concrete and masonry.
- C. Provide approved knock-out seals on all unused open knock out holes. Where used for lighting fixtures, outlet boxes shall be equipped with fixture studs.
- D. Surface boxes of the cast metal threaded hub-type with suitable gasketed covers shall be used for exposed conduit runs less than 5' above a finished floor or where waterproof boxes are required.

### 3.07 JUNCTION AND PULL BOXES AND WIREWAYS

- A. Boxes shall be installed square and plumb. An engraved nameplate shall be installed indicating the function of each box on the exterior in unfinished areas and on the interior in finished areas.
- B. Install wireways with strip-type connectors with self-retained mounting screws. Use hangers with two-piece hook-together features to permit preassembling of wireway and hanger bottom plate before hanging on a preinstalled upper bracket.

### 3.08 TERMINAL CABINETS AND CLOSETS

- A. Install level and identify per schedule.
- B. All conductors shall be squared, labeled and "Ty-Rapped".
- C. Location:
  - 1. Unless otherwise indicated on the Drawings, install all panels with the top of the trip 6'-0" above the finished floor.
  - 2. Space permitting, surface mount panels where they are not visible to the public.
  - 3. Panels to have protective cover over any electrical panel with overhead water piping. Cover to be 18" by width of a panel.
- D. Directory: Mount a typewritten directory behind glass or plastic in a metal holder welded to the inside of each panel door showing circuit numbers and complete description of all outlets (one each circuit).

### 3.09 PRECAST CONCRETE PULL BOXES AND MANHOLES

- A. Contractor shall provide a minimum of 3-6" of sand base material suitable to receive the manhole. The base material shall be impacted and graded level at proper elevation to receive the manhole in relation to the conduit grade or ground cover requirements as designated in the Plans. Sealants used between the joints of the manhole are at the Contractor's discretion unless otherwise specified. If grout is used it should consist of two-parts plaster sand to one-part cement with sufficient water added to make the grout flow under its own weight.
- B. The grout should be poured into a water soaked groove and filled to the top of the groove unless a double amount is to be used as a further precaution against leakage. In this case the mastic sealant should be placed on the two shoulders of the groove. The next section of manhole should be placed while the foaming action is in process. Contractor shall verify grades with the Architect and shall set holes and boxes level at proper grades.
- C. All conduits penetrating the pull box shall have seals to prevent water from entering the raceway.

### 3.010 DISCONNECT DEVICES

- A. Disconnect devices shall be identified as to location of the device controlled.

### 3.011 SUPPORTS AND ANCHORS

- A. Provide inserts, anchors, supports, rods, brackets and miscellaneous items to adequately support and secure the electrical systems and equipment.
- B. Secure hangers, brackets, conduit straps, supports and electrical equipment to surfaces by means of toggle bolts on hollow masonry; expansion shields and machine screws or standard preset inserts on concrete or masonry; machine screws or bolts on metal surfaces; wood screws on wood construction. Wood or fiber plugs or concrete nails are not acceptable.
- C. Power driven or velocity driven inserts may be not used unless specifically approved by the engineer, and where their use does not affect finished appearance of work.
- D. They may not be used in prestressed slabs, beams, purlins, precast members or in tension.
- E. Seismic Requirements: Provide vertical and lateral supporting equipment to resist application of seismic forces per CAC.

END OF SECTION

**LOW VOLTAGE GENERAL PURPOSE TRANSFORMERS****PART 1 GENERAL**

- 1.01 The requirements of the Contract, Division 01 , and Division 26 apply to work in this Section.
- 1.02 SECTION INCLUDES
- A. This specification covers single-phase and three-phase general-purpose individually mounted dry-type transformers, 600V maximum, for general power and lighting applications.
- 1.03 REFERENCES
- A. The equipment in this specification are designed and manufactured according to latest revision of the following standards (unless otherwise noted).
1. ANSI/IEEE C57.96, Distribution and Power Transformers, Guide for Loading Dry-Type appendix to ANSI C57.12 standards
  2. ANSI/IEEE C89.2 - Dry Type Transformers for General Applications
  3. ANSI/NFPA 70, National Electrical Code
  4. IEEE C57.12.01, General Requirements for Dry-Type Distribution and Power Transformers Including Those with Solid Cast and / or Resin-Encapsulated Windings
  5. IEEE C57.12.91, Test Code for Dry-Type Distribution and Power Transformers
  6. NEMA ST 20, Dry Type Transformers for General Applications
  7. UL 506, Specialty Transformers
  8. NEMA- TP-1-2002
- 1.04 SYSTEM DESCRIPTION
- A. Power transformers shall be 2 winding dry type for general power and lighting applications. Transformers rated 1000 KVA or below shall be UL listed and bear required Listing Mark.
- 1.05 SUBMITTALS
- A. Manufacturer shall provide copies of following documents to owner for review and evaluation in accordance with general requirements of Division 01 and Division 26 :
1. Product data on specified product documenting the following:
    - a. Dimensions
    - b. Weight
    - c. KVA
    - d. Voltage
    - e. % Impedance
    - f. Taps
    - g. Insulation Class
    - h. Sound Level

## 2. Installation Instructions

## 1.06 PROJECT RECORD DOCUMENTS

- A. Maintain an up-to-date set of Contract documents. Note any and all revisions and deviations that are made during the course of the project.
- B. Provide final as-built drawings and information for items listed in Paragraph 1.06. All changes made during the manufacturing process shall be incorporated.

## 1.07 OPERATION AND MAINTENANCE DATA

- A. Manufacturer shall provide copies of installation, operation and maintenance procedures to owner in accordance with general requirements of Division 01 and Division 26.
- B. Submit operation and maintenance data based on factory and field testing, operation and maintenance of specified product.

## 1.08 QUALITY ASSURANCE (QUALIFICATIONS)

- A. The manufacturer of the transformer as indicated by the label on the transformer shall be the manufacturer of the major components within the transformer.
- B. The manufacturers listed within this specification have been selected for use on this project. All others need to be pre-approved by the engineer before submitting.
- C. The manufacturer shall provide Seismic tested equipment as follows: (verify below)
  - 1. The equipment and major components shall be certified to the seismic requirements of IBC-2003 and IEEE-693-1997. Guidelines for the installation consistent with these requirements shall be provided by the transformer manufacturer and be based upon testing of representative equipment. The equipment shall be qualified to an equipment importance factor,  $I_p$ , level of 1.5.
  - 2. For  $z/h > 0$ ,  $S_s$  shall be 150% minimum and  $S_d$ s shall be 1.0g minimum for 3-phase convection and/or fan cooled transformers. For encapsulated transformers,  $S_s$  shall be 300% minimum and  $S_d$ s shall be 2.0g minimum.
  - 3. For  $z/h=0$ ,  $S_s$  shall be 240% minimum and  $S_d$ s shall be 1.6g minimum for dry-type transformers. For encapsulated transformers,  $S_s$  shall be 300% minimum and  $S_d$ s shall be 2.0g minimum.
  - 4. Mounting recommendations shall be provided by the manufacturer based upon approved shake table tests used to verify the seismic design of the equipment.
  - 5. The equipment manufacturer shall certify that the equipment can withstand and will be functional following a seismic event, including both vertical and lateral required response spectra as specified in above codes.
  - 6. The equipment manufacturer shall document the requirements necessary for proper seismic mounting of the equipment. Seismic qualification shall be considered achieved when the capability of the equipment, meets or exceeds the specified response spectra.

## 1.09 DELIVERY, STORAGE, AND HANDLING

- A. Deliver, store, protect, and handle products in accordance with the manufactures recommendations.
- B. Dry type transformers shall be located in well-ventilated areas, free from excess humidity, dust and dirt and away from hazardous materials. Indoor locations shall be protected to prevent moisture from entering enclosure.

- C. Equipment shall be shipped with edge and top protection that is adequate to protect the transformer enclosure from common dents and scratches.

1.10 PROJECT CONDITIONS (SITE ENVIRONMENTAL CONDITIONS)

- A. Follow (standards) service conditions before, during and after transformer installation.

1.11 WARRANTY

- A. Manufacturer warrants equipment to be free from defects in materials and workmanship for 1 year from date of installation or 18 months from date of purchase, whichever occurs first.

**PRODUCTS**

1.12 MANUFACTURER

- A. General Electric Company products have been used as the basis for design. Other manufactures' products of equivalent quality, dimensions and operating features may be acceptable, at the approved by the engineer.

1.13 GENERAL REQUIREMENTS

- A. Dry type general purpose transformers shall be rated as indicated in the drawings.
- B. Transformers supplied to this specification shall be able to operate continuously at 100 percent nameplate rating at ambient temperature not exceeding 40 degrees C. Maximum temperature at top of enclosure shall not exceed 50 degree C rise above 40 degree C ambient.
- C. Transformer shall have self-cooled sound levels equal to or lower then those established by ANSI/IEEE:

<u>KVA</u>	<u>Sound Levels (dB)</u>
0-9	40
10 – 50	45
51 – 150	50
151 – 300	55
301 – 500	60

Measured per ANSI C89.2-1986

- D. Transformer shall be sound tested in the factory prior to shipment. A record of the sound testing shall be retained by the manufacturer.
- E. Transformers shall meet the energy efficiency requirements of NEMA-TP-1-2002.
- F. Transformers shall use properly classified UL approved temperature ratings. Temperature rise ratings shall be in accordance with UL 506. Insulation ratings shall be as indicated in drawings.
- G. Transformer shall carry the fully-rated load continuously when the surrounding air does not exceed 30C/86F average, 40C/140F maximum and adjacent structures do not prohibit the free movement of cooling air.
- H. Transformers 5 KVA and above shall be able to meet ANSI/IEEE C57.96 daily overload requirements listed in drawings. Transformers loaded in accordance with this paragraph shall be capable of long service life under thermal conditions specified. There shall be no need for derating.

## I. Enclosures shall meet UL 506 requirements for the following characteristics:

1. Ventilation Openings;
2. Corrosion Resistance;
3. Cable Bending Space;
4. Surface Temperature Rise;
5. Wiring Compartment Temperature Rise;
6. Terminations.

## J. Transformer Construction

1. Transformer core shall be constructed of high grade, non-aging silicon steel with high magnetic permeability and low hysteresis and eddy current losses. Magnetic flux densities shall be kept well below core saturation point. Transformer core shall be clamped using insulated bolts through the core laminations to provide consistent pressure throughout the core length. Completed core and coil shall be bolted to enclosure base and isolated from base by rubber vibration-absorbing mounts.
2. Transformer core shall be visibly grounded to enclosure.
3. Enclosure shall be constructed of heavy gauge steel.
4. Coils shall be copper unless otherwise noted.

## 1.14 ACCESSORIES

## A. For 150 degree C. rise models:

1. Wall mounting brackets;
2. Weathershield kits.

## 1.15 LOAD TAPS

## A. Transformers shall have following high voltage load tap arrangements unless noted otherwise in plans:

1. Through 2 KVA - no taps;
2. Through 23 KVA - no taps;
3. 3 through 25 KVA - [no taps] [2, 5 percent taps, both below nominal voltage] [4, 2-1/2 percent taps, 2 above, 2 below nominal voltage];
4. Through 500 KVA - 6, 2-1/2 percent taps, 2 above, 4 below nominal voltage;
5. 750 KVA - 4, 3.1 percent taps, 2 above, 2 below nominal voltage;
6. 1000 KVA - 2, 3.6 percent taps, 1 above, 1 below nominal voltage.

## 1.16 TESTING

## A. Transformers furnished to this specification shall receive the following production tests:

1. Applied Potential;
2. Induced Potential;

- 3. No Load Losses;
  - 4. Voltage Ratio;
  - 5. Polarity;
  - 6. Continuity
- B. Manufacturer shall perform the following additional tests on units identical to the design type being supplied to this specification. Manufacturer shall provide on request test data sheets to prove performance of these tests.
- 1. Sound Levels
  - 2. Temperature Rise Tests
  - 3. Full-Load Losses
  - 4. Regulation
  - 5. Impedance
- 1.17 FINISH
- A. Finish shall consist of degreasing, phosphate cleaning, and an electrodeposit ANSI 61 gray enamel paint.
- PART 2 EXECUTION**
- 2.01 EXAMINATION
- A. Verify that dry type transformers are ready to install.
  - B. Verify field measurements are as instructed by manufacturer.
  - C. Electrical Contractor to verify that required utilities are available.
- 2.02 LOCATION
- A. Electrical Contractor to verify proper location for the unit.
  - B. The transformer shall be installed in a location where the sides with ventilated openings are a minimum distance of six inches from noncombustible structures or equipment to ensure adequate air circulation.
- 2.03 INSTALLATION
- A. Install per manufacturer's instructions.
  - B. Install required safety labels.
- 2.04 FIELD QUALITY CONTROL
- A. Inspect installed dry type transformers for anchoring, alignment, grounding and physical damage.
  - B. Check tightness of all accessible mechanical and electrical connections with calibrated torque wrench. Minimum acceptable values are specified in manufacturer's instructions.
- 2.05 CLEANING
- A. Repaint scratched or marred exterior surfaces to match original finish.

END OF SECTION

**FIRE ALARM SYSTEM****PART 1 GENERAL**

## 1.01 RELATED DOCUMENTS

- A. The general provisions of the Contract, including General and Supplementary, Special Conditions and General Requirements, apply to the work specified in this Section.

## 1.02 FIRE ALARM SYSTEM IN GENERAL

- A. Contractor shall install and furnish a complete and operational fire evacuation and fully automatic detection system, as well as a signal conductor and raceway system as required in accordance with Title 24, Part 2, Section 907.2.3 and conform to Title 24, Part 3, Article 760. The system shall be monitored by an approved supervising station. The system shall include the following:
1. All equipment, conduit, wire and labor necessary to provide for a complete and operational system as specified herein and shown on the drawings.
  2. Contractor shall submit fire alarm system shop drawings to the Engineer for approval **PRIOR** to installation.
- B. All materials, wiring and equipment shall be furnished and installed in strict compliance with the preceding sections and all applicable requirements of:
1. Local fire authority having jurisdiction
  2. California Electrical Code (CEC), 2019 Edition
  3. National Fire Protection Association Standard 72.
  4. Manufacturer of the fire alarm system
  5. Underwriters' Laboratories, Inc.
  6. California State Fire Marshal
  7. California Fire Code, latest Edition



## 1.03 FIRE ALARM SYSTEM MANUFACTURER REQUIREMENTS

- A. The manufacturer of the fire control system shall submit as part of his construction submittals:
1. Factory component technical detail showing full compliance with function as specified.
  2. Factory calculations for all power requirements for specified system, including standby power, all certified in writing by the manufacturer's engineer in charge of the project.
  3. Manufacturer's certification that it maintains an office within 50 miles of the project, and that it maintains sufficient spare parts and personnel at that location to ensure the Owner of a continually maintained and serviced system.
  4. List of factory personnel responsible for jobsite installation and supervision of the system who shall be available as required by the Contractor, Engineer, Architect or Owner.
  5. **WRITTEN CERTIFICATION** that all component parts to be used in this system are of his manufacturer, or are California State Fire Marshal listed and to be used for the purposes intended.
  6. At the completion of the manufacturer's installation of the system to the contractor's wire backbox and appurtenances, he shall:
    - a) Provide the Engineer with five (5) copies of his final system report which shall be on the manufacturer's standard forms provided by him and contain the following information:
      - 1) Serial numbers and location of all major components.
      - 2) Testing information verifying all annunciation devices and signaling function are as specified and required.
      - 3) Provide the Engineer their copies of his factory logo's Record Drawings of the system, including final labeling, color coding and locations for all devices in the system.
      - 4) Manufacturer's final tests shall be in the presence of the Engineer and Owner, or his representatives, as well as the authorities having jurisdiction.

**1.04 OPERATING INSTRUCTION, WARRANTY AND SERVICE**

- A. The manufacturer shall provide a qualified representative to instruct the Owner, or his representative, in the operation of the system.
  
- B. This contractor and the manufacturer shall warranty the systems for a period of one (1) year from the date of acceptance by the Owner. Emergency repair and/or replacement of manufacturer provided equipment for the system shall be accomplished by this contractor, at **NO** additional cost to the Owner as long as such repair and/or replacement occurs during the warranty period, and is directly or indirectly caused by faulty workmanship or defect of material installed. Upon completion of the installation of the Fire Protective Signaling equipment, a satisfactory test of the entire system shall be made in the presence of the enforcing agency.

**1.05 FIRE ALARM SYSTEM OPERATION**

- A. Activation of any alarm initiating device shall:
  - 1. Activate fire alarm audible and visible devices.
  - 2. Transmit the alarm condition to an approved remote receiving station.
  - 3. Report alarm condition and zone on LCD displays of the main fire alarm control panel and remote annunciators.

**END OF SECTION 28 31 11**

**EARTHWORK**

DIVISIONS 00 AND 01 ARE A PART OF THIS SECTION

**PART 1 GENERAL**

**1.01 SCOPE OF WORK**

The work of this section shall include the furnishing of all labor, materials and equipment required to complete the clearing and grubbing, excavation, backfilling and compacted fill work as indicated on the drawings and as specified herein.

**1.02 WORK INCLUDED (But not limited to the following items)**

- a. Clearing and removal from site of all vegetation, rubbish and material (concrete, glass, wood, etc.) from previous use of the property not indicated on the drawings to remain.
- b. Excavating soil under buildings for compacted fill, if required.
- c. Preparing of area upon which fill is to be placed and placing of compacted fill.
- d. Furnish imported fill material, if required.
- e. Excavating for all footings, floor slabs, walks, walls, curbs, pits, etc.
- f. Proper bracing and shoring of all excavation where necessary to prevent caving.
- g. Backfilling foundations, placing and compacting fill for slabs and as required for area grading.
- h. Subgrading and preparation of subgrade for asphaltic concrete surfacing.
- i. Applying water to obtain compaction required in fills.
- j. Final finish grading.
- k. Top soil fill in areas indicated.
- l. Cleaning of site of all material excavated and not used and disposing of away from site.

**1.03 RELATED WORK**

- a. Excavating, trenching and backfilling for the plumbing, electrical or mechanical trades which is specified under the section to which it applies.
- b. Vapor barrier under concrete floor slabs is specified in Section 03 10 00.

1.04 OWNER'S REPRESENTATIVE

- a. The earthwork operations will be under the direct inspection of the Geotechnical Engineer of Record for this Project, who shall be registered by the State as a Professional Engineer and who will be employed by the Owner. Refer to Section 01402, Tests and Inspections.
- b. The Geotechnical Engineer shall be the Owner's representative in control of all earthwork. The Geotechnical Engineer will approve or disapprove fill materials; will make appropriate tests and pass or reject compacted fill and will designate for removal any unsuitable materials, which may remain at the bottom of the excavated area after the limits of excavation indicated by the drawings have been reached.
- c. The contractor shall comply with the instructions of the Geotechnical Engineer as to the aspects of the work described above and shall cooperate with the Geotechnical Engineer in his performance of these duties.

1.05 GEOTECHNICAL REPORT

- a. Unless otherwise noted, the recommendations found in the soils report for site preparation shall be followed but shall not be considered a part of this section. It shall be incumbent upon this contractor to review the soils report on file in the Architect's office. No additional monies will be allowed for any costs incurred due to negligence of the contractor in not reviewing the soils report.

1.06 PROTECTION

- a. Protection of Property: Care shall be taken to prevent damage to adjoining property and this contractor shall make good any damage resulting from this operation.
- b. Maintain protections and barricades as required. Cooperate with other trades requiring access.
- c. Survey work furnished by the owner, such as horizontal and vertical control survey monuments, bench marks, etc., shall be carefully maintained. Said work, if disturbed or destroyed, shall be replaced by the contractor's surveyor at the contractor's expense.
- d. Loads of material moving to or from the site shall be trimmed to prevent droppings along the street.

1.07 UNDERGROUND PIPES, CONDUITS AND UTILITIES

- a. Observe applicable regulations in work affecting underground utilities. Protect active utilities from damage and remove or relocate only as indicated or specified. Remove and plug or cap inactive or abandoned utilities encountered in

excavating or grading. In absence of specific requirements, plug or cap at least 5 feet outside building walls.

- b. Excavating or trenching for new pipe, conduit or utility lines within five feet of building lines and under exterior walks, drives or pavement is subject to provisions of these specifications with respect to protection from moisture, backfilling and grading.
- c. Lines Containing Liquid: Check for leaks and certify to owner. Run such lines at least 5 feet outside building lines wherever possible.
- d. Notify utility companies and owner for all utilities to be cut off, modified or relocated. Maintain active utilities and protect same. No utilities shall be cut off without first obtaining permission from the Owner.

**1.08 DRAWINGS AND SPECIFICATIONS**

Cuts and Fills: The grades shown on the drawings do not necessarily indicate a balance of cut and fill. Any excess earth not needed for filling shall be removed from the site. Any earth required for filling shall be furnished by the contractor and shall meet the requirements under materials section for earth fill.

**1.09 INSPECTION OF SITE**

The contractor shall accept the site as he finds it at the time of submitting his bid for this work and no allowances will be made for any error or negligence resulting from his failure to inspect the site prior to submitting his bid proposal.

**1.10 LAWS AND ORDINANCES**

All excavating, bracing, barricading, backfilling, etc., shall be done in accordance with all applicable laws and/or ordinances.

**1.11 ASTM STANDARD SPECIFICATIONS**

Where reference is made to ASTM Standard Specifications, the latest issue of such specifications shall apply, except where other specific issue dates are identified in the Soils Report, T24, Part 2, or the applicable C.B.C. Standard.

**1.12 SURFACE WATER**

Surface water shall be controlled by grading as necessary to prevent erosion, damming or ponding in the bottom of structural excavations.

**1.13 ALLOWABLE TOLERANCES**

Maximum variation from indicated grades shall be 1/10 of one foot.

**PART 2 PRODUCTS**

## 2.01 MATERIALS

- a. Earth for filling and backfilling shall be acceptable to the Architect and Geotechnical Engineer and shall be free from all objectionable material and shall be a clean, granular material suitable for compaction. Must be tested and approved by the Soils Engineer.
- b. Top Soil: A fertile, friable, loamy soil, free from toxic amounts of acids and alkalis, capable of sustaining healthy plant life. To be approved by Architect.
- c. Imported soils shall consist of essentially granular, silty sands with low expansion potential and free of grasses, weeds, debris, rocks larger than 4" in maximum dimension and soluble sulfates in excess of 200 parts per million. Import fill shall contain sufficient silt and clay binders to render them stable in footing trenches and capable of maintaining specified elevation tolerances during paving operations.
- d. Imported soils to be used as engineered fill should also meet the following gradation and quality criteria:
 

(1) Maximum Percent Passing #200 Sieve	50
(2) Maximum Liquid Limit	40
(3) Maximum Plasticity Index	14
(4) Minimum R-Value	50
(a) Pavement Areas Only	
(5) Maximum Expansion Index	20
(a) Per 2010 CBC Standard 18-2	
(b)	
- e. Only soils passing DTSC standards shall be allowed.
- f. Pea Gravel- to be used for drainage course material (backfill) and decorative finishes shall be screened gravel that consists of clean, washed, small round stones which will be retained by a No.4 (4.75mm) sieve and will pass a 3/8"(9.5mm) sieve.

**PART 3 EXECUTION**

## 3.01 SITE CLEARING

Clear the building site of all vegetation and rubbish, including all brush, grass, weeds, trees, roots, concrete slabs and footings, A.C. paving, tin cans, glass, wood, brick and large rocks (1-1/2" or larger), etc. Strip the entire property and easements down to bare earth. All vegetation and rubbish cleared and stripped from the site shall be removed from the site and legally disposed of.

## 3.02 PREPARATION OF AREA UPON WHICH FILL IS TO BE PLACED

- a. **Clearing and grubbing-** should consist of stripping grasses; removing existing structures, foundations, slabs, and miscellaneous concrete; removing buried utility lines; locating and removing or disposing of abandoned septic tanks and seepage pits (dry well) if any are encountered during site clearing and grubbing operations.
- b. **Stripping-** Prior to soil compaction, existing ground surfaces should be stripped of surface vegetation. A stripping depth of one inch should be adequate. In no instances should stripped material be used in engineered fill or blended with and compacted in original ground.
- c. **Slabs and Pavements-** Shall be completely removed. Asphaltic concrete fragments may be used in fill provided they are broken down to a maximum dimension of two inches and adequately disbursed within a friable soil matrix. Soil-AC mixtures should not be used above the elevation bottom of the lowest structure footing.
- d. **Foundations-** Existing at the time of grading should be completely removed.
- e. **Basements and septic tanks-** located in proposed structure areas should be completely removed. Basements or septic tanks situated outside the structure areas may be removed or disposed of by breaking the walls down to not less than two feet below finished grade; breaking the bottom out to provide drainage, and back-filling and compacting the resulting cavity using a sand slurry or by placing and compacting acceptable soils engineered fill. If a sand slurry is used, no compaction tests will be required.
- f. **Seepage pits-** in proposed structure areas should be removed to a minimum depth of five feet below finished grade or two feet below existing ground, whichever is lower. If a portion of the pit liner is to be abandoned in place, the void should be backfilled with sand slurry. In no instances should liners be left in place within a depth of two feet below existing ground.
- g. **Backfilling Cavities-** All voids or depressions created by clearing and grubbing operations should be backfilled with either on-site soils or acceptable imported fill materials. Materials used to backfill cavities should be placed and compacted in accordance with Paragraph 3.06.
- h. After the area to be filled is cleared, it shall be plowed or scarified to the depth of at least twelve (12) inches, and until the surface is free of ruts or uneven features which will tend to prevent uniform compaction. It shall then be compacted to a depth of at least twelve (12) inches in accordance with specifications for compacting fill material in Paragraph 3.03.

### 3.03 PLACING, SPREADING AND COMPACTING FILL MATERIAL

- a. The fill material shall be placed in layers which, when compacted, shall not exceed six inches (6"). Each layer shall be spread evenly and shall be thoroughly mixed

during the spreading to insure uniformity of material in each layer. When the moisture content of the fill material is below that specified by the Engineer, water shall be added until the moisture content is as specified. When the moisture content of the fill material is above that specified by the Engineer, the fill material shall be aerated by blading or other satisfactory methods until the moisture content is as specified.

- b. After each layer has been placed, mixed and spread evenly, it shall be thoroughly compacted to not less than ninety percent (90%) of maximum dry density in accordance with ASTM D 1557-12, Method A, shall be by self-propelled multiple-wheel pneumatic tired rollers or other approved types of rollers. Rollers shall be of such design that they will be able to compact the fill to the specified density. Rolling shall be accomplished while the fill material is at the specified moisture content. Rolling of each layer shall be continuous over its entire area and the roller shall make sufficient trips to insure that the desired density has been obtained.
- c. Field density tests shall be taken as directed by the Engineer and when these tests indicate that the density of any layer of fill or portion thereof is below the required ninety percent (90%) density, that particular layer or portion shall be reworked until the required density has been obtained.
- d. The fill shall be brought to within 0.1' plus or minus of the finished grades and the surface shall be bladed to a smooth and uniform surface.
- e. **Placing on Slope:** Where the slope of the sub-grade surface on which fill is to be placed is 10:1 or steeper, bench the sub-grade in flat benches or at least ten feet (10'-0") in width prior to filling thereon. Prepare and compact each bench in accordance with the specifications for site preparations. Benching, preparation and compaction of the benched sub-grade may be done simultaneously with the filling operation; and the material excavated in benching may be mixed and compacted with new fill unless deemed unsuitable by the Soils Engineer. All fill materials shall be subject to the approval of the Engineer as excavated and placed.

### 3.04 PREPARATION OF FLOOR SLAB SUBGRADE IN CUT AREAS

Subgrade for concrete floor slabs in cut areas shall be prepared as in 3.02 above. The compacted subgrade shall be bladed to a smooth and uniform surface.

### 3.05 EXCAVATIONS

- a. The bottom of all excavations shall be smooth, level and firm and at the depth called for on the drawings. Any excavation made deeper than indicated on the drawings shall not be backfilled but filled with concrete by the concrete contractor. Concrete mix shall be of the same mix as specified for footings.
- b. All excavations shall be kept free of standing water by pumping, draining or any means necessary to this end.



- c. Sides of footings may be formed by neat excavations if banks will stand without caving. If caving results, footing excavations shall be made to a line not less than 18" beyond each face of the footing to permit installation and removal of forms. Faces of footings abutting a property line shall be formed in all cases.
- d. The contractor shall bear all costs for additional work on account of overexcavation.

### 3.06 BACKFILLING

- a. After forms are stripped and concrete surfaces approved, the space between the earth banks and the concrete shall be filled with clean earth. The backfill material shall be placed in layers, which, when compacted, shall not exceed six (6) inches in depth. It shall be moistened with water to bring it to the optimum moisture content and thoroughly compacted by means of mechanical compactors to indicated grades and to a density equal to that of the soil at the bottom of the footings, but not less than 90% of the maximum dry density in accordance with ASTM D 1557-78T, Method A.
- b. The backfill may be compacted by means of flooding (ponding) and jetting if the backfill and foundation material is granular (sandy) and free draining after compaction. This method shall be used only if approved ahead of time by the Structural Engineer. This method shall *not* be used under areas that will receive concrete slabs or A.C. paving. The backfill shall be placed in layers not over three (3) feet deep. Flooding shall not be used to compact the top foot below finish grade - use two 6" moistened layers as called for above. It may be necessary to use vibratory or other compaction equipment along with the flooding to obtain the required 90% compaction.

### 3.07 TOP SOIL

Place 12" of specified material in planters and planted areas; 6" of same in lawn or turf areas.

### 3.08 GRADING

After fill and backfill work has been completed, the areas outside of the building shall be finish graded to the indicated grades. Finish grades of lawn areas in general: 1" below walk grades; planted areas: 2" below walk grades; in planters: 6" below tops of planter walls. The areas inside of the building to receive slabs or other construction work shall be fine finish graded to the required grades. All grading shall be left even and free of all debris, shall be to the grades indicated on the drawings and shall be raked clean just prior to the owner's acceptance of the completed building.

### 3.09 DISPOSAL AND CLEANUP

- a. Rubbish, Debris, Rocks, Trees, etc.: Hauled away from site promptly and legally disposed of.
- b. Topsoil Strippings: Legally dispose of off site.
- c. Excess earth resulting from cutting and excavation to be legally disposed of off the site or hauled to an area as designated and stockpiled.
- d. Dust and Noise Abatement: During entire period of construction and during loading, keep area and material being loaded sprinkled to reduce dust in air and annoyance to premises and neighborhood. Exercise all reasonable means to abate undue noise.
- e. Clean up site, remove all debris and leave premises in clean and orderly condition.

### 3.10 CERTIFICATION OF GRADES

- a. The contractor and the soils engineer shall, at the conclusion of the grading work, certify to the Architect that the grading has been performed in accordance with the specifications and is satisfactory for its intended use.
- b. Building Pad Certifications - The Contractor shall arrange for and hire a licensed Land Surveyor or Civil Engineer with authority to practice Land Surveying registered in the State of California to verify the depth and extents of all building over excavations. In addition, the Surveyor or Civil Engineer shall record final elevations of building pads and pavement subgrade. These elevations shall be signed and sealed by the Surveyor or Civil Engineer, labeled "As Graded Elevations", and transmitted to the Architect before work commences on the building foundations.

### 3.11 Excess Water Control

- a. Do not place, spread, or roll any fill material during unfavorable weather conditions. Do not resume operations until moisture content and fill density are satisfactory to the Engineer.
- b. Provide berms or channels to prevent flooding of subgrade.
- c. Where soils have been softened or eroded by flooding or placement during unfavorable weather, remove all damaged areas and re-compact as specified for Filling below.
- d. Provide and maintain, at all times during construction, ample means and devices with which to promptly remove and dispose of all water from every source entering the excavations or other parts of the work. Dewater by means which will ensure dry excavations and the preservation of the final lines and grades of bottoms of excavations.
- e. Where subgrade or layer of soil material must be moisture conditioned before compaction, uniformly apply water to surface of subgrade, or layer of soil

material. Apply water in manner to prevent free water appearing on surface during or subsequent to compaction operations.

- f. Remove and replace, or scarify and air dry, soil material that is too wet to permit compaction to specified density.
- g. Soil material that has been removed because it is too wet to permit compaction may be stockpiled or spread and allowed to dry. Assist drying by disking, harrowing or pulverizing until moisture content is reduced to a satisfactory value.

END OF SECTION  
10/14/2022

**TERMITE CONTROL**

DIVISIONS 00 AND 01 ARE A PART OF THIS SECTION

**PART 1 GENERAL**

1.01 SCOPE OF WORK

The work of this section shall include the furnishing of all labor, materials and equipment required to complete the "preconstruction" soils treatment under and adjacent to structures to provide a uniform toxic barrier in all routes of termite entry.

1.02 PROTECTION

Allow no disturbance of treated soil between application of poison and pouring of concrete.

1.03 GUARANTEE

- a. Furnish to Owner a written five (5) year warranty against subterranean termites.
- b. Warranty shall cover against invasion or propagation of subterranean termites, damage to building or building contents caused by termites; repairs to building or building content so caused.
- c. Areas of infestation appearing within the warranty period shall be retreated at no additional cost to the Owner.
- d. Areas of damage of building or building contents shall be repaired at no additional cost to the Owner for both material and labor to a maximum cost of \$5,000.00 per each building location.
- e. Make an inspection of the Work once each year at no additional cost to the Owner for a total period of 5 years following date of Notice of Completion for the purpose of detecting termite infestation.
- f. If termite infestation is found during that 5 year period, retreat according to prevailing practices of the trade within 10 days after such infestation is discovered.
- g. Owner reserves the right to renew warranty for an additional 5 years. Contractor shall provide the Owner with a proposal prior to beginning work for the cost of the additional 5 year warranty for the Owners review and comments.

**PART 2 PRODUCTS**

2.01 MATERIALS

Apply one of the following chemicals as a water emulsion at concentrations and volume specified. If impervious soils make a reduction in volume of solution necessary, increase percentage of toxicant used in proportion to insure same amount of insecticide be used per linear or square foot.

Demon TC, as manufactured by Zeneca  
Premise

Dominion  
Equal as approved by Architect. See Div. 00, Section 10, Article 19.

### **PART 3 EXECUTION**

#### **3.01 APPLICATION**

- a. Apply in strict conformance with the manufacturer's recommendations.
- b. All termite control must be performed by a state licensed structural pest control company.

#### **3.02 APPLICATION RATES**

- a. Surface Preparation:
  1. Remove foreign matter which could decrease effectiveness of treatment on areas to be treated. Loosen, rake, and level soil to be treated, except previously compacted areas under slabs and foundations. Toxicants may be applied before placement of compacted fill under slabs, if recommended by toxicant manufacturer.
- b. Apply in accordance with manufacturer's recommendation.
- c. Apply under all building pads, footings and areas within 2'-0" of buildings.
  1. Allow not less than 12 hours for drying after application before beginning concrete placement or other construction activities.
- d. Apply to substrate immediately prior to the installation of the membrane vapor barrier to avoid losses due to evaporation.
  1. When substrate is crushed rock fill applied below membrane vapor barrier, apply additional treatment to soil prior to installation of fill.
- e. Footing trenches shall be treated not more than 24 hours prior to concrete pour.
- f. Treat critical locations such as utility footing penetrations and expansion joints with linear treatment at the manufacturer's recommended rate.
  1. Treat inside of utility trenches for a minimum of 48" beyond the building pad.
- g. Reapply soil treatment solution to areas disturbed by subsequent excavation or other construction activities following application.
- h. Take precautions to protect adjoining property and areas designated for planting.
- i. Application Rates shall be as follows unless otherwise specified or approved by the Architect:
  1. One gallon per 10 sq. ft. as overall treatment under slab and attached porches.
  2. 4 gallons per 10 lin. ft. along inside and outside of exterior foundation walls, and around utility services and other features, that will penetrate slab.
  3. 2 gallons per 10 lin. ft. in voids of unit masonry foundation walls or piers.

END OF SECTION  
10/3/2013

**VEGETATION CONTROL**

DIVISIONS 00 AND 01 ARE A PART OF THIS SECTION

**PART 1 GENERAL**

1.01 SCOPE OF WORK

The work of this Section shall include the furnishing of all labor, materials and equipment required to complete the sterilization to prevent seed germination and plant growth, under paving, sidewalks and other areas indicated on the drawings.

1.02 PROTECTION

Take necessary precautions to protect adjoining property and areas designated for planting on building site.

1.03 Certification

No products shall be sprayed or spread unless the applicator has been licensed and certified by the State of California to disperse product specified in this section or approved by the State of California for the intended use.

**PART 2 PRODUCTS**

2.01 Materials:

- a. Contractor shall submit State of California approved product for weed eradication

**PART 3 EXECUTION**

- 3.01 Apply in accordance with the manufacturer's recommendation, state and federal guidelines.

END OF SECTION  
05/15/2008

**CONCRETE PAVING**

DIVISIONS 00 AND 01 ARE A PART OF THIS SECTION

**PART 1 GENERAL**

1.01 WORK INCLUDED

- a. Site concrete paving, including sidewalks, fire lane.
- b. Curbs, gutters.

1.02 RELATED SECTIONS

- a. Site grading
- b. Asphalt concrete paving
- c. Landscaping
- d. Reinforcing steel
- e. Sewerage and drainage (storm sewer)

1.03 QUALITY ASSURANCE

- a. Comply with the latest publications for materials and operations of the following:
  - 1. The American Society for Testing and Materials (ASTM).
  - 2. American National Standards Institute (ANSI).
  - 3. The American Concrete Institute (ACI).
  - 4. The American Welding Society (AWS).
  - 5. Portland Cement Associations (PCA).
  - 6. State Building Codes.
  - 7. State of California, Department of Transportation (CALTRANS) Standard Specifications, latest edition.
- b. Certify in writing that Contractor has not less than five years experience in the field of providing specified finishes.
- c. Perform work specified herein under the personal and constant supervision of a competent construction superintendent experienced in this class of work.
- d. Provide slump tests for checking consistency of concrete mixture shall be made in accordance with ASTM C-143.
- e. Pay for any and all re-inspection, re-testing, re-design required due to the failure of concrete to meet requirements.



- f. For additional reference information, consult Portland Cement Association booklet; Cement Mason's Guide to Building Concrete Walks, Drives, Patios, and Steps.
- g. All concrete work: True to lines and grade as indicated on the drawings. Be responsible for proper drainage, without birdbaths, on all concrete paving surfaces. Bring discrepancies or omissions on drawings, or conditions on the site, which prevents proper drainage to the attention of the Architect in writing for corrections before work proceeds.
- h. All Construction: Conform to current applicable codes and ordinances.
- i. Coordinate placement of embedded items to avoid block-outs and cutting in finished work.

#### 1.04 SUBMITTALS

- a. Submit manufacturer's certification that materials meet specification requirements.
- b. Submit concrete mix design.

#### 1.05 PACKAGING, DELIVERY, STORAGE AND HANDLING

- a. Deliver packaged materials in manufacturer's original, unopened containers bearing manufacturer's name and brand.
- b. Protect materials delivered against inclusion of foreign matter.
- c. Store materials in dry location and protect against water.

#### 1.06 JOB CONDITIONS

- a. Inspection:
  - 1. Examine areas for conditions under which work is to be performed. Report in writing to Architect all conditions contrary to those shown on the drawing or specified herein and all other conditions that will affect satisfactory execution of work such as improperly constructed substrates or adjoining work. Do not proceed with work until unsatisfactory conditions have been corrected.
  - 2. Start of work constitutes acceptance of the conditions under which work is to be performed. After such acceptance, be responsible for correcting all unsatisfactory and defective work resulting from such unsatisfactory condition at own expense.
- b. Do not start work until temperature is at least 50 degrees F and rising, or if rain is predicted within eight hours.
- c. Owner will select a qualified testing laboratory to take samples for testing during the course of the work as considered necessary. Cost of such test will be paid for by Owner. Cooperate in making tests and be responsible for notifying the designated laboratory in sufficient time to allow taking of sample at time of placement.

- d. If test shows that concrete is below specified strength, remove all such concrete, as directed by Architect. Pay for removal of low strength concrete and its replacement with concrete of proper specified strength and testing.

## **PART 2 PRODUCTS**

### 2.01 MATERIALS

- a. Cement: Shall conform to ASTM C-150, Type II, low alkali.
- b. Concrete: Shall be 2500 psi, Class B, 5.25 sack mix unless otherwise indicated; conforming to Section 90 of the State Standard Specifications.
- c. Aggregate: Shall be 1 inch maximum, conforming to ASTM C-33.
- d. Water/cement ratio: Shall not exceed 7.6 gals. /sack cement.
- e. Reinforcing: Shall conform to ASTM A-615, Grade 40, deformed bars, or smooth dowels. Smooth Dowels shall be use at expansion joints.
- f. Curing Compound: Shall conform to AASHTO Des. M148, Type 2, Class A, white pigmented, except the loss of water in the water retention test should not exceed 0.04 grams per square centimeter of surface.
- g. Preformed Joint Filler: Shall conform to ASTM D-1751 or ASTM D-994, 1/2 inch thick unless otherwise indicated.
- h. Water: Shall be clean and free from deleterious acids, alkali, oil, and organic matter, and shall be potable.
- i. Slump: Maximum slump shall be 4", conforming to ASTM C-143.
- j. Form Release: Shall be a 100% chemically reactive release agent conforming to Corps of Engineers CEGS-03300, Section 10.8. Form oil, diesel oil or kerosene not allowed.

## **PART 3 EXECUTION**

### 3.01 SUBGRADE PREPARATION

- a. Subgrade for the curb, gutter, fire-lane, valley-gutters, concrete paving, and sidewalks: Grade to plus or minus 0.1 feet. Compact all subgrade on which concrete is to be placed to a depth of 6 inches to a relative compaction of 90 percent prior to placing of any concrete.
- b. Protect the subgrade from damage after the preparation has been completed. This contractor shall be responsible for all additional fine grading as required.
- c. Test the completed subgrade for grade and cross section by means of a template supported on side forms. Wet the subgrade and forms thoroughly, immediately in advance of placing concrete.

## 3.02 FORMS

- a. Forms: Shall be smooth on the side placed next to the concrete, with a true smooth upper edge, and rigid enough to withstand the pressure of fresh concrete without distortion.
- b. All forms shall be thoroughly cleaned and coated with form release to prevent the concrete from adhering to them. Depth of face forms for concrete curbs, equal to the full face height of the curb.
- c. Carefully set forms to alignment and grade; conform to the required dimensions. Hold forms rigidly in place by stakes. Brace at 12" o.c. at plywood (5/8" min.) forms and 24" o.c. at 2x forms. Use clamps spreaders and braces where required to insure rigidity in the forms.
- d. Do not remove the form on the front of curbs in less than one hour nor more than six hours after the concrete has been placed. In no event shall forms be removed while the concrete is sufficiently plastic to slump. Do not remove side forms for gutters and sidewalks in less than 12 hours after the finishing has been completed.

## 3.03 CURB AND GUTTER CONSTRUCTION

- a. Expansion joints 1/2 inch wide shall be constructed in curbs and gutters at 30-foot intervals, at each side of structures and at the ends of curb returns. Expansion joints shall be filled with pre-molded joint filler conforming to the provisions in State Standard Specifications, Section 51-01.12C, "Premolded Expansion Joint Fillers". Expansion joint filler shall be shaped to the cross section of the curb and gutter. Reinforcing Dowels shall be smooth. Contraction joints shall be constructed at 10-foot maximum spacing. Cut contraction joints minimum 1-1/4 inch deep with a jointing tool after surface has been finished. Joints shall be constructed at right angles to the curb lines. Concrete shall be placed and compacted in forms without segregation.
- b. Prior to the removal of the forms, the surface shall be finished true to grade by means of a straightedge float, not less than 10 feet in length, operated longitudinally over the surface of the concrete. Form clamps shall be so constructed as not to interfere with the operation of this float.
- c. Immediately after removing the front curb forms, the face of the curb shall be troweled smooth to the flow line of the integral curb and gutter, and then finished with a steel trowel. The top shall be finished and the front and back edges rounded as shown on the plans.
- d. After the face of the curb has been troweled smooth, apply a final fine brush finish with brush strokes parallel to the line of the curb. Give gutters a broom finish with strokes parallel to the line of the gutter.
- e. Top and face of the finished curb: Shall be of uniform width, free from humps, sags, or other irregularities. When a straightedge 10 feet long is laid on the top of face of the curb or on the surface of gutters, the surface shall not vary more than 0.01 foot from the edge of the straightedge, except at grade changes or curves.
- f. Depress curbs to provide entrances for driveways and wheelchair ramps. The entrances shall be of the dimensions shown on the plans.

- g. Clean, at own expense, all discolored concrete. The concrete may be cleaned by abrasive blast cleaning or other methods approved by the Architect.
- h. Make repairs by removing and replacing the entire unit between scoring lines or joints.

#### 3.04 VALLEY GUTTER, CONCRETE PAVING MOW STRIPS AND SIDEWALKS

- a. Fresh concrete shall be struck off and compacted until a layer of mortar has been brought to the surface. The surface shall be finished to grade and cross-section with a float, troweled smooth and finished with a broom. The float shall not be less than 10 feet in length and not less than 6 inches in width. Brooming shall be transverse to the line of traffic and, if water is necessary, it shall be applied to the surface immediately in advance of brooming. Test all valley gutters to prove conformance with Article 3.03 e.
- b. Expansion joints 1/2 inch wide shall be constructed at all turns and opposite expansion joints in adjacent curb. Where curb is not adjacent, expansion joints shall be constructed at intervals of 30 feet. Expansion joints shall be filled with pre-molded joint filler conforming to the provisions in Section 51-1.12c, "Premolded Expansion Joint Fillers". Contraction joints shall be constructed at 10-foot maximum spacing. Cut contraction joints minimum 1-1/4 inch deep with a jointing tool after surface has been finished.
- c. Where concrete borders are to be placed around or adjacent to manholes, drop inlets, or other miscellaneous structures in gutter depressions, island paving, or driveway areas, such structures shall be constructed to final grade before the borders are constructed.

#### 3.05 CONCRETE FINISHES

Broom Finish: Texture with medium broom finish to produce a uniform, non-skid (broom) finish on all surfaces with less than a 6% slope. Texture shall be a heavy broom finish on all surfaces with greater than 6% slope.

#### 3.06 CONCRETE CURING

- a. Spray the entire surface of the concrete uniformly with a white pigmented curing compound. Should the film of compound be damaged from any cause before the expiration of 72 hours, repair the damaged portions immediately with additional compound.
- b. Surface so newly placed concrete to be cured by the pigmented curing compound shall be kept moist or wet until the curing compound is applied and the curing compound shall not be applied until all patching or surfacing finishing has been completed.
- c. The curing compound shall be delivered to the work in ready-mixed form. At the time of use, the compound shall be in a thoroughly mixed condition with the pigment uniformly dispersed throughout the vehicle. The compound shall not be diluted or altered in any manner.
- d. Curing compound that has become chilled to such an extent that it is too viscous for satisfactory application shall be warmed to a temperature not exceeding 100 degrees F.

- e. Apply the curing compound to the exposed surface at a uniform rate of one gallon per 150 square feet of area.

**3.07 CLEAN UP**

- a. Upon completion of other work in buildings, all concrete paving surfaces shall be swept clean and all mortar and stains removed therefrom.
- b. The Contractor shall remove from the premises all surplus material, equipment, and debris as a result of work in this Section.

END OF SECTION  
10/24/2013

## CHAIN LINK FENCES AND GATES

DIVISIONS 00 AND 01 ARE A PART OF THIS SECTION

### PART 1 GENERAL

#### 1.01 SCOPE OF WORK

The work of this Section shall include all labor, material, equipment and appliances and required to complete the fencing indicated on the drawings and specified herein.

#### 1.02 WORK INCLUDED

- a. All chain link fencing, posts, headrails, braces, fittings, fabric, hardware and gates.
- b. Excavation and concrete footings for chain link fence work.
- c. Privacy slats for fences and gates.

#### 1.03 RELATED WORK

Concrete design and concrete mow strips - see Section 03 10 00.

#### 1.04 GENERAL REQUIREMENTS

- a. Workmanship: Only skilled workmen experienced in their respective trades and work shall be employed. All work shall be performed in a first-class workmanlike manner and shall be subject to the approval of the Architect.
- b. Measurements: The contractor shall take measurements of the building site and verify the dimensions indicated on the drawings.
- c. Completeness: The contractor shall furnish and install all appurtenances required to give a complete and satisfactory fence.
- d. Responsibility: The contractor shall be responsible for properly locating the fence within the property lines.

### PART 2 PRODUCTS

#### 2.01 ACCEPTABLE MANUFACTURERS

- a. MASTER-HALCO
- b. USA Industries, (801) 972-5124
- c. Substitutions: See Div.00, Section 10, Article 19, whenever any material is specified by name and/or number thereof, such specifications shall be deemed to be used for the purpose of facilitating a description of the materials and establishing quality, and shall be deemed and construed to be followed by the words "or approved equal". No substitution will be permitted which has not been submitted for prior approval by the Architect. All materials shall be new and the

best of their class and kind and free of visible defects. Sufficient descriptive literature and/or samples must be furnished for any materials submitted as "equal" substitutes. All materials shall be guaranteed for a period of one (1) year against material defects and workmanship.

**2.02 MATERIALS**

- a. Chain Link Fencing: Shall be 6'-0" high typically or as indicated on drawings.
  - (1) Fabric shall be "Galv-After" chain link wire heavily zinc coated (galvanized) by the hot-dip process AFTER WEAVING full heights as shown on plans. Fabric shall be made of No. 9 gauge class one (1) coated wire with 2" mesh and 1.202/ft. zinc coating.
  - (2) Tensile Strength Test: The wire pickets of which this fabric is made is to stand a tensile strength test of 70,000 pounds per square inch based on the cross sectional area of the galvanized wire.
  - (3) Galvanizing Test: Chain link fabric to comply with ASTM A239.
- b. Posts shall conform to Table 1. Length of posts shall be compatible with the specified fence height, or shall be as detailed. The term "Terminal posts" shall apply to end, corner, and pull posts. The term "Line posts" is defined as the vertical posts installed between terminal posts. The term "Gate posts" shall apply to the post supporting the weight of the gate.

**TABLE 1**

Post Type	Fabric Heights	Size	Weight (lb./l.f.)
Terminal	6 ft. or less	2.875" o.d.	5.79
	6'-1" to 12'-0"	4" o.d.	9.11
	Over 12'-0"	6.625" o.d.	18.97
Line	12'-0" or less	2.375" o.d.	3.65
	Over 12'-0"	2.875" o.d.	5.79
	Gate Leaf Widths	Post Size	
Gate	6'-0" or less	2.875" o.d.	5.79
	6'-1" to 13'-0"	4" o.d.	9.11
	13'-1" to 18'-0"	6.625" o.d.	18.97
	18'-1" to 23'-0"	8.625" o.d.	28.55
Sliding Gate	Varies	Same as terminal post	

- c. Line Posts: Shall be hot-dip galvanized, Class I steel pipe, Grades A and B, 1.2 oz. zinc-coated, Schedule 40, per ASTM A-120. See Table 1 for pipe diameter and weights for applicable heights.
- d. End, Corner, Pull and Gate Posts: Shall be hot-dip galvanized, Class I steel pipe, Grades A and B, 1.2 oz. zinc-coated, Schedule 40, per ASTM A-120. See Table 1

for pipe diameter and weights for applicable heights. Install corner posts at the beginning and at all ends of all radii.

- e. Depth and Setting of Posts: All posts shall be set three feet (3') min. in concrete footings. Concrete base shall be 39" deep x 10" diameter for line posts and 39" deep x 14" diameter for end/gate posts, unless otherwise noted. The cement shall extend three inches (3") below bottom of all posts.
- f. Top Rail and Bracing: Shall be hot-dip galvanized pipe (1.66") o.d., weight 2.27 pounds per linear foot. Attach fabric to top rail with 13 ga. annealed galvanized wire, double wrapped at 12" o.c.
- g. Post Tops: Shall be hot-dip galvanized. All posts fitted with heavy ornamental tops.
- h. Fittings: Shall be heavy weight malleable wrought iron or heavy weight pressed steel and shall be hot-dip galvanized. Fabric shall be fastened to end corner and gate posts with 1/4" x 3/4" stretcher bars and not less than 1/8" x 3/4" wide stretch bar bands at one foot (1'-0") center to center.
- i. Fabric Attachment: Fabric shall be fastened to line posts with 9 ga. annealed galvanized wire, single wrapped approximately at eighteen inch (18") centers minimum 5 per post.
- j. Gates: Gate frames to be made of hot-dip galvanized pipe (1.90") o.d., weight 2.72 pounds per linear foot. Gate corners shall be welded. Fabric to be same as in fence. Gates to be complete with heavy weight malleable iron hinges and catches. Single gate to have a fork latch with padlock attachment, double gates shall have drop-bar with gate holdbacks.
- k. Rolling Gates: Supply 6" round wheels with two (2) (1.66") o.d. rail track on the side of the fence.
- l. Concrete: See Section 03 10 00.
- m. Latches: Shall be fork-latch type and attachments for padlock locking on all gates.
- n. Finish: All materials entering into the construction of this fence shall be heavily hot dip galvanized.
- o. Tension Wire: Shall be 7 ga. coil spring class III steel wire, 1.2 oz. zinc coated attached to fabric with 9 ga. hog rings at 24" o.c.
- p. Privacy slats:
  - (1) All slats shall be manufactured from a combination of color pigments, quality high density virgin polyethylene and ultraviolet inhibitors.
  - (2) Color, provide minimum 6 color choices. Color to be selected by Architect.
  - (3) Provide 25 years limited warranty against color fading, breakage of slats and locking channel under normal climatic extremes.
  - (4) Installation of privacy slats per manufacturer instructions.



**PART 3 EXECUTION**

3.01 EXAMINATION AND VERIFICATION OF DRAWINGS AND SITES

It shall be The Contractor's responsibility to report to the Architect any deviations between the drawings, specifications and the site. Failure to do so prior to the installing of equipment, shall be done at The contractor's expense.

3.02 ORDINANCES AND REGULATIONS

All local, municipal and state laws and rules and regulations governing or relating to any portion of this work are hereby incorporated into and made a part of these specifications and their provisions shall be carried out by the contractor. Anything contained in these specifications shall not be construed to conflict with any of the above rules and regulations or requirements of same. However, when these specifications and/or drawings call for or describe materials, workmanship or construction of a better quality, higher standard or larger size, specification and/or drawings shall take precedence over the requirements of said rules and regulations.

3.03 INSTALLATION

- a. Headrails and top of fabric shall be level and true to line.
- b. Posts shall be spaced not over ten foot (10'-0") centers or where shown on plans.
- c. Fencing shall stair-step up or down retaining walls, grades, curbs, etc., in a level, perpendicular and satisfactory fashion.

3.04 CLEAN UP

All excess soil, debris, rubbish, etc., which results from work performed under this section shall be cleaned up and removed from the site. It shall be legally disposed of off site.

END OF SECTION  
12/13/2010