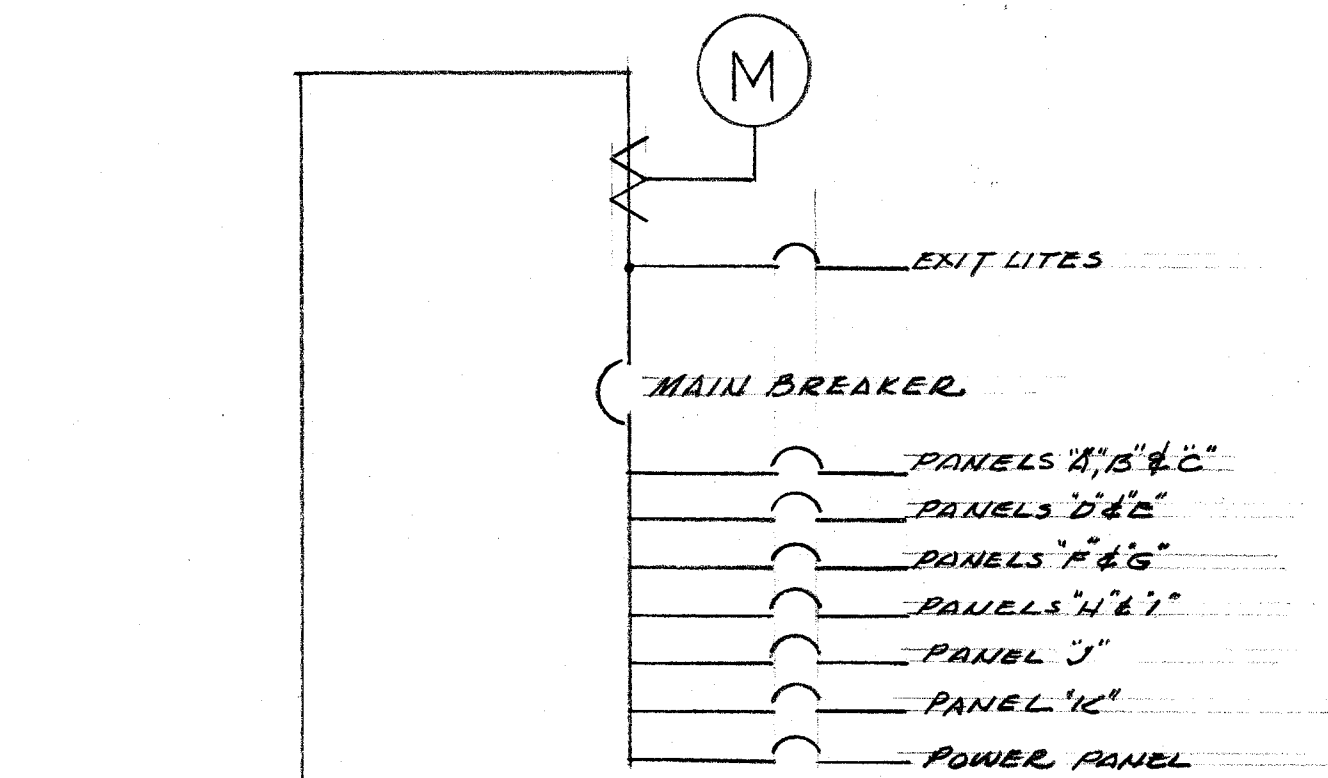


CIRCUIT	OUTLETS			WATTS			BREAKER		REMARKS	
	A	B	C	A	B	C	P	A		
1	3			1500			12	15		
2	3			1500						
3	3				1500					
4	3				1500					
5	3					1500				
6	3					1500				
7	3			1500						
8	3			1500						
9	6				1300					
10	5	1			1200					
11	4				1200			20		
12	4				1200			20		
13	4	1		1200				15		
14	SP				1200			20		
15	4				1200			12	20	
16	SP				1200					
17	SP					1200			20	
18	SP					1200			20	
				8400	7900	7800				

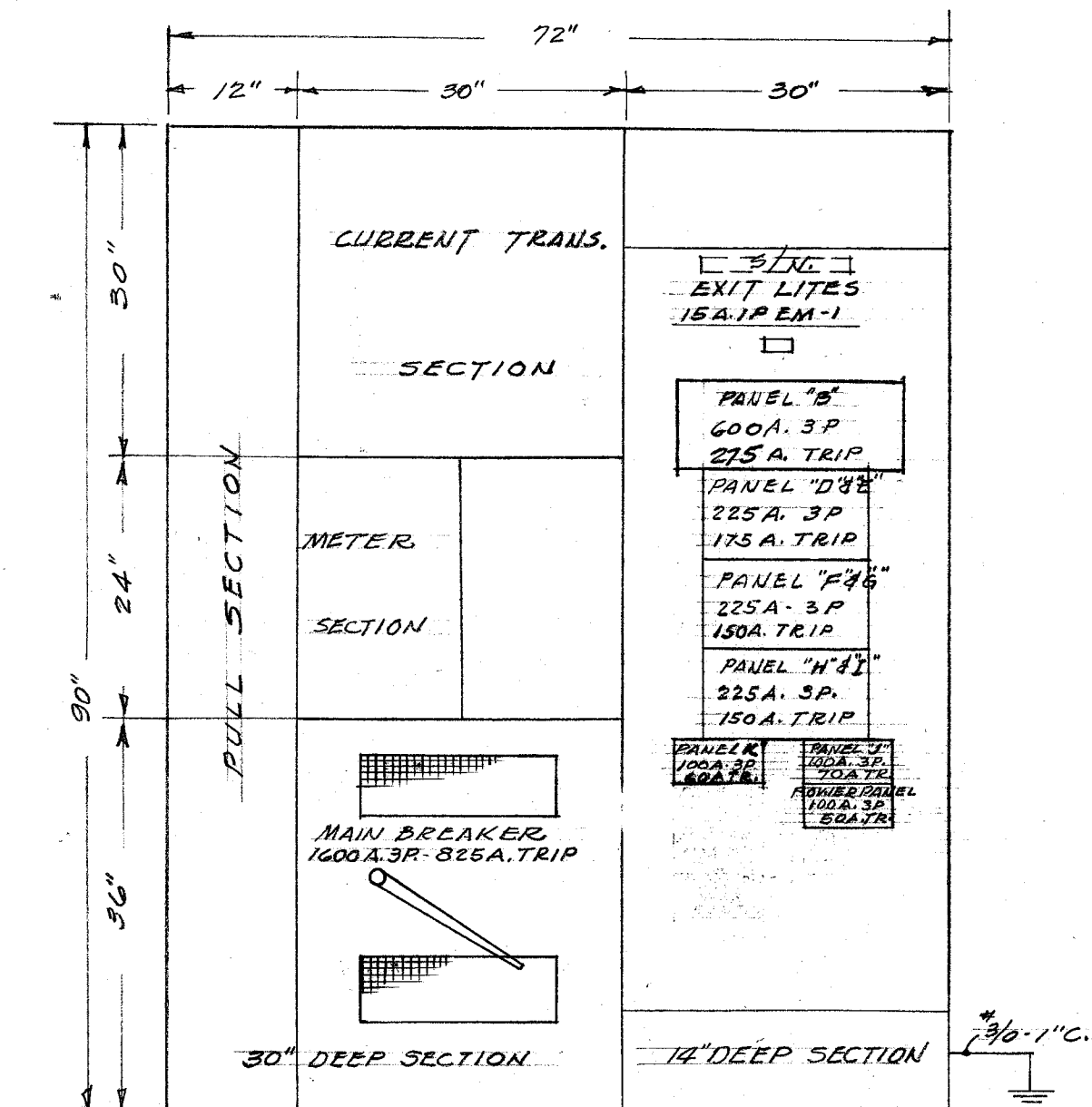
24,100 / 208 x 1.73 = 67A.
BREAKER 100A. 3P. N.A.

CIRCUIT	OUTLETS			WATTS			BREAKER		REMARKS	
	A	B	C	A	B	C	P	A		
1	3			1500			12	15		
2	4			1200						
3	3				1500					
4	6				1500					
5	6	1			1200					
6	2					1000				
7	3			1500						
8	2			1000						
9	3				1200			20		
10	5				1500					
11	4					1200		15		
12	4				1200			15		
13				1200				10	20	
14				650	1200			10	20	
15					650			12	20	
16						1200			20	
17	SP					1200			20	
18	SP					1200			20	
				7850	7550	7000				

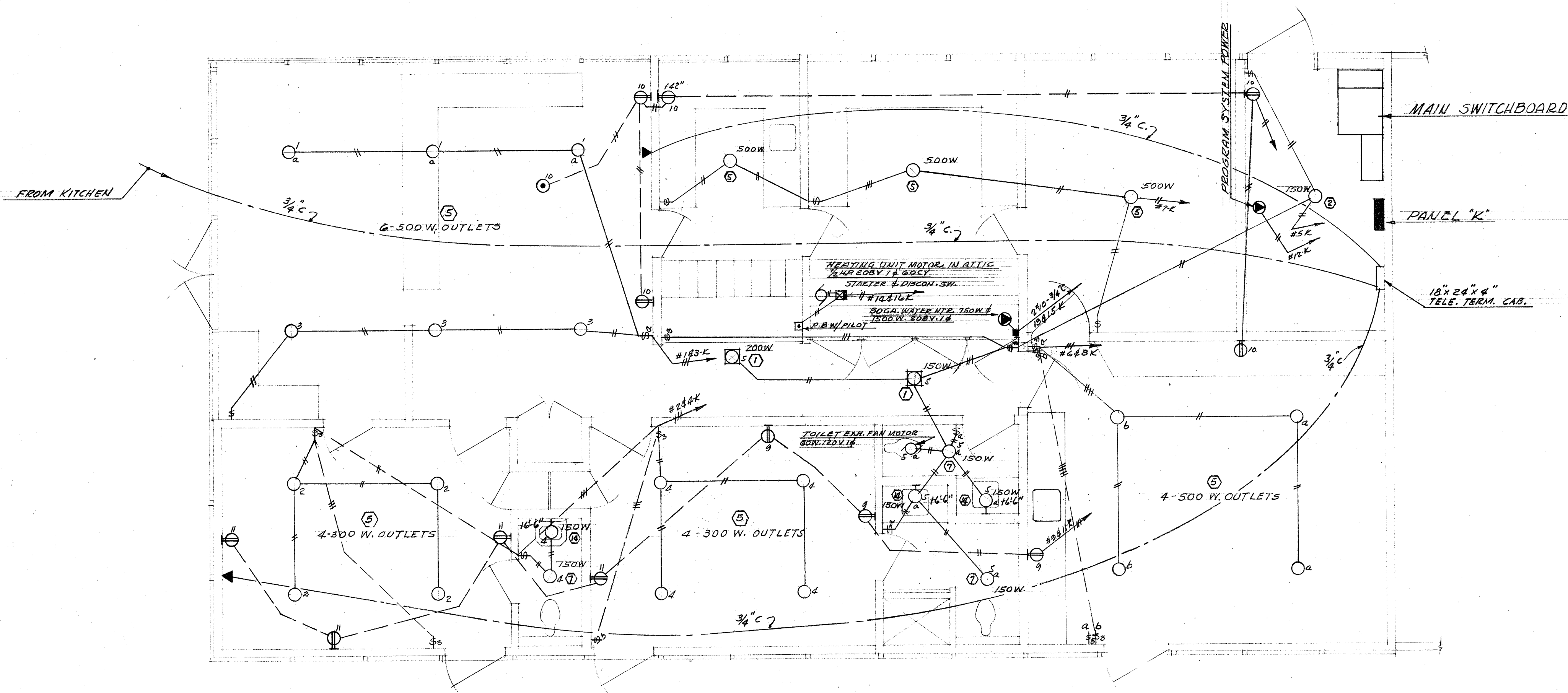
21,600 / 208 x 1.73 = 60A.
BREAKER 100A. 3P. N.A.



BUS DIAGRAM

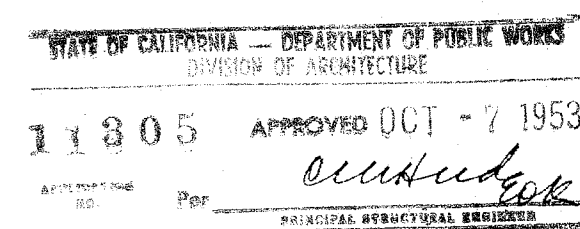


MAIN SWITCHBOARD
3/4" - 1'-0"



SCALE: 1/8" = 1'-0"

DIVISION OF ARCHITECTURE



W. A. Stains
CONSULTING ENGINEER
1603 CALIFORNIA AVENUE
BAKERSFIELD, CALIFORNIA
MECHANICAL 5305 ELECTRICAL 4205

BOARD OF EDUCATION

J. S. Tate, PRES.
Virginia C. Bellinger, SEC.

ELECTRICAL
FLOOR PLAN - ADMINISTRATION
UNIT TWO
REAL ROAD SCHOOL
BAKERSFIELD, CALIFORNIA

Whitney Biggar
WHITNEY BIGGAR ARCHITECT
MEMBER AMERICAN INSTITUTE OF ARCHITECTS
3601 STOCKDALE HIGHWAY
BAKERSFIELD, CALIFORNIA
29285 REGISTRATION C-1128

PROJECT NO. 6-53
DRAWN BY
CHECKED BY
DATE 9/4/53
SHEET E-4
OF 56