

GENERAL NOTES

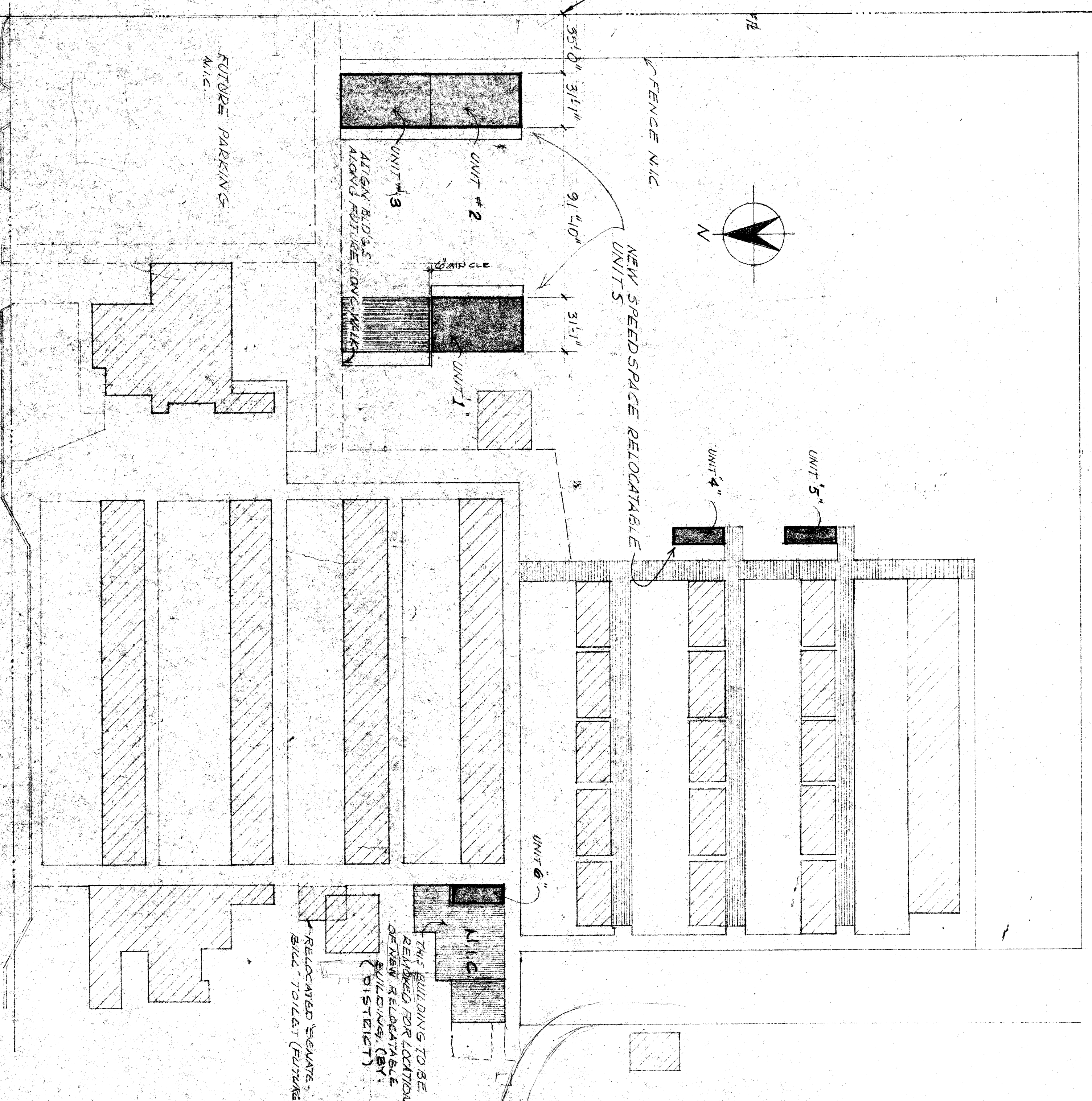
1. FIRE ALARM SYSTEM: WRITTEN ALARM EQUIPMENT DISTRIBUTION SHALL BE SUBMITTED TO THE ELECTRICAL ENGINEER AND STATING THAT THE SYSTEM ARE AS LISTED AND ARE AND THAT THE INSTALLATION REQUIREMENTS AS CALIFORNIA ADMINISTRATIVE CODE, P.E. 11.

2. EXIT DOORS SHALL BE OPENABLE FROM THE USE OF KEY OR ANY SPECIAL KNOWLEDGE.

INDEX TO DRAWINGS

SHEET	DRAWING TITLE
C1	SITE PLAN & INDEX
C2	ROOF & FLOOR MOD. PLANS
A1	FLOOR PLAN & ELEVATIONS
A1A	" " " "
A1B	" " " "
A3	ARCHIT. DETAILS
ABA	" " " "
AS	SCHEDULE - INTERIOR ELEVATIONS
A7	ARCHIT. DETAILS - INT. PARTS
E1	FOUNDATION PLAN
S1A	" " " "
S2	FOUNDATION DETS.
S2A	" " " "
S3	ROOF BEARING PLANS
S4	" " " "
S4A	" " " "
S5	STRUCTURAL SECTIONS
S5A	" " " "
S6	FLOOR FRAMING PLANS
S7	" " " "
S7A	WALL BAYET BEARING
DE1	PUMPING & ELECTR. PLOT PLANS
P1	PLUMBING FLOOR PLAN
ME1	Mech. / PLUMBING FLOOR PLAN
ME2	" " " "
ME3	" " " "
E1	ELECTR. DETAILS
E2	FLOOR PLAN
E3	" " " "
E4	" " " "

NOTE:
CONTRACTOR SHALL VERIFY EXACT LOCATION OF NEW AND RELOCATED BUILDINGS WITH OWNER AND ARCHITECT BEFORE STARTING ANY WORK.



MOUNT VERNON ELEM. SCH.
2541 POTOMAC AVE.
BAKERFIELD, CALIF.

LEGEND
POTOMAC AVE.
SPEEDSPACE RELOCATABLE UNITS IN CONTRACT
EXISTING BUILDINGS OR BUILDINGS NIC
EXIST RELOCATABLE UNIT TO BE RELOCATED BY SPEEDSPACE (AS NOTED)
NEW PORCH #4 C RAVED WALK NIC
FUTURE WALKS NIC

NOTE 1:
CLEARING OF SITE, ROUGH GRADING, FENCES, LANDSCAPE

BY	REVISIONS	DATE	NO.	REFERENCE PLAN
				SET NO.

APPROVED BY: [Signature]
SPEEDSPACE CORPORATION
1370 WENTWORTH DRIVE, SHERMAN OAKS, CALIFORNIA 91364
82682 APPROVED OCT 31 1988

APPROVED BY: [Signature]
STATE FIRE MARSHAL

APPROVED BY: [Signature]
SCHOOL DISTRICT

APPROVED BY: [Signature]
KING-BENIOFF-STEINMANN-KING CONSULTING ENGINEERS
1370 WENTWORTH DRIVE, SHERMAN OAKS, CALIFORNIA 91364

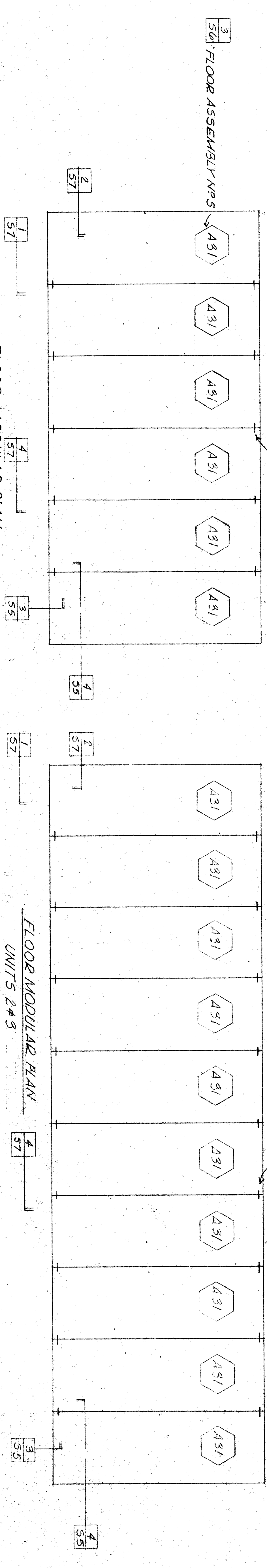
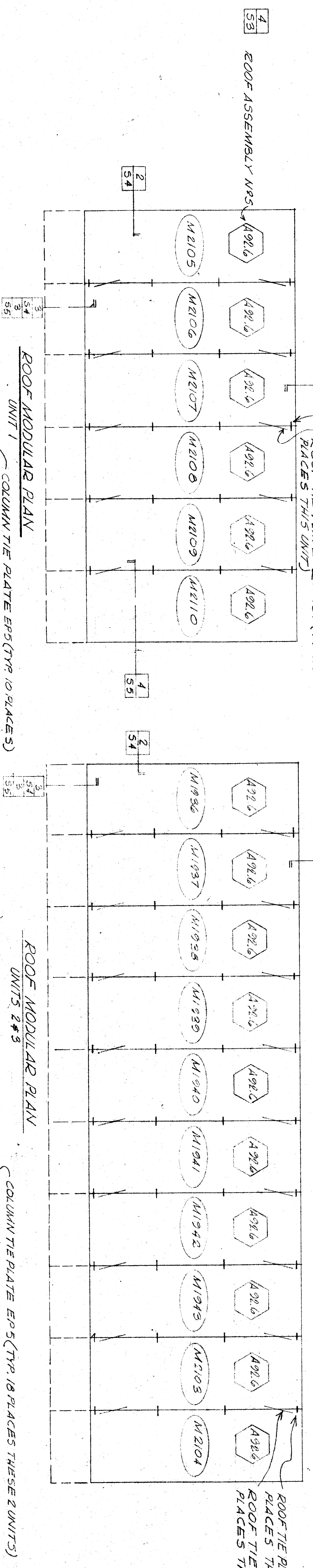
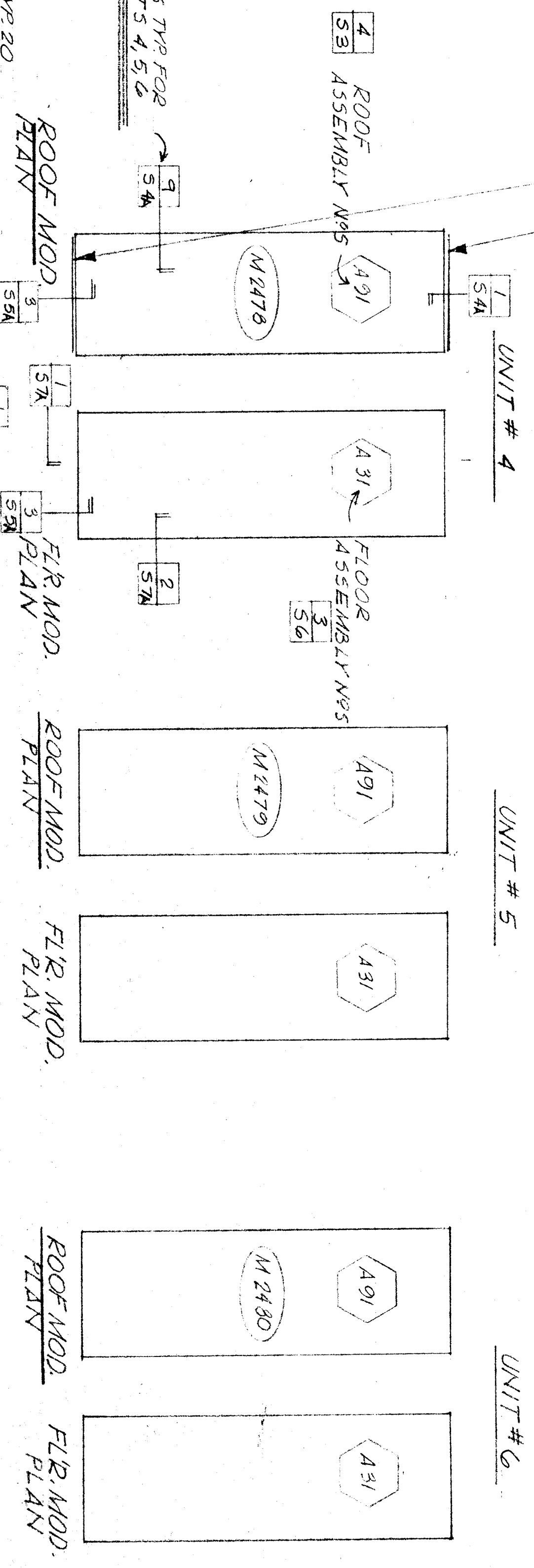
SITE PLAN SCALE 1/4"=1'-0"
BAKERFIELD CITY SD
BAKERFIELD, CALIFORNIA

SPEEDSPACE CORPORATION
1370 WENTWORTH DRIVE, SHERMAN OAKS, CALIFORNIA 91364
TELEPHONE (707) 544-1551

AIRC
Leland Park
1440 California
Folsom, CA 95630

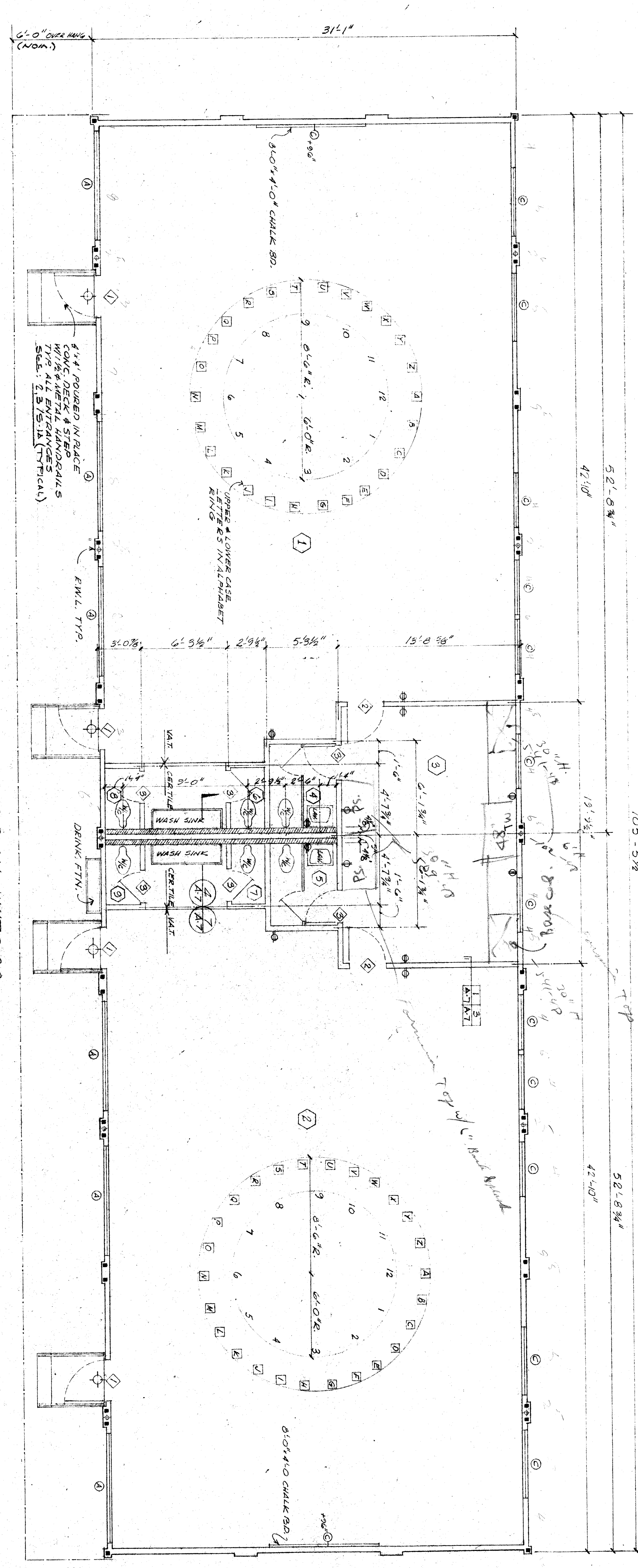
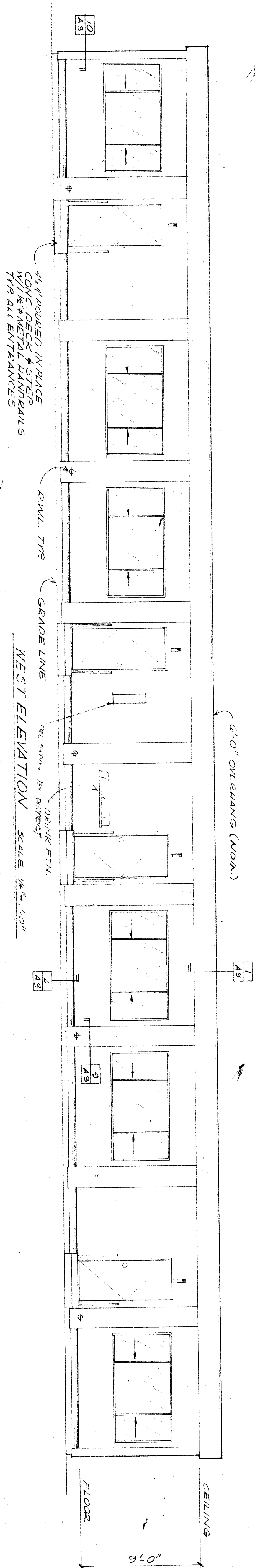
SPEEDSPACE JOB NO. 59785
SHEET NO. G-1
1 OF 31
G912150

FLUVOCO SHEAR PANELS
ON UNITS 4, 5 & 6








<p>BY _____</p> <p>DATE NO. _____</p> <p>REVISIONS</p>		<p>REFERENCE PLAN SET NO. _____</p> <p>The acceptance of this plan set constitutes agreement that the design, shop drawings and specifications are to be used solely for the project and shall not be used for any other project without the written consent of the architect.</p>		<p>APPROVED BY _____</p> <p>OFFICE OF ARCHITECTURE & CONSTRUCTION</p>		<p>APPROVED BY _____</p> <p>STATE FIRE MARSHAL</p>		<p>APPROVED BY _____</p> <p>SCHOOL DISTRICT</p>		<p>ROOF & FLOOR MODULAR PLAN</p> <p>BAKER-SHELD CITY SCH. DIST.</p> <p>BAKER-SHELD, CALIFORNIA</p>		<p>SPEEDSPACE CORPORATION</p> <p>RELOCATABLE BUILDINGS</p> <p>P.O. Box 390 - Santa Rosa, California 95401</p> <p>Telephone (707) 544-1461</p>		<p>ATC</p> <p>Manufactured in California</p>		<p>SPEEDSPACE JOB NO. _____</p> <p>SHEET NO. _____</p> <p>2 OF 31</p>	
--	--	--	--	---	--	--	--	---	--	--	--	--	--	---	--	---	--

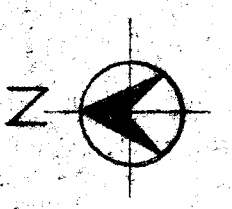
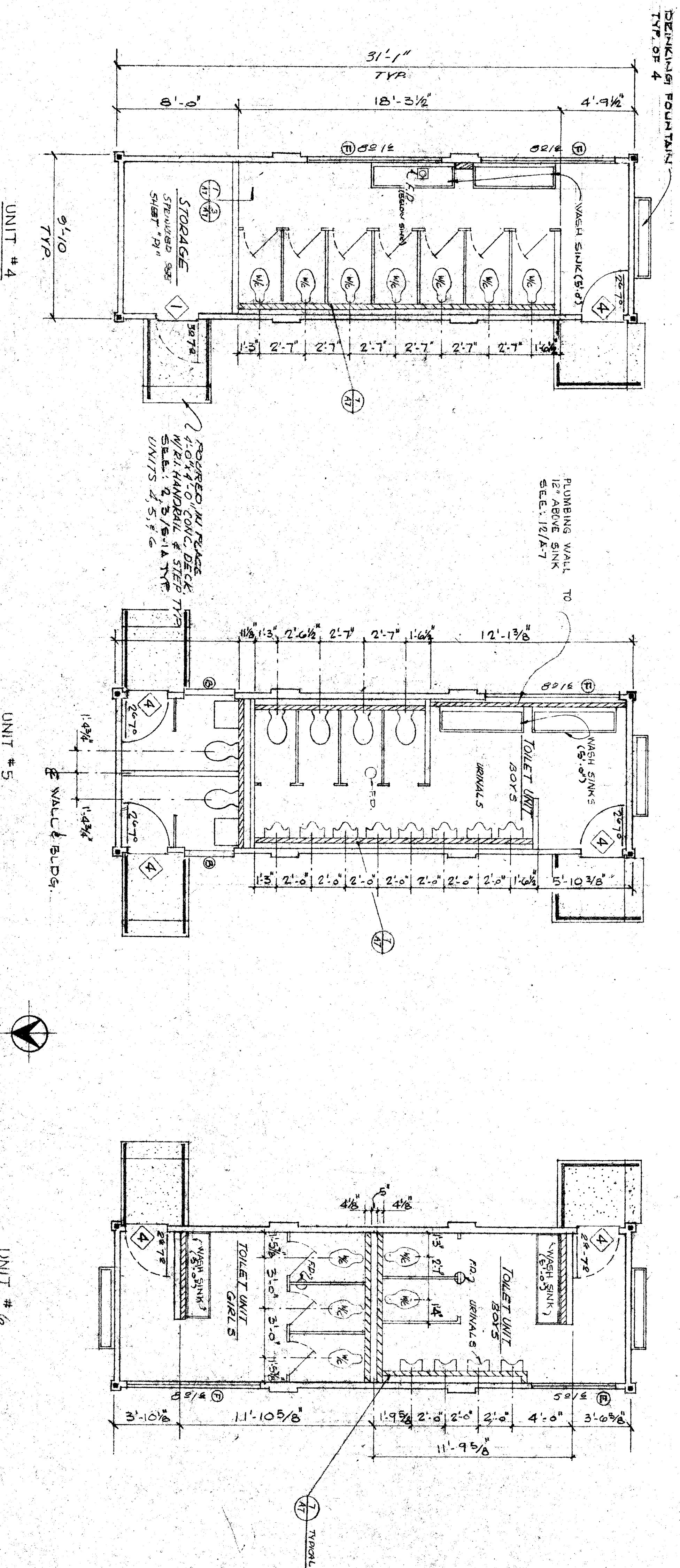
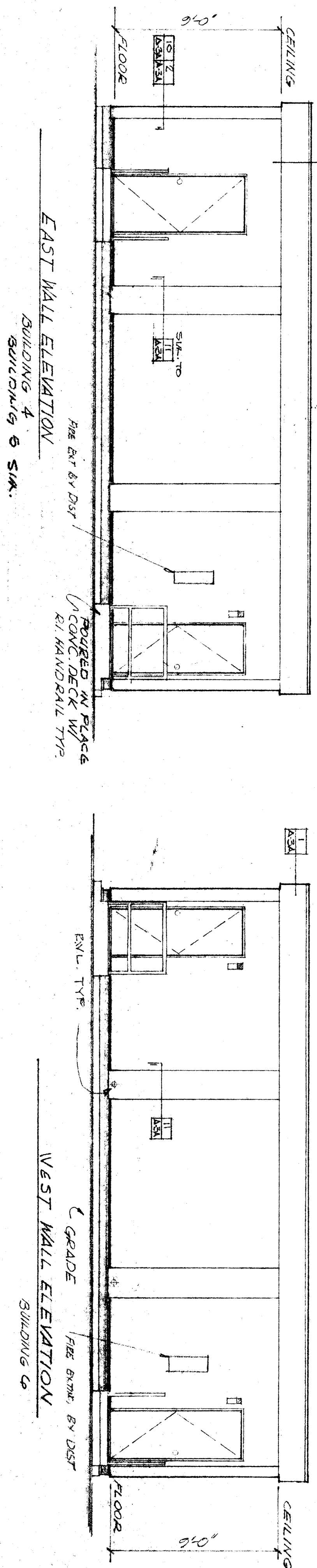
PRINTED ON RECYCLED PAPER



FLOOR PLAN UNITS 2,3
SCALE 1/4" = 1'-0"



The acceptance of this plan set constitutes agreement that the design, shop drawing and specifications for the project shall not be exhibited, delivered or transferred to anyone or in part without the written consent of Speedspace Corporation.		APPROVED BY  STATE FIRE MARSHAL	APPROVED BY  ARCHITECT	FLOOR PLAN & ELEVATION UNITS # 2&3 BAKERSFIELD CITY SD. BAKERSFIELD, CALIFORNIA	SPEEDSPACE CORPORATION INCORPORATED P.O. Box 590 - Santa Rosa, California 95401 Telephone (707) 544-1461	SHEET NO. A-1A 4 OF 31
REVISIONS NO. DATE SET NO.	REFERENCE PLAN	APPROVED BY  OFFICE OF ARCHITECTURE & CONSTRUCTION	APPROVED BY  ARCHITECT	FLOOR PLAN & ELEVATION UNITS # 2&3 BAKERSFIELD CITY SD. BAKERSFIELD, CALIFORNIA	SPEEDSPACE CORPORATION INCORPORATED P.O. Box 590 - Santa Rosa, California 95401 Telephone (707) 544-1461	SHEET NO. A-1A 4 OF 31



REVISIONS	DATE	NO.	REFERENCE PLAN SET NO.
REVISED PER ARCHITECTS CHECK SET	10-22-69	1	

APPROVED BY
OFFICE OF ARCHITECTURE & CONSTRUCTION

APPROVED BY
STATE FIRE MARSHAL

APPROVED BY
SHERIFF DISTRICT

APPROVED BY
JRC 9/18/69

FLOOR PLAN & ELEVATIONS
SCALE: 1/4" = 1'-0"
BAKERSFIELD CITY S.D.
BAKERSFIELD, CALIFORNIA

SPEEDSPACE CORPORATION
ARCHITECTS BUILDINGS
P.O. Box 590 - Santa Fe, California 95401
Telephone (707) 544-1661

ATC
Licensed Architect
No. 1000
F.A.S.A. License No. 1000

456
SPEEDSPACE JOB NO. 59-152-14
SHEET NO. A113
5 OF 31

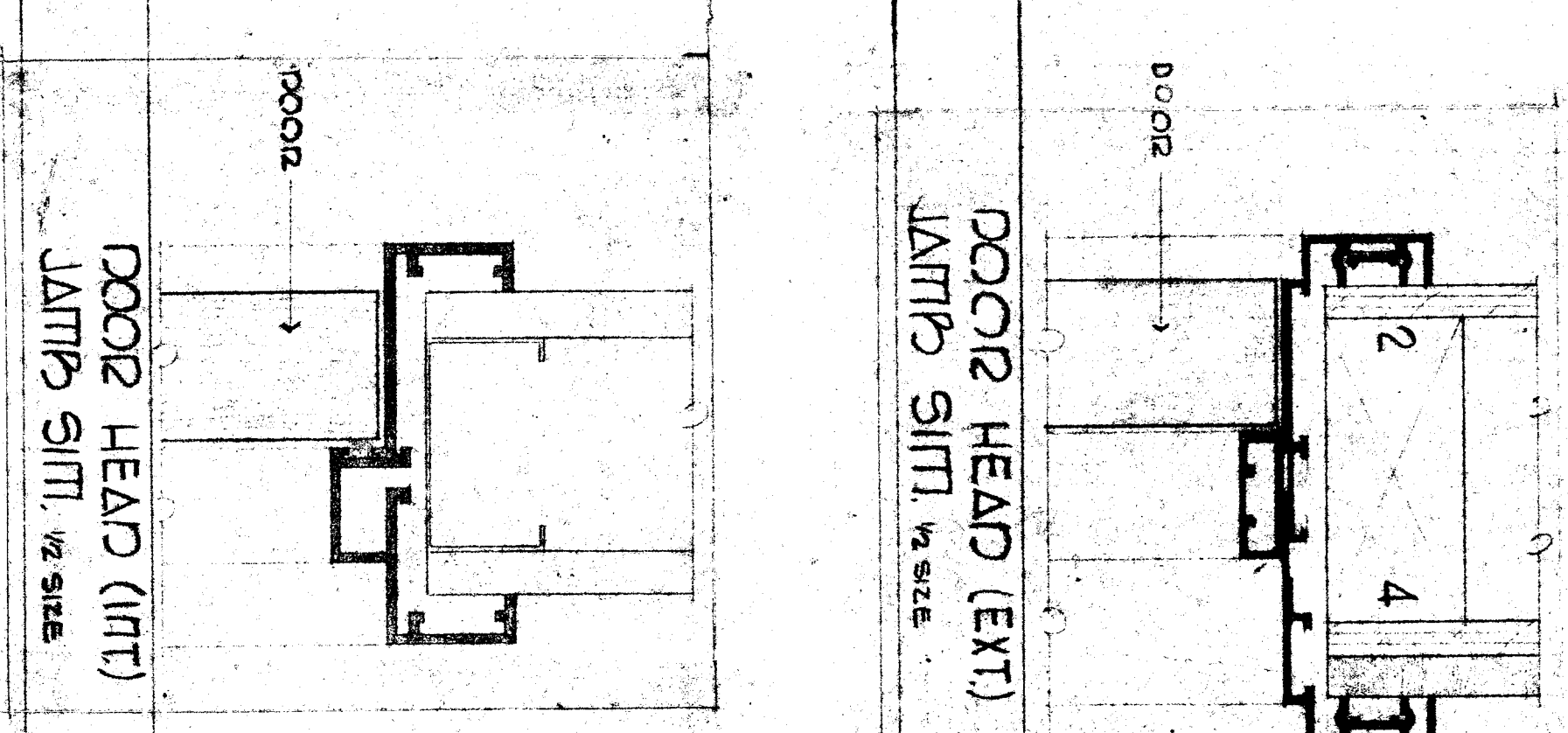
FINISH SCHEDULE

Room No.	Room Name	Floor	Base	Walls				Wainscot	Ceiling		Remarks
				North	South	East	West		Matl	Ht.	
1	CLASS RM.	1ST	6" TONGUE & GROOVE	VINYL T. & G.	VINYL T. & G.	VINYL T. & G.	VINYL T. & G.	9'-0"	3/8" FIBERGLASS	9'-0"	MARBLITE WAINSCOT AROUND DOOR
2	"	"	"	"	"	"	"	"	"	"	"
3	NOOK RM.	"	"	"	"	"	"	"	"	"	"
4	REST RM.	"	"	"	"	"	"	"	"	"	"
5	"	"	"	"	"	"	"	"	"	"	"
6	TOILET	"	"	"	"	"	"	"	"	"	"
7	"	"	"	"	"	"	"	"	"	"	"
8	"	"	"	"	"	"	"	"	"	"	"
9	"	"	"	"	"	"	"	"	"	"	"
10	UNIT #1	"	"	"	"	"	"	"	"	"	"
11	CLASS RM.	1ST	6" TONGUE & GROOVE	VINYL T. & G.	VINYL T. & G.	VINYL T. & G.	VINYL T. & G.	9'-0"	3/8" FIBERGLASS	9'-0"	MARBLITE WAINSCOT AROUND DOOR
12	WORK RM.	"	"	"	"	"	"	"	"	"	"
13	REST RM.	"	"	"	"	"	"	"	"	"	"
14	TOILET	"	"	"	"	"	"	"	"	"	"
15	"	"	"	"	"	"	"	"	"	"	"
16	STORAGE	"	"	"	"	"	"	"	"	"	"

NOTE /
 1. ALL WALLS IN ALL TOILETS TO BE MARBLITE.
 2. AIRBORES TO BE: 14" X 18" TRF G V / METAL EDGE TP (AIRBORES TO BE PROVIDED OVER ALL LAVATOIRES) TRAFFIC PEDOF HANGERS
 3. VINYL ASBESTOS TILE SHALL BE 3/32" THICK //

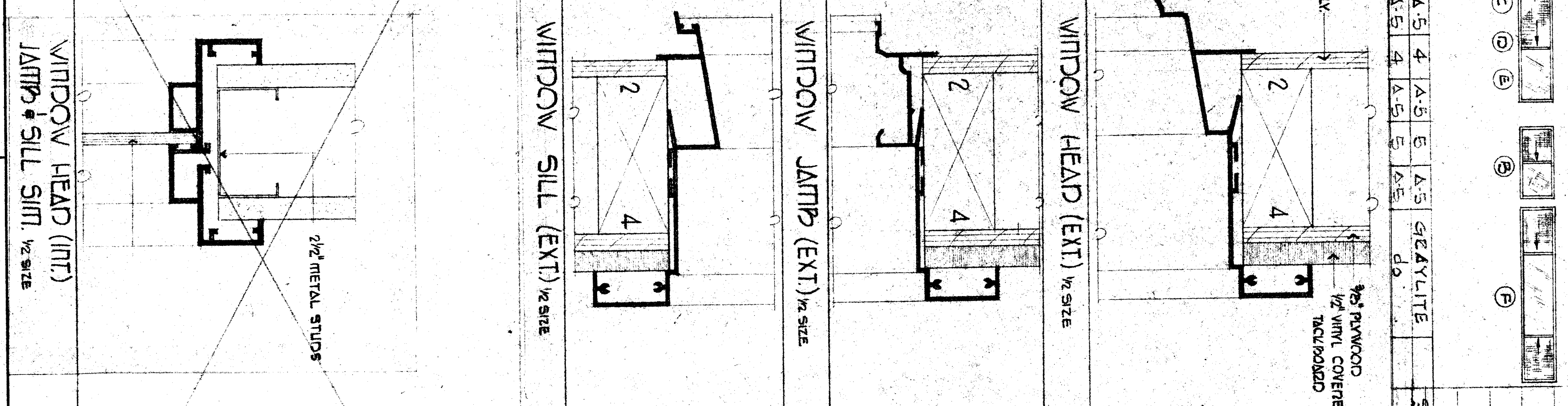
DOOR SCHEDULE

TYPE	SIZE	DETAILS			GLASS	REMARKS
		HEAD	JAMB	SILL		
1	3'-0" x 7'-0"	1	4.5	12	4.3	MET. H.C.
2	2'-8" x 6'-8"	13	4.7	13	4.7	MET. H.C.
3	2'-4" x 6'-8"	13	4.7	13	4.7	MET. H.C.
4	2'-6" x 7'-0"	1	4.5	1	4.5	MET. H.C.



WINDOW SCHEDULE

TYPE	NOVA. SIZE	DETAILS			GLASS	REMARKS
		HEAD	JAMB	SILL		
1	3'-0" x 4'-0"	3	4.5	4	4.5	GRAYLITE SLIDING w/ SCREENS
2	3'-0" x 4'-0"	3	4.5	4	4.5	GRAYLITE SLIDING w/ SCREENS
3	3'-0" x 4'-0"	3	4.5	4	4.5	GRAYLITE SLIDING w/ SCREENS
4	4'-0" x 1'-6"	3	4.5	4	4.5	GRAYLITE SLIDING w/ SCREENS
5	4'-0" x 1'-6"	3	4.5	4	4.5	GRAYLITE SLIDING w/ SCREENS
6	4'-0" x 1'-6"	3	4.5	4	4.5	GRAYLITE SLIDING w/ SCREENS



SCHEDULE - INTERIOR ELEVATIONS

BAKERSFIELD, CITY SCH. DIST.
 BAKERSFIELD, CALIFORNIA

SPEEDSPACE CORPORATION
 1011 Highway 101
 P.O. Box 990 - Santa Rosa, California 95401
 Telephone (707) 544-1641

AITC
 L.A. City Licensed
 Fabricator No. 331

SPEEDSPACE JOB NO. S-732-5
 SHEET NO. A-5
 8 OF 31

APPROVED BY: [Signature]
 3 2 6 8 2 APPROVED OCT 31 1989

APPROVED BY: [Signature]
 STATE FIRE MARSHAL

APPROVED BY: [Signature]
 SCHOOL DISTRICT

APPROVED BY: [Signature]
 KING BOND STEWART KING
 1750 OLIVE DRIVE
 SHERMAN OAKS, CALIF. 91403

DESIGNED BY: [Signature]
 CHECKED BY: [Signature]

OFFICE OF ARCHITECTURE & CONSTRUCTION


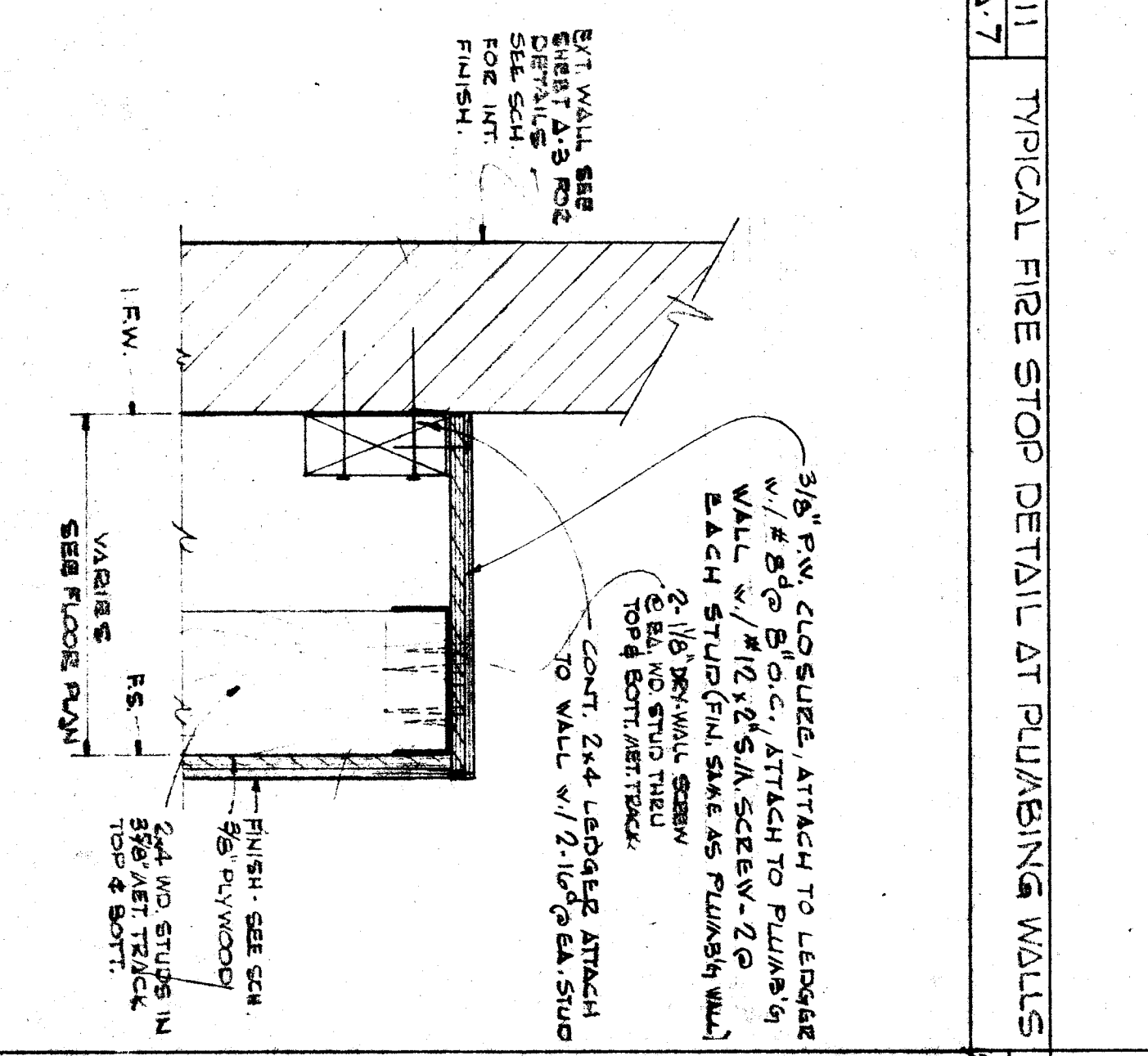
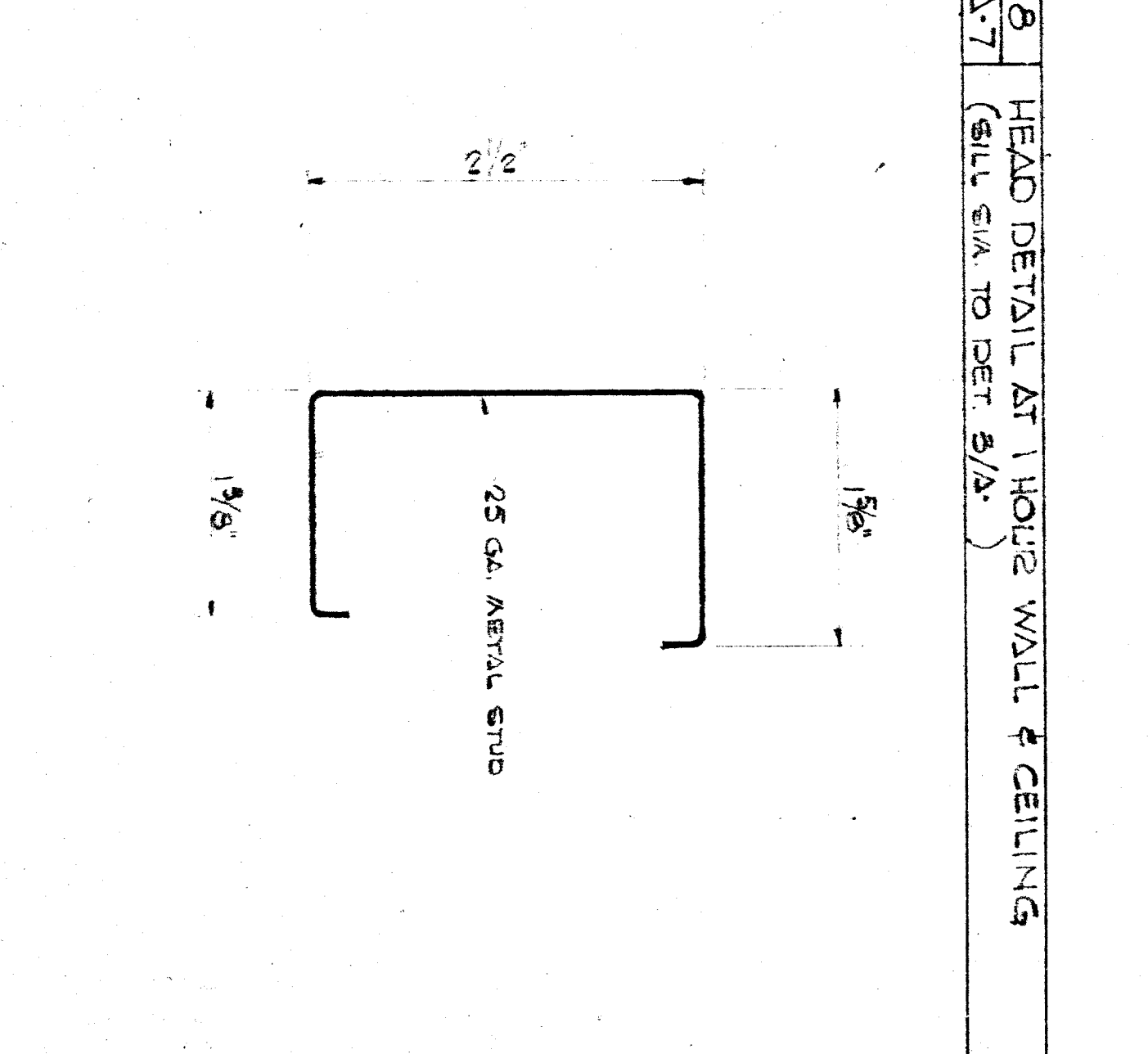
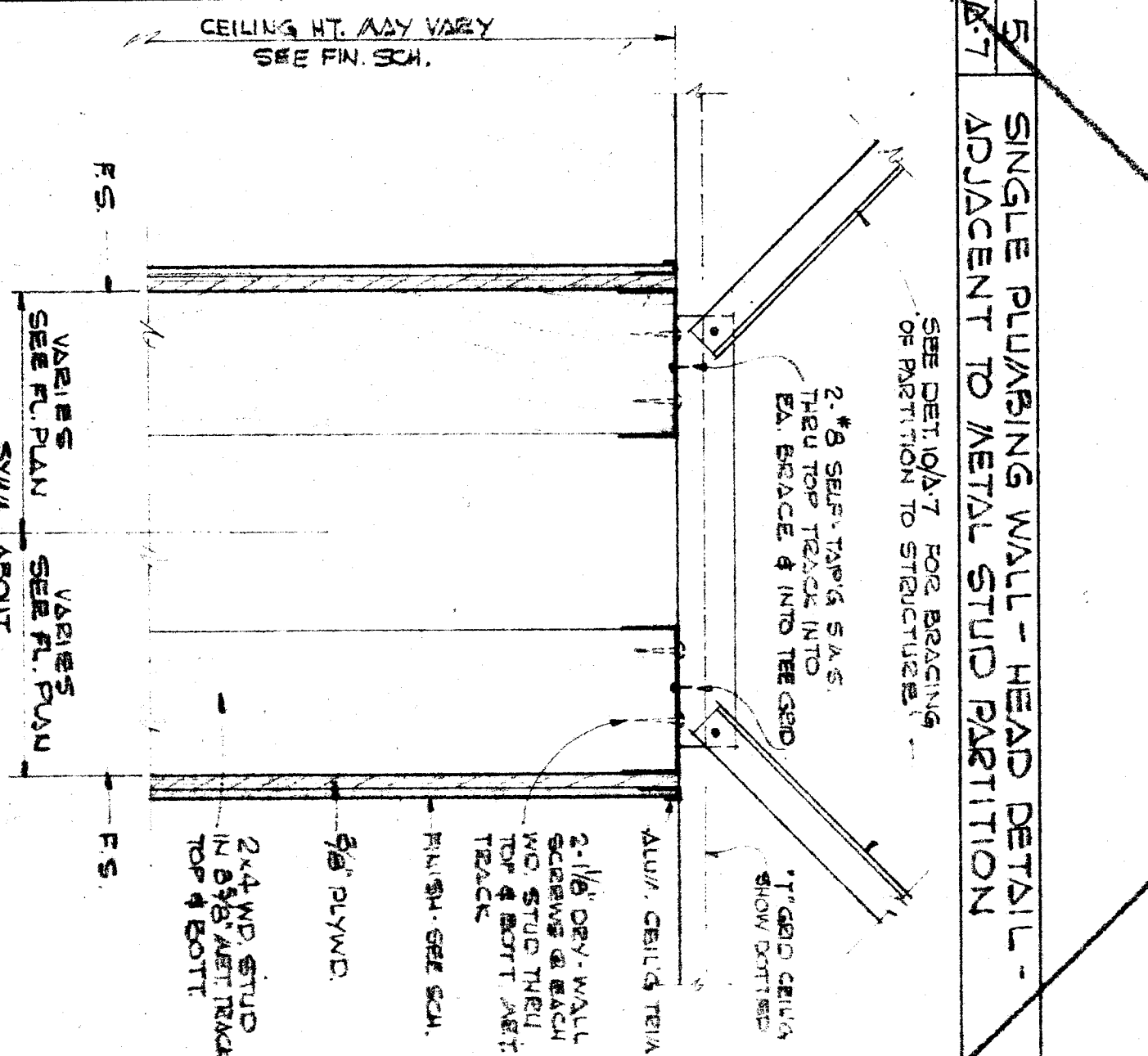
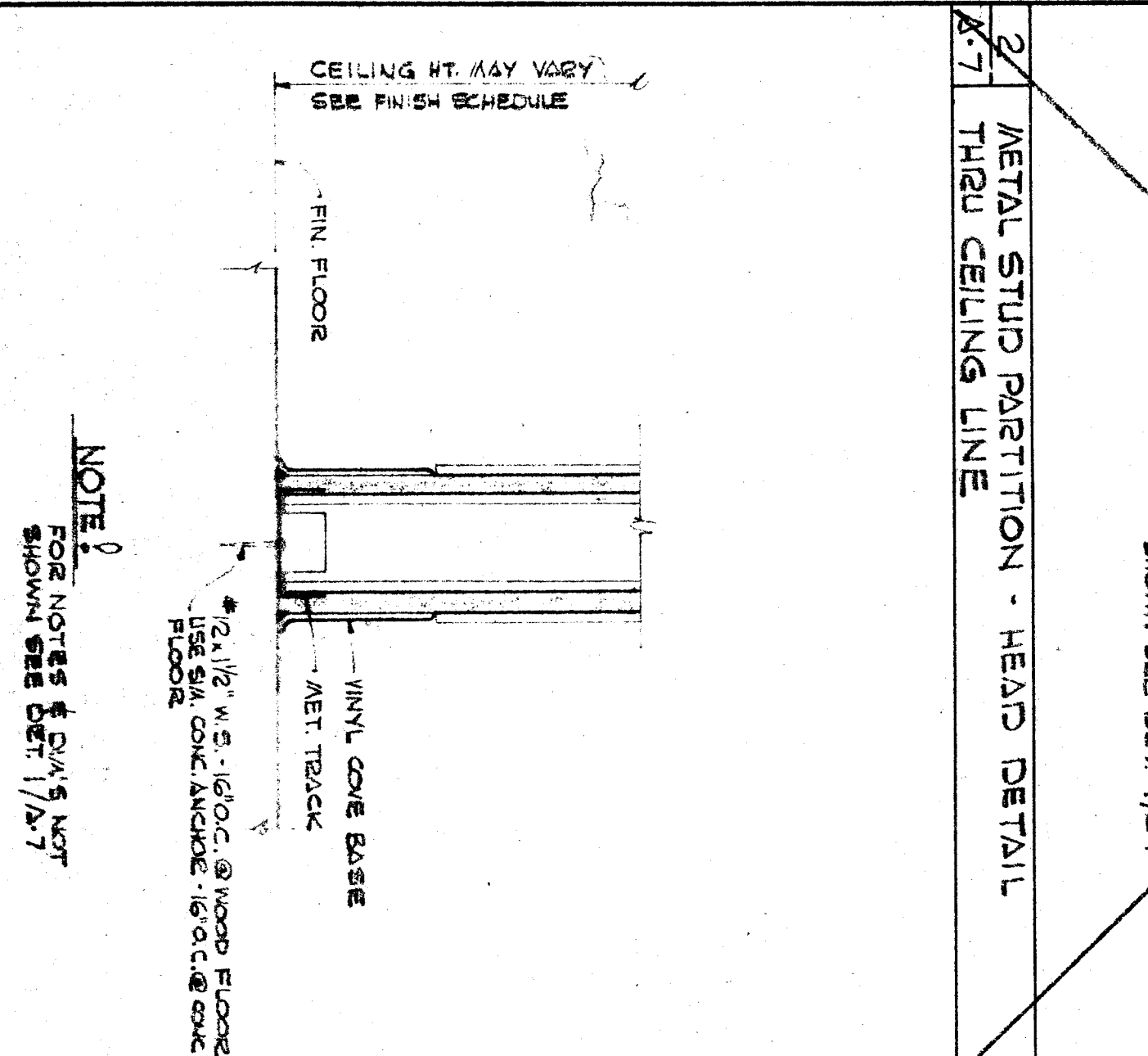
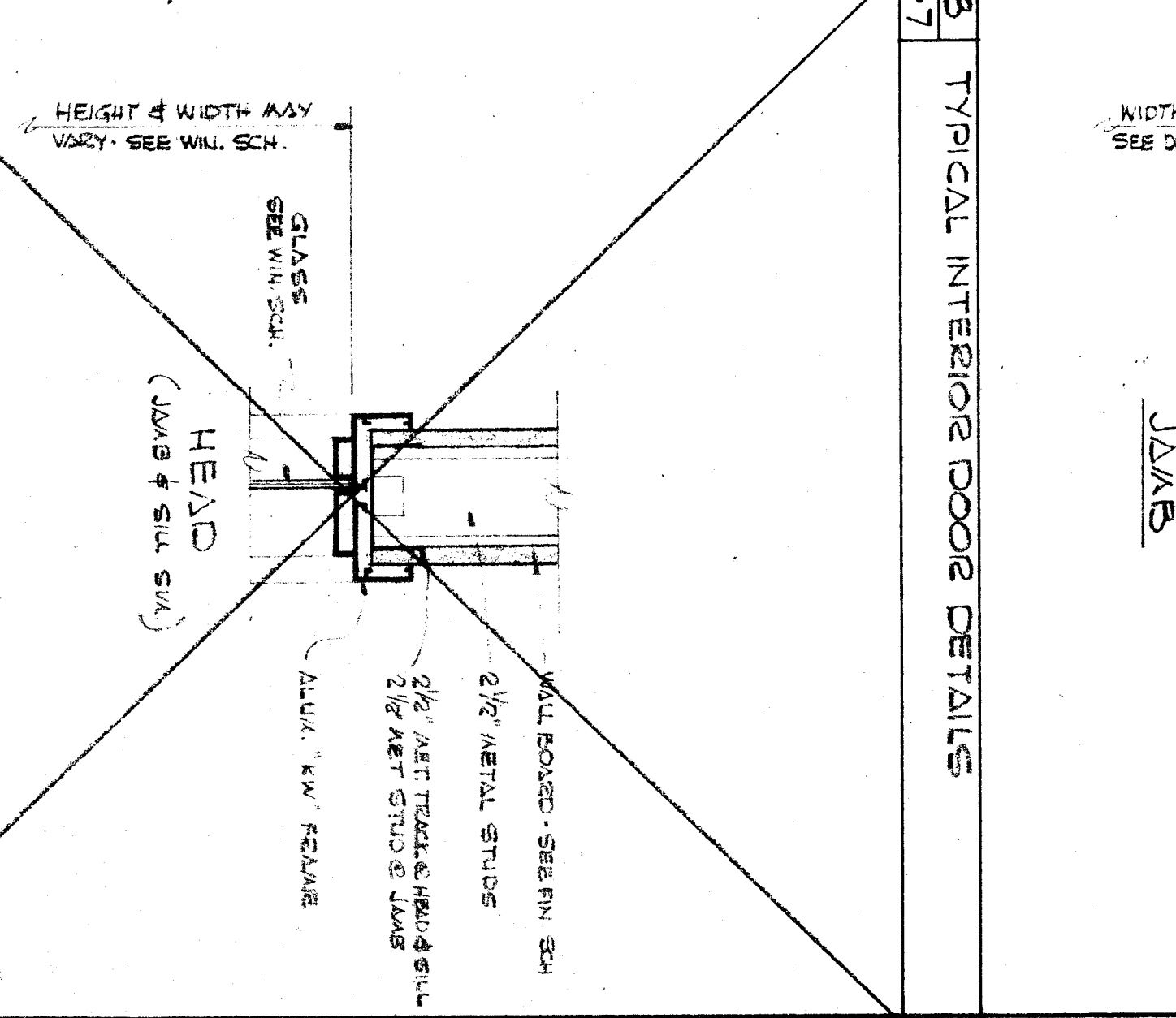
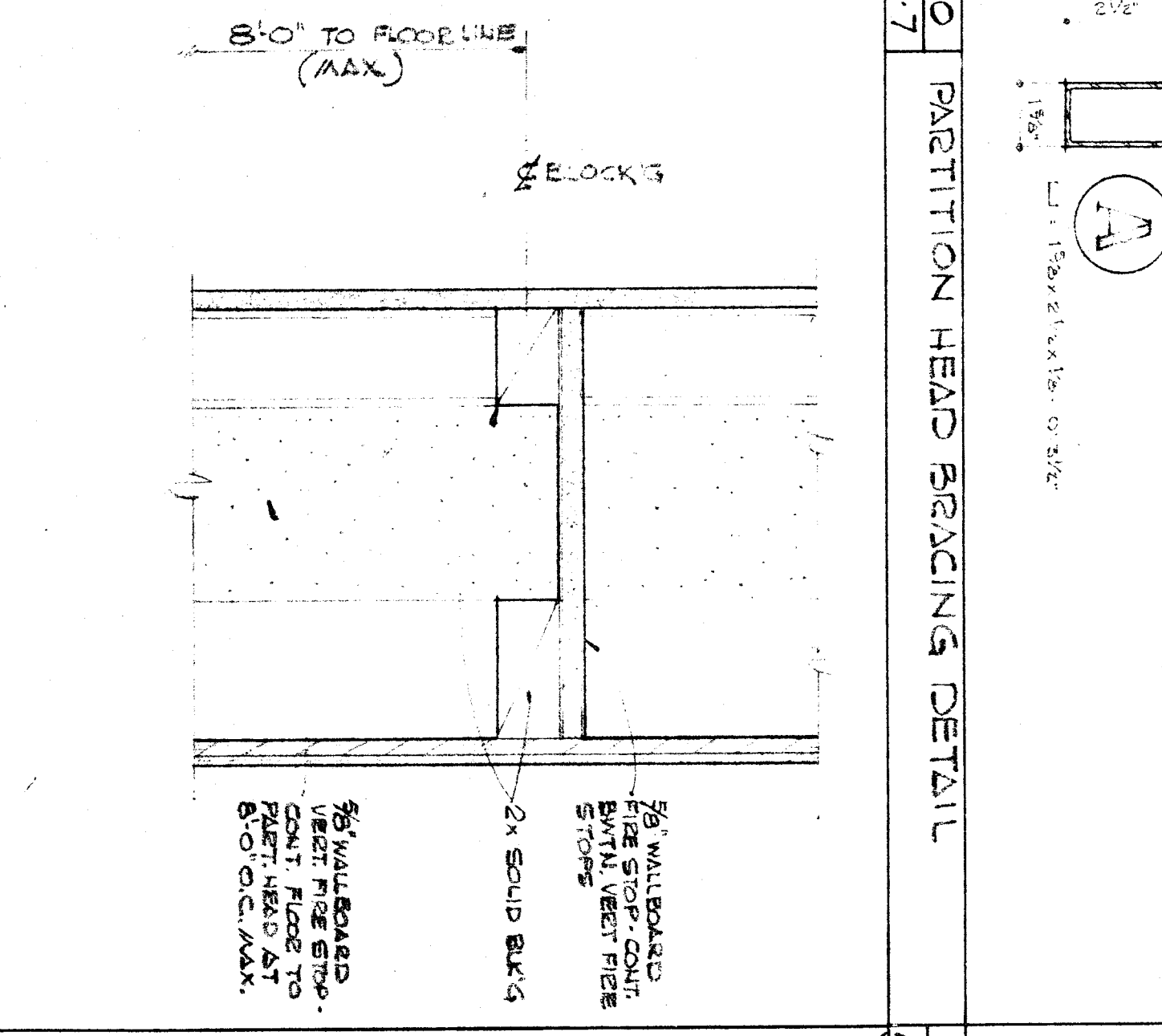
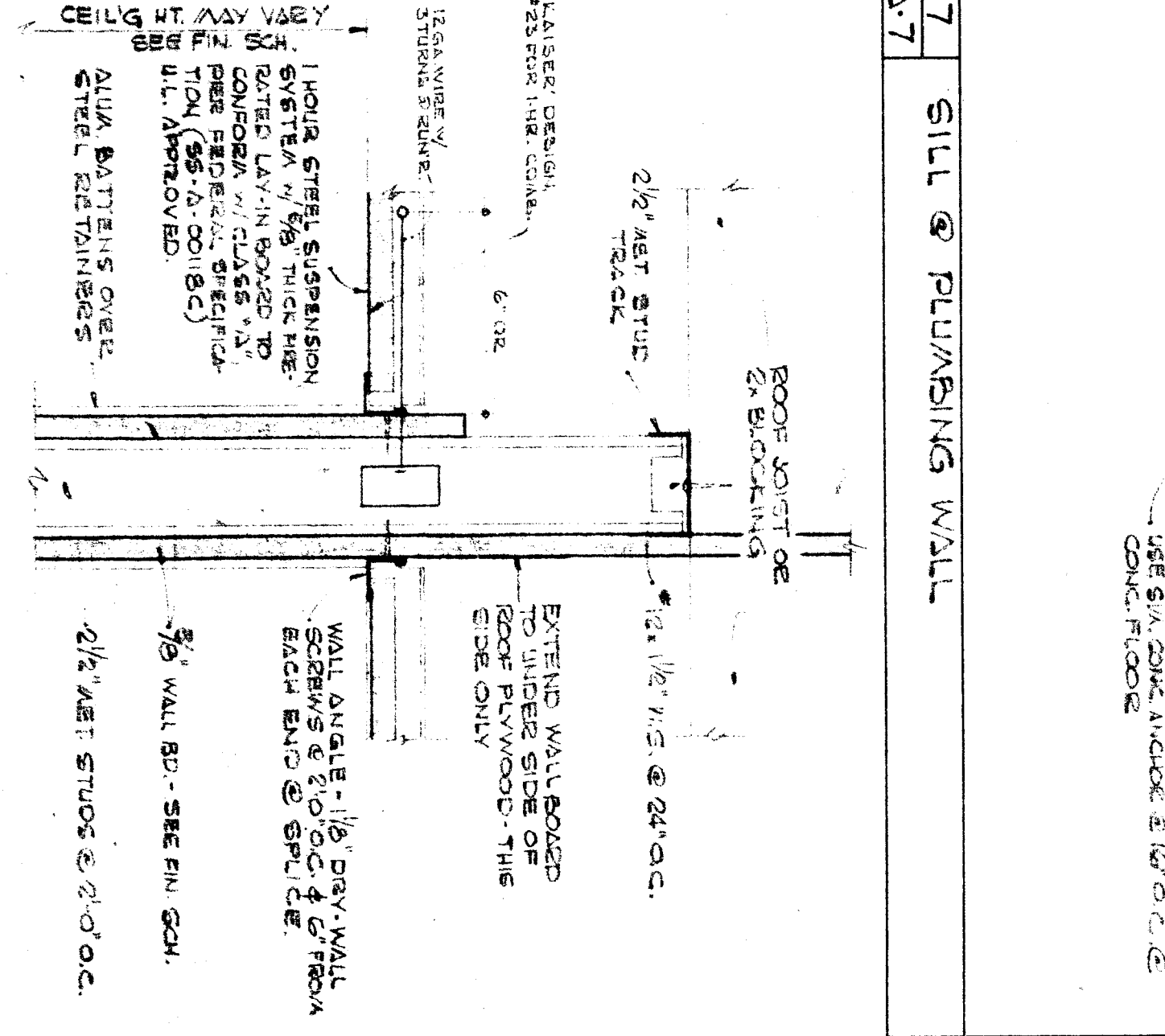
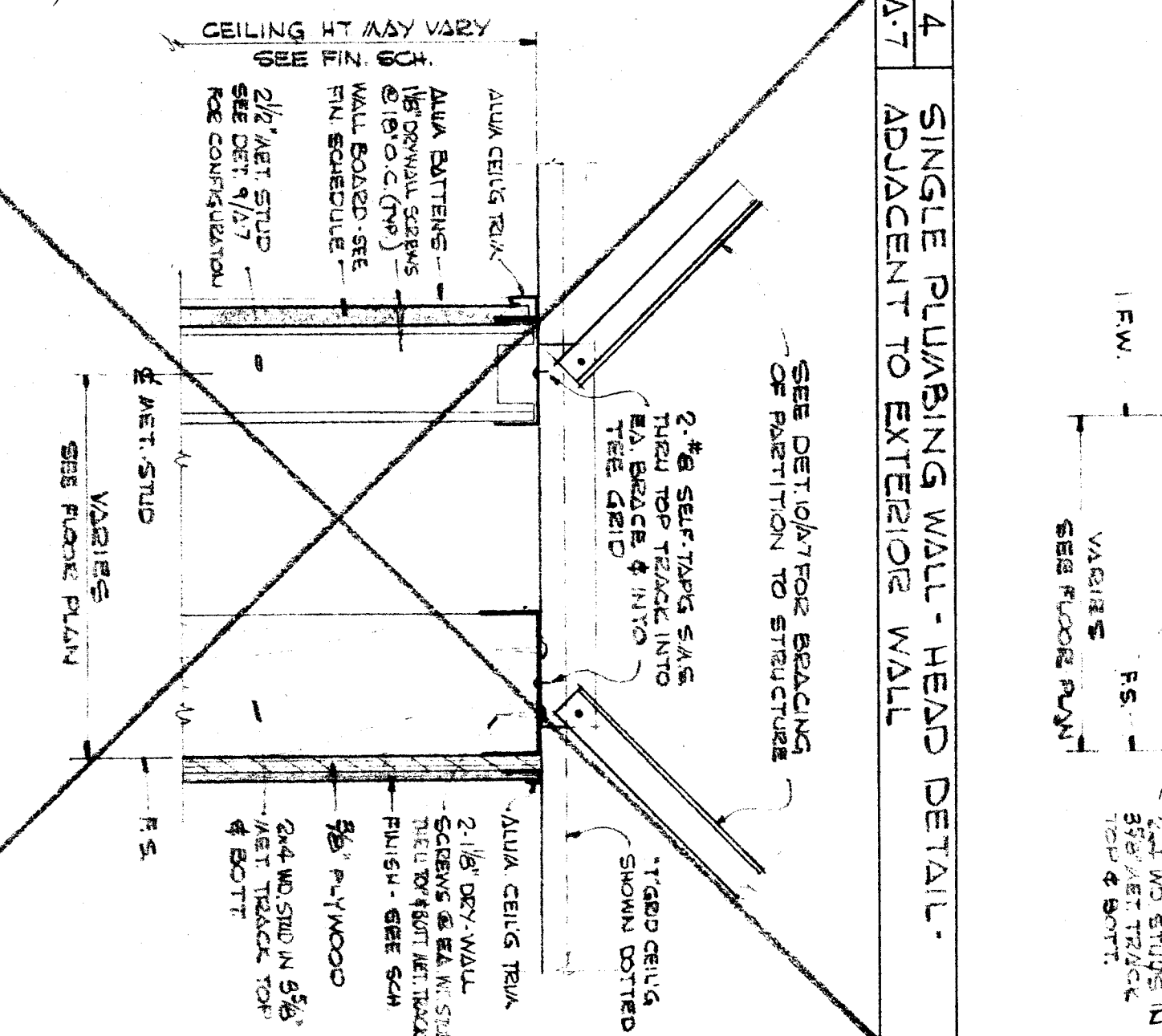
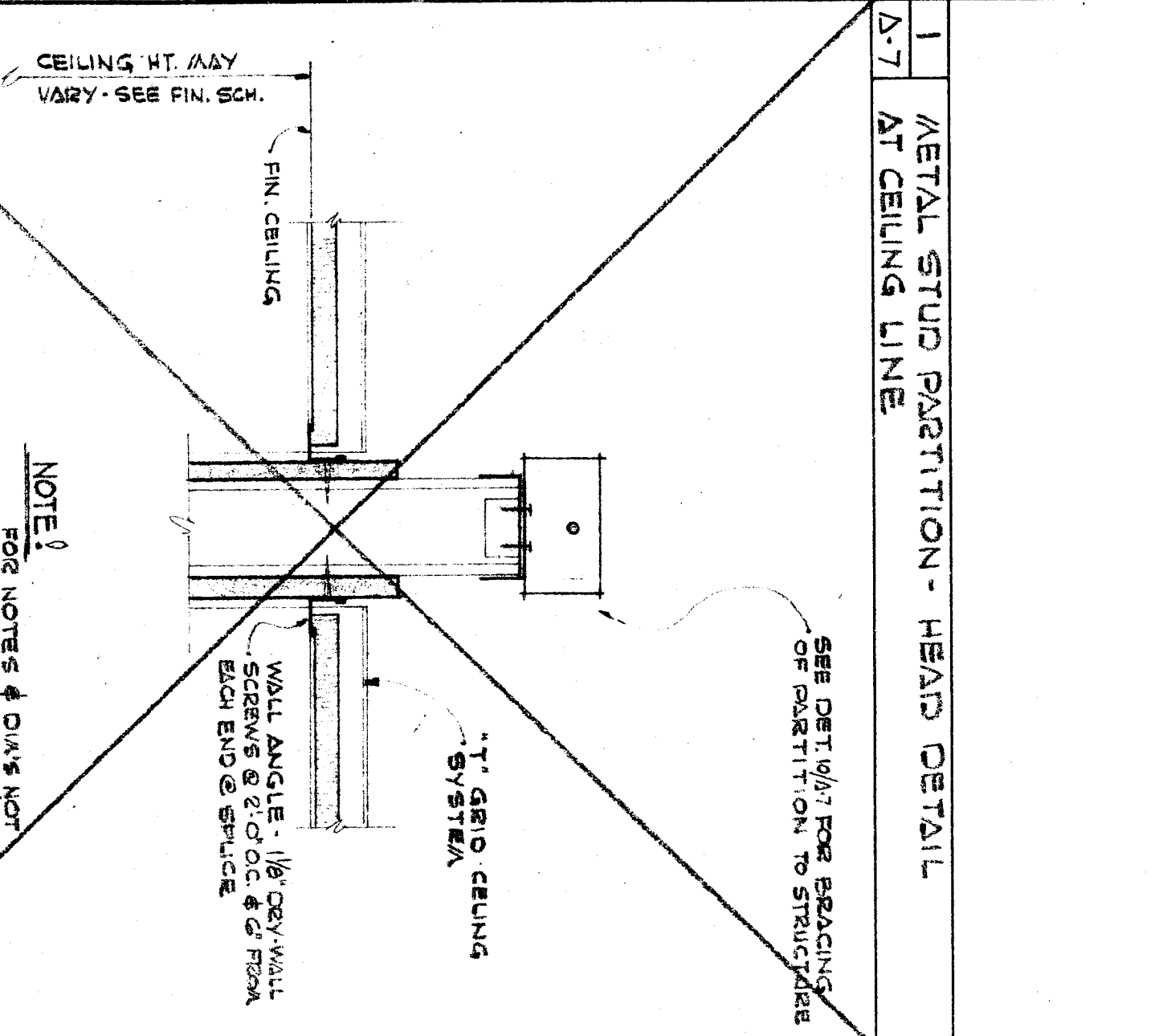
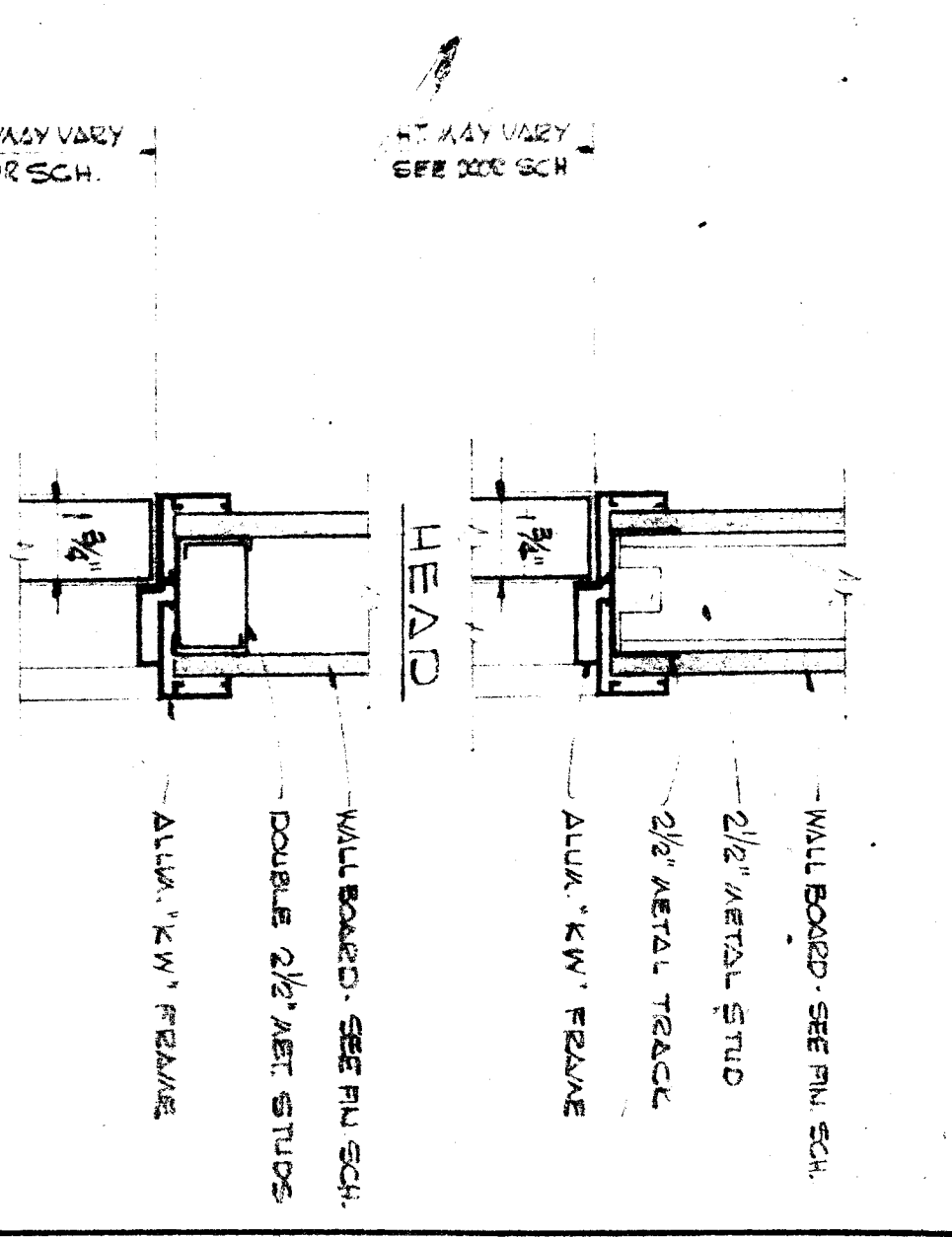
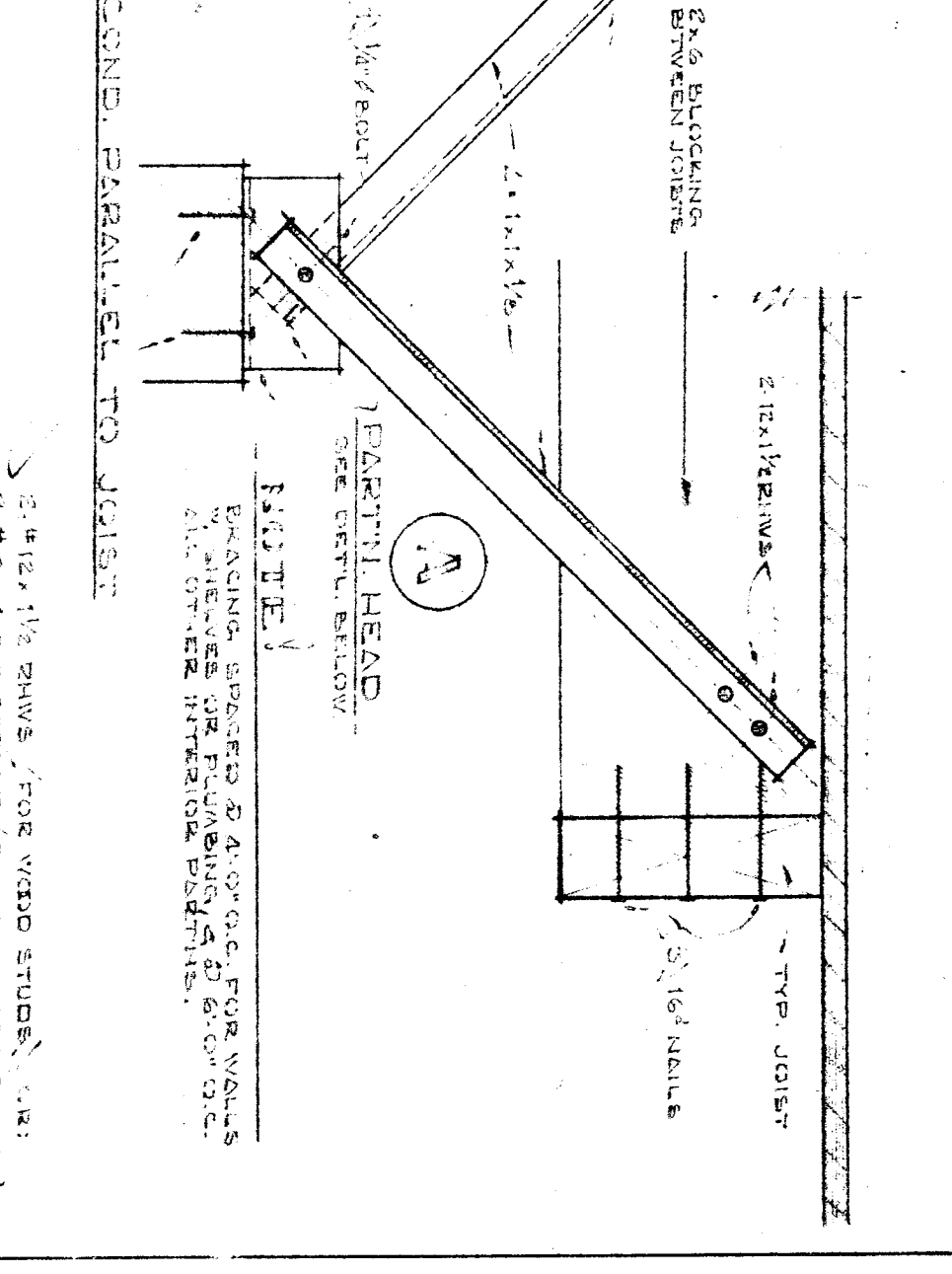
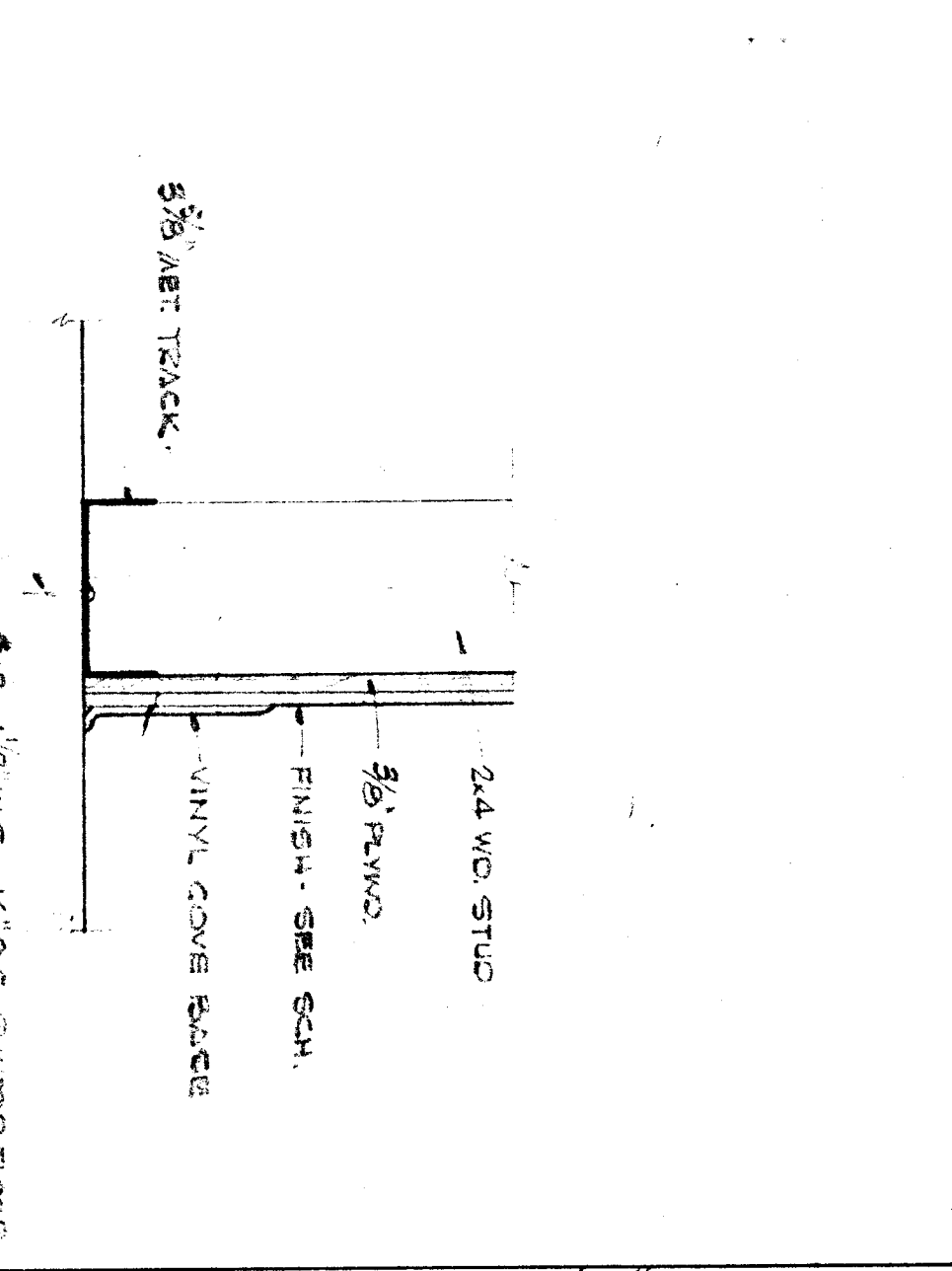
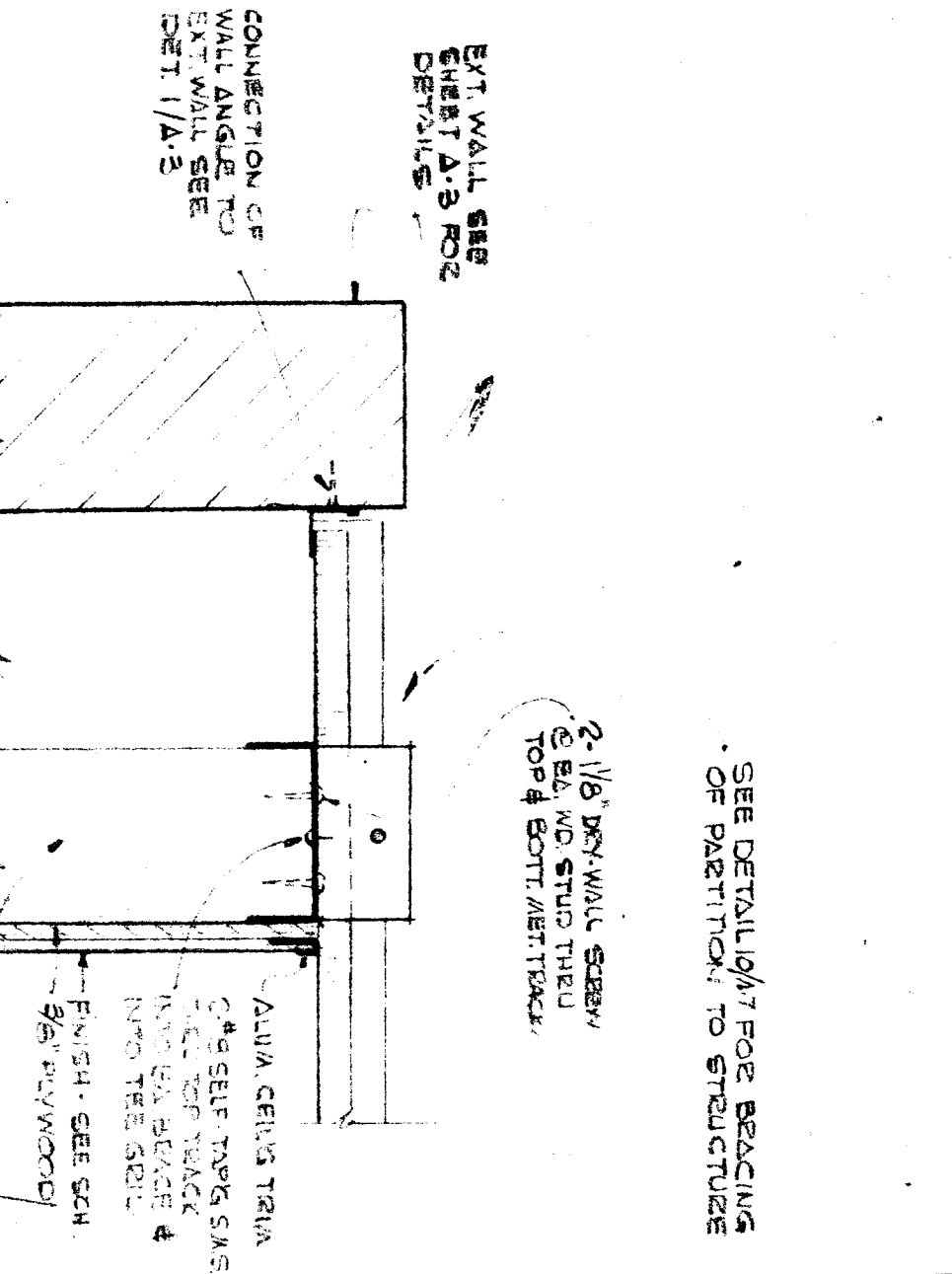
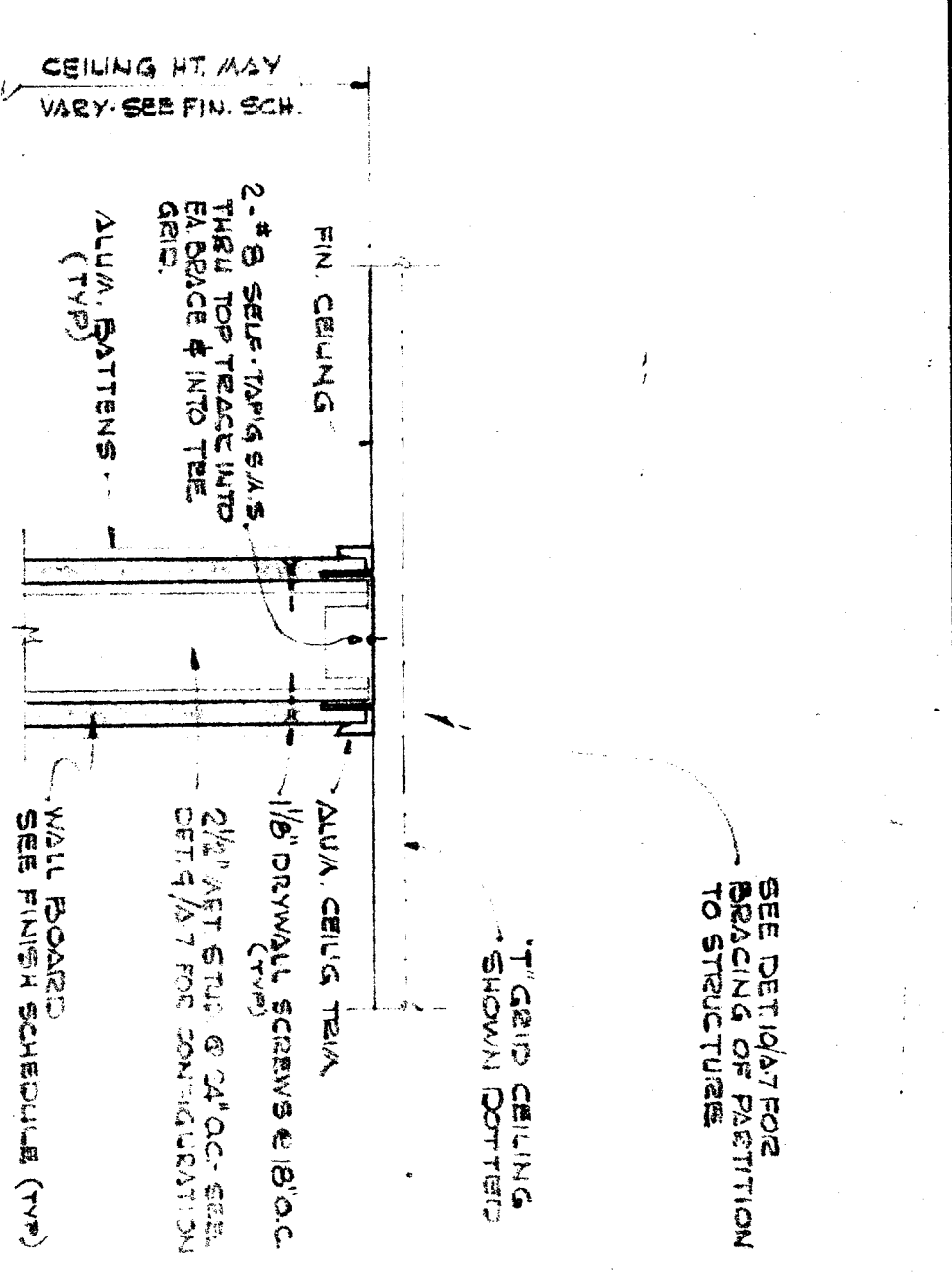
DATE: 10-27-89
 SET NO. 1

REFERENCE PLAN

REVISIONS

BY

PRINTED ON GPO NO. 1008-CLASPERENT 1-89



DATE	10-21-04	1	REFERENCE PLAN
BY	REVISED FOR ARCHITECT'S CHECK	DATE	NO.
REVISIONS		DATE	NO.

APPROVED BY: [Signature]

DATE: 10-21-04

OFFICE OF ARCHITECTURE & CONSTRUCTION

APPROVED BY: [Signature]

DATE: 10-21-04

STATE FIRE MARSHAL

APPROVED BY: [Signature]

DATE: 10-21-04

HAND SIGNATURE: [Signature]

REGISTERED ARCHITECT

SPEEDSPACE CORPORATION

RELOCATABLE BUILDINGS

P.O. Box 390 - Santa Rosa, California 95401

Telephone (707) 544-1641

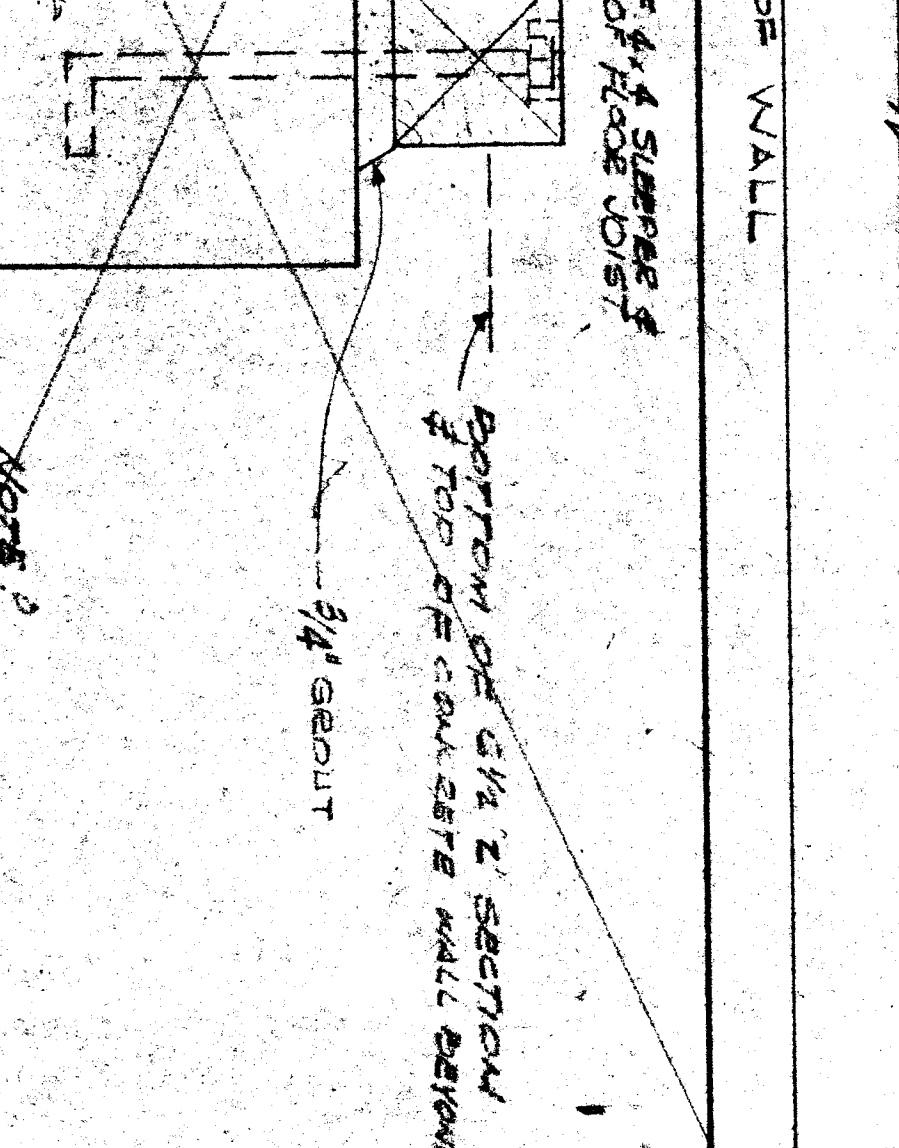
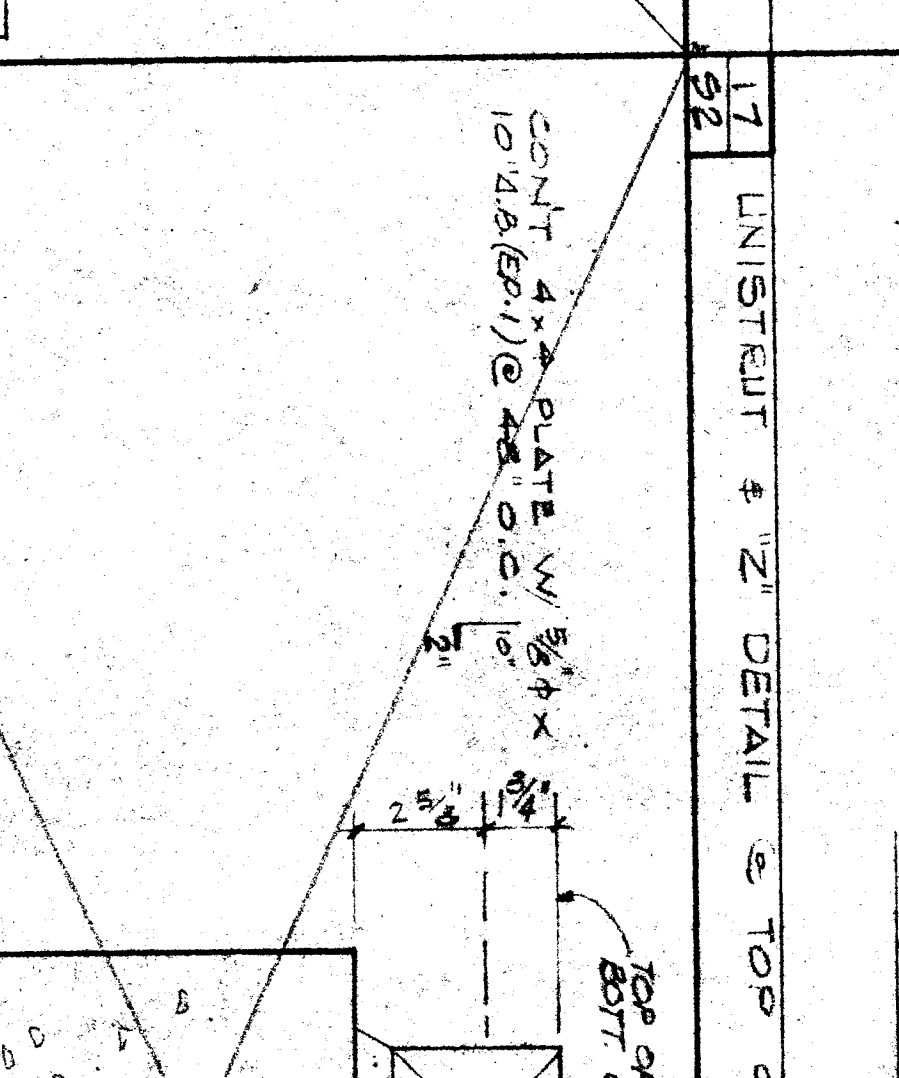
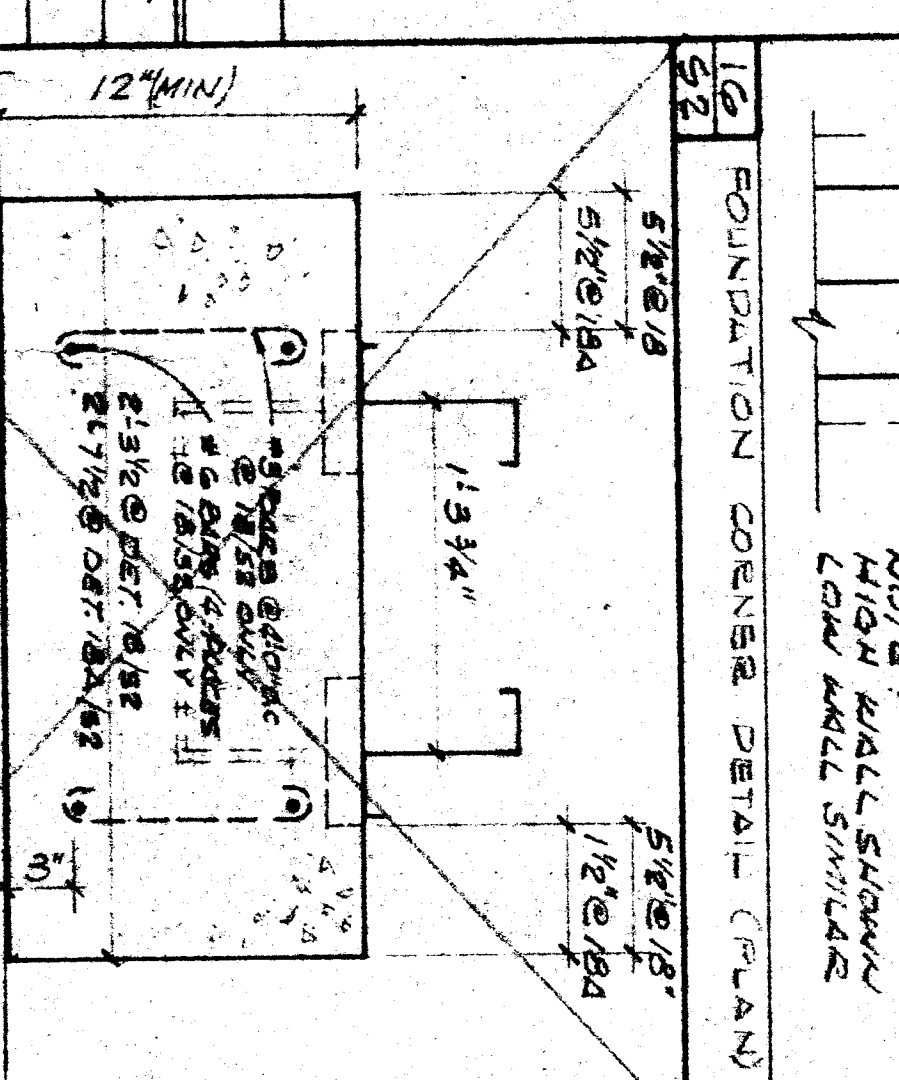
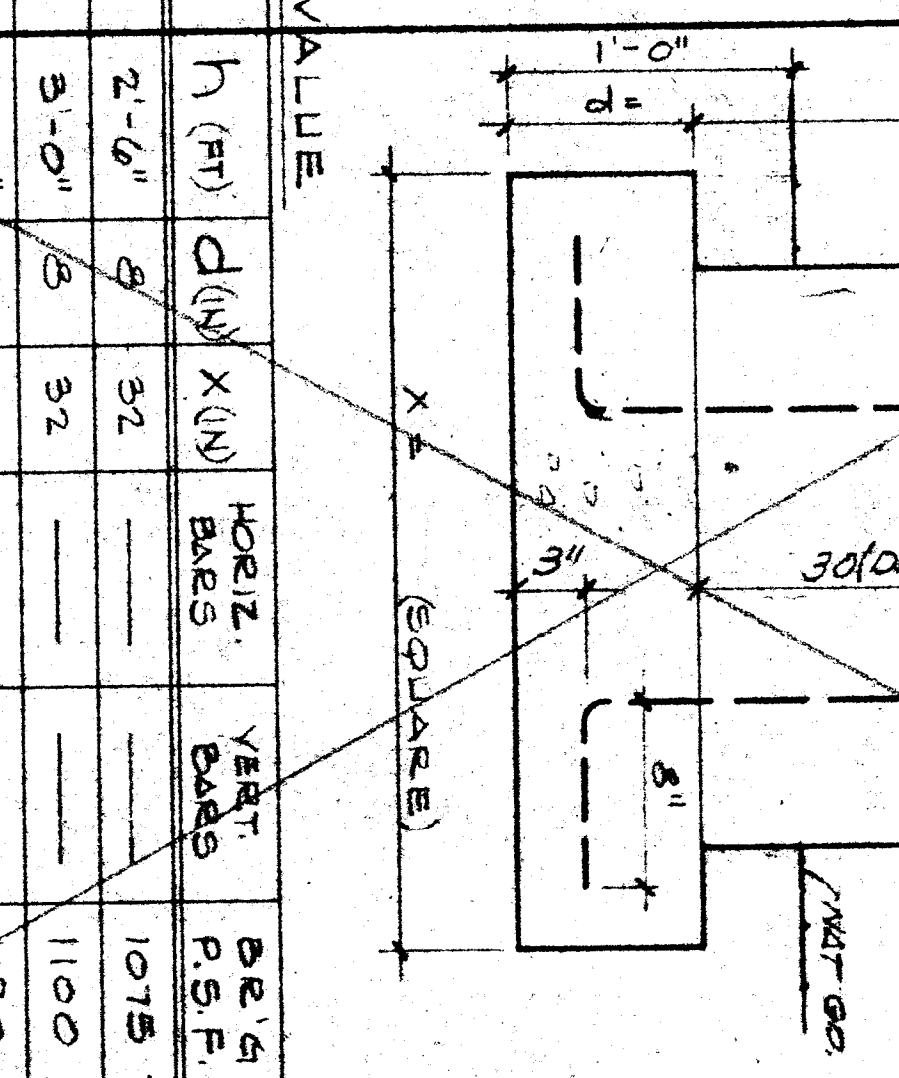
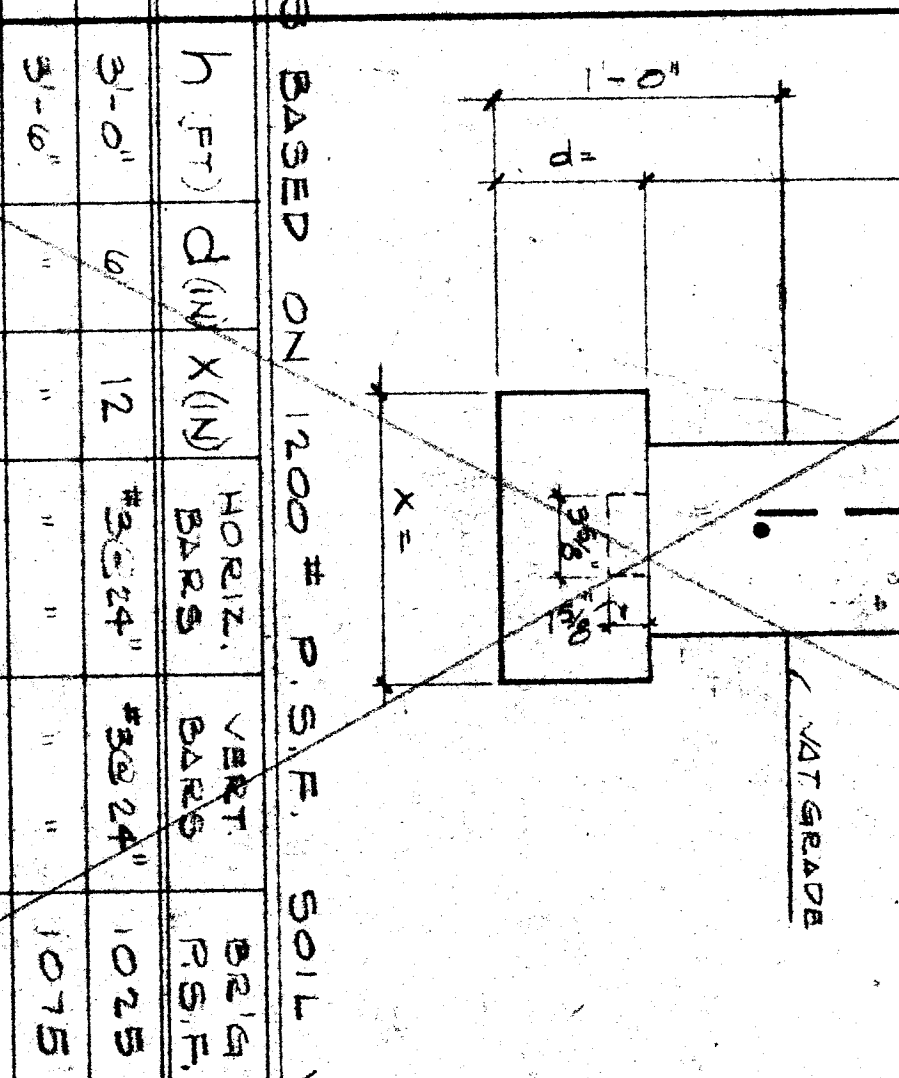
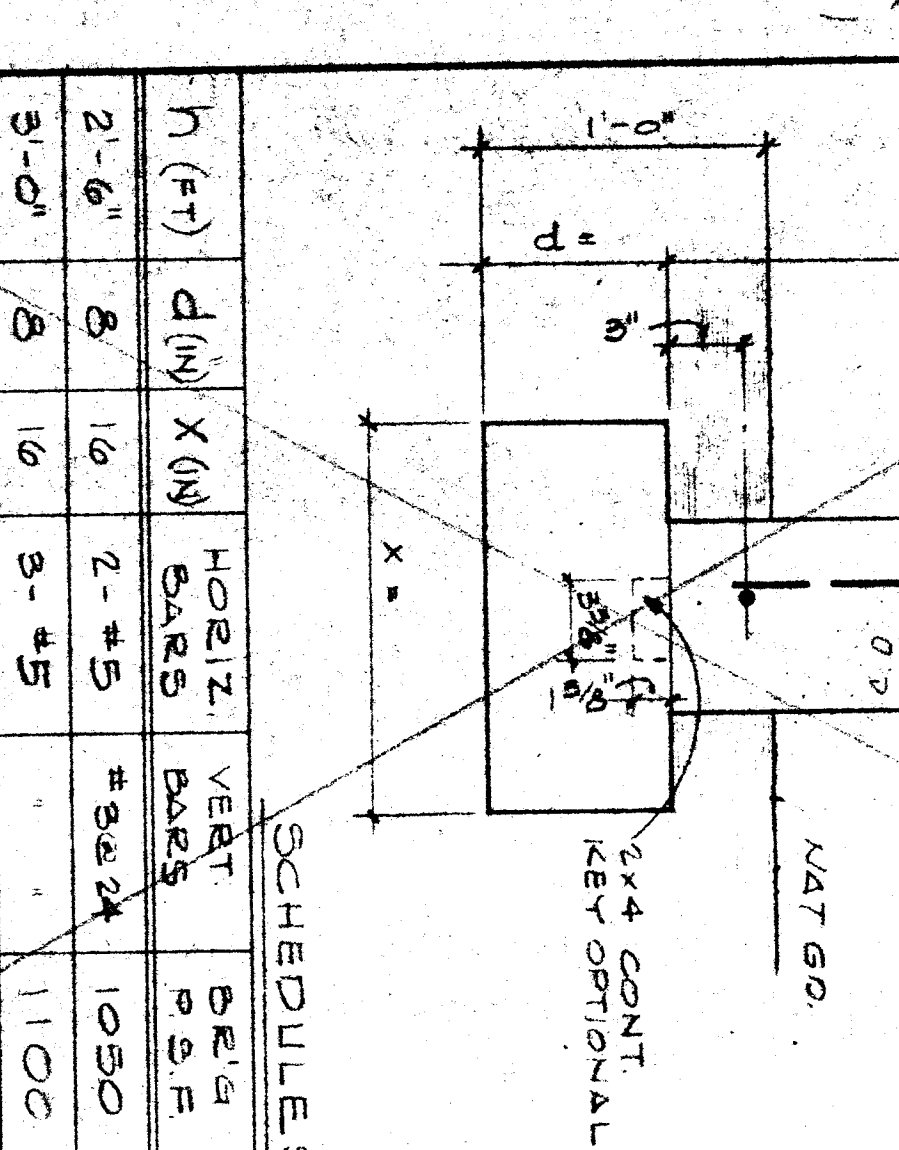
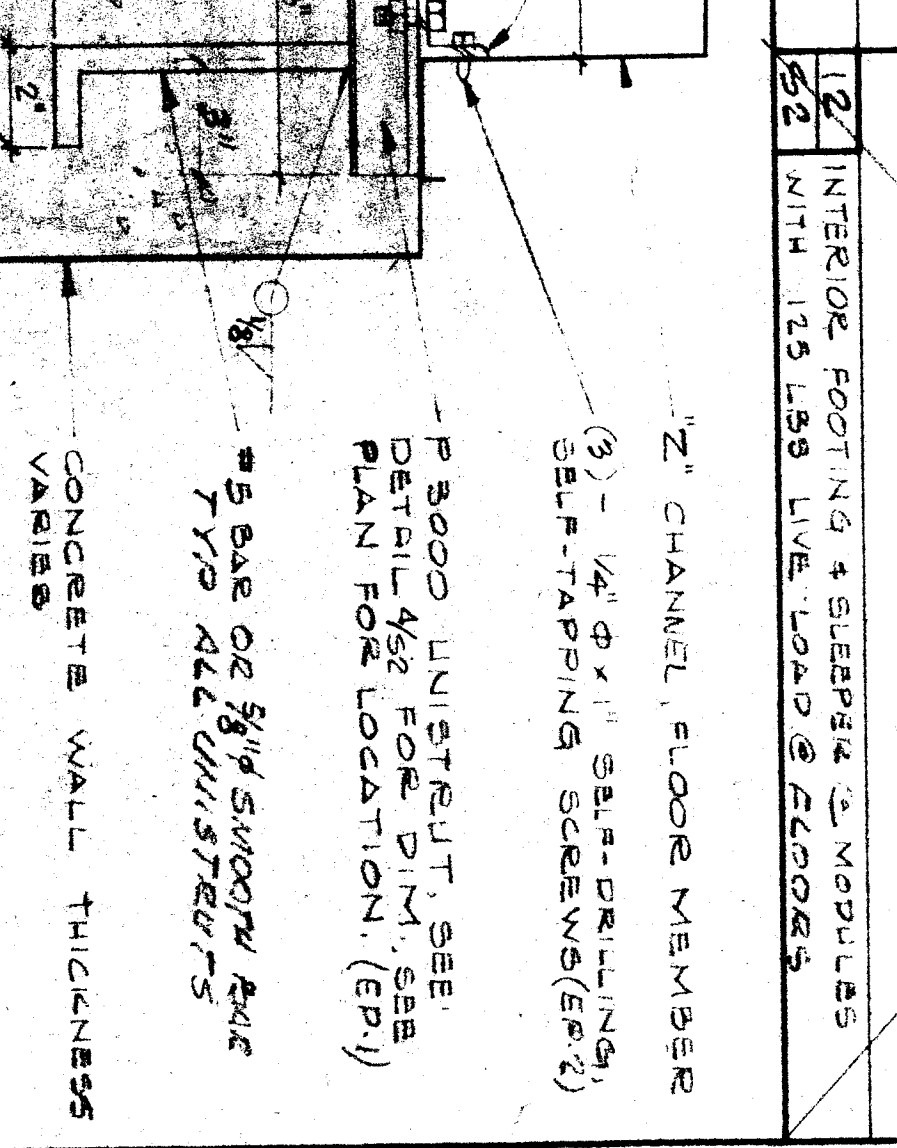
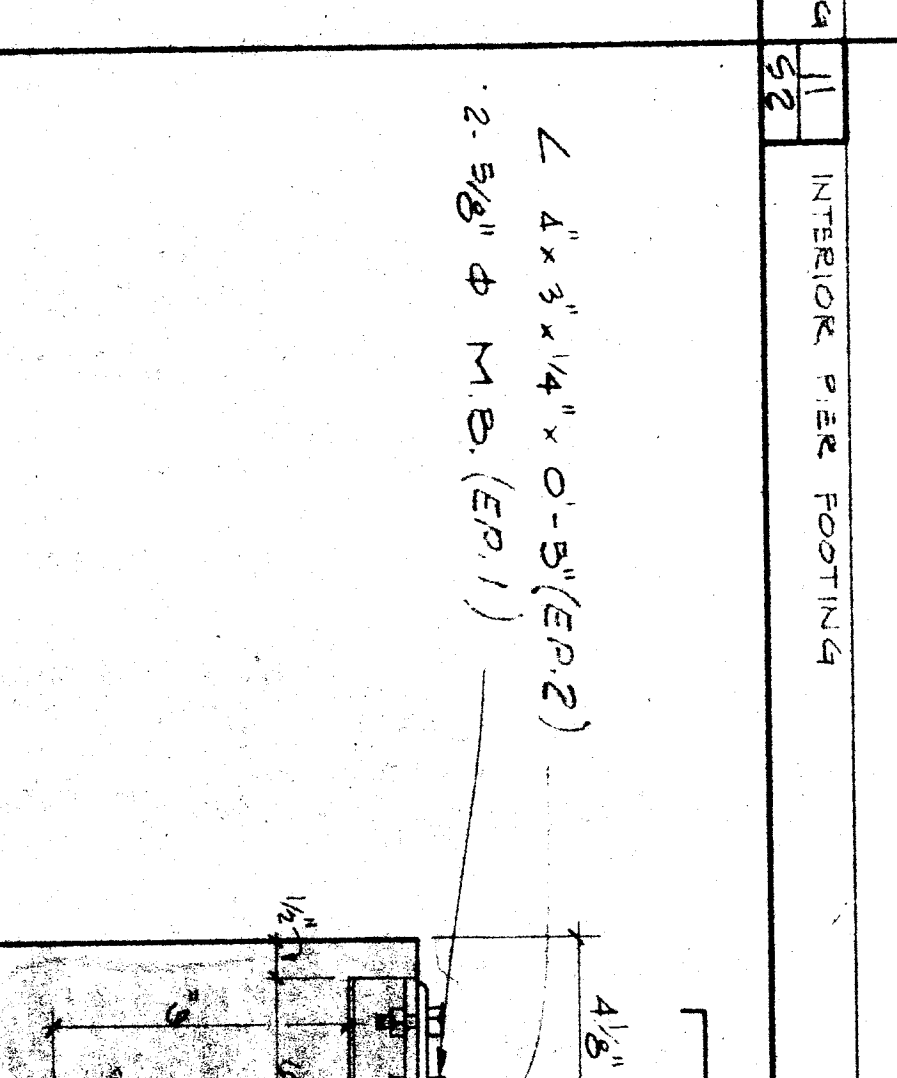
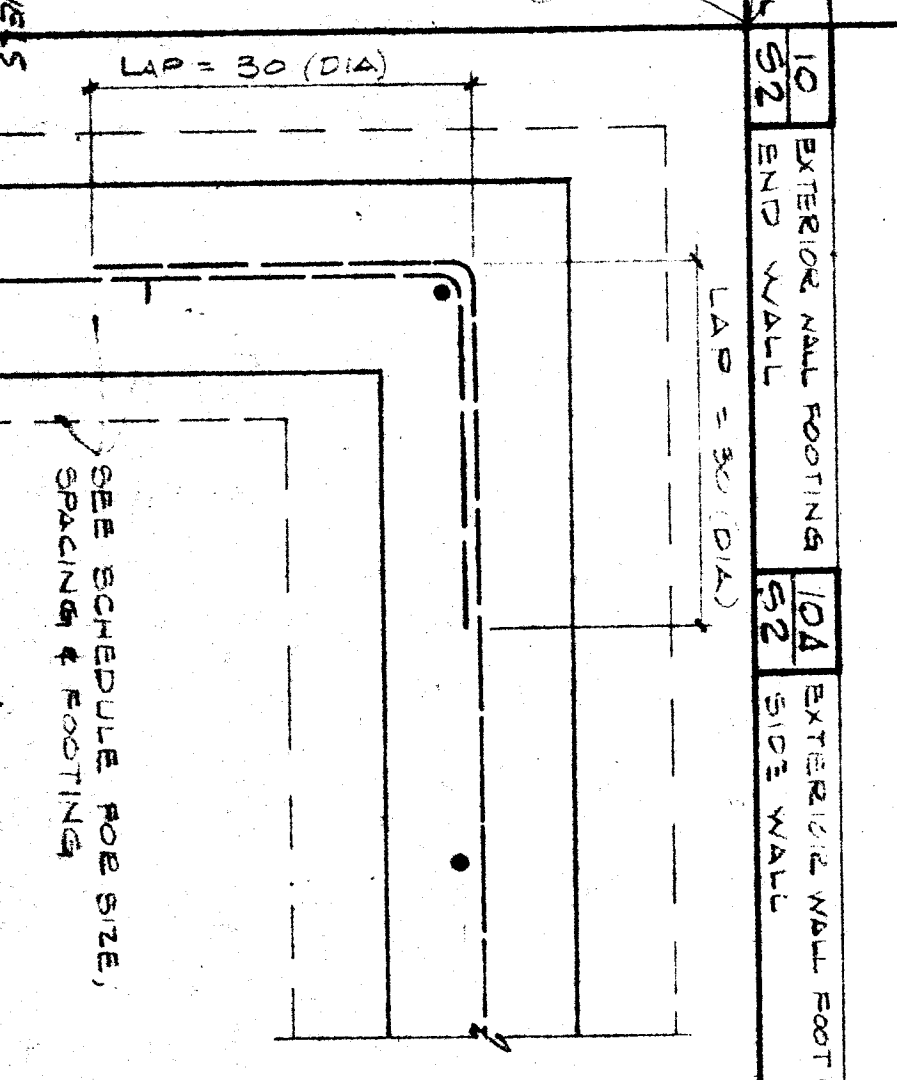
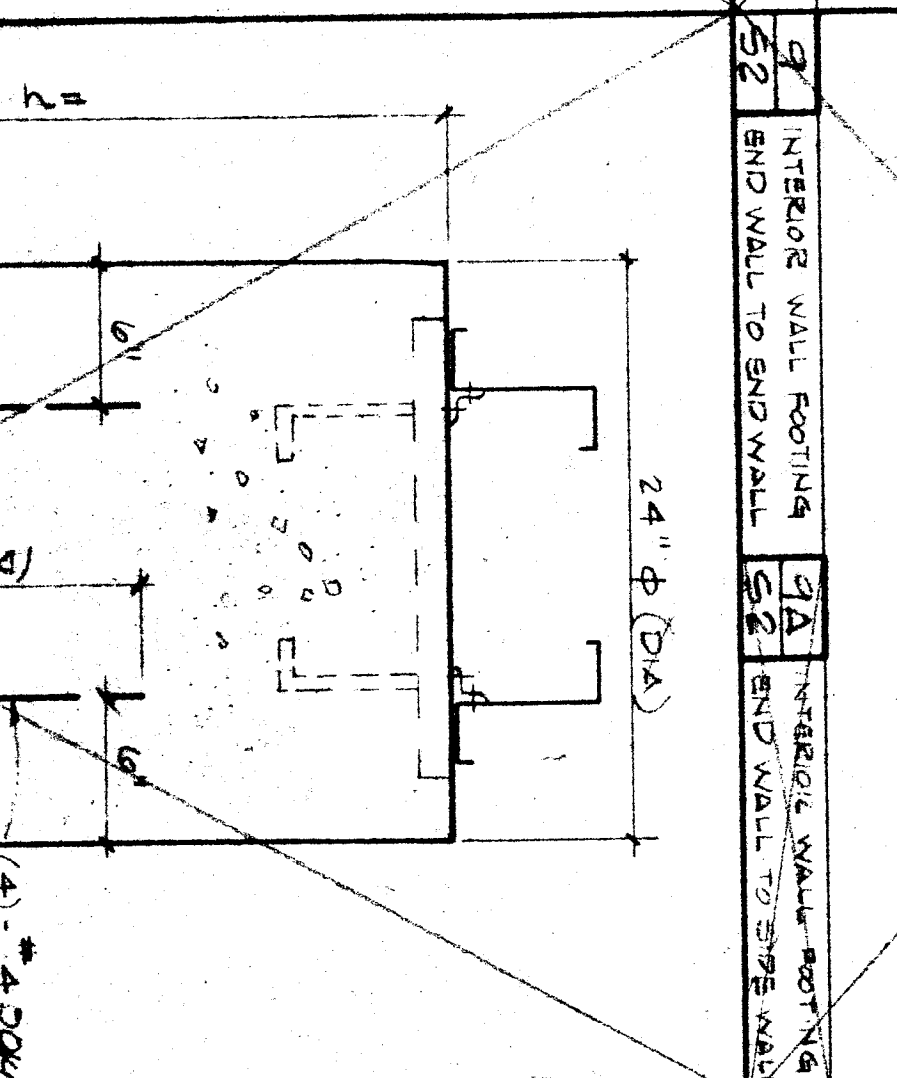
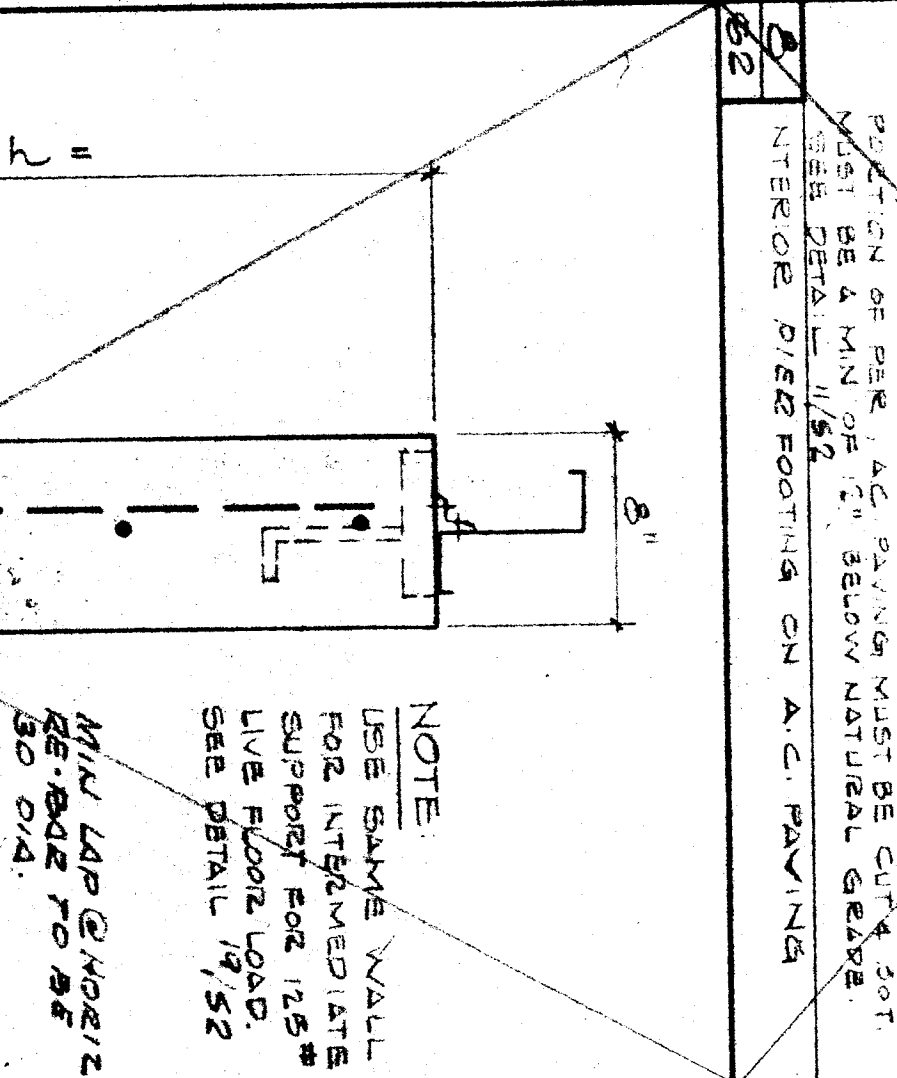
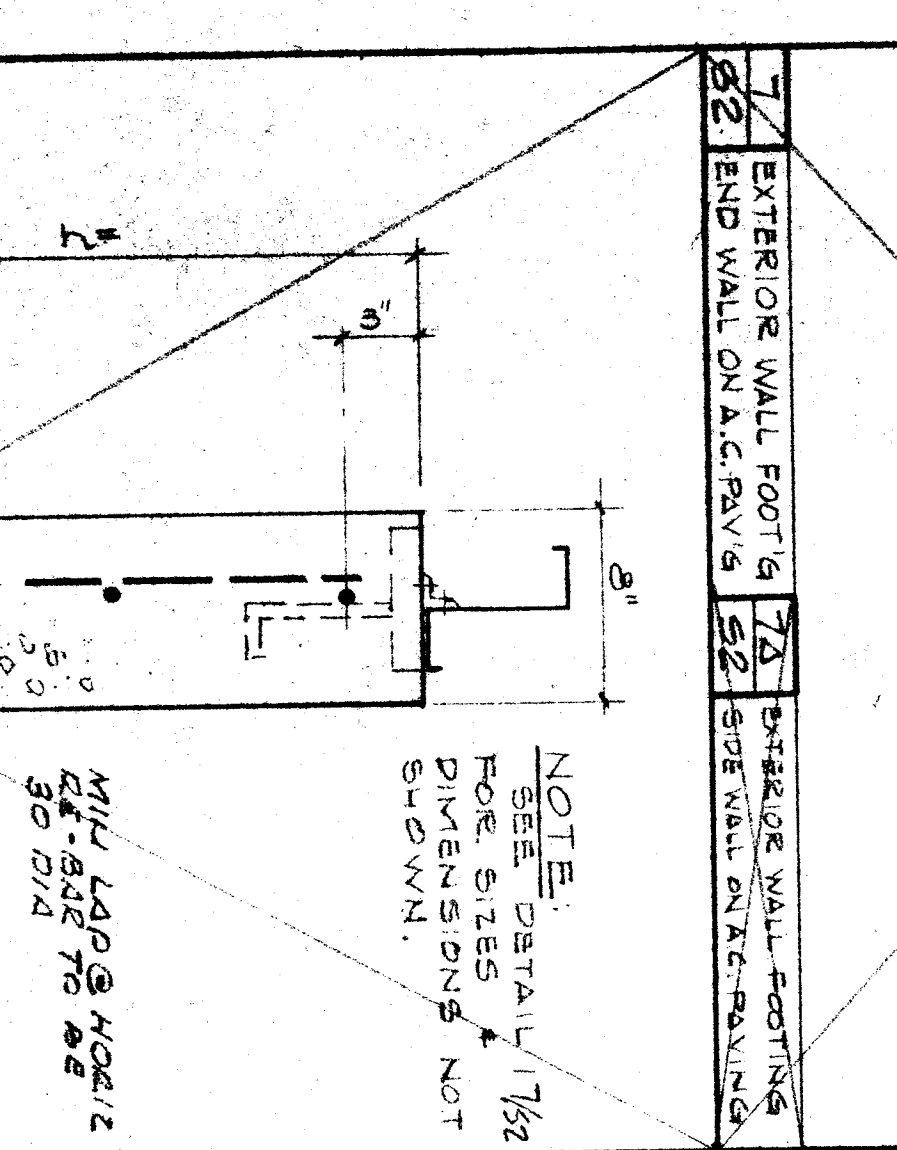
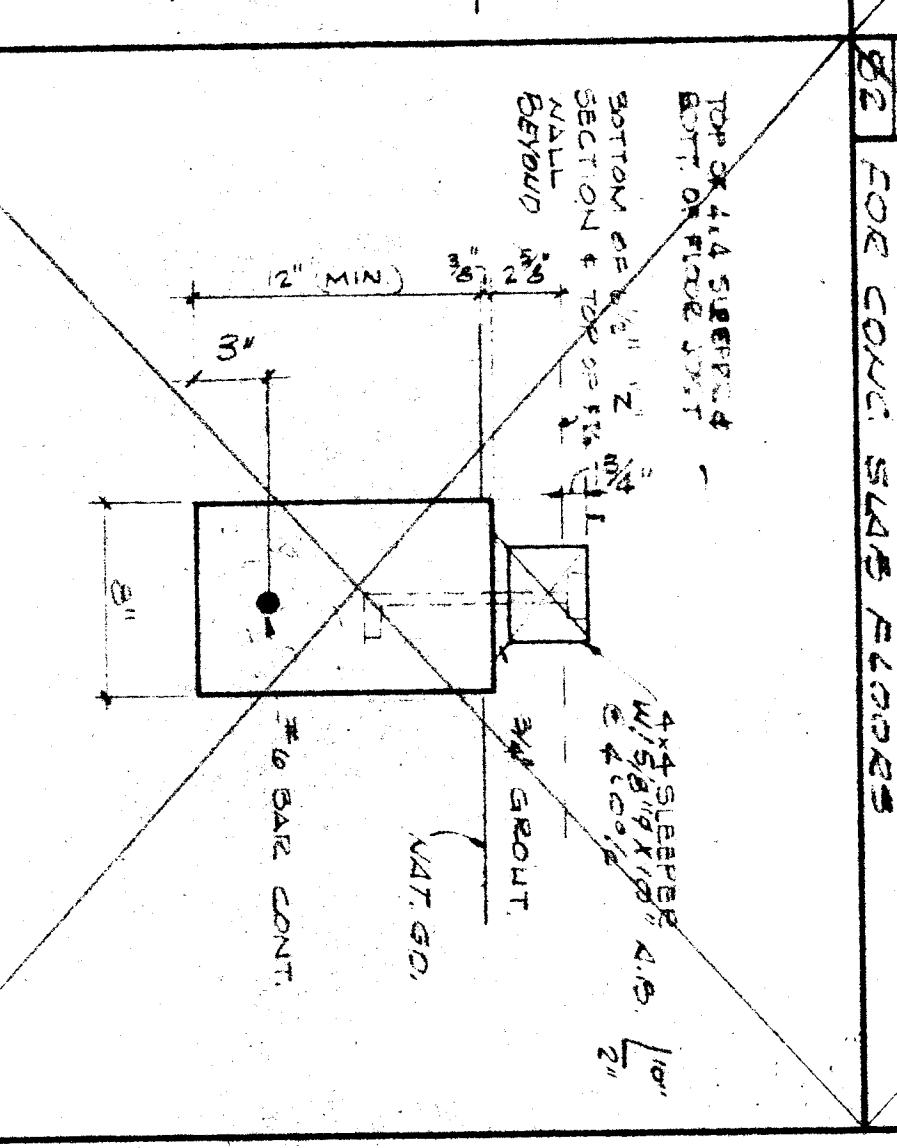
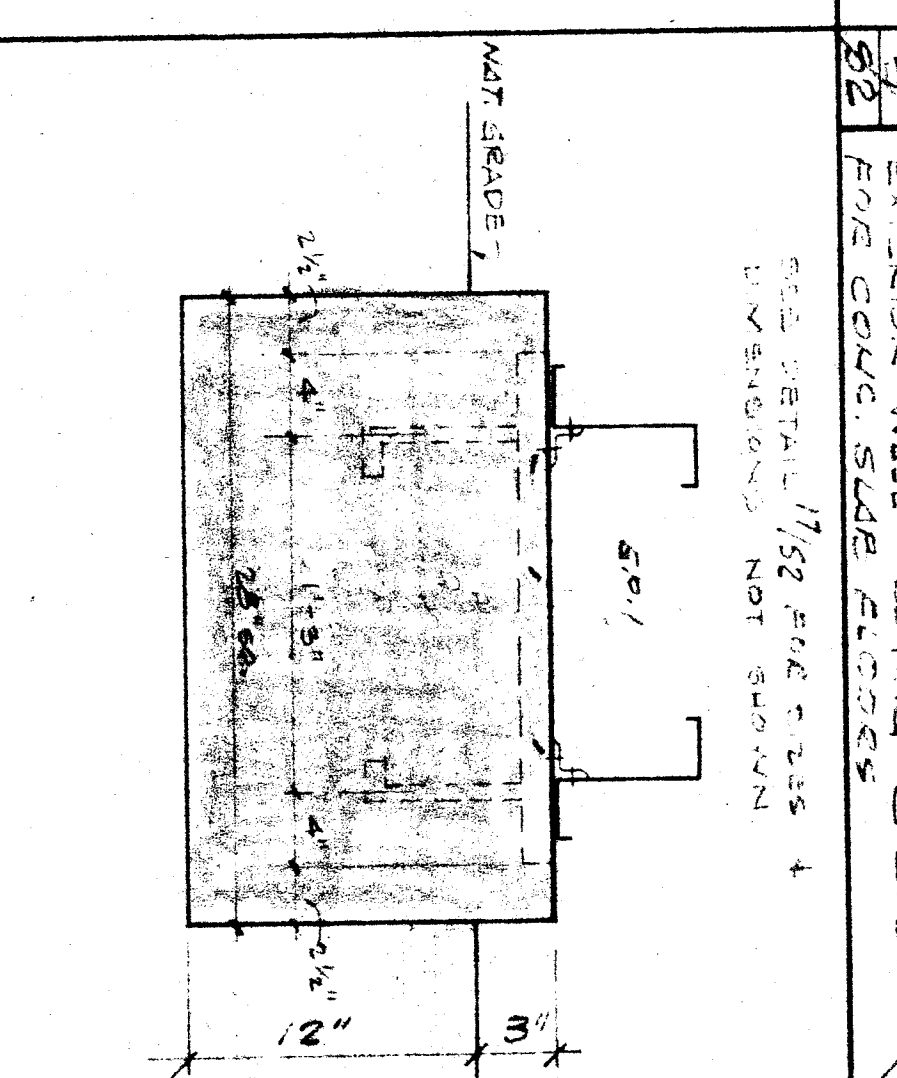
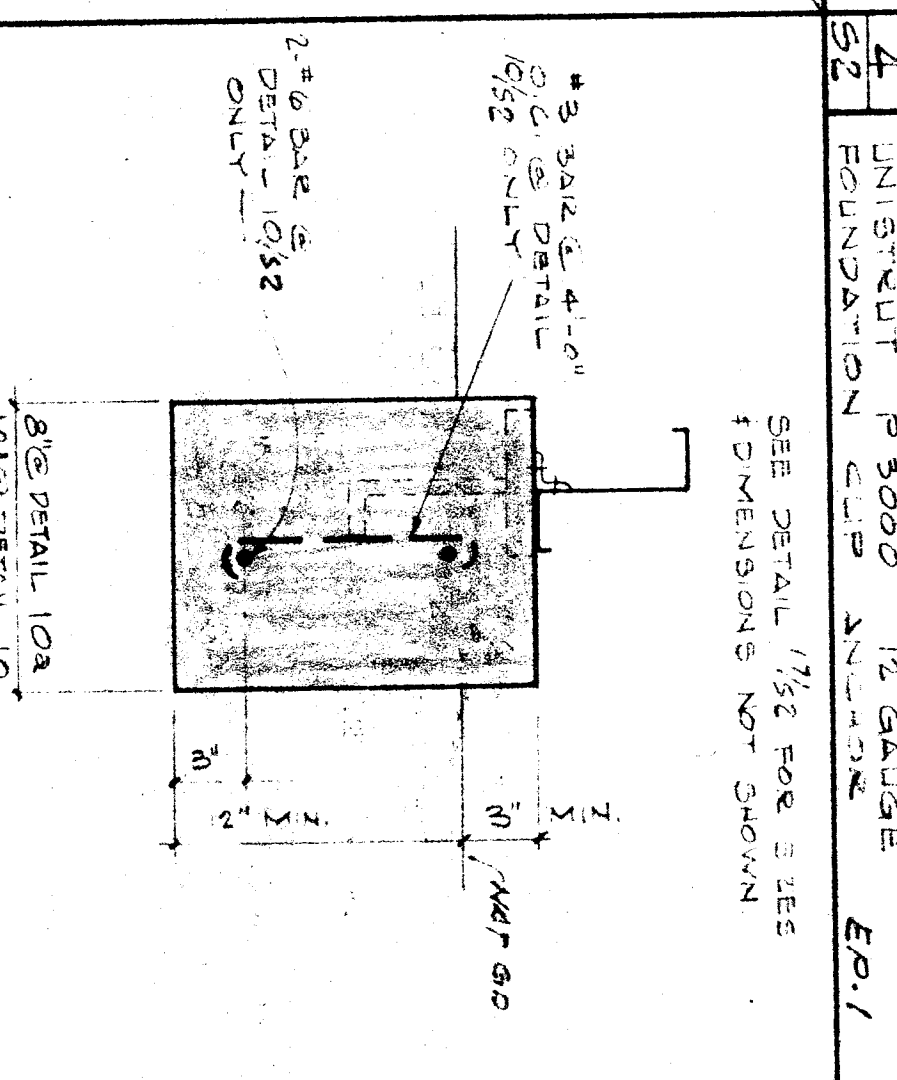
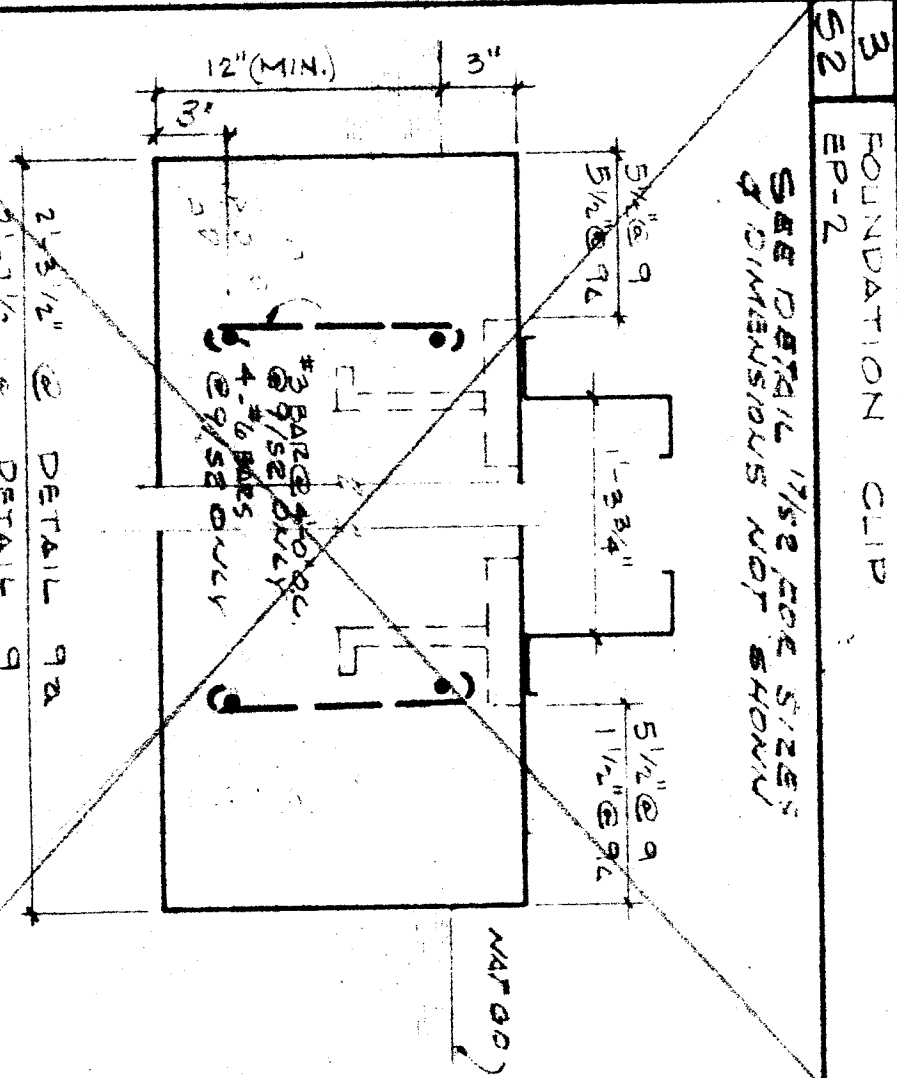
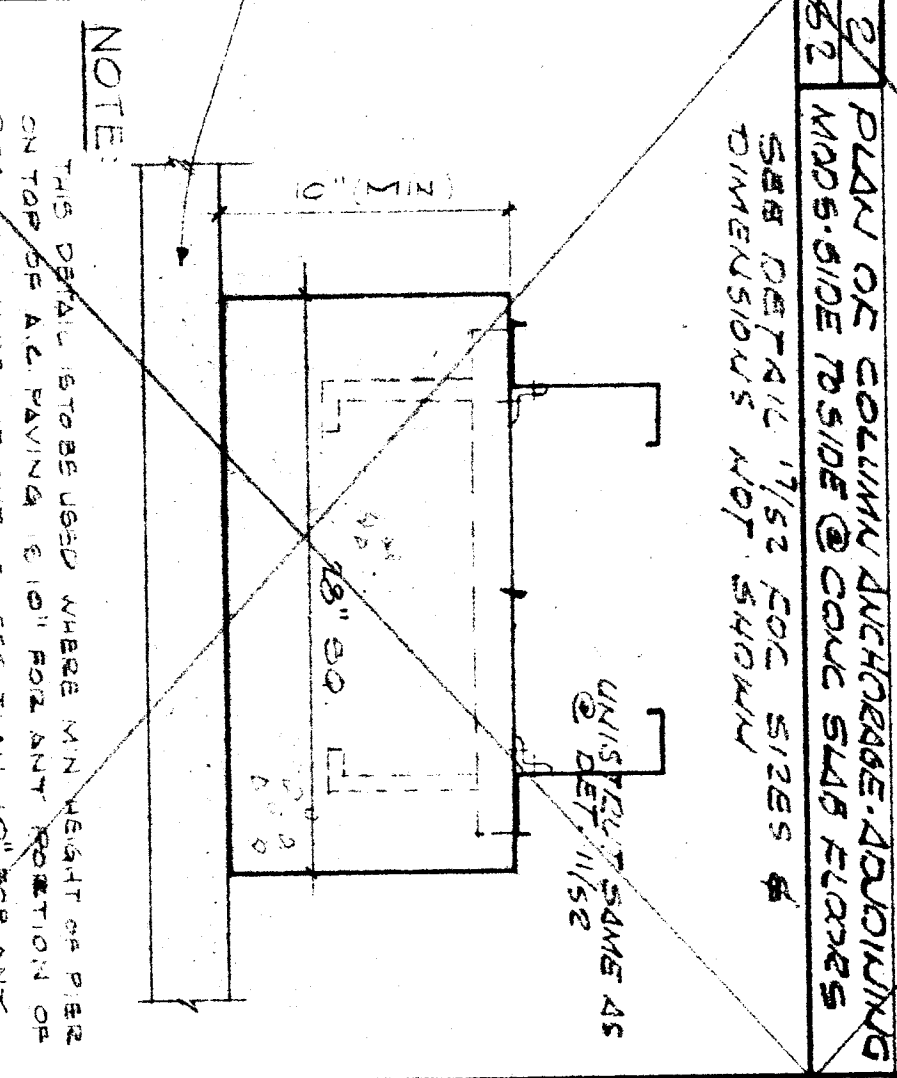
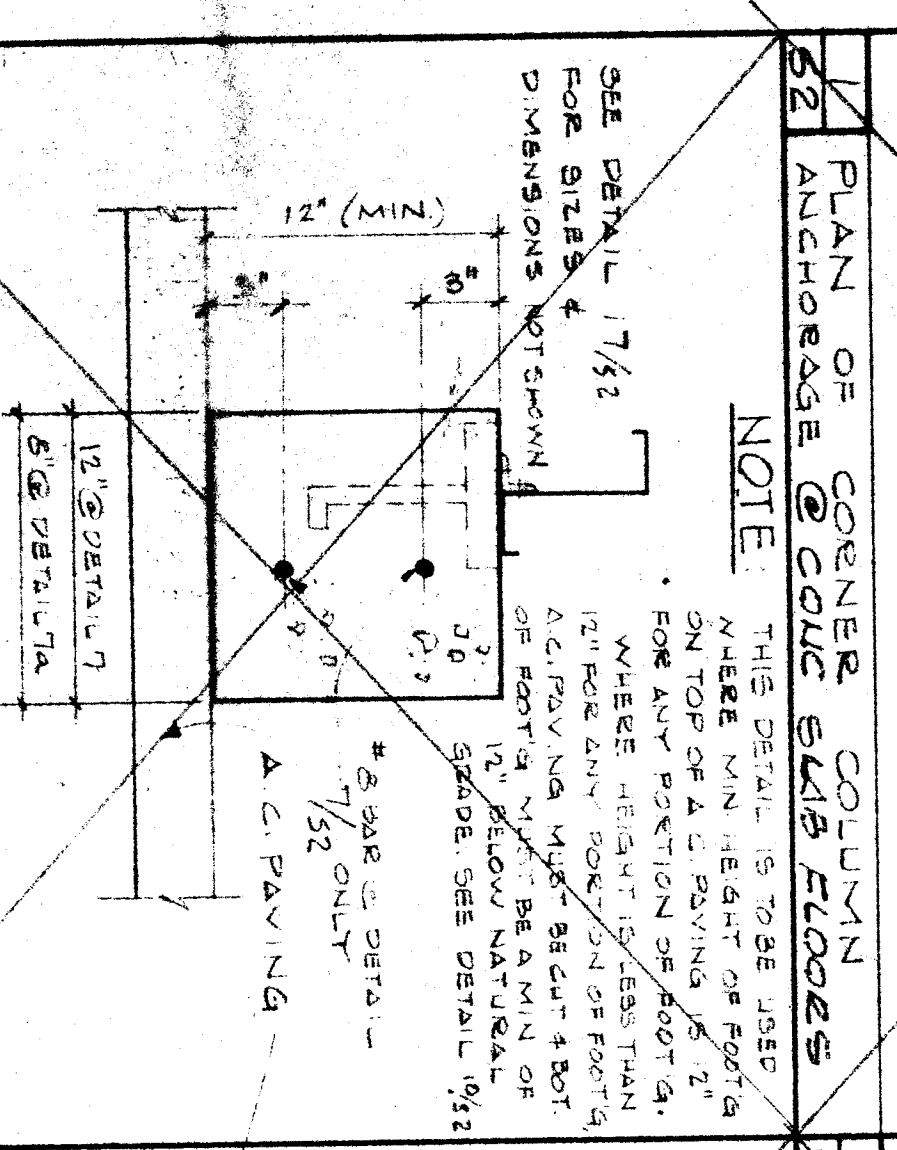
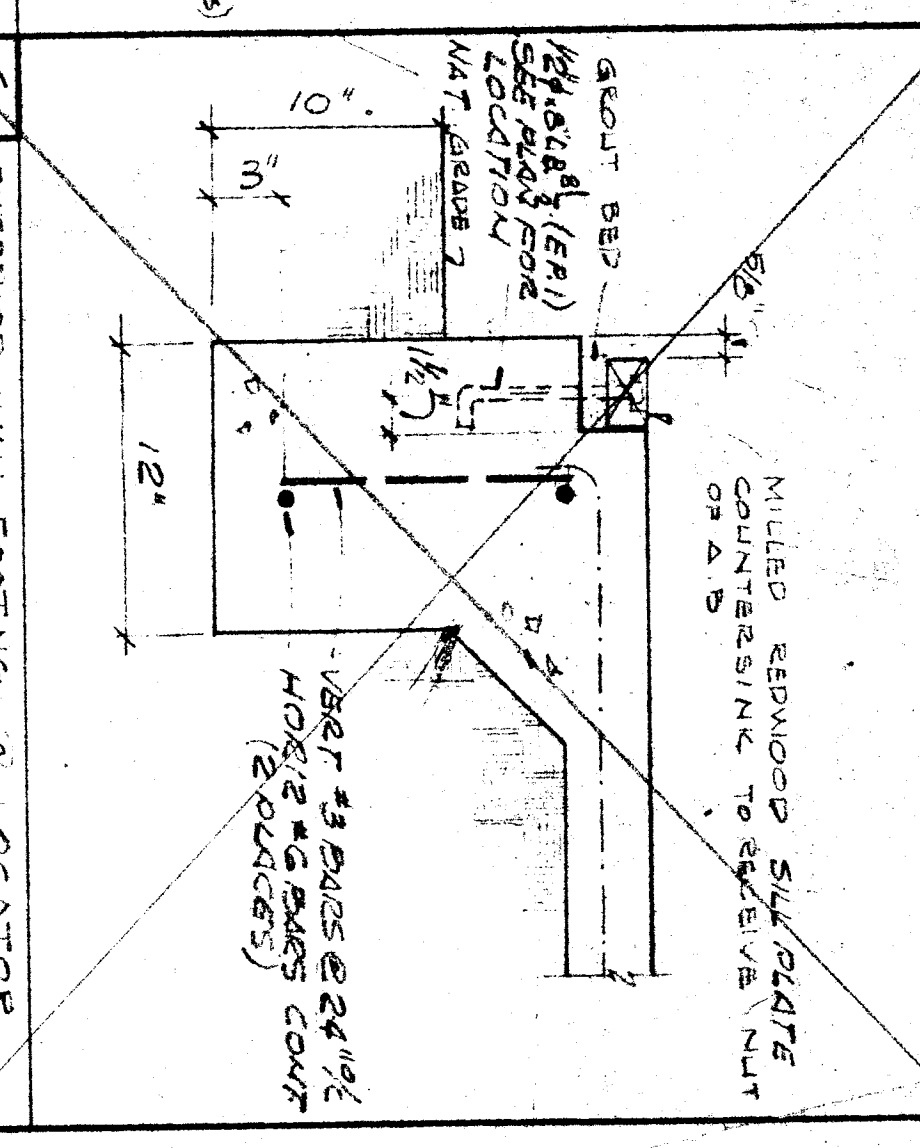
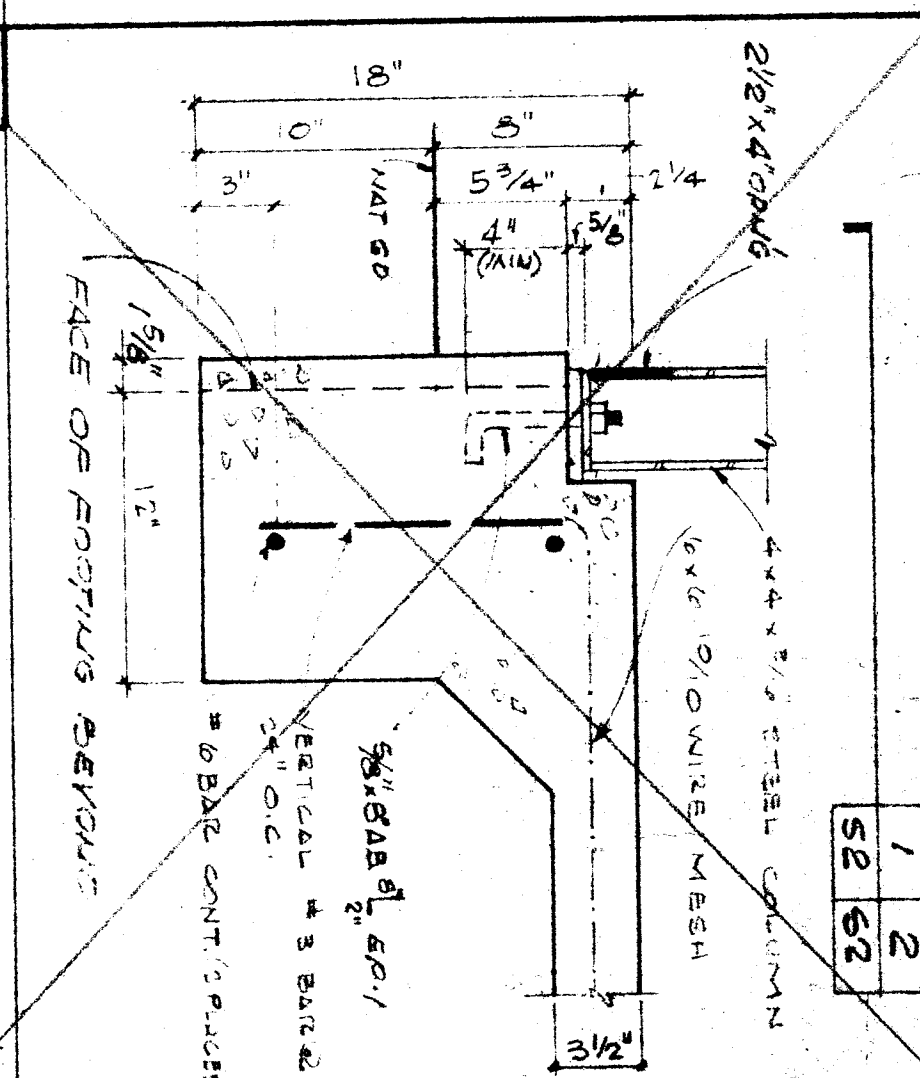
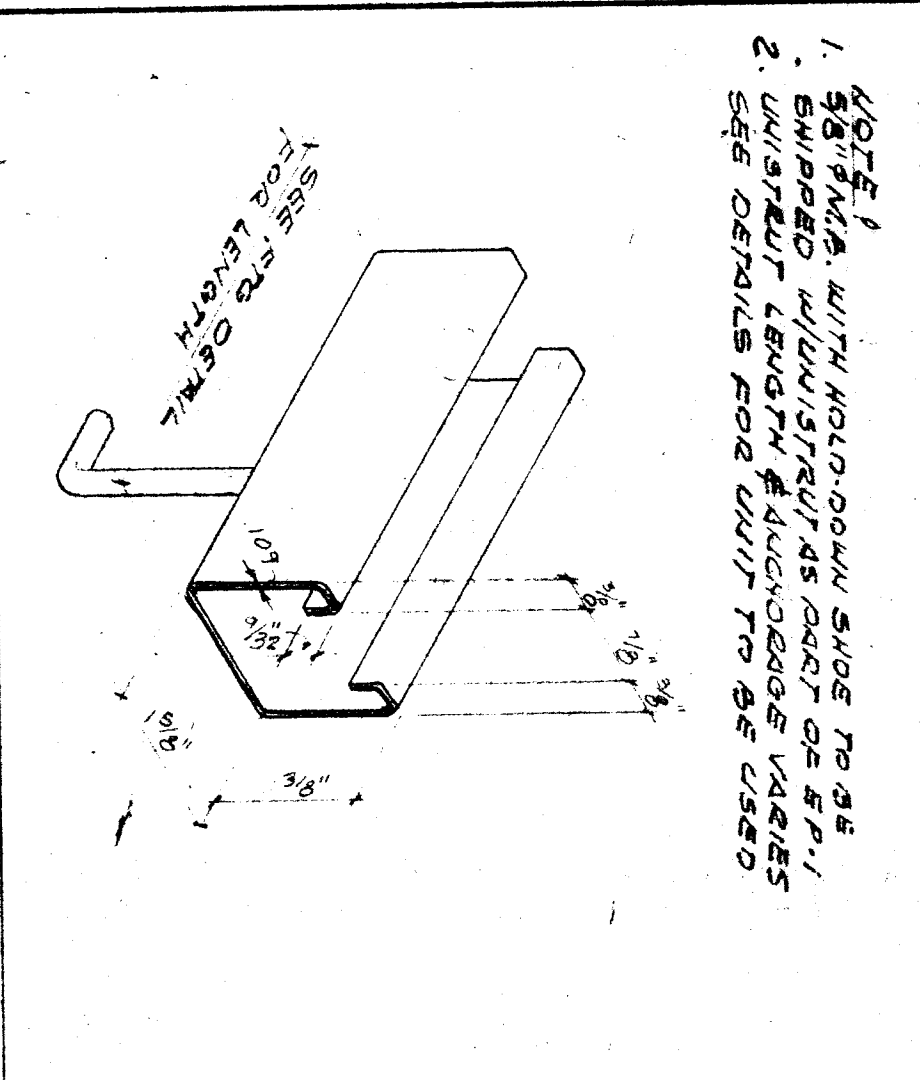
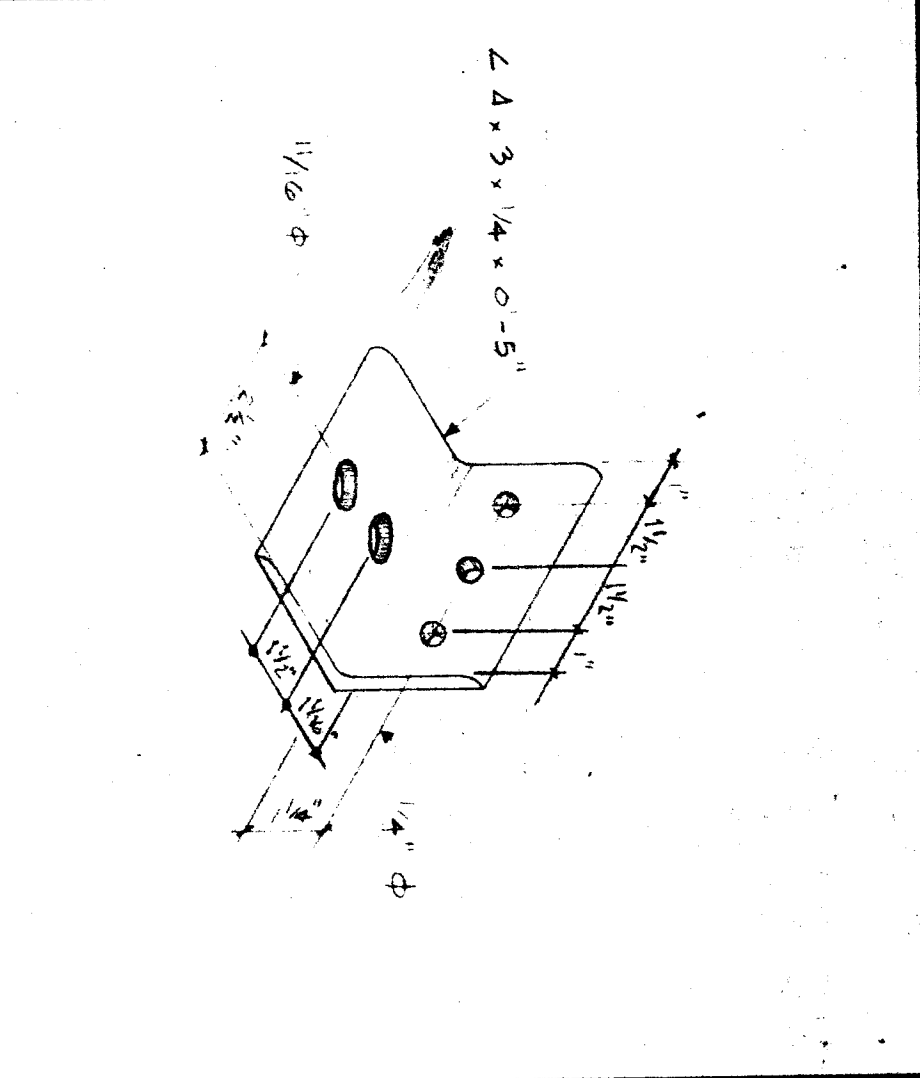
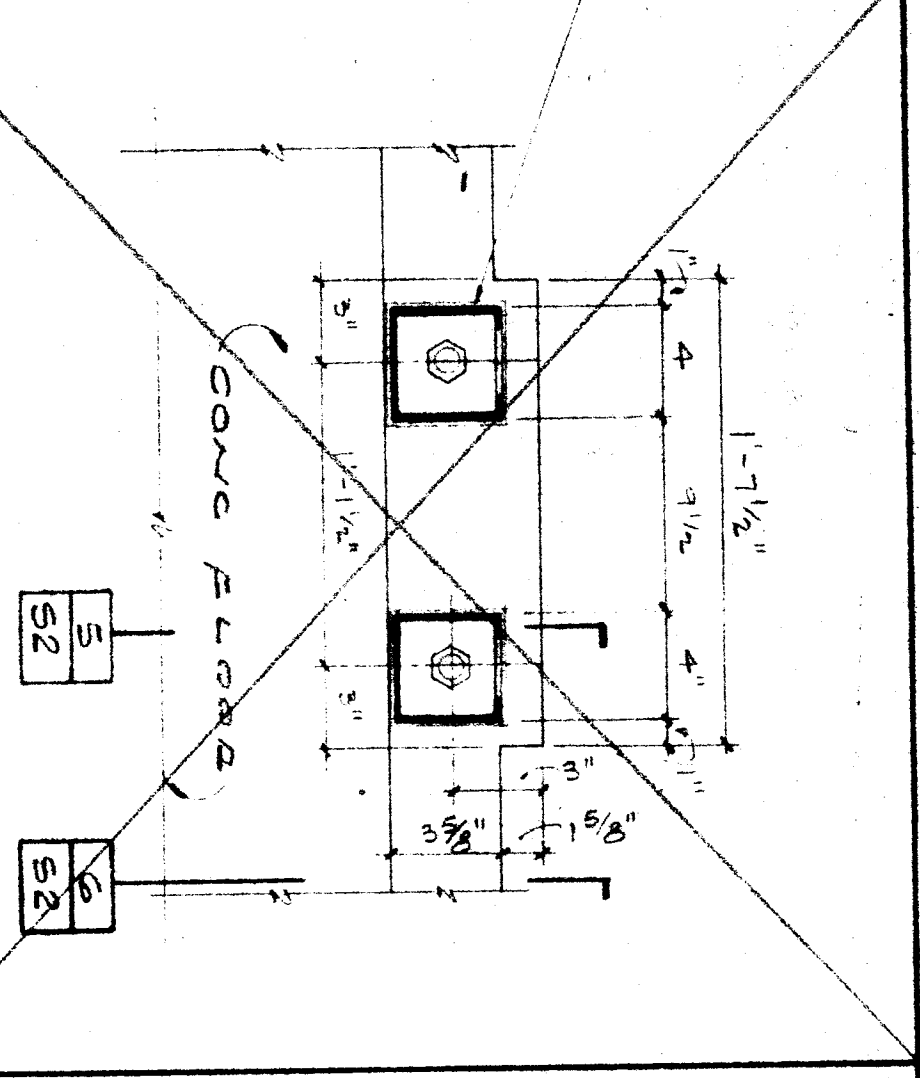
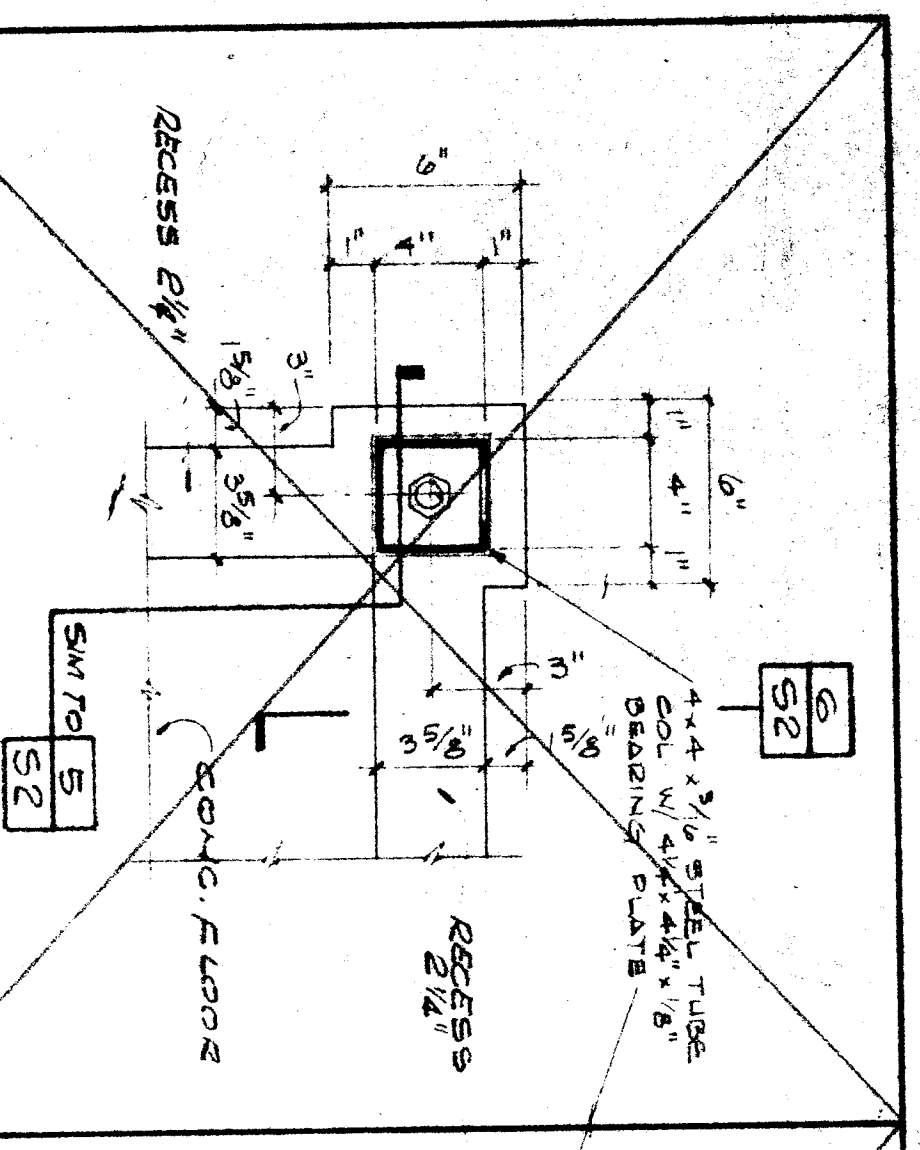
AITO

License # [Number]

9 OF 31

SHEET NO. **A-7**

SPEEDSPACE JOB NO. 04-137-25



NO.	REVISIONS	DATE	NO.	SET NO.	REFERENCE PLAN
1					
2					
3					
4					
5					
6					
7					
8					
9					
10					
11					
12					
13					
14					
15					
16					
17					
18					
19					
20					

NO.	REVISIONS	DATE	NO.	SET NO.	REFERENCE PLAN
1					
2					
3					
4					
5					
6					
7					
8					
9					
10					
11					
12					
13					
14					
15					
16					
17					
18					
19					
20					

NO.	REVISIONS	DATE	NO.	SET NO.	REFERENCE PLAN
1					
2					
3					
4					
5					
6					
7					
8					
9					
10					
11					
12					
13					
14					
15					
16					
17					
18					
19					
20					

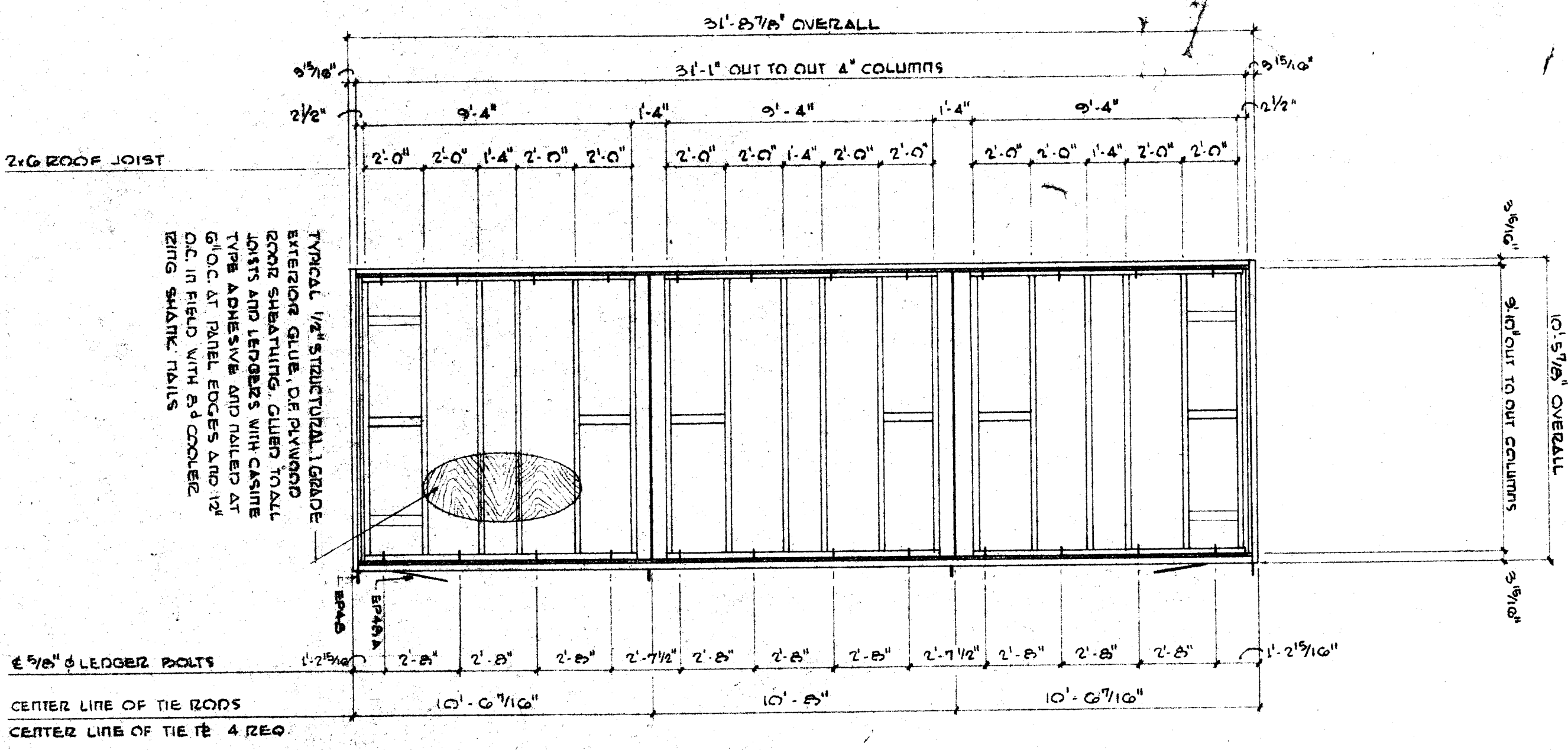
NO.	REVISIONS	DATE	NO.	SET NO.	REFERENCE PLAN
1					
2					
3					
4					
5					
6					
7					
8					
9					
10					
11					
12					
13					
14					
15					
16					
17					
18					
19					
20					

NO.	REVISIONS	DATE	NO.	SET NO.	REFERENCE PLAN
1					
2					
3					
4					
5					
6					
7					
8					
9					
10					
11					
12					
13					
14					
15					
16					
17					
18					
19					
20					

NO.	REVISIONS	DATE	NO.	SET NO.	REFERENCE PLAN
1					
2					
3					
4					
5					
6					
7					
8					
9					
10					
11					
12					
13					
14					
15					
16					
17					
18					
19					
20					

FOUNDATION DETAILS
BAKEFIELD CITY S/D
BAKEFIELD, CALIF

SPEEDSPACE CORPORATION
SHEET NO. 5-2
12 OF 31



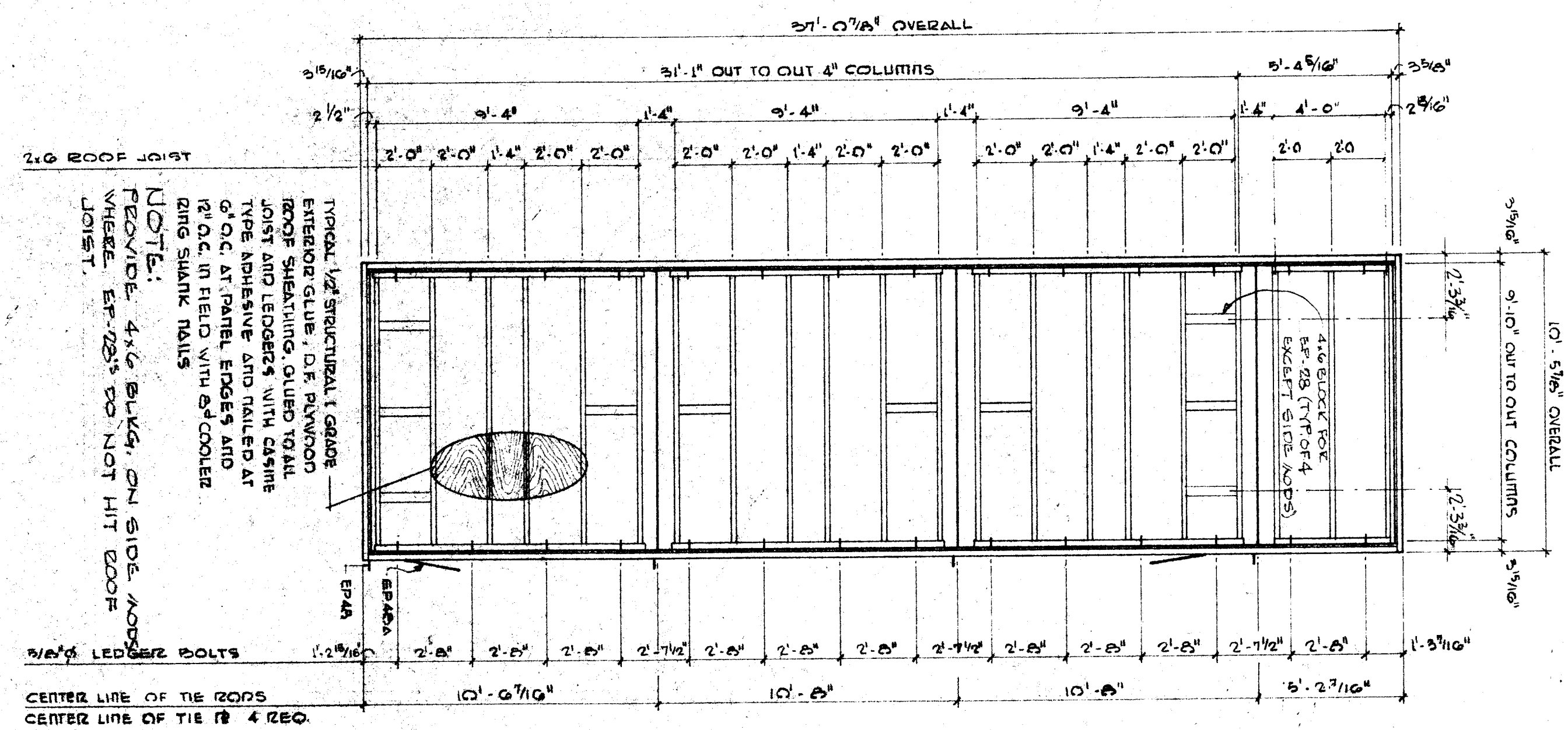
NOTE:
FOR NOTES LOOKS NOT SHOWN SEE: 4/5-3

1 ROOF FRAMING PLAN - 3/8\"/>

2 ROOF FRAMING PLAN - 3/8\"/>

3 ROOF FRAMING PLAN - 3/8\"/>

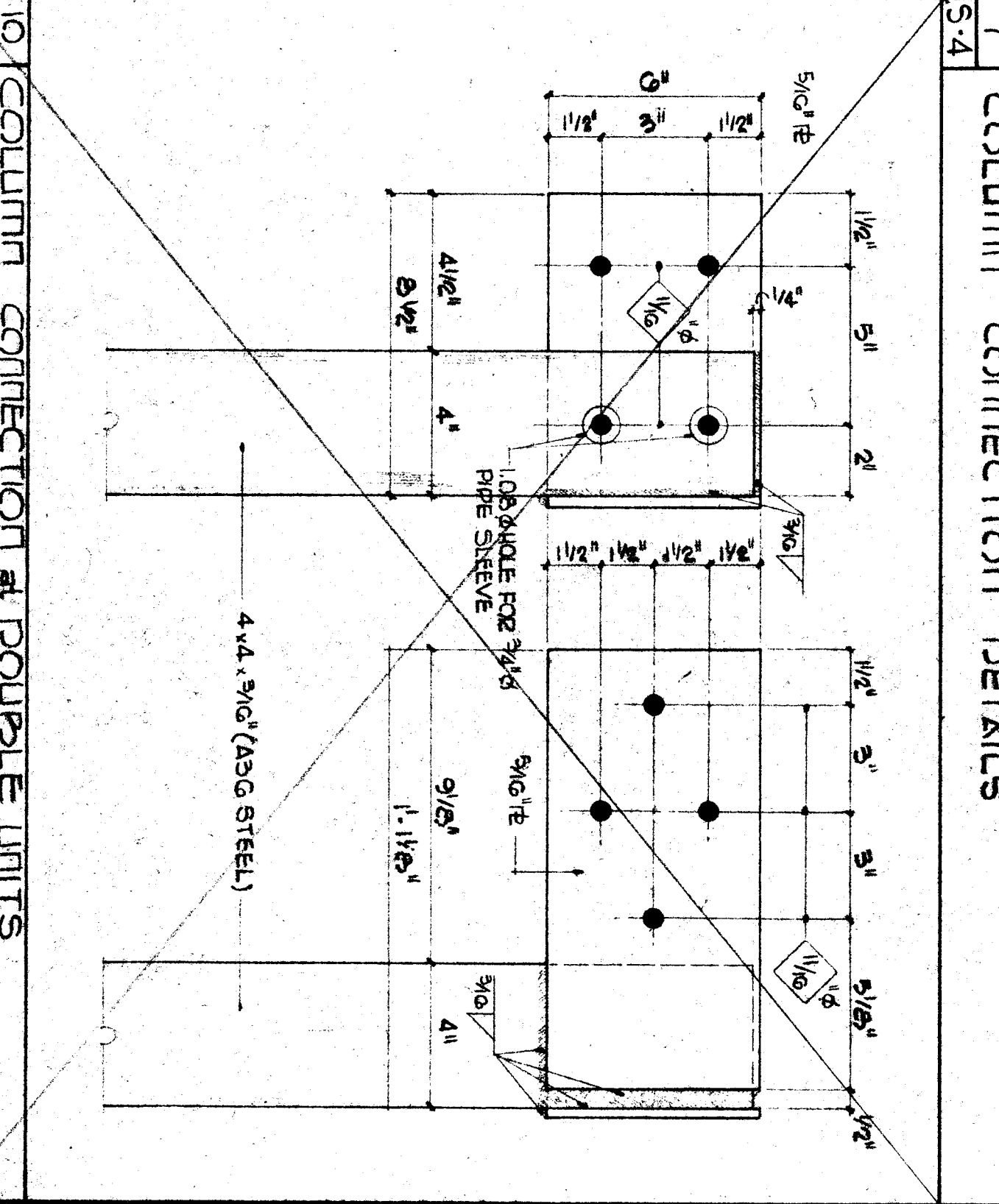
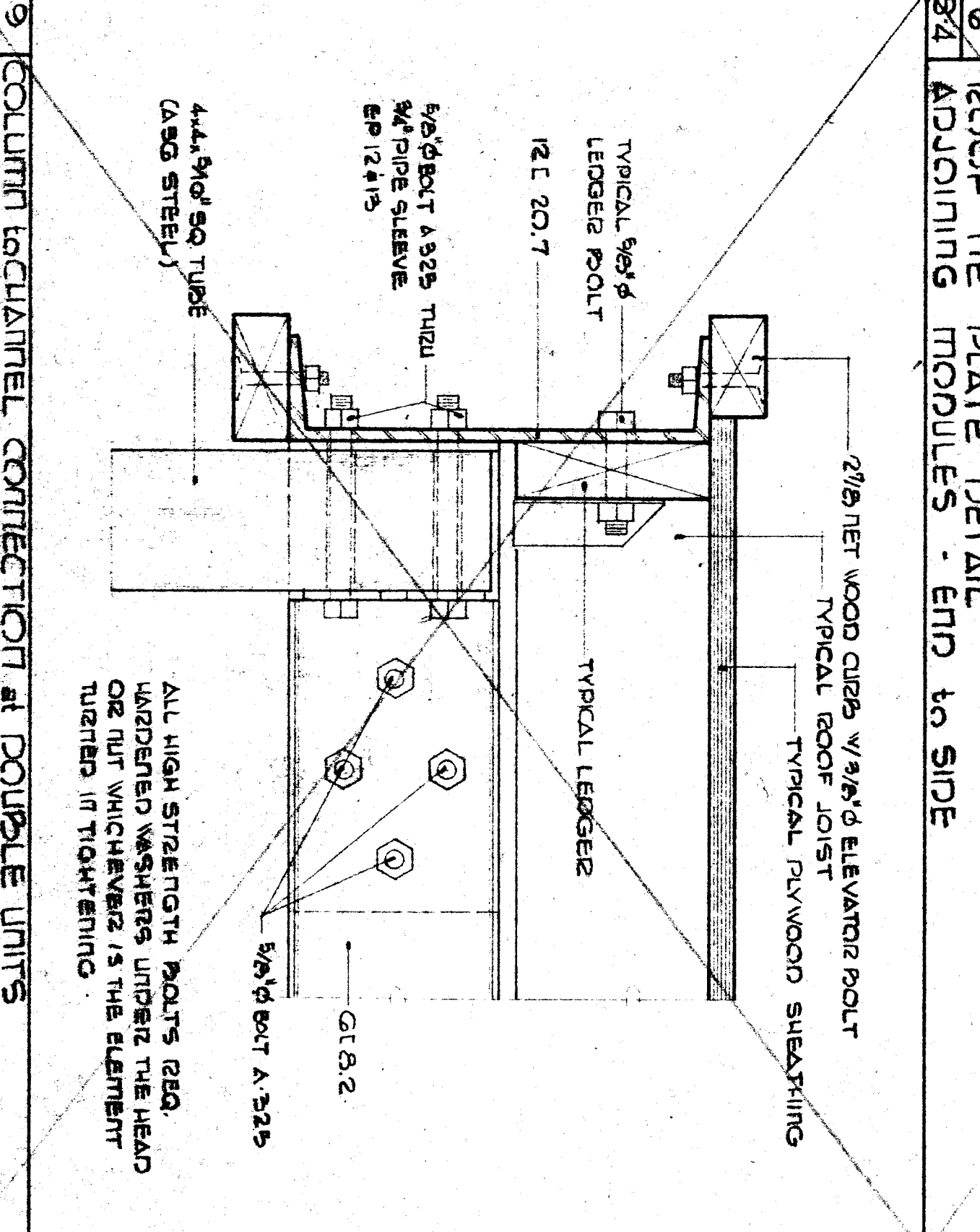
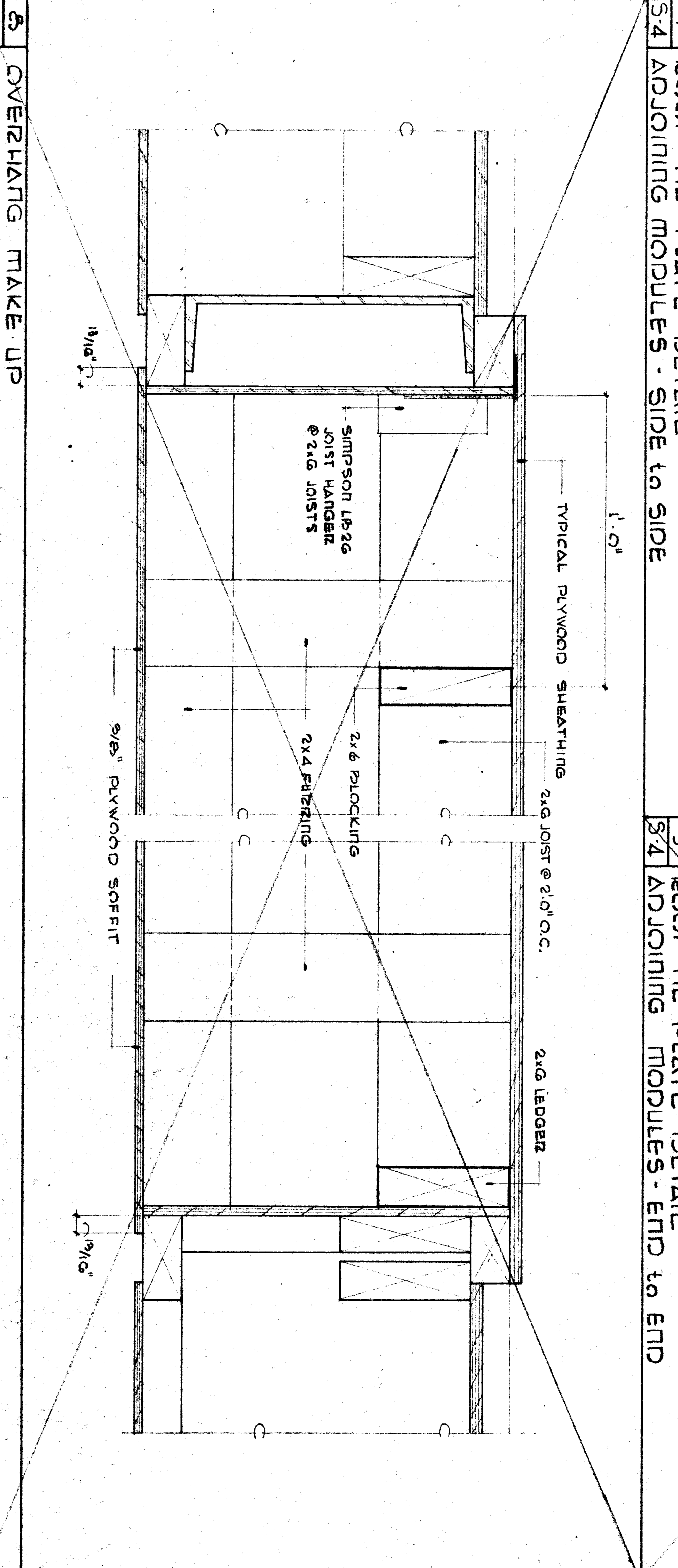
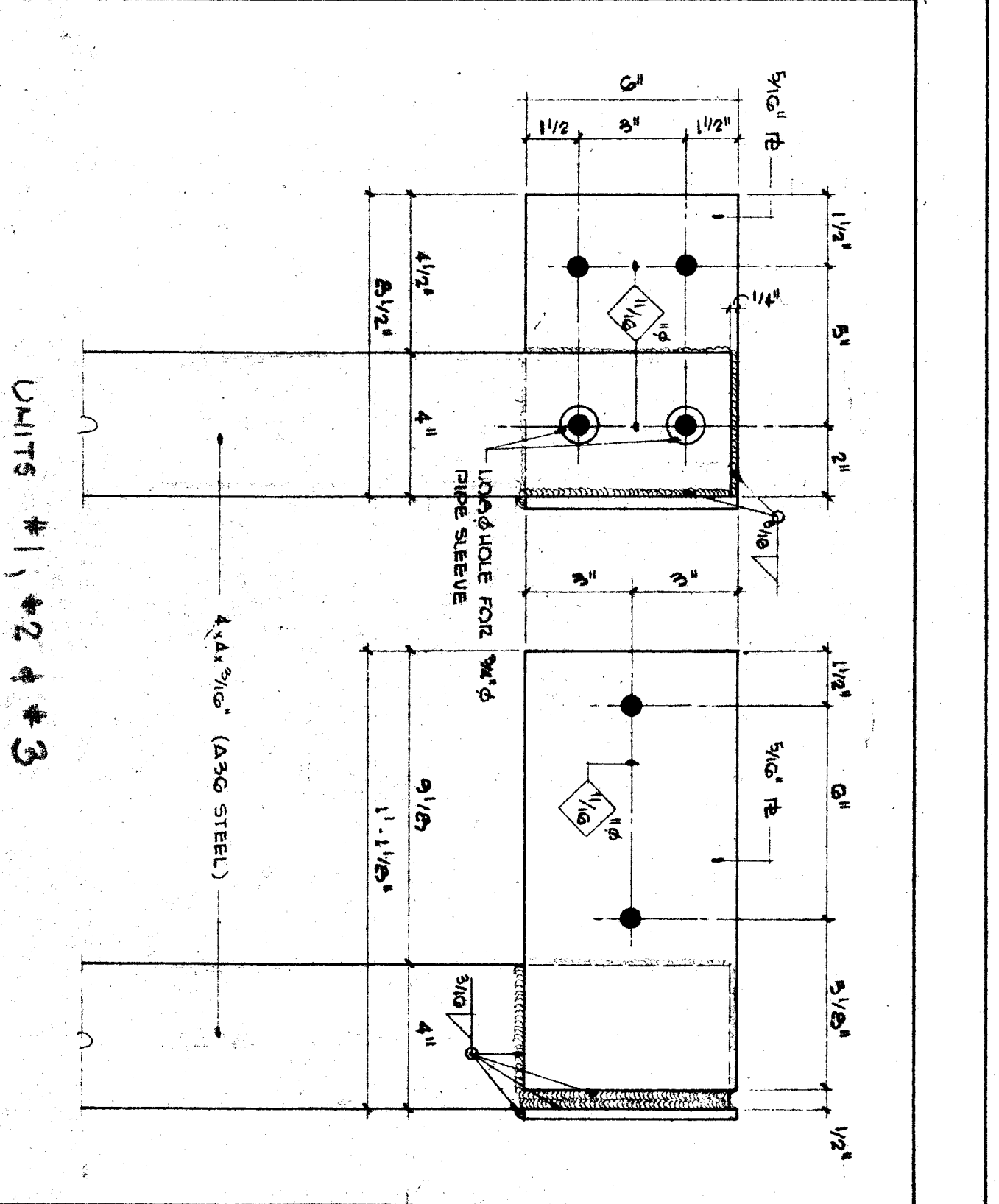
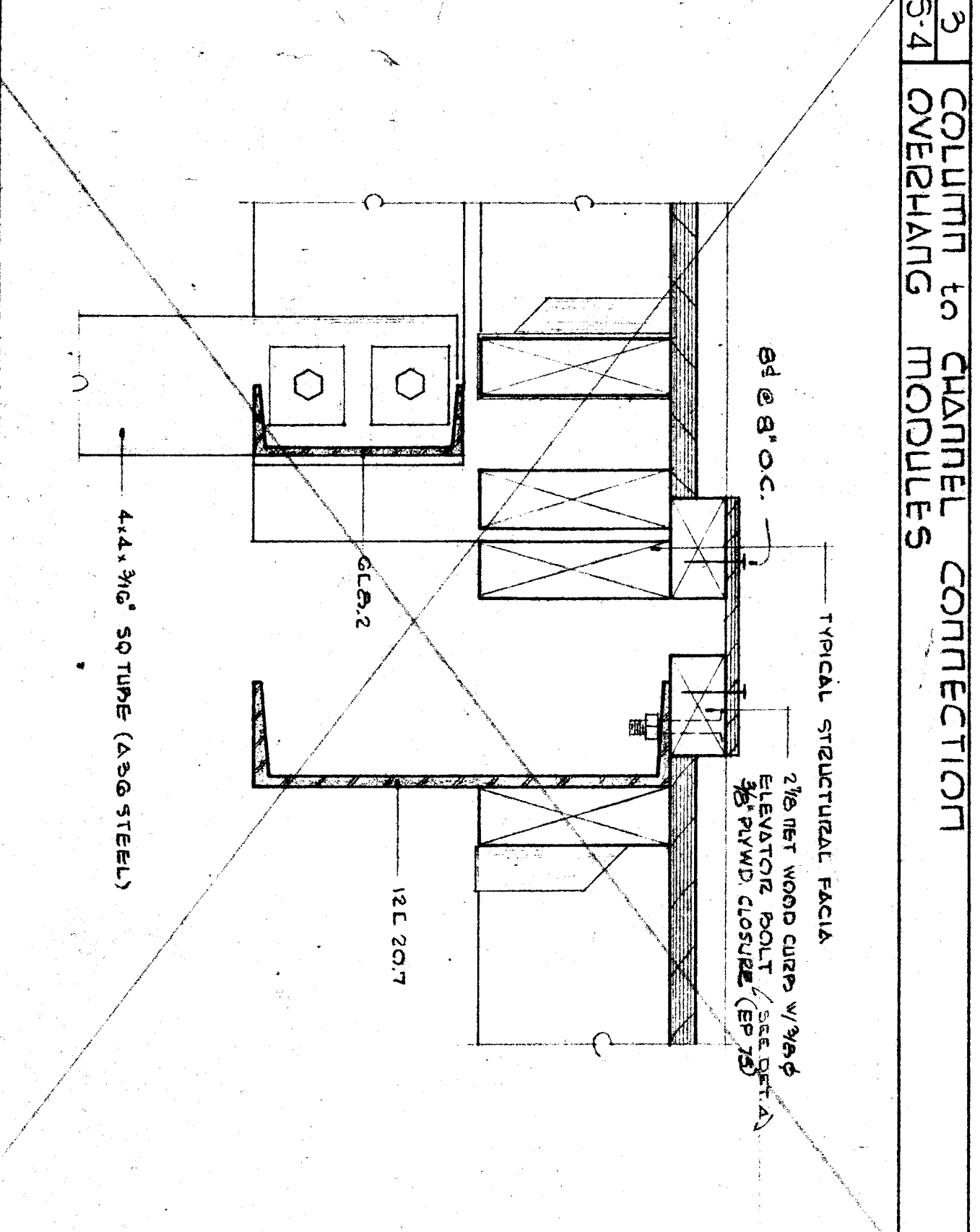
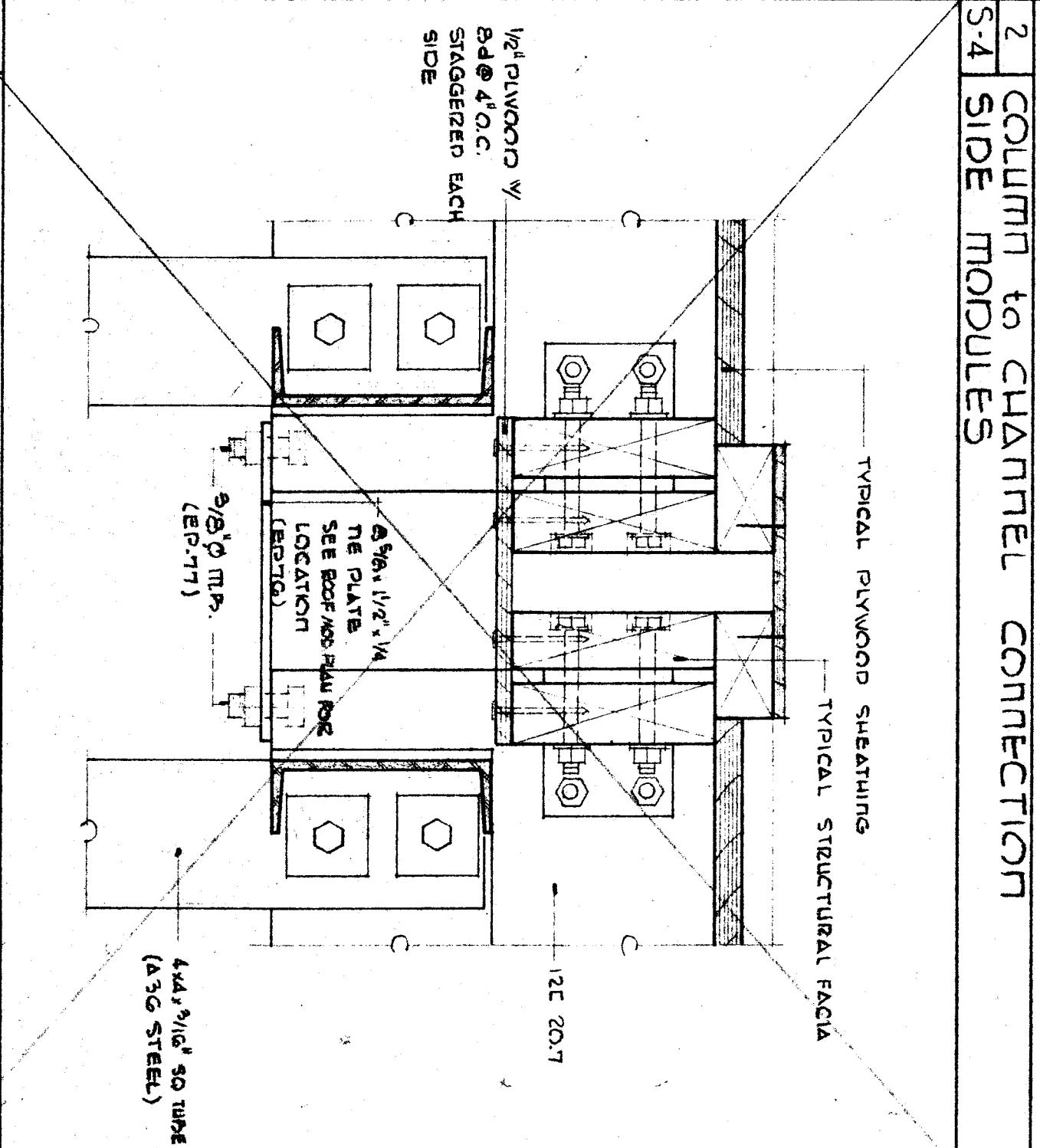
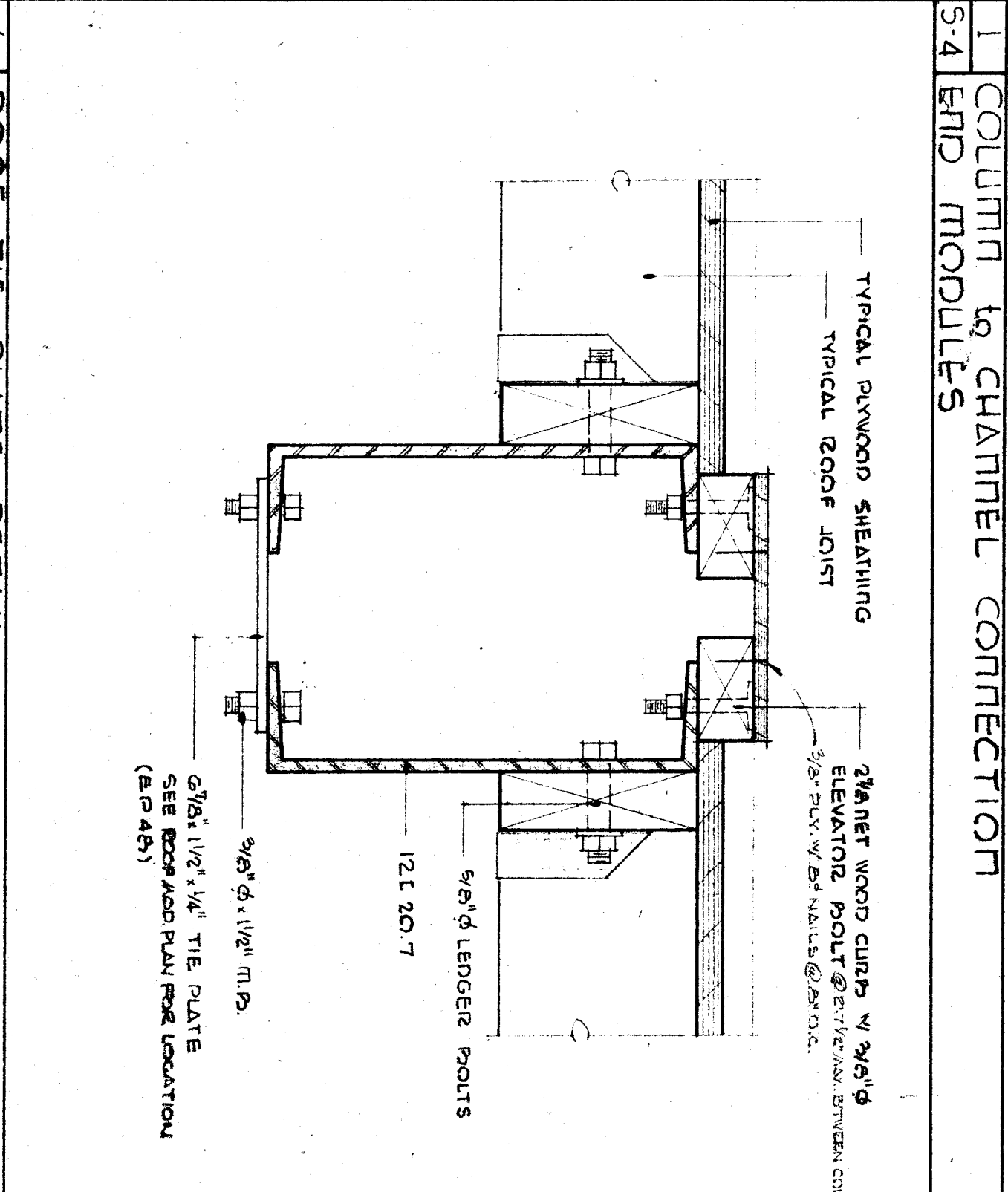
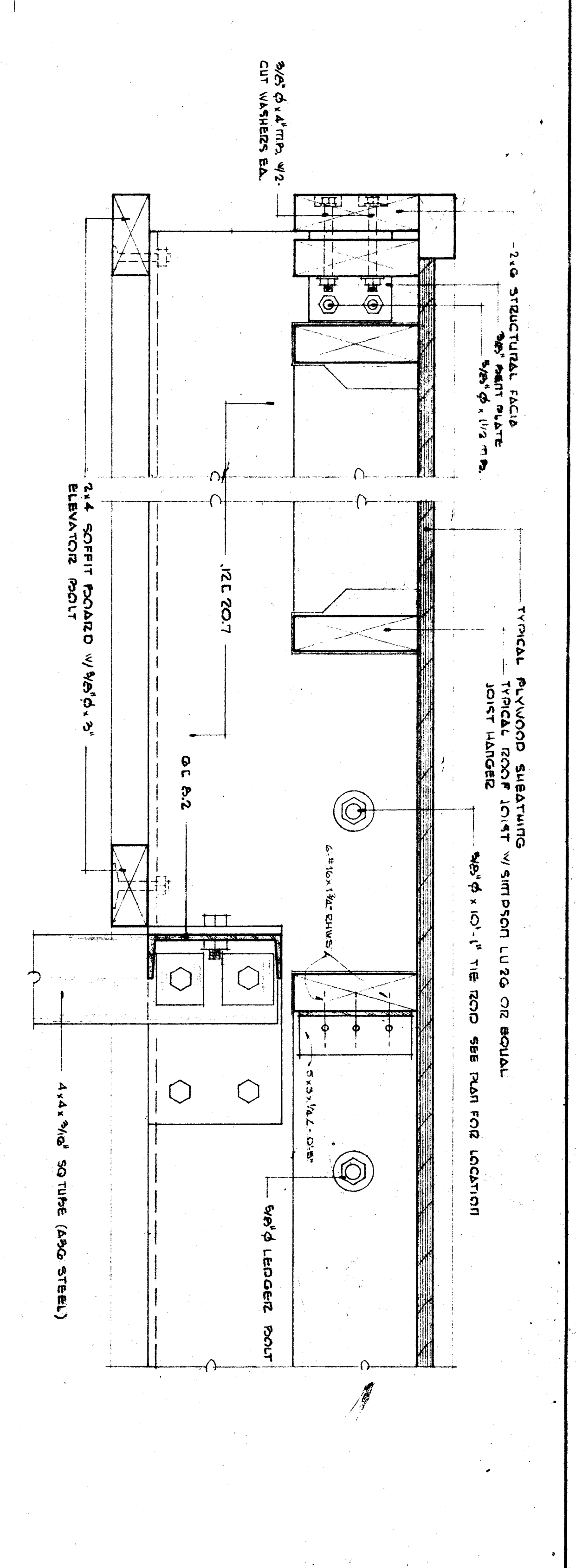
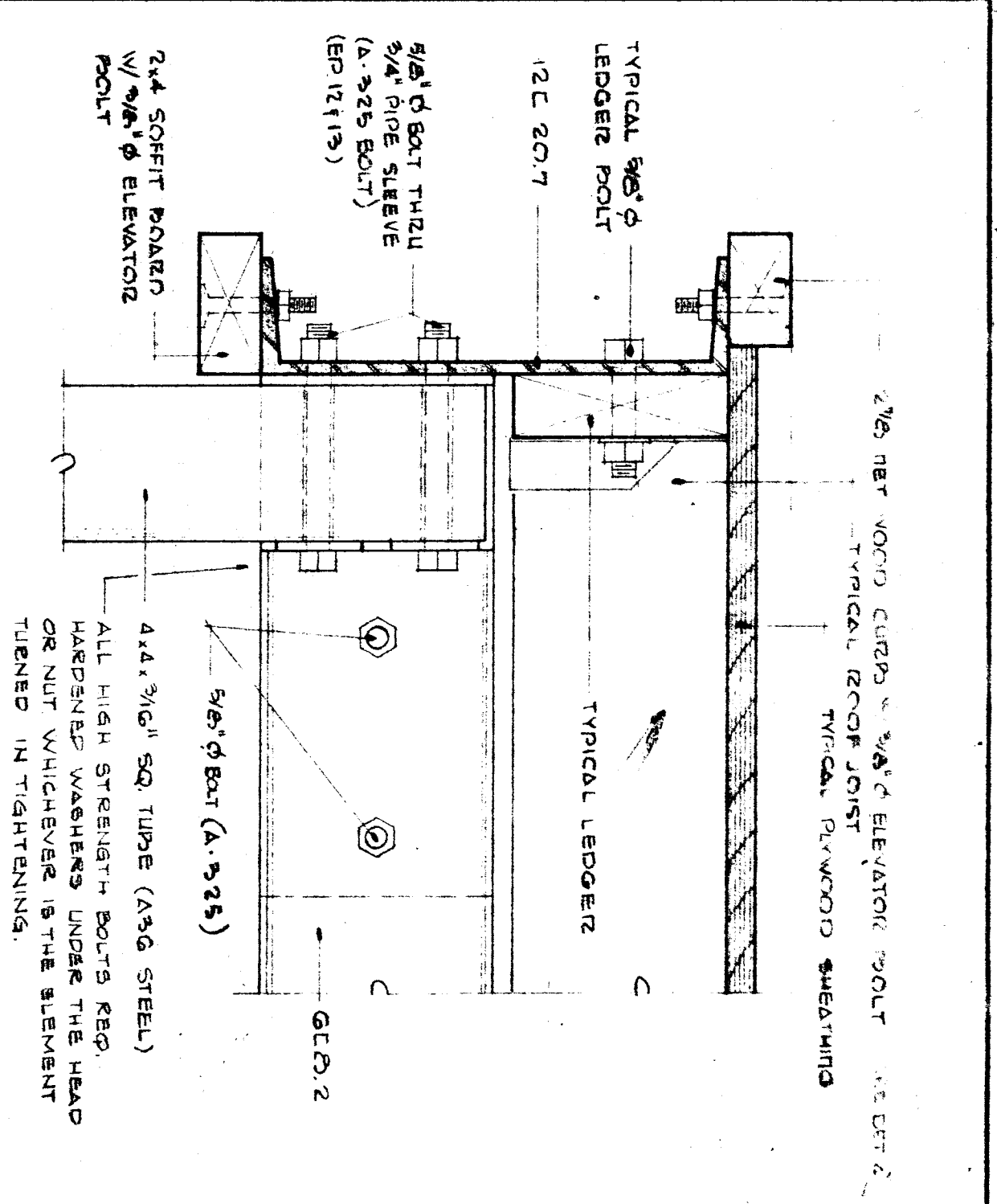
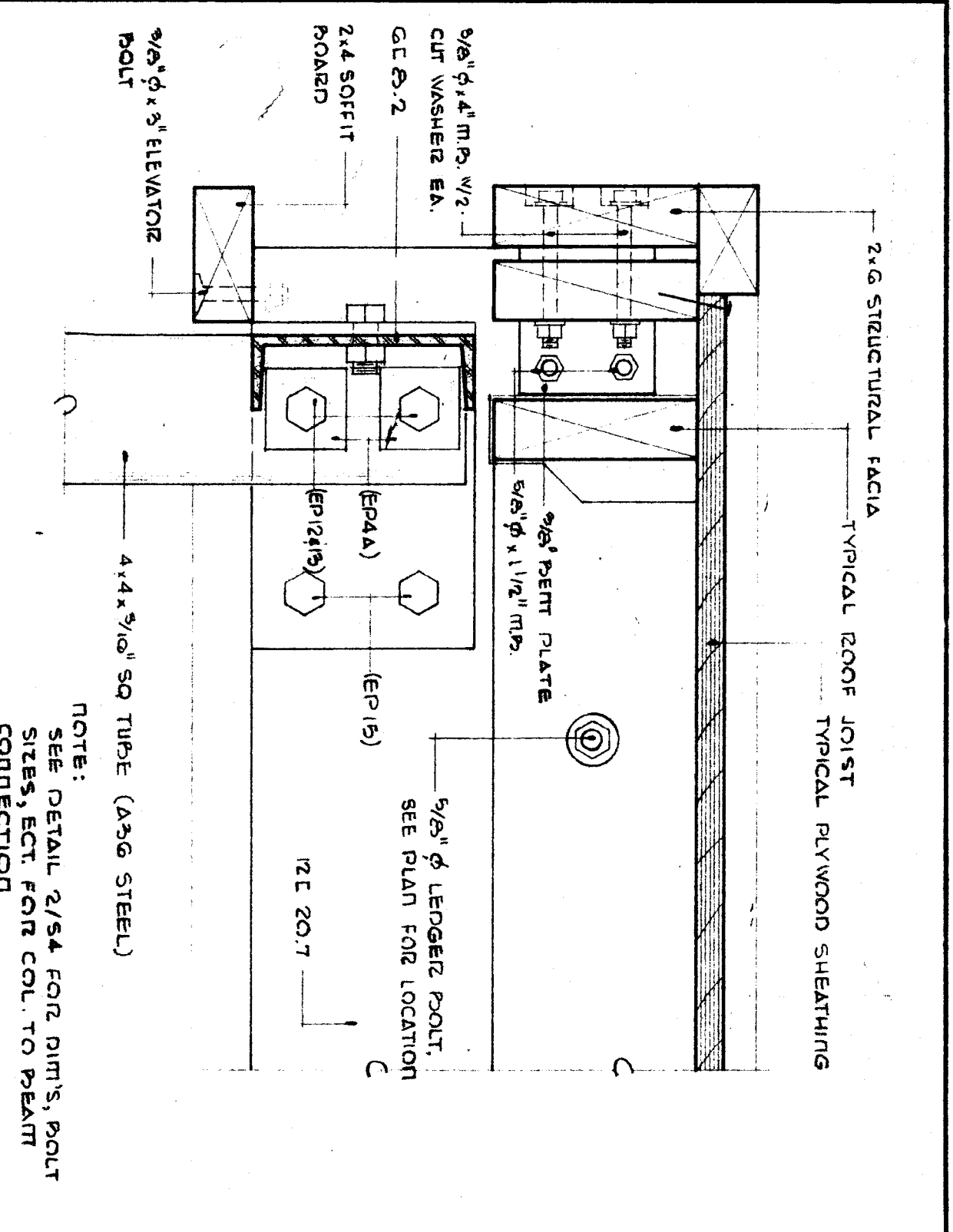
4 ROOF FRAMING PLAN - 3/8\"/>



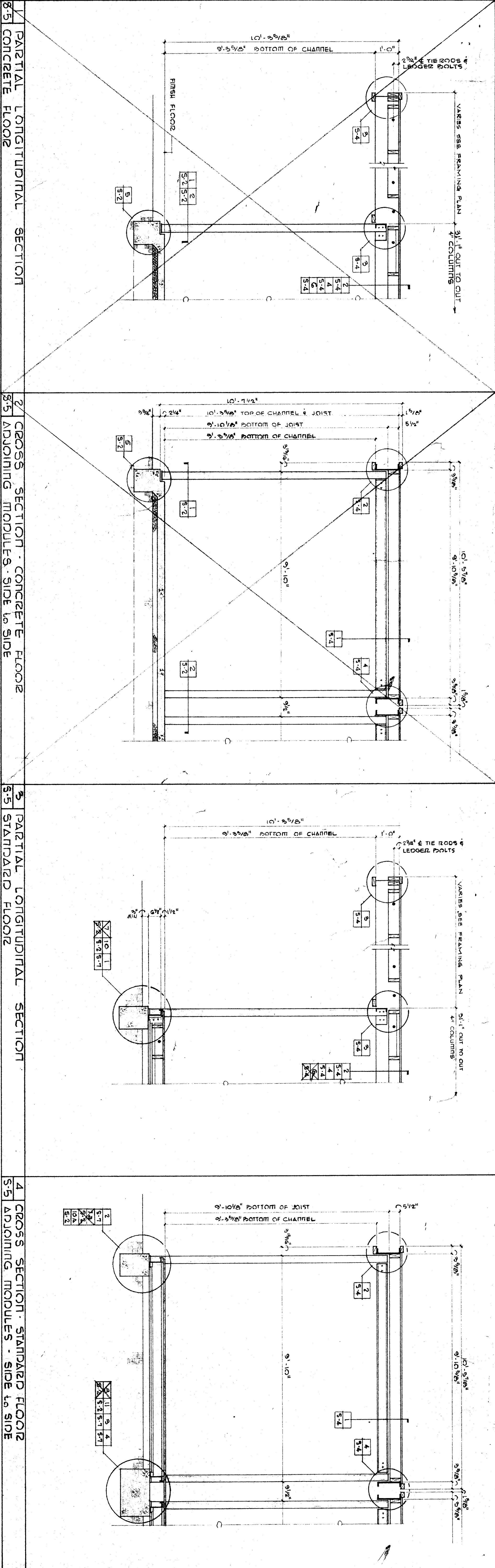
NOTE:
REMOVE 4x6 BULKY ON SIDE ROOF
WHERE BR-28'S DO NOT HIT ROOF
JOIST.

BAKERSFIELD CITY SCHA DIST
BAKERSFIELD, CALIFORNIA

BY	REVISIONS	DATE	NO.	SET NO.	REFERENCE PLAN
<p>The acceptance of this plan set constitutes agreement that the design, shop drawing and specifications for the project shall be used solely for said project and shall not be exhibited, delivered or transferred to anyone or to any other party without the written consent of Speedspace Corporation.</p>					
APPROVED BY		APPROVED BY			
STATE ARCHITECT OFFICE OF ARCHITECTURE & CONSTRUCTION 322 G ST SACRAMENTO, CALIFORNIA 95834		KING BRINDEN STEINHAUER KING ARCHITECTS, ENGINEERS 1101 W. BISHOP BLVD SACRAMENTO, CALIF. 95833			
SPEEDSPACE CORPORATION RELOCATABLE BUILDINGS P.O. Box 500 - Santa Fe, California 95401 Telephone (907) 344-1861		SHEET NO. 5-3 14 OF 31			



BY		REVISIONS		DATE		NO.		SET NO.		REFERENCE PLAN	
<p>The acceptance of this plan set constitutes agreement that the design, shop drawing and specifications for the project shall be the responsibility of the architect and shall not be construed as a warranty or guarantee of any kind or in part without the written consent of Speedspace Corporation.</p>											
APPROVED BY				APPROVED BY				APPROVED BY			
<p>3 2 6 8 2 APPROVED 007 31 1993</p>				<p>STATE FIRE MARSHAL</p>				<p>SCHOOL DISTRICT</p>			
OFFICE OF ARCHITECTURE & CONSTRUCTION				STATE FIRE MARSHAL				SCHOOL DISTRICT			
<p>ROOF FRAMING DETAILS</p>				<p>BAKERSFIELD CITY S.D.</p>				<p>BAKERSFIELD, CALIFORNIA</p>			
<p>Mr. Hyman</p>				<p>Mr. Hyman</p>				<p>Mr. Hyman</p>			
<p>RELOCATABLE BUILDINGS</p>				<p>RELOCATABLE BUILDINGS</p>				<p>RELOCATABLE BUILDINGS</p>			
<p>P.O. Box 500 - Santa Ana, California 92701</p>				<p>P.O. Box 500 - Santa Ana, California 92701</p>				<p>P.O. Box 500 - Santa Ana, California 92701</p>			
<p>Telephone (714) 544-1401</p>				<p>Telephone (714) 544-1401</p>				<p>Telephone (714) 544-1401</p>			
<p>SPEEDSPACE CORPORATION</p>				<p>SPEEDSPACE CORPORATION</p>				<p>SPEEDSPACE CORPORATION</p>			
<p>SHEET NO. 5-4</p>				<p>SHEET NO. 5-4</p>				<p>SHEET NO. 5-4</p>			
<p>15 OF 31</p>				<p>15 OF 31</p>				<p>15 OF 31</p>			



1 PARTIAL LONGITUDINAL SECTION
5-5 CONCRETE FLOOR

2 CROSS SECTION - CONCRETE FLOOR
5-5 ADJOINING MODULES - SIDE TO SIDE

3 PARTIAL LONGITUDINAL SECTION
5-5 STANDARD FLOOR

4 CROSS SECTION - STANDARD FLOOR
5-5 ADJOINING MODULES - SIDE TO SIDE

BY	REVISIONS	DATE NO.	REFERENCE PLAN SET NO.

APPROVED BY
 STATE OF CALIFORNIA
 DEPARTMENT OF GENERAL SERVICES
 82682 APPROVED DATE 1/19/89

APPROVED BY
 STATE FIRE MARSHAL


APPROVED BY
 SCHOOL DISTRICT

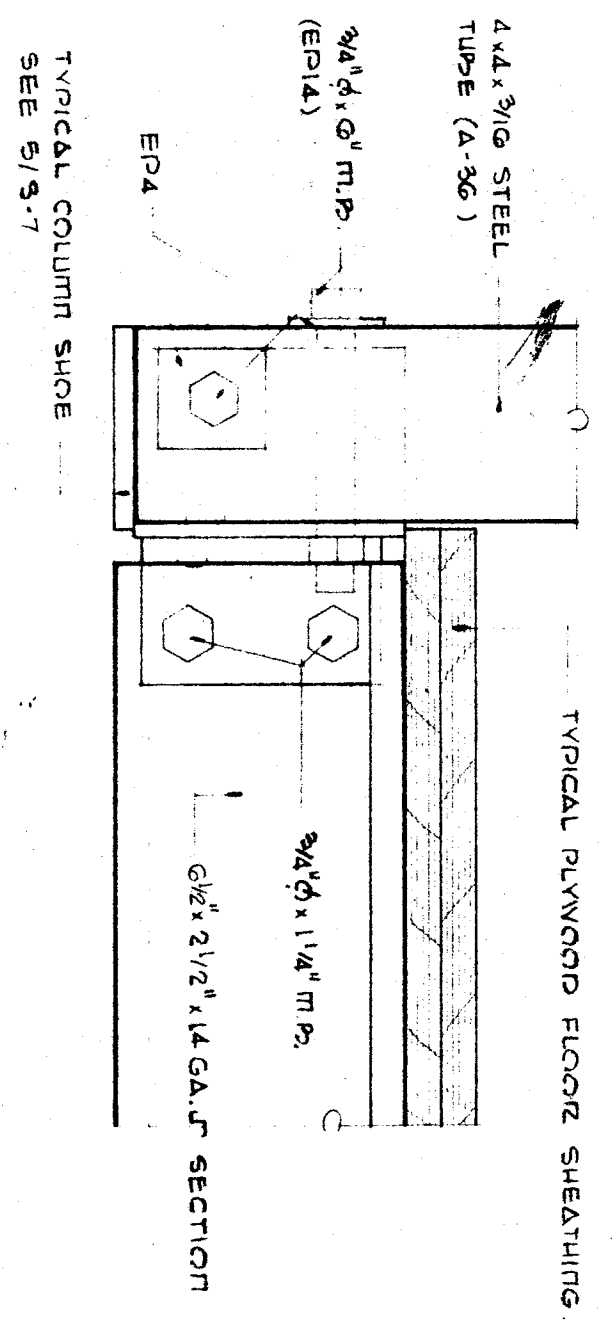
DRAWN BY
 CHECKED BY
 DATE

STRUCTURAL SECTIONS 1/2" = 1'-0"
 BAKERSFIELD CITY SCH. DIST.
 BAKERSFIELD, CALIFORNIA

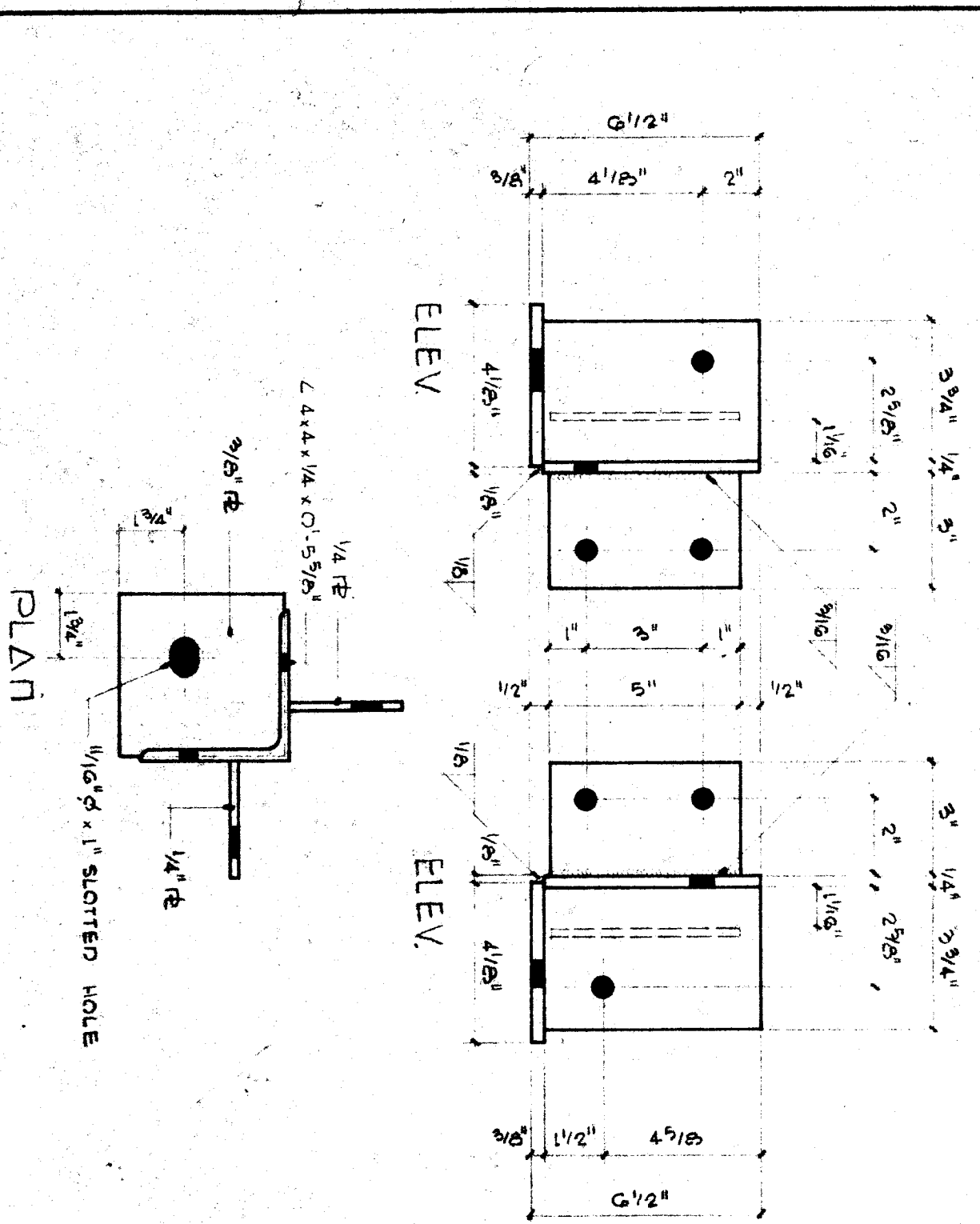
SPEEDSPACE CORPORATION
 RELOCATABLE BUILDINGS
 20, Box 280 - Santa Rosa, California 95401
 Telephone: (707) 544-1651

SPEEDSPACE JOB NO.
 SHEET NO. 5-5
 17 OF 31

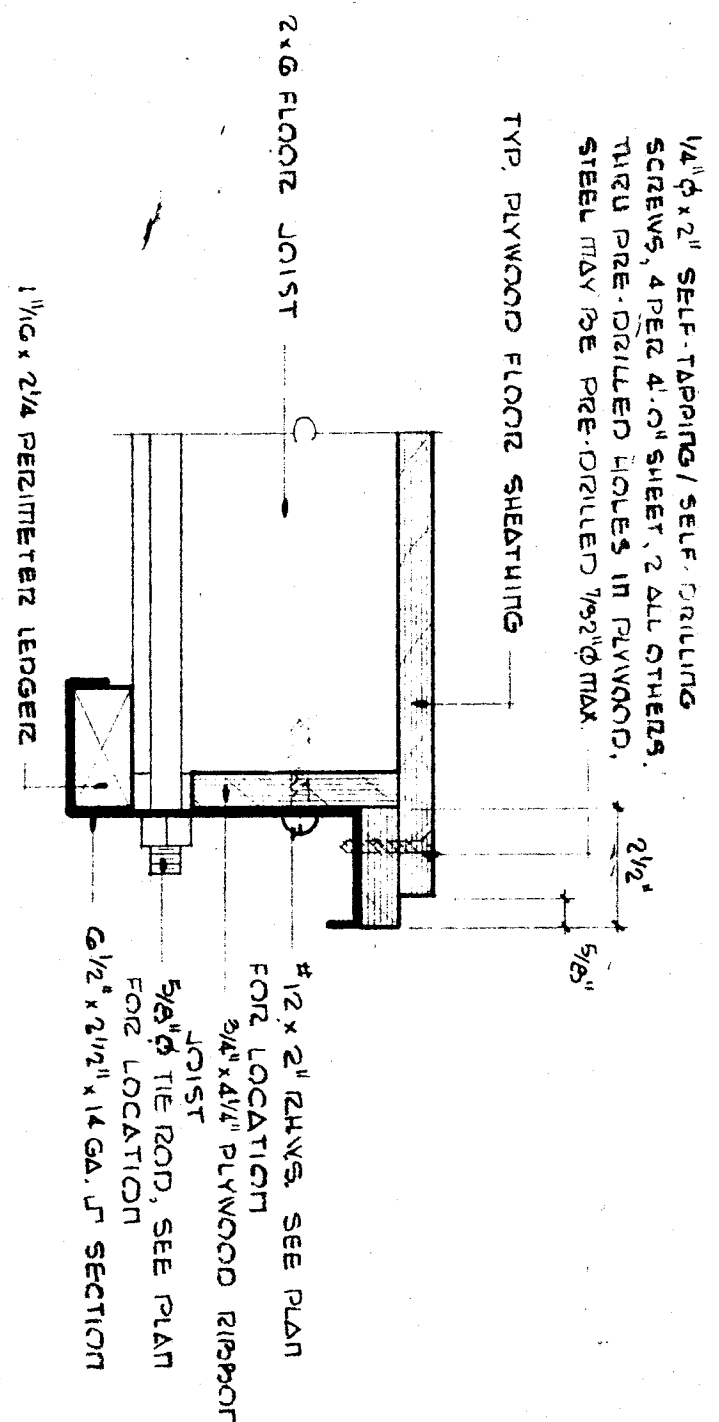




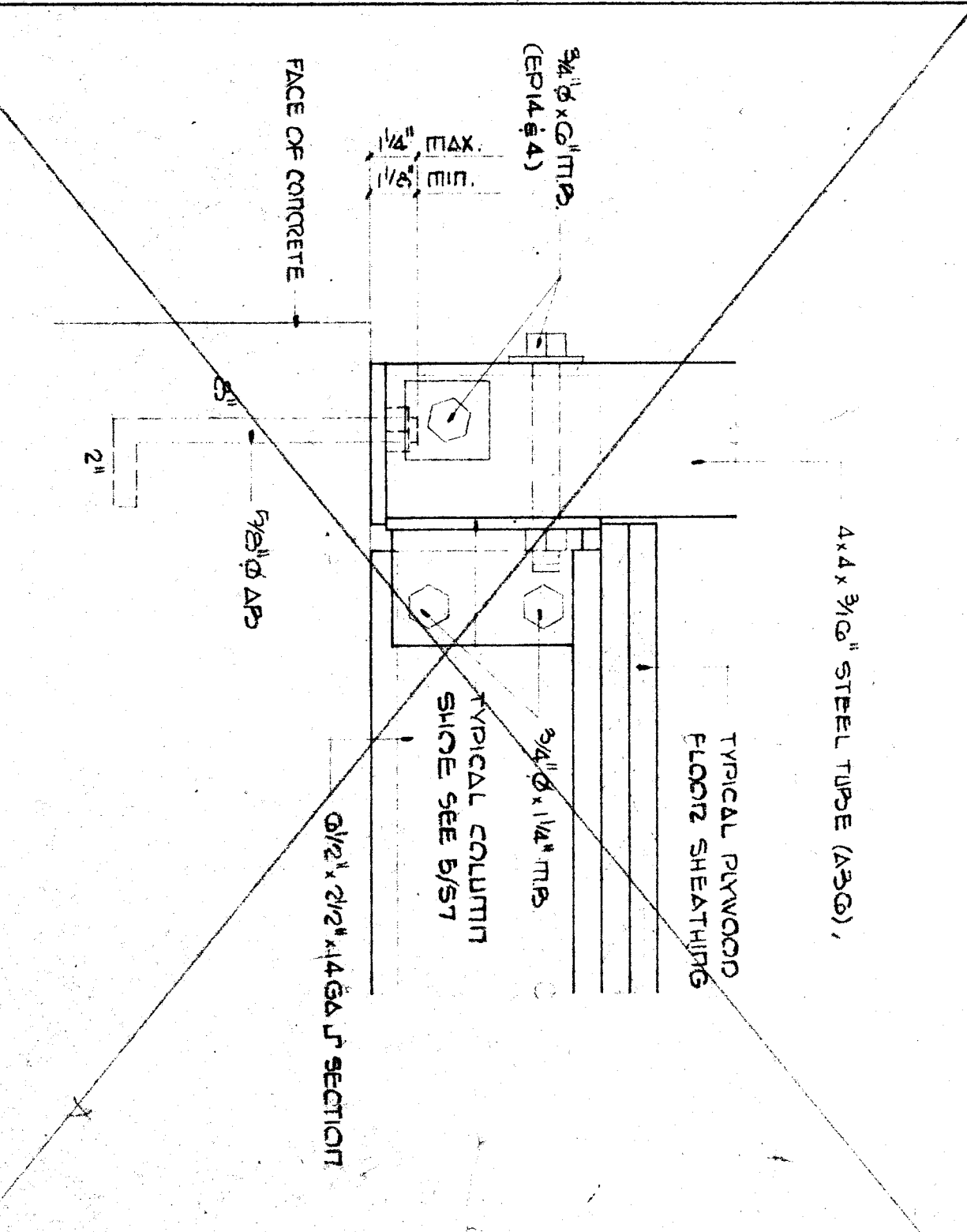
1 ELEVATION of COLUMN & SHOE



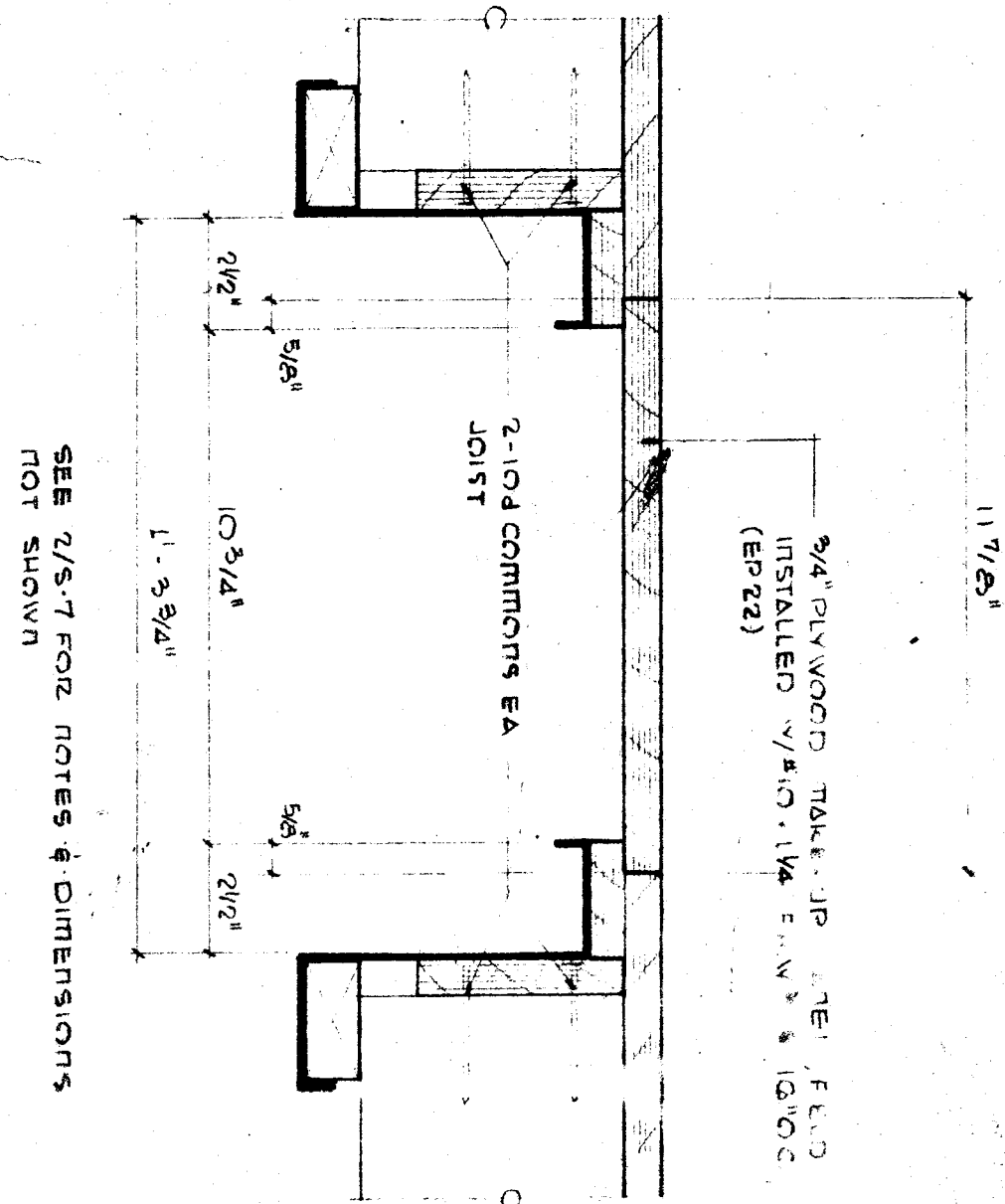
5 COLUMN SHOE DETAIL



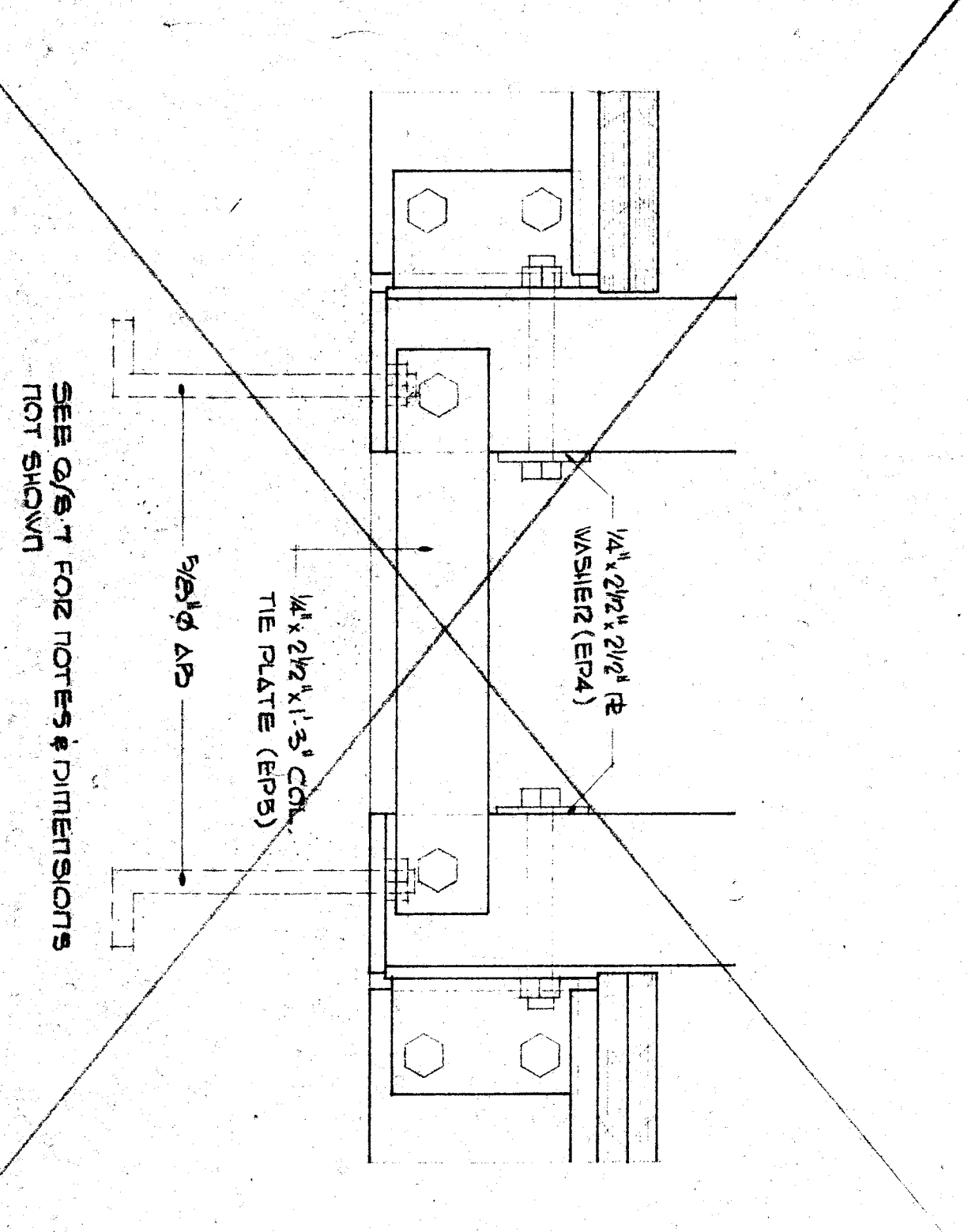
2 FLOOR DETAIL



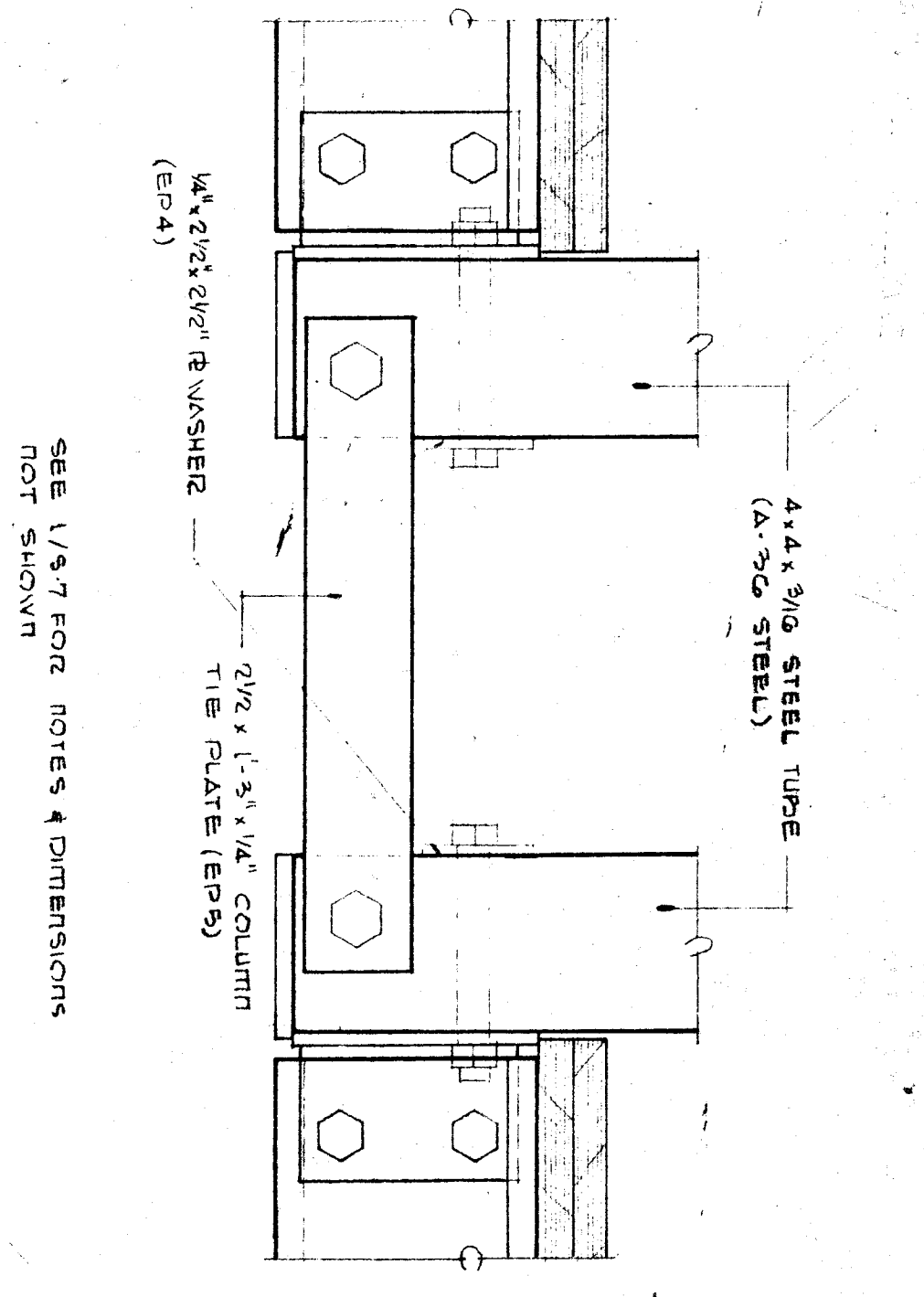
6 ELEVATION of COLUMN & SHOE - DOUBLE UNIT



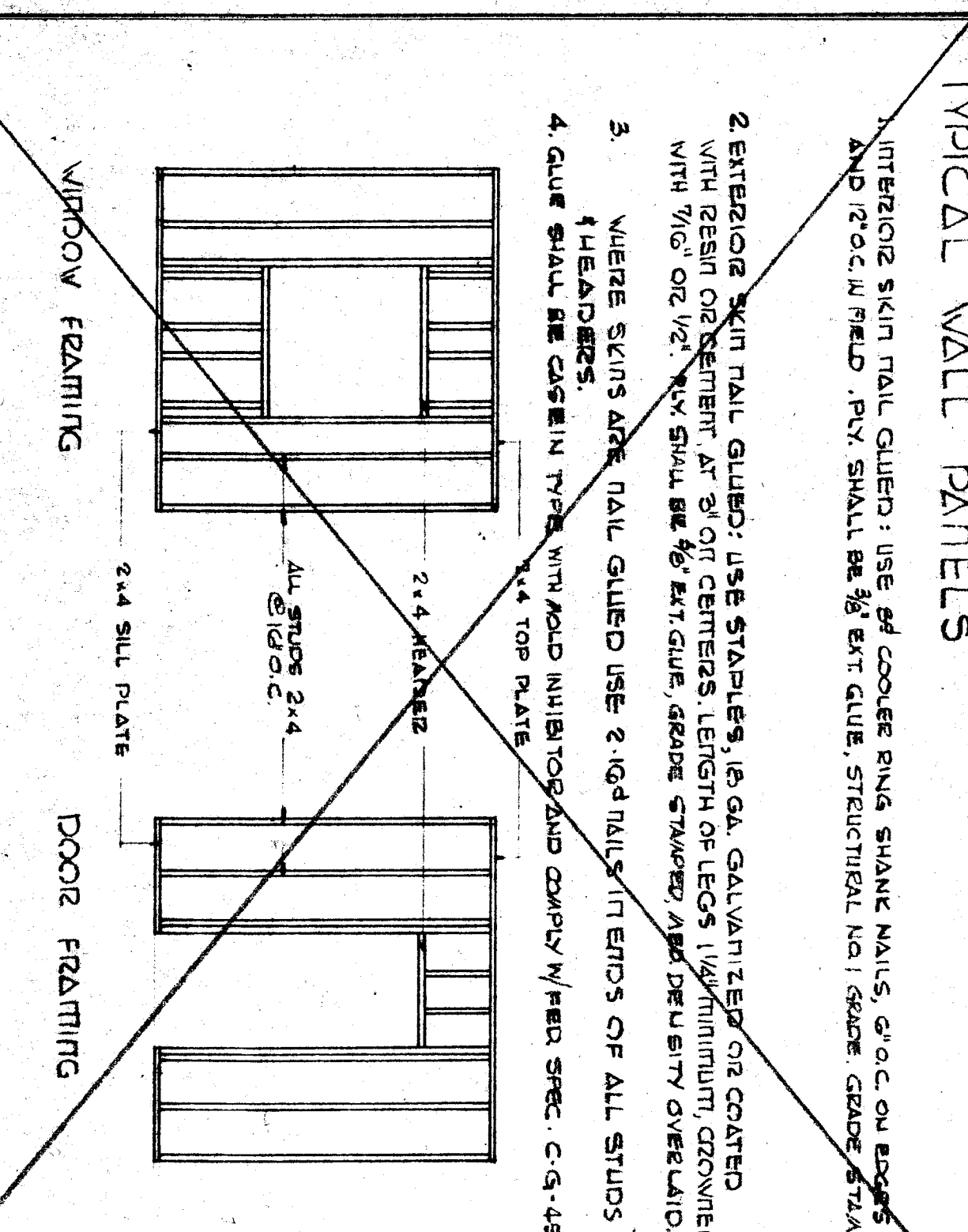
3 FLOOR DETAIL



7 COLUMN TIE DETAIL - DOUBLE UNIT



4 COLUMN TIE DETAIL



8 WINDOW OPENINGS

BY	REVISIONS	DATE	NO.	SET NO.	REFERENCE PLAN

APPROVED BY

3 2 6 8 2 APPROVED

OFFICE OF ARCHITECTURE & CONSTRUCTION

APPROVED BY

STATE FIRE MARSHAL

APPROVED BY

SCHOOL DISTRICT

CHECKED BY

DATE

FLOOR FRAMING DETAILS 3-11-01

BAKERSTFIELD CITY SD

BAKERSTFIELD, CALIFORNIA

SPEEDSPACE CORPORATION

RELOCATABLE BUILDINGS

P.O. Box 590 - Santa Rosa, California 95401

Telephone: (707) 544-1641

ATC

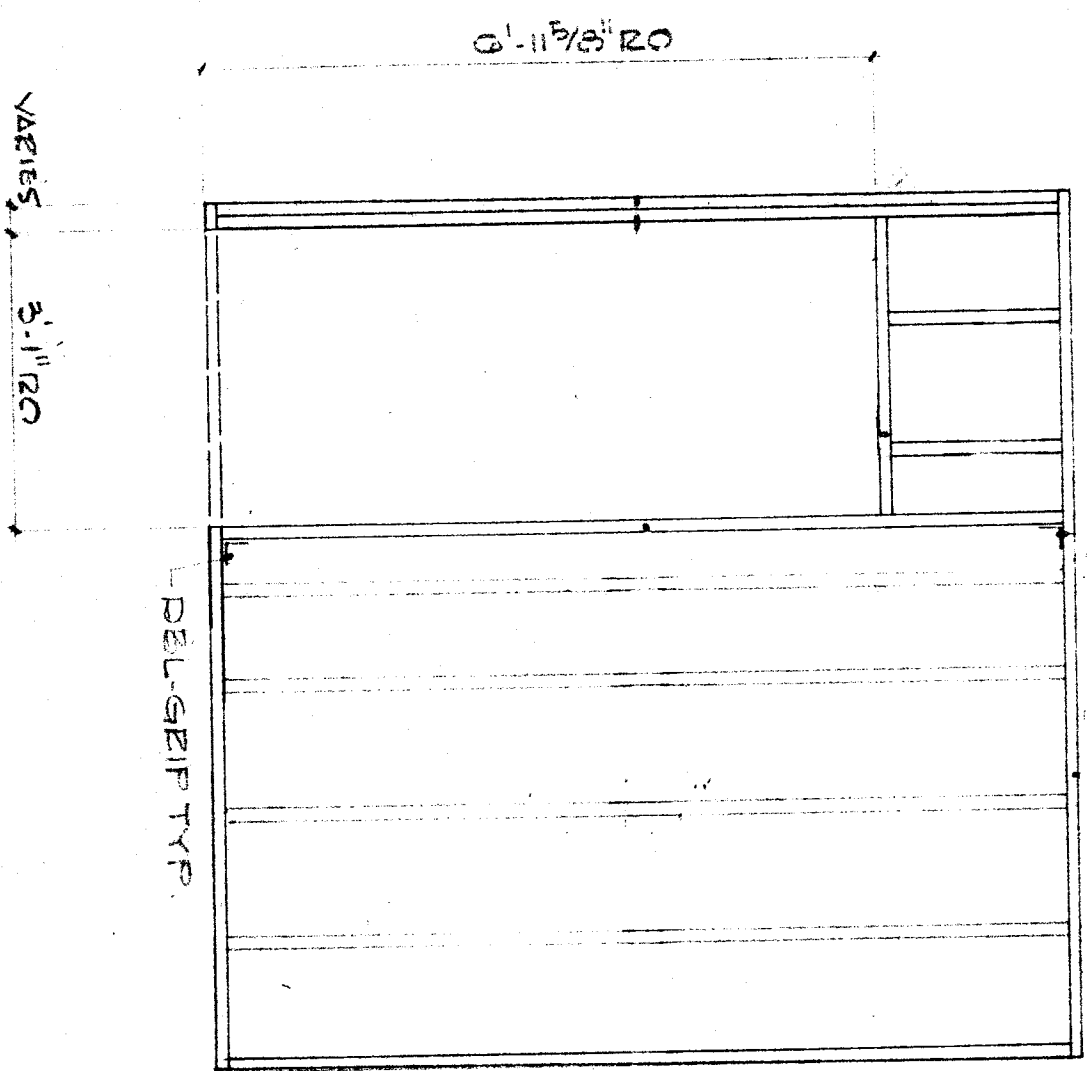
License # 1000000000

NO. 1000000000

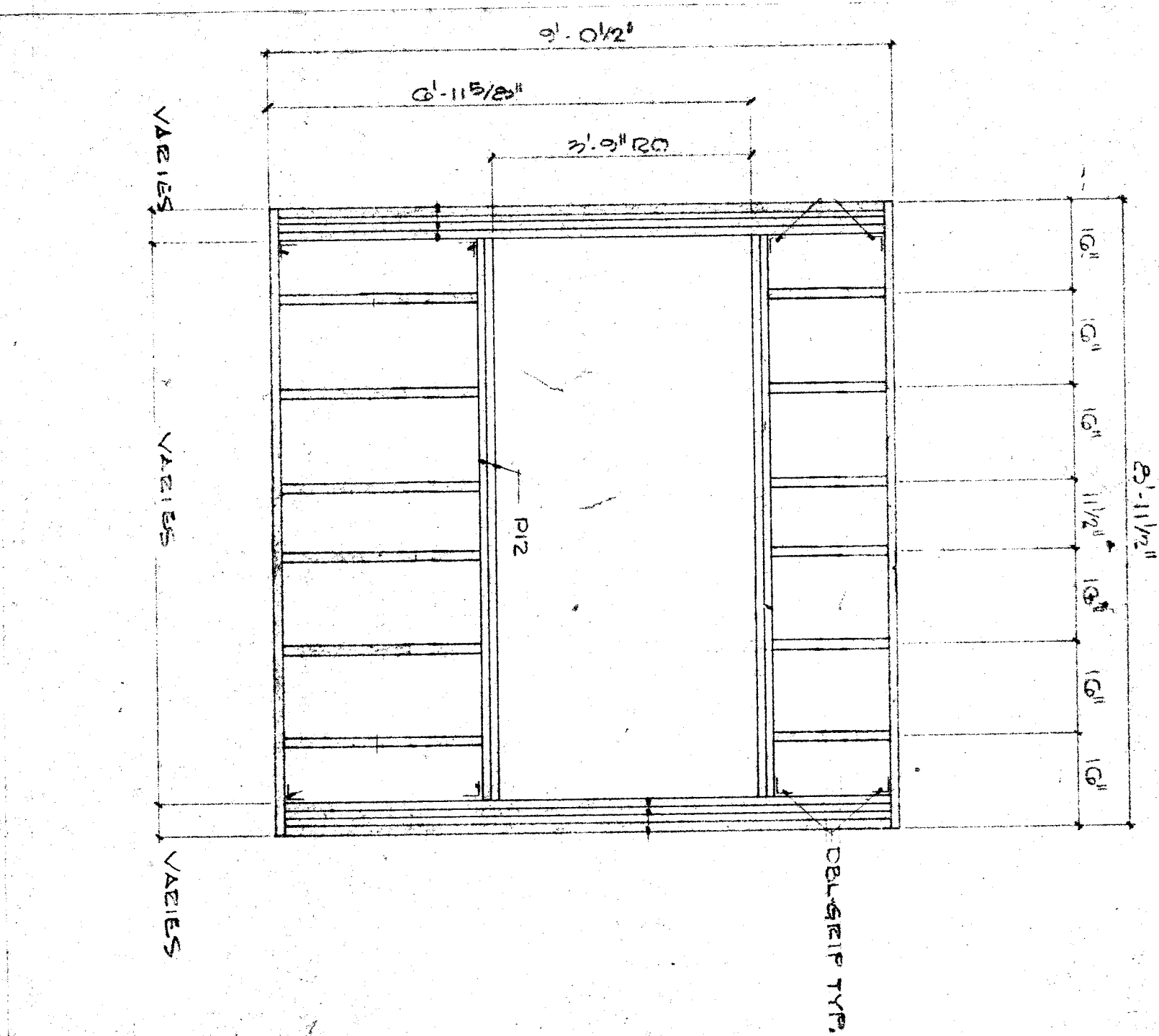
EXPIRES 12/31/01

SHEET NO. 5-7

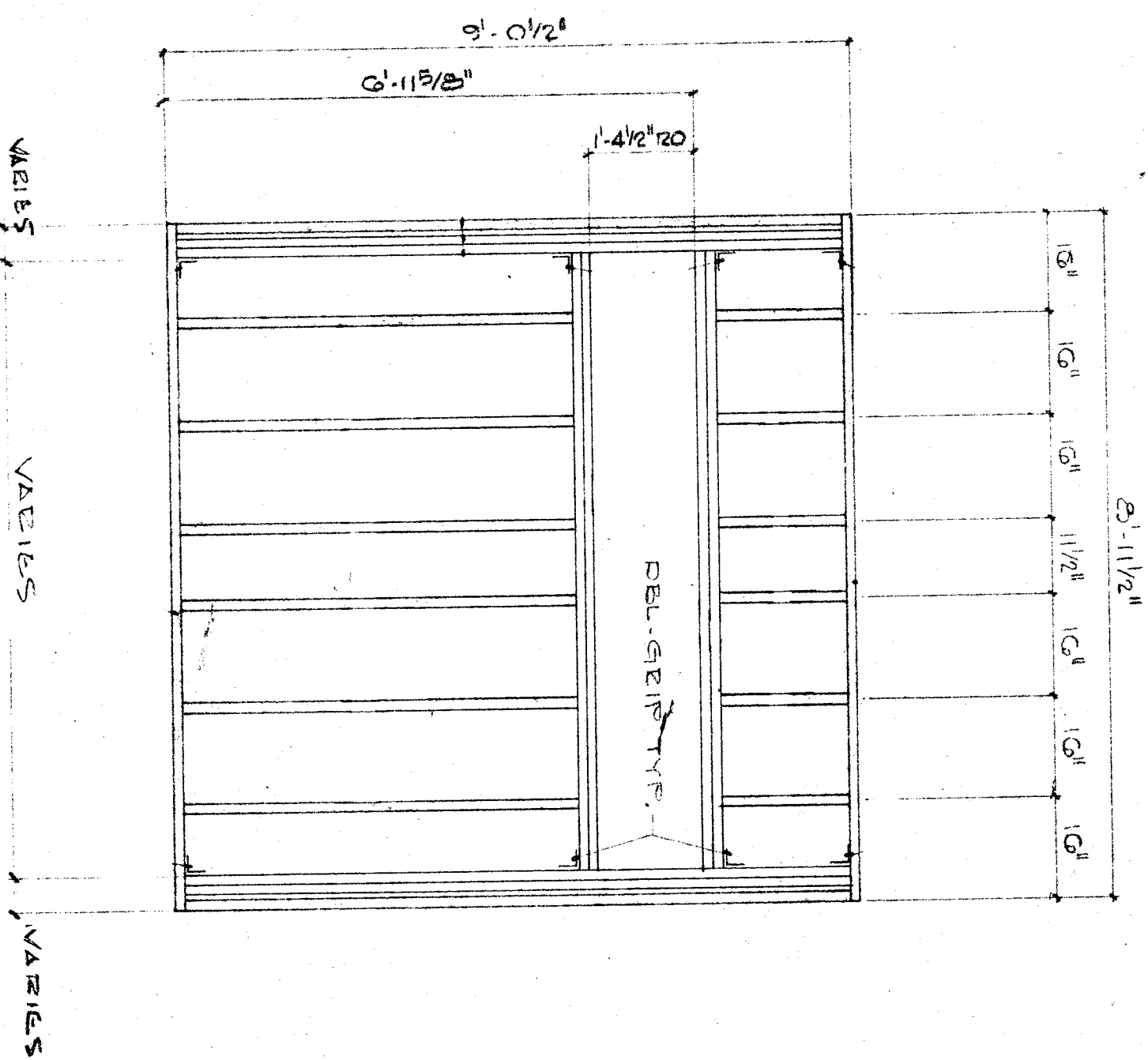
DOF 31



TYPICAL Door Opening



TYPICAL Window Opening



TYPICAL M/Vent Opening

TYPICAL WALL PANELS

1. INTERIOR SKIN NAIL GLUED USE #8 COOLER RING SHANK NAILS, 2" O.C. ON EDGES AND 12" O.C. IN FIELD. PLY SHALL BE 3/8" EXT GUE, STRUCTURAL NO. 1, GRADE, GRADE STAMPED.
2. EXTERIOR SKIN NAIL GLUED: USE STAPLES, 16 GA. GALVANIZED OR COATED WITH RESIN OR CEMENT, AT 3" ON CENTERS, LENGTH OF LEGS 1 1/4" MINIMUM, CORNERS WITH 7/8" OR 1" V.C. PLY SHALL BE 3/8" EXT. GUE, GRADE STAMPED AND DEW BERRY OVERLAP.
3. WHERE SKINS ARE NAIL GLUED USE 2" X 4" RAILS IN ENDS OF ALL STUDS. 1" HEADERS.
4. GLUE SHALL BE GOSSELIN TYPE WITH ADD INHIBITOR AND COMPLY WITH SPEC. C-9, 488.

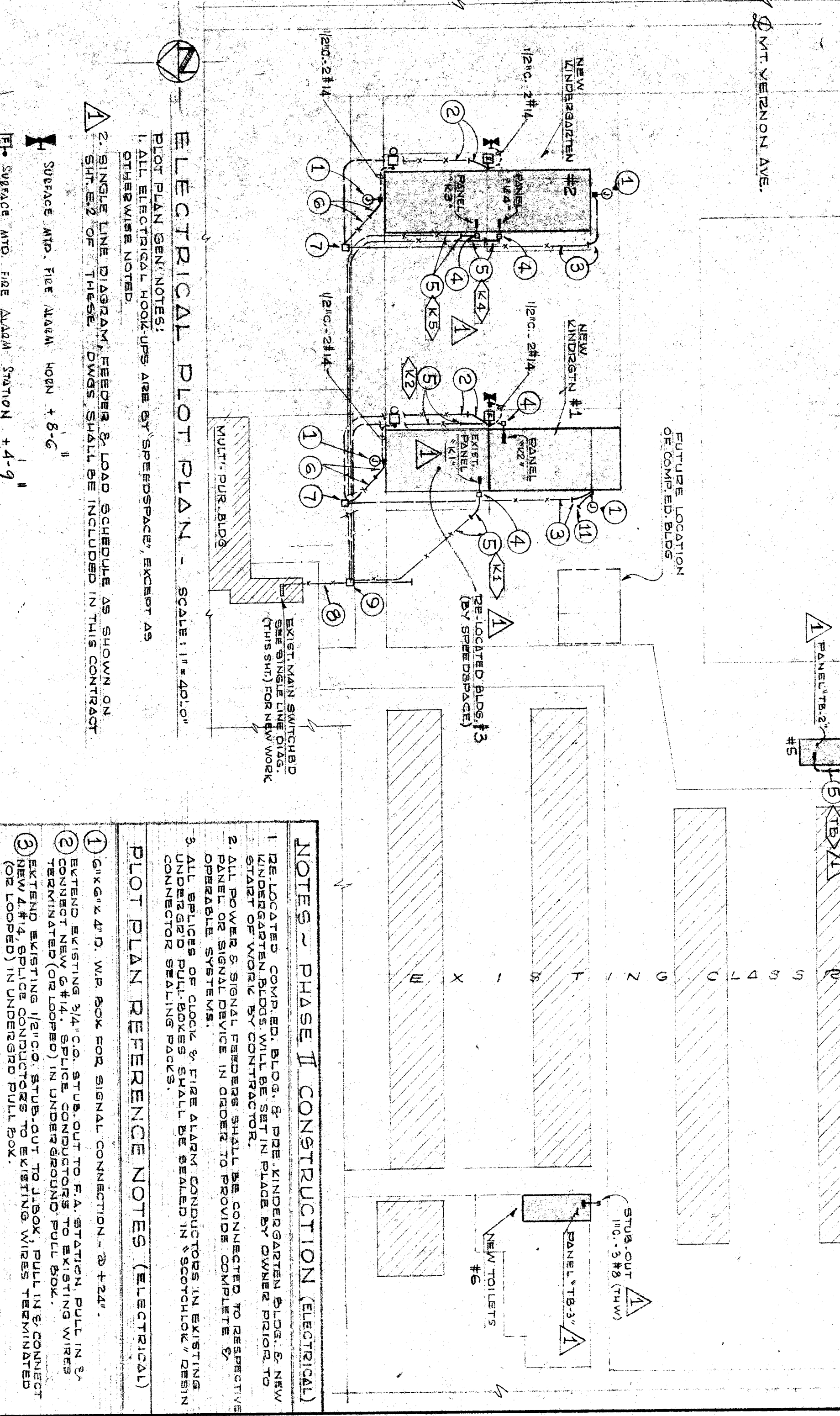
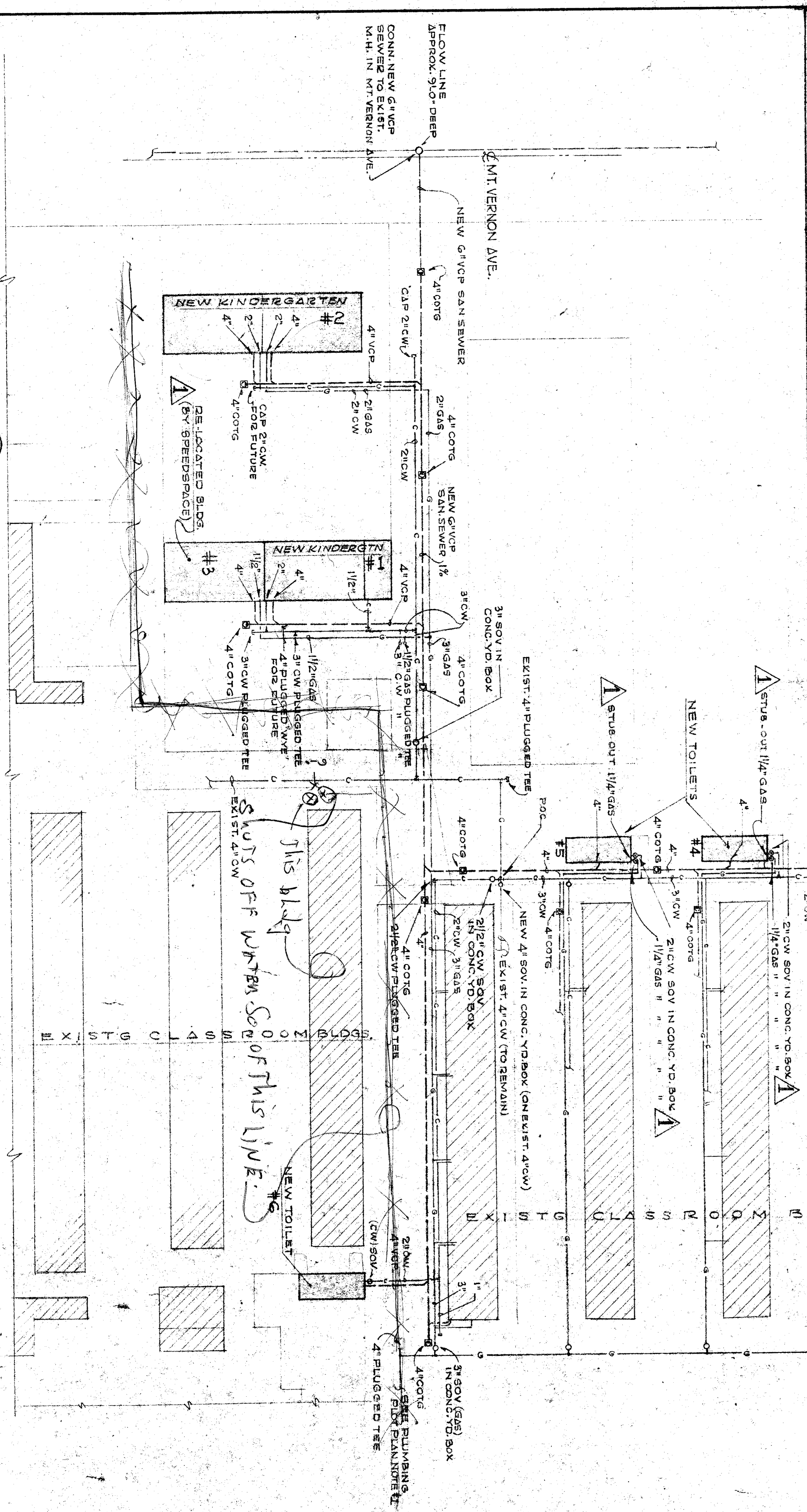
REVISIONS NO. DATE SET NO.	APPROVED BY 32682 APPROVED OCT 31 1989 OFFICE OF ARCHITECTURE & CONSTRUCTION	APPROVED BY STATE FIRE MARSHAL	APPROVED BY SHERMAN DISTRICT	DRAWN BY SYDNEY	CHECKED BY DATE	KIM B. BRINCOFF-STEMMANN KING CONSULTING ENGINEERS 12311 BURNBROOK DRIVE SHERMAN OAKS CALIF. 91103	WALL PANEL FRAMING BAKERSFIELD CITY SD BAKERSFIELD, CALIF.	SPEEDSPACE CORPORATION RELOCATABLE BUILDINGS P.O. Box 390 - Santa Rosa, California 95401 Telephone (707) 344-1951	SHEET NO. 11 22 OF 31
-------------------------------	--	-----------------------------------	---------------------------------	--------------------	--------------------	---	--	--	------------------------------------

PLUMBING LEGEND

SYMBOL	DESCRIPTION
W.C.	WALL CLEAN OUT
C.O.G.	CLEAN OUT TO GRADE
F.D.	FLOOR DRAIN
S.P.R.	SPRINKLER (HEAD)
V.T.R.	VENT THRU ROOF
OS&V	OUTSIDE SCREEN & YOKER (VALVE)
SOV	SHUT OFF VALVE
GAS (S)	GAS (S)
C.W.	COLD WATER (CW)
H.W.	HOT WATER (HW)
W	WASTE (W)
SO	SOIL (S&W)
VENT (V)	VENT (V)

CONSTRUCTION LEGEND

NEW OR RELOCATED STRUCTURE -
UTILITY CONNECTIONS UNDER THIS CONTRACT EXCEPT AS NOTED.
EXISTING STRUCTURE - NO WORK



GENERAL NOTES (PLUMBING)

1. ALL PIPING SHALL BE RUN CONCEALED, IN PARTITIONS, WALLS, FURRED CEILING OR BELOW FLOOR, UNLESS OTHERWISE NOTED.
2. DO NOT SCALE FLOOR PLAN DRAWINGS FOR EXACT LOCATIONS OF PIPE RUNS.
3. INSTALL TO BEST SUIT FIELD CONDITIONS.
4. ALL VALVES AND ACCESSIBILITIES PROVIDED.
5. ALL VALVES AND COCKS ARE LINE SIZE, UNLESS OTHERWISE NOTED.
6. ALL PIPES SHALL BE RUN TO AVOID ARCHITECTURAL OPENINGS, CLOUTWORK, LIGHT FIXTURES, STRUCTURAL MEMBERS & OTHER COSTLY LOCATIONS OF ALL PLUMBING FIXTURES.
7. REFER TO ARCHITECTURAL DRAWINGS FOR EXACT LOCATIONS OF ALL PLUMBING FIXTURES.
8. ALL EXTERIOR PIPING SHALL BE BURIED 24" (MINIMUM) TO GROUND.
9. SLOPE ALL HORIZONTAL SOIL & WASTE PIPING 1/4" PER FOOT WITHIN BUILDINGS & 1/8" PER FOOT OUTSIDE BUILDINGS.
10. ALL SEWER PIPES SHALL BE 4" DIA. UNLESS OTHERWISE NOTED.
11. PROVIDE CLEAN-OUT TO GRADE AT MAXIMUM INTERVALS OF 50'-0" ON ALL SANITARY & RAINWATER SEWER PIPING.
12. SET FLOOR DRAIN FLUSH WITH FINISHED FLOOR AT LOW POINT.

LOCAL SCHEDULE OF PLUMBING CONNECTIONS

SWAMP	DESCRIPTION	VENT	SOIL	COLD	HOT
(P1)	WATER CLOSET	2"	4"	1"	-
(P2)	URINAL	1 1/2"	2"	1/2"	-
(P3)	LAVATORY	1 1/2"	2"	1/2"	1/2"
(P4)	SINK (WASH)	1 1/2"	2"	1/2"	1/2"
(P5)	DRAINING FOUNTAIN	1 1/2"	2"	1/2"	-
(P6)	FLOOR DRAIN	2"	3"	-	-

PLUMBING & ELECTRICAL PLOT PLANS

BAKERSFIELD CITY SCHOOL DIST.
BAKERSFIELD, CALIFORNIA

REVISIONS

BY	NO.	DATE	DESCRIPTION

APPROVED BY

DATE: 01/31/1969

APPROVED BY

PLUMBING & ELECTRICAL PLOT PLANS

BAKERSFIELD CITY SCHOOL DIST.
BAKERSFIELD, CALIFORNIA

SPEEDSPACE CORPORATION

RELOCATABLE BUILDINGS

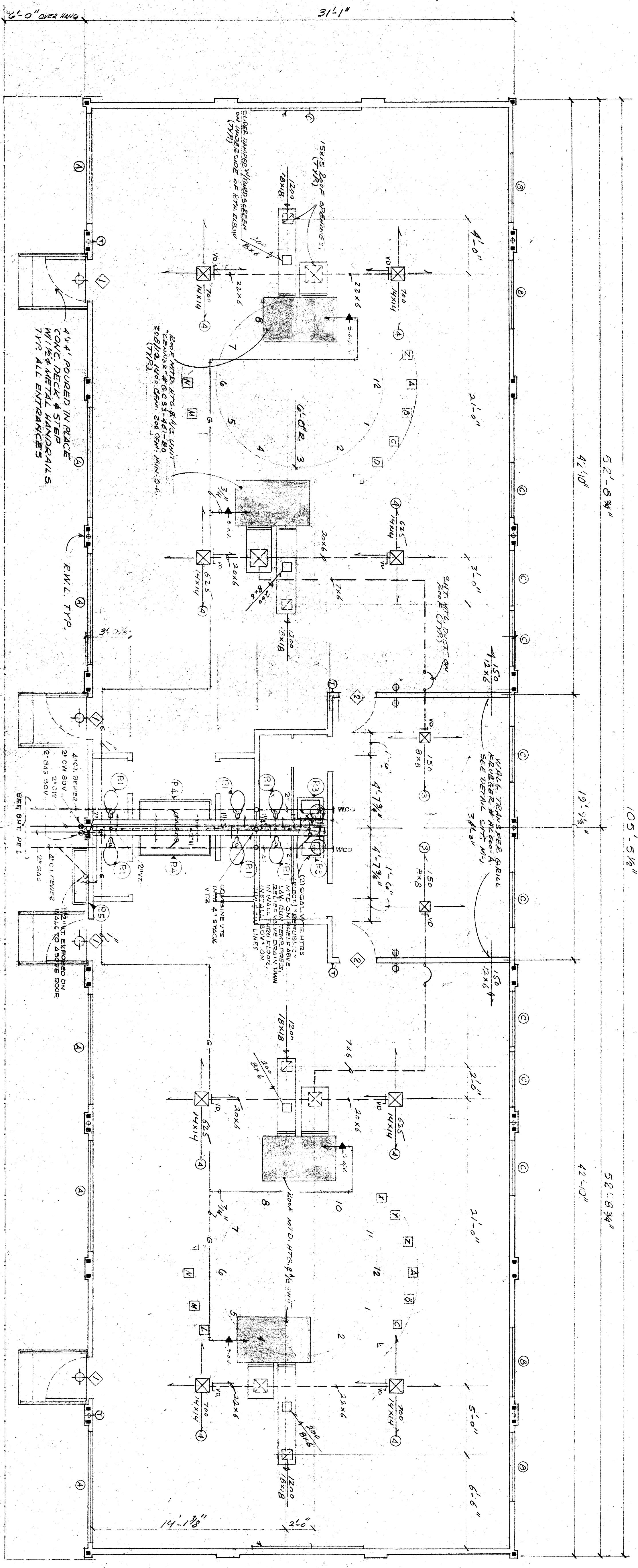
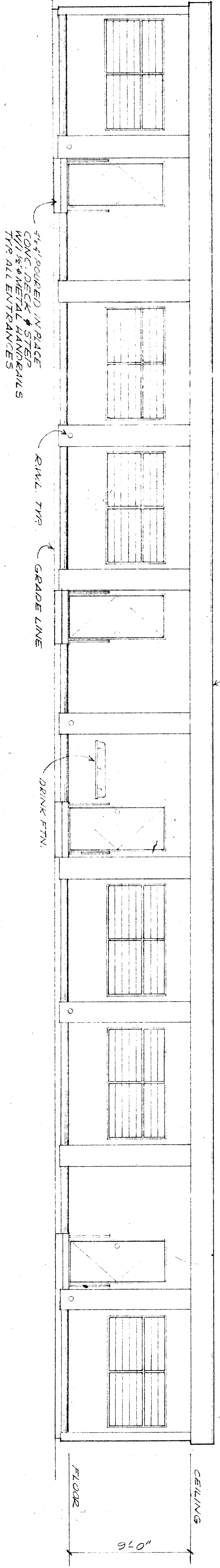
P.O. Box 390 - Santa Rosa, California 95401
Telephone: (707) 544-1661

ATC

SHIELD NO. 125 OF 31

- NOTES:**
1. ALL FEEDERS ARE SPECIFIED TO BE: "THW" (INSULATION); ALSO, ALL FIRE ALARM & CLOCK WIRING TO BE "THW".
 2. ALL PIPING SHALL BE RUN CONCEALED, IN PARTITIONS, WALLS, FURRED CEILING OR BELOW FLOOR, UNLESS OTHERWISE NOTED.
 3. DO NOT SCALE FLOOR PLAN DRAWINGS FOR EXACT LOCATIONS OF PIPE RUNS.
 4. ALL VALVES AND ACCESSIBILITIES PROVIDED.
 5. ALL VALVES AND COCKS ARE LINE SIZE, UNLESS OTHERWISE NOTED.
 6. ALL PIPES SHALL BE RUN TO AVOID ARCHITECTURAL OPENINGS, CLOUTWORK, LIGHT FIXTURES, STRUCTURAL MEMBERS & OTHER COSTLY LOCATIONS OF ALL PLUMBING FIXTURES.
 7. REFER TO ARCHITECTURAL DRAWINGS FOR EXACT LOCATIONS OF ALL PLUMBING FIXTURES.
 8. ALL EXTERIOR PIPING SHALL BE BURIED 24" (MINIMUM) TO GROUND.
 9. SLOPE ALL HORIZONTAL SOIL & WASTE PIPING 1/4" PER FOOT WITHIN BUILDINGS & 1/8" PER FOOT OUTSIDE BUILDINGS.
 10. ALL SEWER PIPES SHALL BE 4" DIA. UNLESS OTHERWISE NOTED.
 11. PROVIDE CLEAN-OUT TO GRADE AT MAXIMUM INTERVALS OF 50'-0" ON ALL SANITARY & RAINWATER SEWER PIPING.
 12. SET FLOOR DRAIN FLUSH WITH FINISHED FLOOR AT LOW POINT.

- NOTES - PHASE I CONSTRUCTION (ELECTRICAL)**
1. RELOCATED BUILDINGS, FEEDERS & LOAD SCHEDULE AS SHOWN ON SURFACE OF THIS DRAWING. DIMENSIONS SHALL BE INCLUDED IN THIS CONTRACT.
 2. SERVICE AND FIRE ALARM STATION + 4'-9"
- PLOT PLAN REFERENCE NOTES (ELECTRICAL)**
1. EXISTING 4" DIA. W.P. BOX FOR SIGNAL CONNECTION - 3" + 2"
 2. EXISTING 3/4" DIA. W.P. BOX FOR SIGNAL CONNECTION - 3" + 2"
 3. EXISTING 1/2" DIA. W.P. BOX FOR SIGNAL CONNECTION - 3" + 2"
 4. EXISTING 1/2" DIA. W.P. BOX FOR SIGNAL CONNECTION - 3" + 2"
 5. EXISTING 1/2" DIA. W.P. BOX FOR SIGNAL CONNECTION - 3" + 2"
 6. EXISTING 1/2" DIA. W.P. BOX FOR SIGNAL CONNECTION - 3" + 2"
 7. EXISTING 1/2" DIA. W.P. BOX FOR SIGNAL CONNECTION - 3" + 2"
 8. EXISTING 1/2" DIA. W.P. BOX FOR SIGNAL CONNECTION - 3" + 2"
 9. EXISTING 1/2" DIA. W.P. BOX FOR SIGNAL CONNECTION - 3" + 2"
 10. EXISTING 1/2" DIA. W.P. BOX FOR SIGNAL CONNECTION - 3" + 2"
 11. EXISTING 1/2" DIA. W.P. BOX FOR SIGNAL CONNECTION - 3" + 2"
 12. EXISTING 1/2" DIA. W.P. BOX FOR SIGNAL CONNECTION - 3" + 2"



THIS SHEET IS PART OF
 10/24/68 13502

REVISIONS	DATE	NO.

The acceptance of this plan set constitutes agreement that the design, shop drawing and specifications for the project noted shall be exhibited, delivered or transferred in whole or in part without the written consent of Speedspace Corporation.

APPROVED BY
 32482 APPROVED 08/21/68
 OFFICE OF ARCHITECTURE & CONSTRUCTION

APPROVED BY
 STATE FIRE MARSHAL

APPROVED BY
 SCHOOL DISTRICT

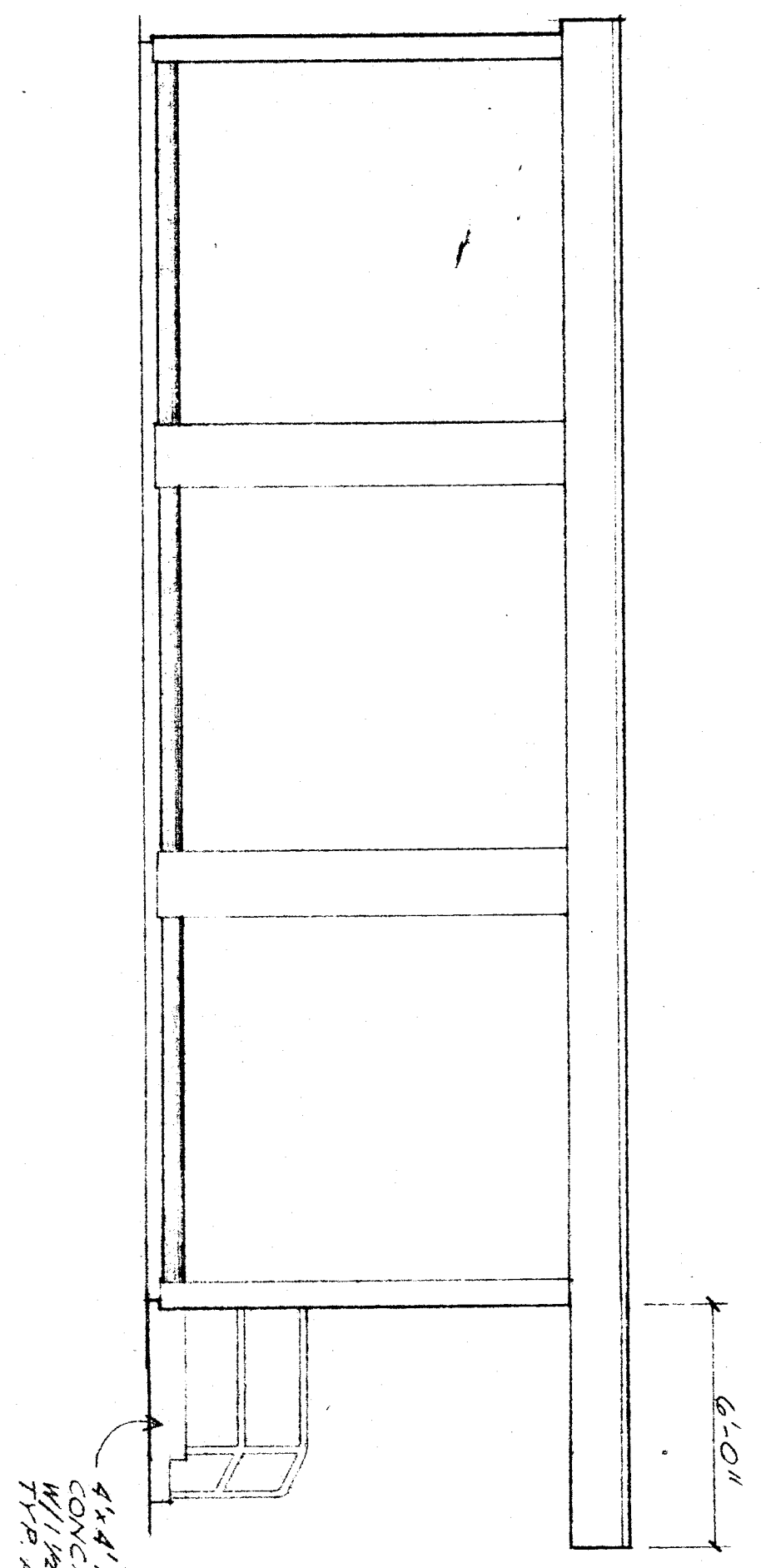
DATE
 8/23/68

FLOOR PLAN & ELEVATION
 BAKERSFIELD CITY S.D.
 BAKERSFIELD, CALIFORNIA

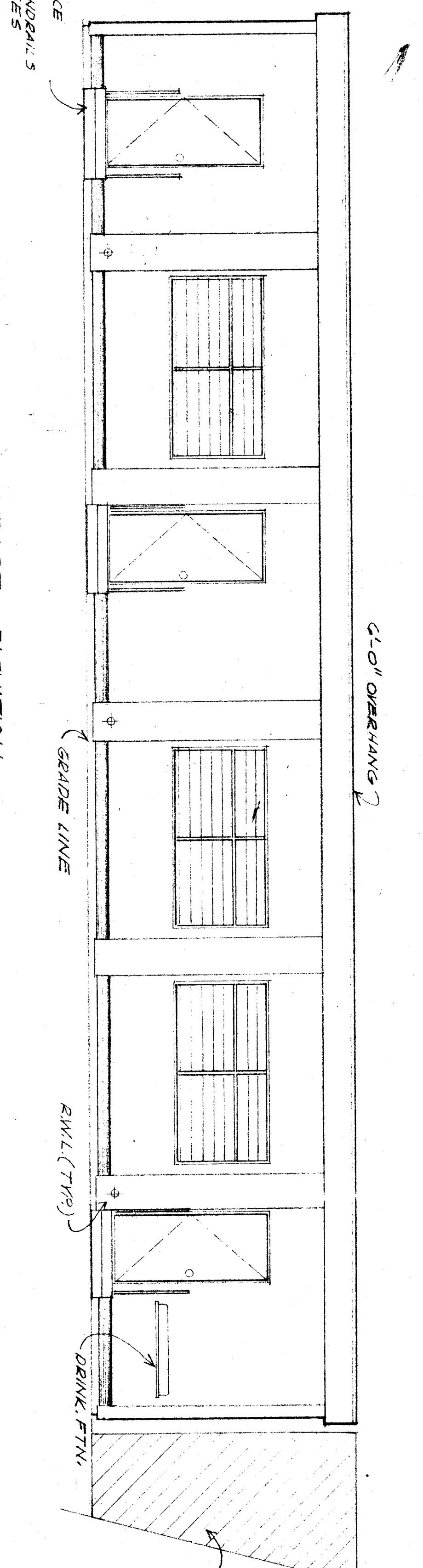
SPEEDSPACE CORPORATION
 RECONSTRUCTIBLE BUILDINGS
 P.O. Box 590 - Santa Rosa, California 95401
 Telephone (707) 544-1641

ATC
 Licensed Architect
 No. 100
 State of California

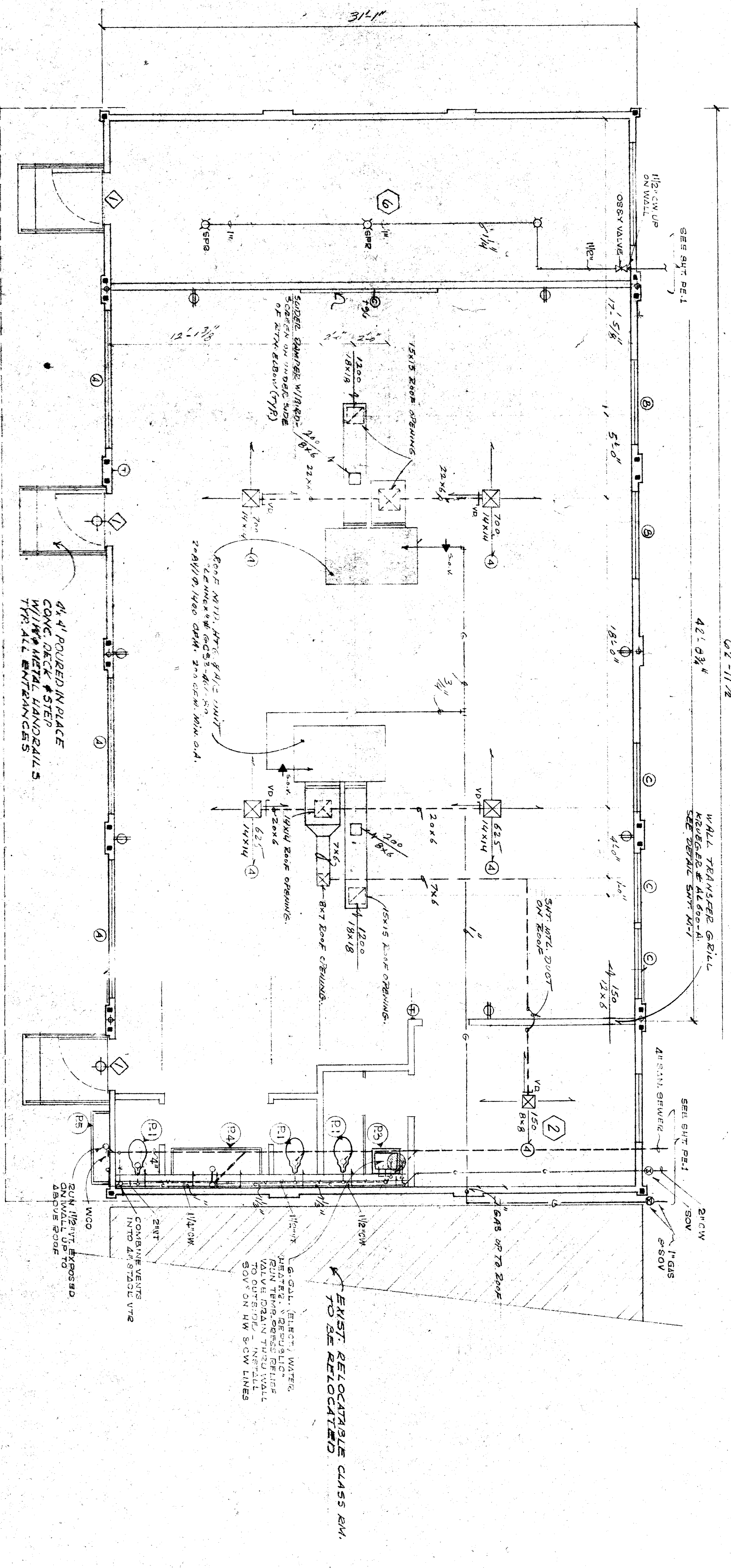
SPEEDSPACE JOB NO.
 59-132-5
MP. 1
 SHEET NO.
 25 OF 31



SOUTH ELEVATION



EAST ELEVATION



FLOOR PLAN



DATE	10/24/18
BY	10/24/18
REVISIONS	
DATE	
NO.	
SET NO.	

The acceptance of this plan set constitutes agreement that the design, shop drawing and specifications for the project noted shall be used solely for said project and shall not be construed as a representation of the architect or in part without the written consent of Speedspace Corporation.

APPROVED BY
 DATE OF CONSTRUCTION
 OFFICE OF ARCHITECTURE & CONSTRUCTION

APPROVED BY
 STATE FIRE MARSHAL

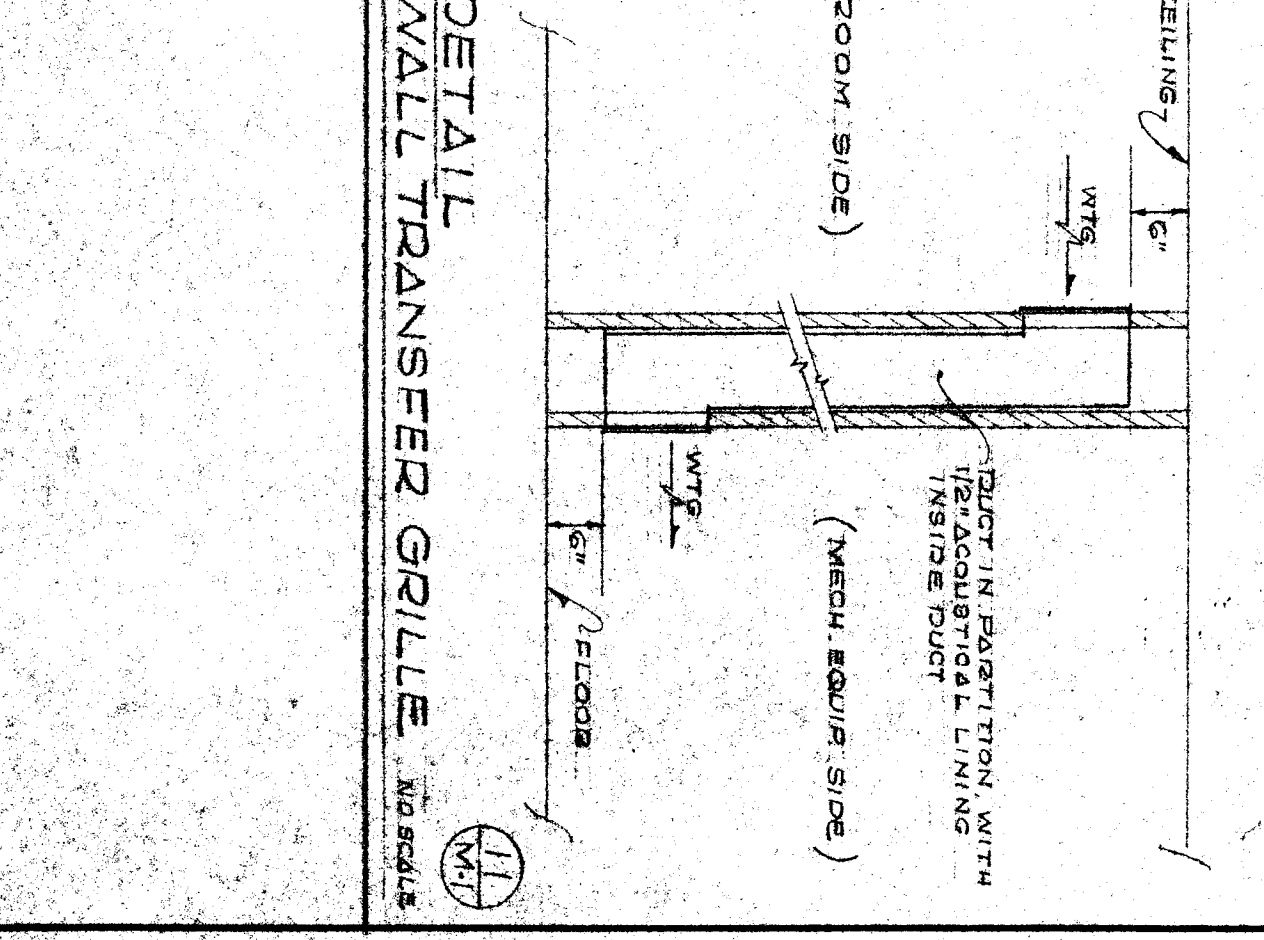
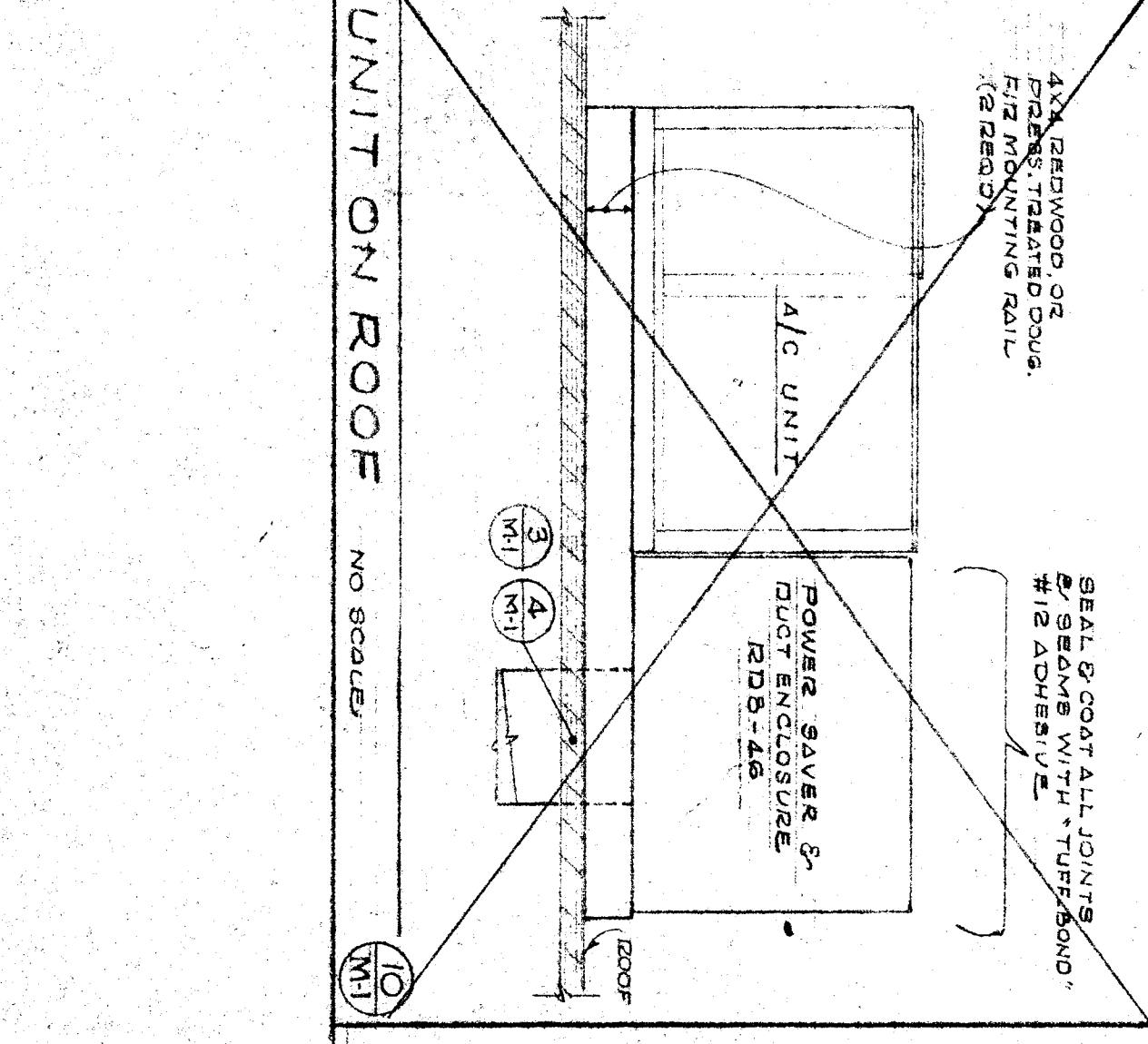
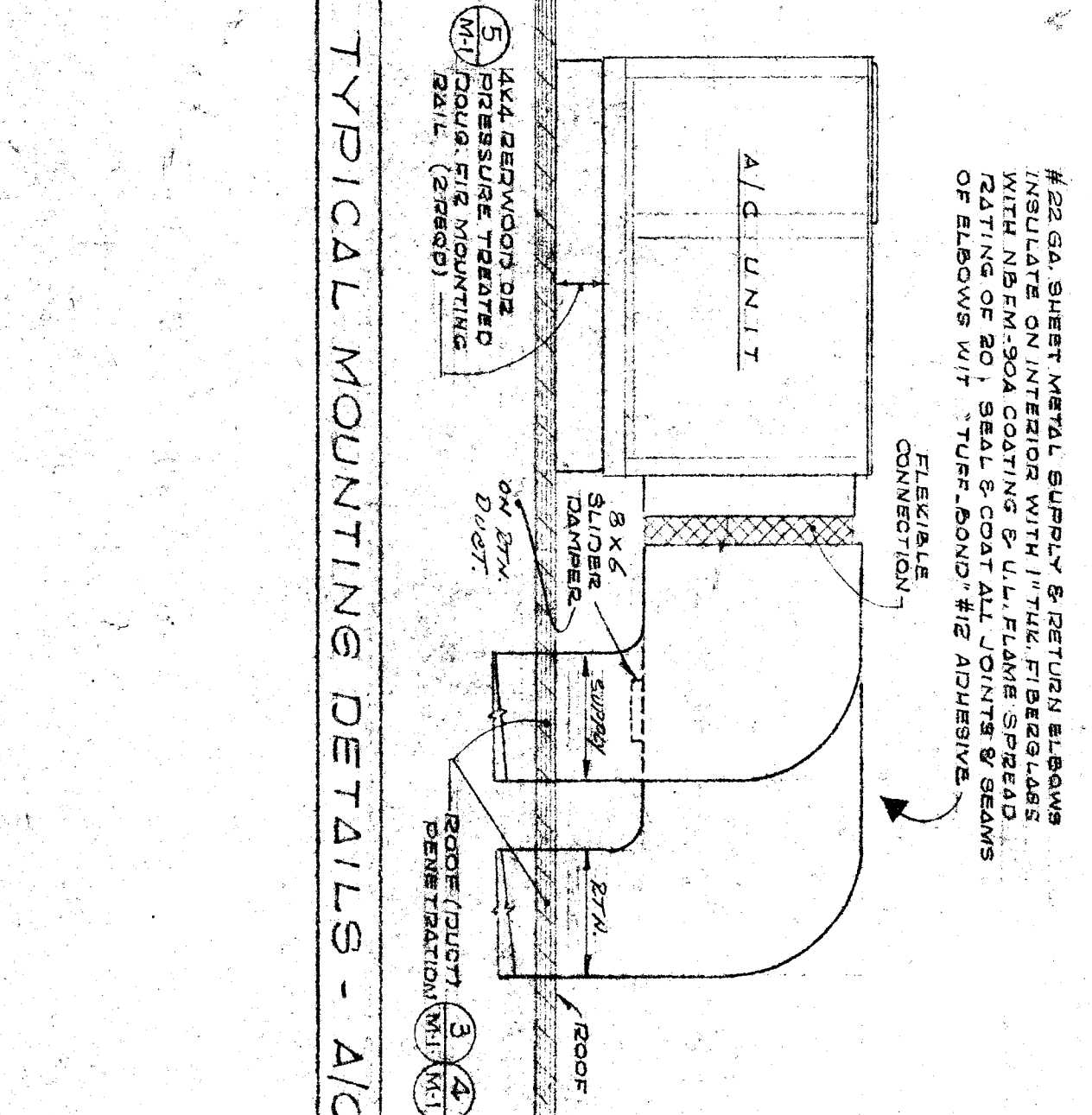
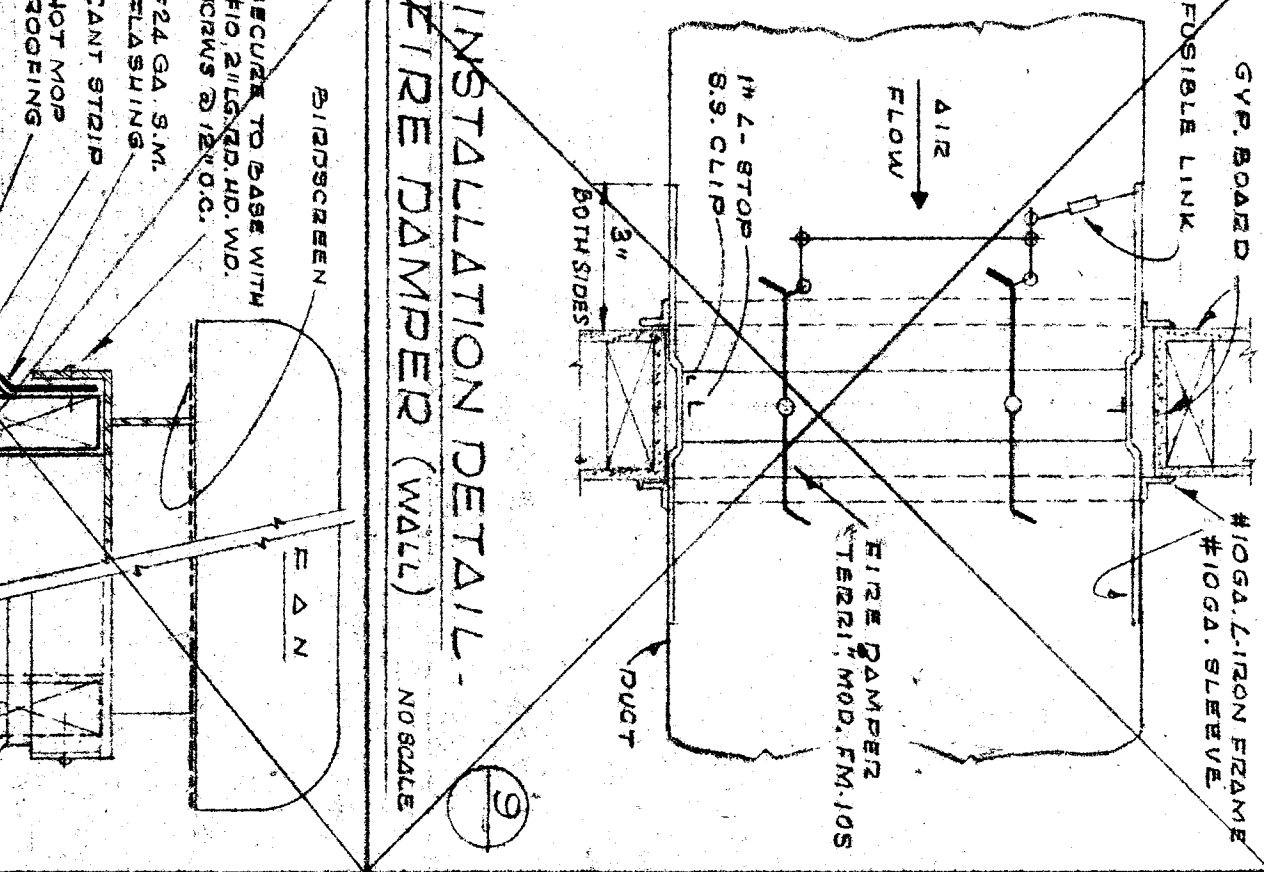
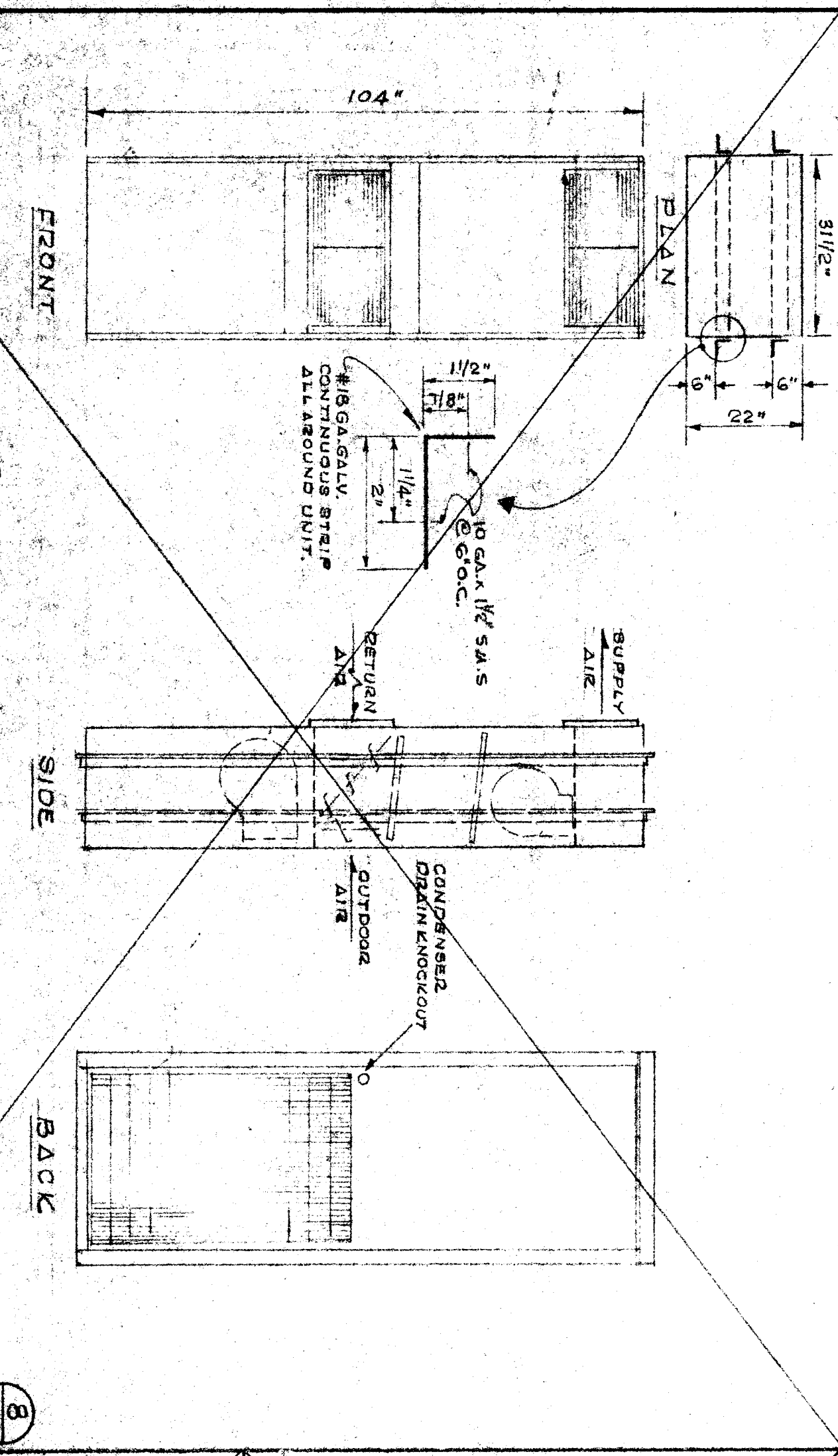
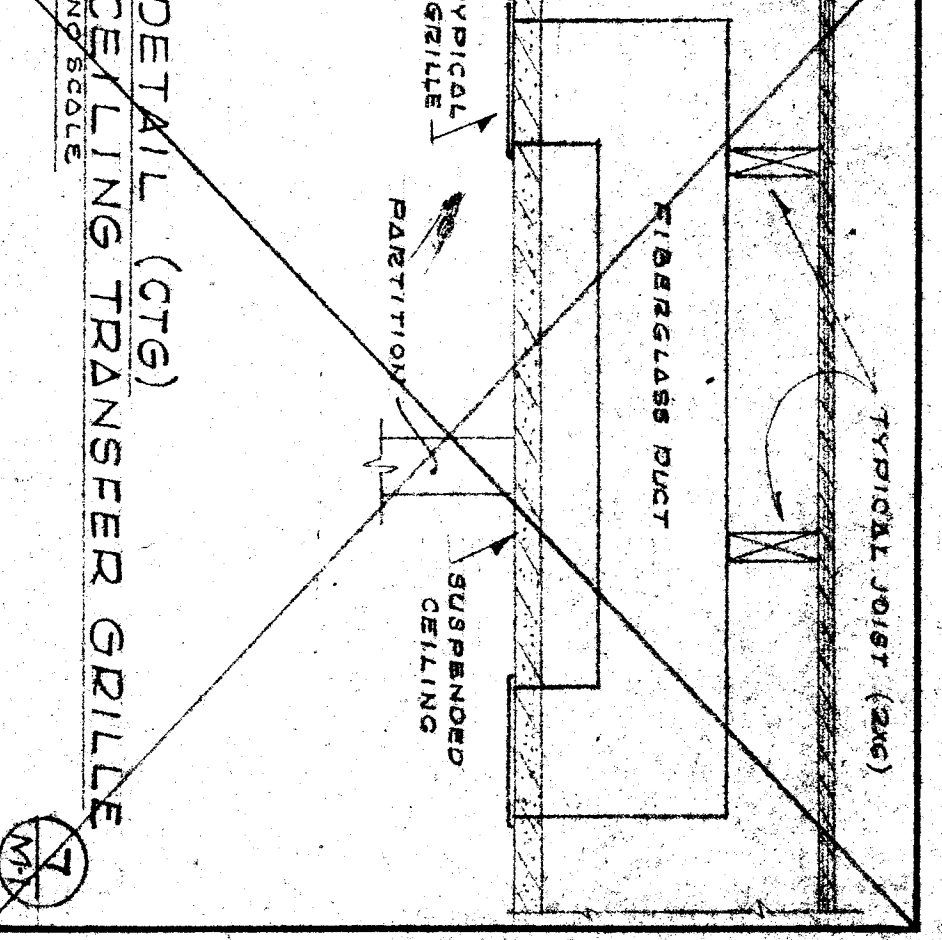
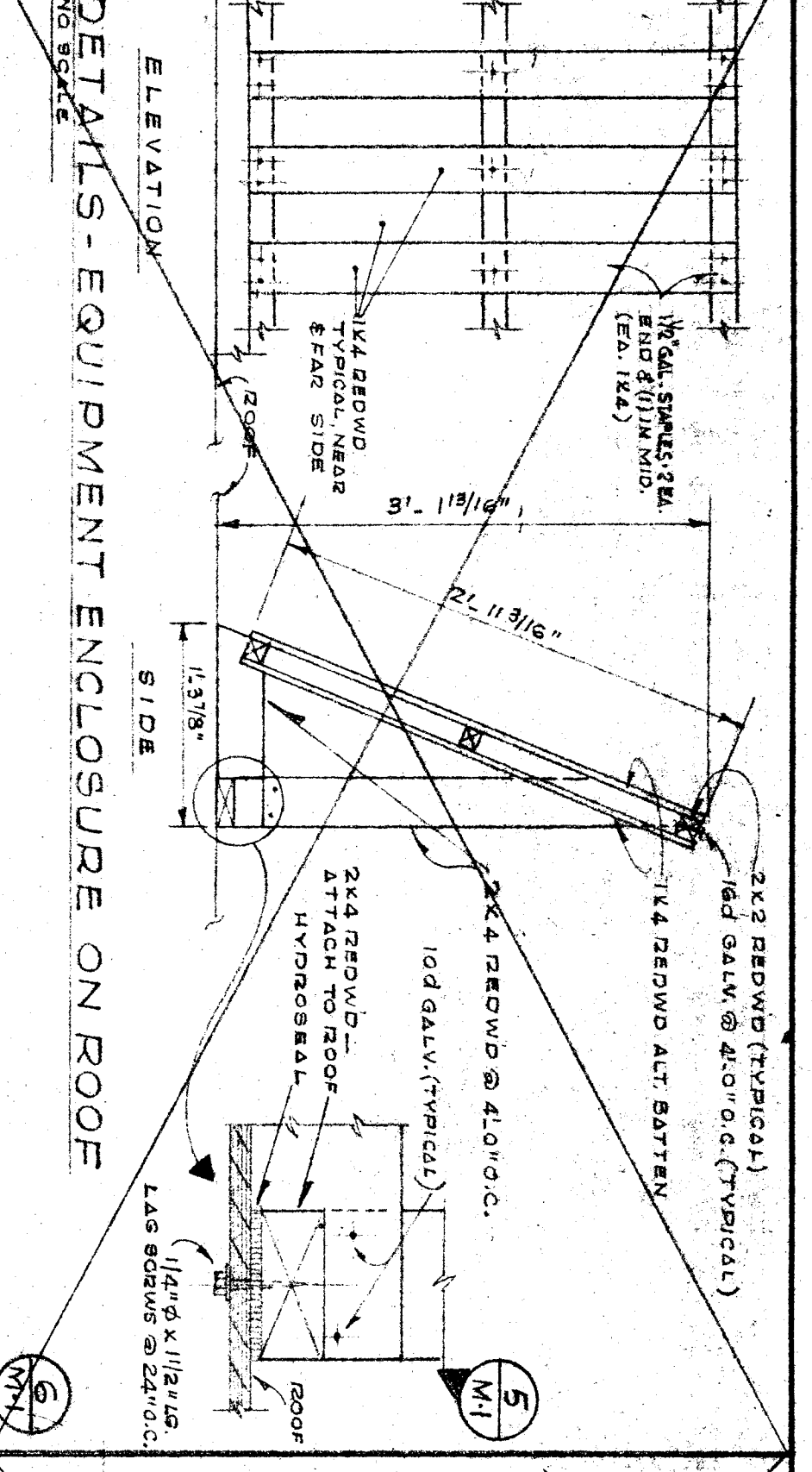
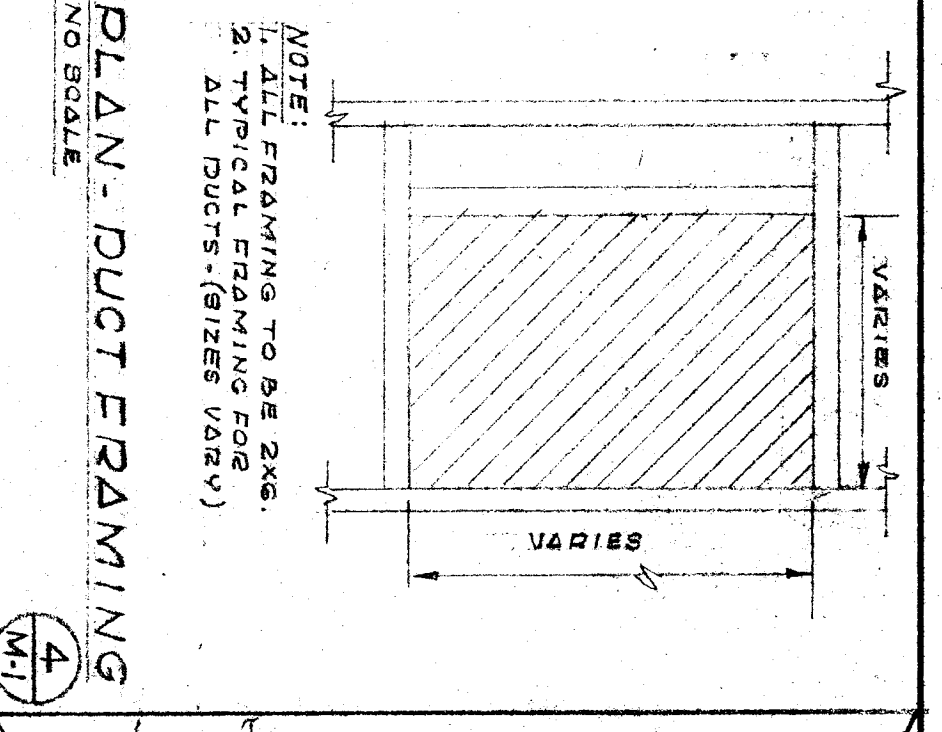
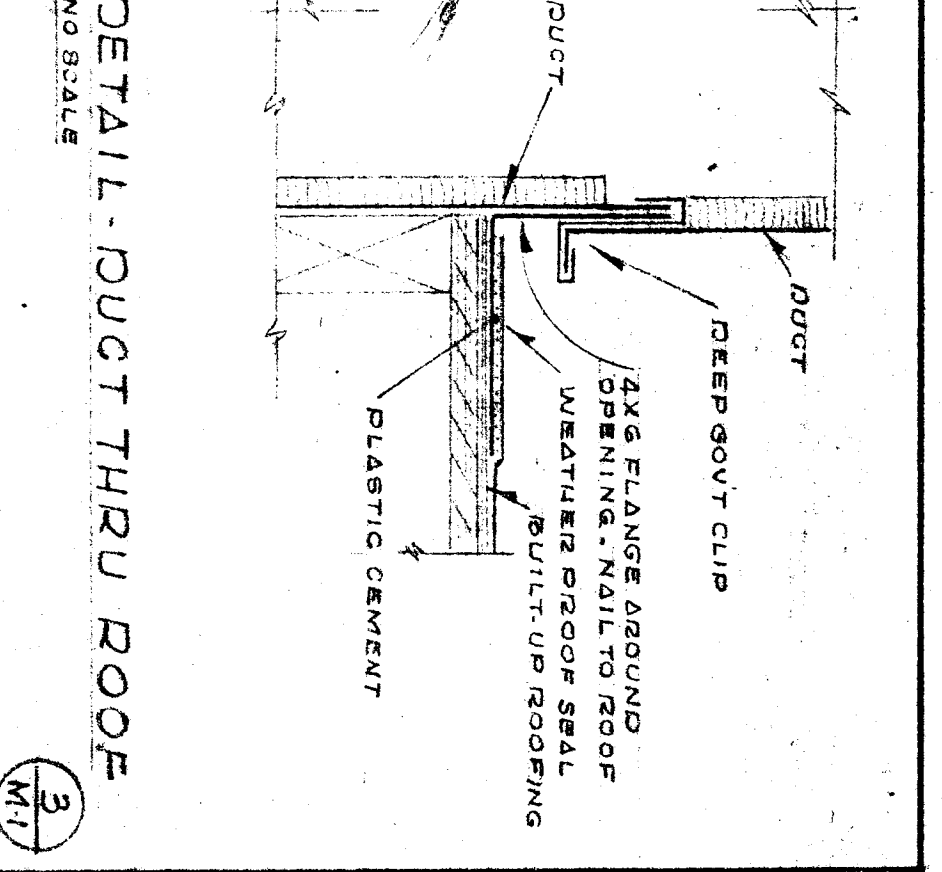
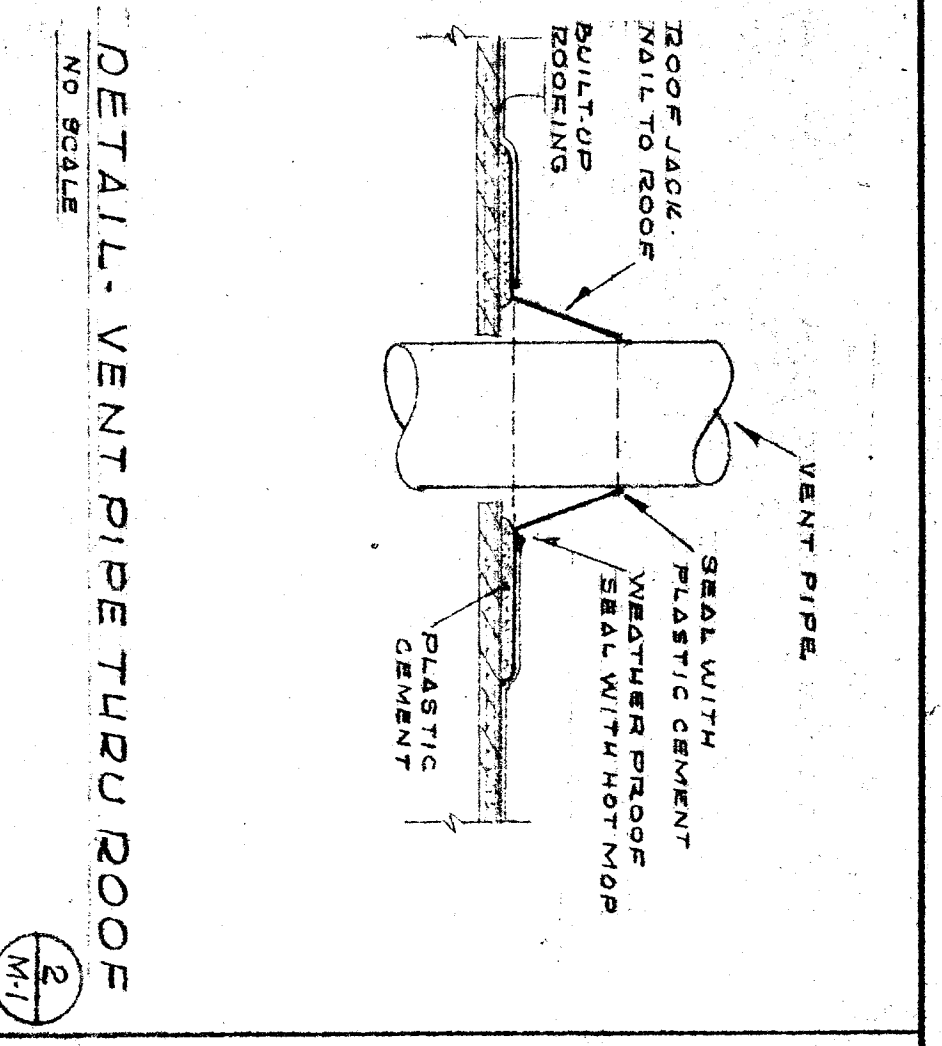
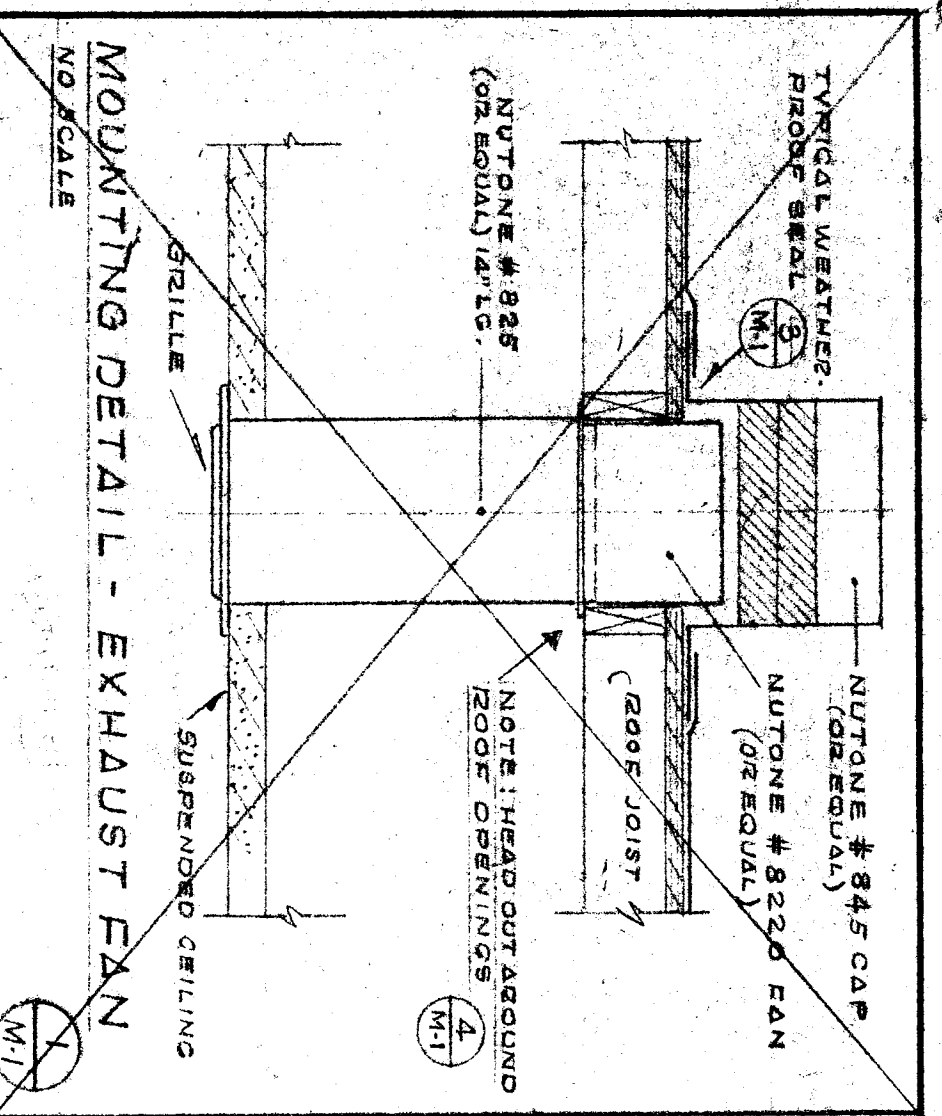
APPROVED BY
 5649091 DISTRICT

FLOOR PLAN & ELEVATIONS 5
 BAKERSFIELD CITY SCHOOL DIST
 BAKERSFIELD, CALIFORNIA

SPEEDSPACE CORPORATION
 HEADQUARTERS
 RELOCATABLE BUILDINGS
 P.O. Box 370 - Santa Rosa, California 95401
 Telephone (707) 344-1661


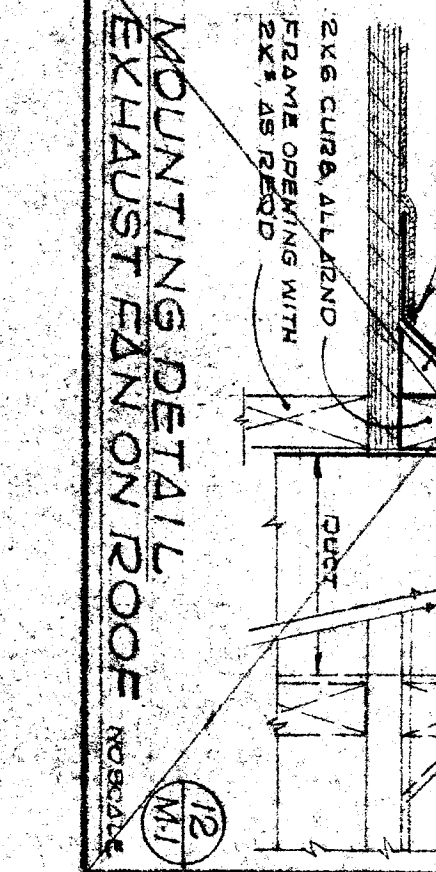
AITC
 Licensed Firm
 L.A. City License
 Registrar No. 331

SPEEDSPACE JOB NO.
 591523
 SHEET NO.
MP. 2
 26 OF 31



LENOX RBE UNIT MECHANICAL DATA

MODEL NO.	FRONT PANEL	FRONT PANEL	FRONT PANEL	FRONT PANEL	FRONT PANEL	FRONT PANEL	FRONT PANEL	FRONT PANEL	FRONT PANEL
1801-1930	1801-1930	1801-1930	1801-1930	1801-1930	1801-1930	1801-1930	1801-1930	1801-1930	1801-1930
1801-1930	1801-1930	1801-1930	1801-1930	1801-1930	1801-1930	1801-1930	1801-1930	1801-1930	1801-1930
1801-1930	1801-1930	1801-1930	1801-1930	1801-1930	1801-1930	1801-1930	1801-1930	1801-1930	1801-1930



MECHANICAL LEGEND

SYMBOL	DESCRIPTION
[Symbol]	SUPPLY AIR
[Symbol]	RETURN OR EXHAUST AIR
[Symbol]	SUPPLY DUCT
[Symbol]	RETURN OR EXHAUST DUCT
[Symbol]	VOLUME DAMPER
[Symbol]	FIRE DAMPER
[Symbol]	CEILING SUPPLY DIFFUSER
[Symbol]	CEILING RETURN REGISTER
[Symbol]	WALL TRANSFER GRILLE
[Symbol]	CALLING TRANSFER GRILLE
[Symbol]	VENT FAN IN CEILING
[Symbol]	EXHAUST FAN ON ROOF
[Symbol]	DIRECTIONS OF AIR FLOW

GENERAL NOTES

1. ALL DUCTS SHALL BE INSTALLED TO AVOID ARCHITECTURAL OPENINGS, STRUCTURAL MEMBERS, LIGHT FIXTURES & OTHER OBSTRUCTIONS.
2. ALL DUCT CONNECTIONS TO FANS OR CONTROLS SHALL BE REVERSIBLE TYPE.
3. ALL SQUARE ELBOWS IN DUCTWORK SHALL HAVE TURNING VANES, CALLED FOR, TO OBTAIN INSIDE DIMENSIONS AS NOTED.
4. ALL SQUARE ELBOWS IN DUCTWORK SHALL HAVE TURNING VANES, CALLED FOR, TO OBTAIN INSIDE DIMENSIONS AS NOTED.
5. MAKE CONNECTIONS TO EQUIPMENT AS PER MECHANICAL DRAWINGS.
6. REFER TO MECHANICAL DRAWINGS FOR ALL EQUIPMENT, ANY ELECTRICAL OR PLUMBING CAUSED BY SUBSTITUTION TO MATERIAL SPECIFIED.
7. DO NOT SCALE FROM PLAN DRAWINGS.
8. DO NOT SCALE FROM PLAN DRAWINGS.
9. INSTALL TO FIT FIELD CONDITIONS.

APPROVED BY: [Signature]

APPROVED BY: [Signature]

MECHANICAL

BAKERSFIELD CITY S.D.

BAKERSFIELD, CALIF.

SPEEDSPACE CORPORATION

RELOCATABLE BUILDINGS

141-Highway

P.O. Box 570 - Santa Rosa, California 95401

Telephone (707) 544-1561

ATC

MECHANICAL

SHEET NO. 1

22 OF 31


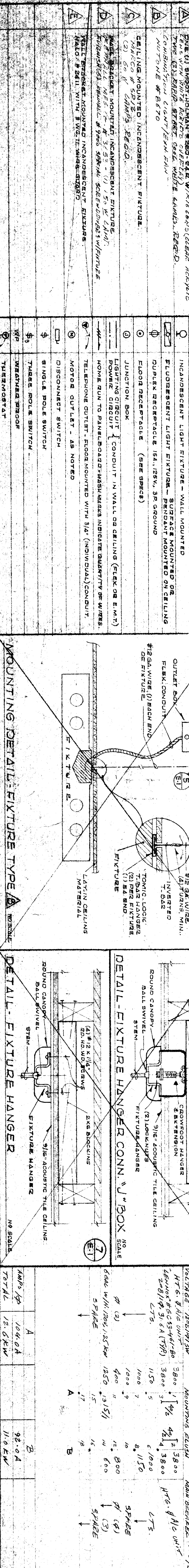
NO.	REVISIONS	DATE	NO.	REFERENCE PLAN SET NO.
1	REVISED TO SHOW	5/6/69		
2				
3				
4				
5				
6				
7				
8				
9				
10				

P A N E L B O A R D S C H E D U L E

Panel No.	Size	Mounting	Panel No.	Size	Mounting	Panel No.	Size	Mounting	Panel No.	Size	Mounting	Panel No.	Size	Mounting
Panel 1	5' x 8'	W/ 2000 Box	Panel 2	5' x 8'	W/ 2000 Box	Panel 3	5' x 8'	W/ 2000 Box	Panel 4	5' x 8'	W/ 2000 Box	Panel 5	5' x 8'	W/ 2000 Box
Panel 6	5' x 8'	W/ 2000 Box	Panel 7	5' x 8'	W/ 2000 Box	Panel 8	5' x 8'	W/ 2000 Box	Panel 9	5' x 8'	W/ 2000 Box	Panel 10	5' x 8'	W/ 2000 Box
Panel 11	5' x 8'	W/ 2000 Box	Panel 12	5' x 8'	W/ 2000 Box	Panel 13	5' x 8'	W/ 2000 Box	Panel 14	5' x 8'	W/ 2000 Box	Panel 15	5' x 8'	W/ 2000 Box
Panel 16	5' x 8'	W/ 2000 Box	Panel 17	5' x 8'	W/ 2000 Box	Panel 18	5' x 8'	W/ 2000 Box	Panel 19	5' x 8'	W/ 2000 Box	Panel 20	5' x 8'	W/ 2000 Box
Panel 21	5' x 8'	W/ 2000 Box	Panel 22	5' x 8'	W/ 2000 Box	Panel 23	5' x 8'	W/ 2000 Box	Panel 24	5' x 8'	W/ 2000 Box	Panel 25	5' x 8'	W/ 2000 Box
Panel 26	5' x 8'	W/ 2000 Box	Panel 27	5' x 8'	W/ 2000 Box	Panel 28	5' x 8'	W/ 2000 Box	Panel 29	5' x 8'	W/ 2000 Box	Panel 30	5' x 8'	W/ 2000 Box
Panel 31	5' x 8'	W/ 2000 Box	Panel 32	5' x 8'	W/ 2000 Box	Panel 33	5' x 8'	W/ 2000 Box	Panel 34	5' x 8'	W/ 2000 Box	Panel 35	5' x 8'	W/ 2000 Box
Panel 36	5' x 8'	W/ 2000 Box	Panel 37	5' x 8'	W/ 2000 Box	Panel 38	5' x 8'	W/ 2000 Box	Panel 39	5' x 8'	W/ 2000 Box	Panel 40	5' x 8'	W/ 2000 Box
Panel 41	5' x 8'	W/ 2000 Box	Panel 42	5' x 8'	W/ 2000 Box	Panel 43	5' x 8'	W/ 2000 Box	Panel 44	5' x 8'	W/ 2000 Box	Panel 45	5' x 8'	W/ 2000 Box
Panel 46	5' x 8'	W/ 2000 Box	Panel 47	5' x 8'	W/ 2000 Box	Panel 48	5' x 8'	W/ 2000 Box	Panel 49	5' x 8'	W/ 2000 Box	Panel 50	5' x 8'	W/ 2000 Box
Panel 51	5' x 8'	W/ 2000 Box	Panel 52	5' x 8'	W/ 2000 Box	Panel 53	5' x 8'	W/ 2000 Box	Panel 54	5' x 8'	W/ 2000 Box	Panel 55	5' x 8'	W/ 2000 Box
Panel 56	5' x 8'	W/ 2000 Box	Panel 57	5' x 8'	W/ 2000 Box	Panel 58	5' x 8'	W/ 2000 Box	Panel 59	5' x 8'	W/ 2000 Box	Panel 60	5' x 8'	W/ 2000 Box
Panel 61	5' x 8'	W/ 2000 Box	Panel 62	5' x 8'	W/ 2000 Box	Panel 63	5' x 8'	W/ 2000 Box	Panel 64	5' x 8'	W/ 2000 Box	Panel 65	5' x 8'	W/ 2000 Box
Panel 66	5' x 8'	W/ 2000 Box	Panel 67	5' x 8'	W/ 2000 Box	Panel 68	5' x 8'	W/ 2000 Box	Panel 69	5' x 8'	W/ 2000 Box	Panel 70	5' x 8'	W/ 2000 Box
Panel 71	5' x 8'	W/ 2000 Box	Panel 72	5' x 8'	W/ 2000 Box	Panel 73	5' x 8'	W/ 2000 Box	Panel 74	5' x 8'	W/ 2000 Box	Panel 75	5' x 8'	W/ 2000 Box
Panel 76	5' x 8'	W/ 2000 Box	Panel 77	5' x 8'	W/ 2000 Box	Panel 78	5' x 8'	W/ 2000 Box	Panel 79	5' x 8'	W/ 2000 Box	Panel 80	5' x 8'	W/ 2000 Box
Panel 81	5' x 8'	W/ 2000 Box	Panel 82	5' x 8'	W/ 2000 Box	Panel 83	5' x 8'	W/ 2000 Box	Panel 84	5' x 8'	W/ 2000 Box	Panel 85	5' x 8'	W/ 2000 Box
Panel 86	5' x 8'	W/ 2000 Box	Panel 87	5' x 8'	W/ 2000 Box	Panel 88	5' x 8'	W/ 2000 Box	Panel 89	5' x 8'	W/ 2000 Box	Panel 90	5' x 8'	W/ 2000 Box
Panel 91	5' x 8'	W/ 2000 Box	Panel 92	5' x 8'	W/ 2000 Box	Panel 93	5' x 8'	W/ 2000 Box	Panel 94	5' x 8'	W/ 2000 Box	Panel 95	5' x 8'	W/ 2000 Box
Panel 96	5' x 8'	W/ 2000 Box	Panel 97	5' x 8'	W/ 2000 Box	Panel 98	5' x 8'	W/ 2000 Box	Panel 99	5' x 8'	W/ 2000 Box	Panel 100	5' x 8'	W/ 2000 Box

LEGEND

□	FLUORESCENT LIGHT FIXTURE - RECESS MOUNTED IN CEILING
○	INCANDESCENT LIGHT FIXTURE - WALL MOUNTED
○	INCANDESCENT LIGHT FIXTURE - SURFACE MOUNTED OR PENDANT MOUNTED ON CEILING
○	FLOOR RECEPTACLE 15A, 125V, 3P GROUND
○	FLOOR RECEPTACLE (SEE SPACES)
○	LIJUNCTION BOX
○	LIGHTING CIRCUIT CONDUIT IN WALL OR CEILING (FLEX OR E.M.T.)
○	HOME RUN TO PANEL BOARD - WASH WARE INDICATE QUANTITY OF WIRES
○	TELEPHONE CABLE - FLOOR MOUNTED WITH 3/4" (INDIVIDUAL) CONDUIT
○	MOTOR OUTLET - AS NOTED
○	DISCONNECT SWITCH
○	SINGLE POLE SWITCH
○	WEATHER PROOF
○	W.P.
○	THERMOSTAT
○	CLOCK OUTLET (PANEL BOARD)
○	RISE ALARM CONDUIT & WIRE
○	FIRE ALARM (SEE DOUBLE PROPORTION HOSE - UP 8'-6")
○	SUBCIRCUIT WITH TYPICAL WIRE
○	FIRE ALARM BELL GLASS STATION - UP 4'-9" (SEE SPACES)
○	SINGLE POLE SWITCH W/KEY
○	GROUNDING CONDUCTOR (SEE SPACES)
○	WORKING CONDUIT FOR CONDUIT BELOW GRADE
○	CONDUIT ABOVE GRADE



GENERAL NOTES

- ALL SURFACE MOUNTED FLUORESCENT FIXTURES SHALL BE AT LEAST 6" ABOVE CEILING. ALL SURFACE MOUNTED INCANDESCENT FIXTURES SHALL BE AT LEAST 18" ABOVE CEILING. ALL SURFACE MOUNTED INCANDESCENT FIXTURES SHALL BE AT LEAST 18" ABOVE CEILING. ALL SURFACE MOUNTED INCANDESCENT FIXTURES SHALL BE AT LEAST 18" ABOVE CEILING.
- INSULATION TO COMPLETE WITH LAST WIRE SHALL BE THE N.E.C. & CALIF. STATE E.S.D. OR A.P.C. (SEE LISTING).
- ALL EQUIPMENT SHALL BE SPECIFIED & OR APPROVED.
- ALL WIRING SHALL BE #12 TYPE 7 W. UNLESS AS NOTED.
- IF EXISTING WIRING IS FOUND THAT IS NOT SUPPORTED BY THE STRUCTURE, IT SHALL BE REINFORCED BY THE CONTRACTOR. THE CONTRACTOR SHALL BE RESPONSIBLE FOR THE STRENGTH OF THE WIRING. THE CONTRACTOR SHALL BE RESPONSIBLE FOR THE STRENGTH OF THE WIRING.
- ALL ELECTRICAL FIXTURES SHALL BE MOUNTED TO PERMIT HORIZONTAL MOVEMENT IN ANY DIRECTION. (SEE SPACES FOR DETAILS.)
- ALL CONDUITS SHALL BE OF GALVANIZED STEEL OR ALUMINUM.
- ALL CONDUITS SHALL BE OF GALVANIZED STEEL OR ALUMINUM.

REVISIONS

NO.	DATE	DESCRIPTION
1	10/15/51	AS SHOWN
2	11/15/51	REVISIONS
3	12/15/51	REVISIONS
4	1/15/52	REVISIONS
5	2/15/52	REVISIONS
6	3/15/52	REVISIONS
7	4/15/52	REVISIONS
8	5/15/52	REVISIONS
9	6/15/52	REVISIONS
10	7/15/52	REVISIONS
11	8/15/52	REVISIONS
12	9/15/52	REVISIONS
13	10/15/52	REVISIONS
14	11/15/52	REVISIONS
15	12/15/52	REVISIONS
16	1/15/53	REVISIONS
17	2/15/53	REVISIONS
18	3/15/53	REVISIONS
19	4/15/53	REVISIONS
20	5/15/53	REVISIONS
21	6/15/53	REVISIONS
22	7/15/53	REVISIONS
23	8/15/53	REVISIONS
24	9/15/53	REVISIONS
25	10/15/53	REVISIONS
26	11/15/53	REVISIONS
27	12/15/53	REVISIONS
28	1/15/54	REVISIONS
29	2/15/54	REVISIONS
30	3/15/54	REVISIONS
31	4/15/54	REVISIONS
32	5/15/54	REVISIONS
33	6/15/54	REVISIONS
34	7/15/54	REVISIONS
35	8/15/54	REVISIONS
36	9/15/54	REVISIONS
37	10/15/54	REVISIONS
38	11/15/54	REVISIONS
39	12/15/54	REVISIONS
40	1/15/55	REVISIONS
41	2/15/55	REVISIONS
42	3/15/55	REVISIONS
43	4/15/55	REVISIONS
44	5/15/55	REVISIONS
45	6/15/55	REVISIONS
46	7/15/55	REVISIONS
47	8/15/55	REVISIONS
48	9/15/55	REVISIONS
49	10/15/55	REVISIONS
50	11/15/55	REVISIONS
51	12/15/55	REVISIONS
52	1/15/56	REVISIONS
53	2/15/56	REVISIONS
54	3/15/56	REVISIONS
55	4/15/56	REVISIONS
56	5/15/56	REVISIONS
57	6/15/56	REVISIONS
58	7/15/56	REVISIONS
59	8/15/56	REVISIONS
60	9/15/56	REVISIONS
61	10/15/56	REVISIONS
62	11/15/56	REVISIONS
63	12/15/56	REVISIONS
64	1/15/57	REVISIONS
65	2/15/57	REVISIONS
66	3/15/57	REVISIONS
67	4/15/57	REVISIONS
68	5/15/57	REVISIONS
69	6/15/57	REVISIONS
70	7/15/57	REVISIONS
71	8/15/57	REVISIONS
72	9/15/57	REVISIONS
73	10/15/57	REVISIONS
74	11/15/57	REVISIONS
75	12/15/57	REVISIONS
76	1/15/58	REVISIONS
77	2/15/58	REVISIONS
78	3/15/58	REVISIONS
79	4/15/58	REVISIONS
80	5/15/58	REVISIONS
81	6/15/58	REVISIONS
82	7/15/58	REVISIONS
83	8/15/58	REVISIONS
84	9/15/58	REVISIONS
85	10/15/58	REVISIONS
86	11/15/58	REVISIONS
87	12/15/58	REVISIONS
88	1/15/59	REVISIONS
89	2/15/59	REVISIONS
90	3/15/59	REVISIONS
91	4/15/59	REVISIONS
92	5/15/59	REVISIONS
93	6/15/59	REVISIONS
94	7/15/59	REVISIONS
95	8/15/59	REVISIONS
96	9/15/59	REVISIONS
97	10/15/59	REVISIONS
98	11/15/59	REVISIONS
99	12/15/59	REVISIONS
100	1/15/60	REVISIONS

APPROVED BY: [Signature]

DATE: 3/26/52

PROJECT: BAKERSFIELD CITY S.D.

LOCATION: BAKERSFIELD, CALIF.

REFERENCE PLAN: [Number]

REVISIONS: [Table]

GENERAL NOTES:

- SEE GENERAL NOTES #1
- SEE GENERAL NOTES #2
- SEE GENERAL NOTES #3
- SEE GENERAL NOTES #4
- SEE GENERAL NOTES #5
- SEE GENERAL NOTES #6
- SEE GENERAL NOTES #7
- SEE GENERAL NOTES #8
- SEE GENERAL NOTES #9
- SEE GENERAL NOTES #10
- SEE GENERAL NOTES #11
- SEE GENERAL NOTES #12
- SEE GENERAL NOTES #13
- SEE GENERAL NOTES #14
- SEE GENERAL NOTES #15
- SEE GENERAL NOTES #16
- SEE GENERAL NOTES #17
- SEE GENERAL NOTES #18
- SEE GENERAL NOTES #19
- SEE GENERAL NOTES #20
- SEE GENERAL NOTES #21
- SEE GENERAL NOTES #22
- SEE GENERAL NOTES #23
- SEE GENERAL NOTES #24
- SEE GENERAL NOTES #25
- SEE GENERAL NOTES #26
- SEE GENERAL NOTES #27
- SEE GENERAL NOTES #28
- SEE GENERAL NOTES #29
- SEE GENERAL NOTES #30
- SEE GENERAL NOTES #31
- SEE GENERAL NOTES #32
- SEE GENERAL NOTES #33
- SEE GENERAL NOTES #34
- SEE GENERAL NOTES #35
- SEE GENERAL NOTES #36
- SEE GENERAL NOTES #37
- SEE GENERAL NOTES #38
- SEE GENERAL NOTES #39
- SEE GENERAL NOTES #40
- SEE GENERAL NOTES #41
- SEE GENERAL NOTES #42
- SEE GENERAL NOTES #43
- SEE GENERAL NOTES #44
- SEE GENERAL NOTES #45
- SEE GENERAL NOTES #46
- SEE GENERAL NOTES #47
- SEE GENERAL NOTES #48
- SEE GENERAL NOTES #49
- SEE GENERAL NOTES #50
- SEE GENERAL NOTES #51
- SEE GENERAL NOTES #52
- SEE GENERAL NOTES #53
- SEE GENERAL NOTES #54
- SEE GENERAL NOTES #55
- SEE GENERAL NOTES #56
- SEE GENERAL NOTES #57
- SEE GENERAL NOTES #58
- SEE GENERAL NOTES #59
- SEE GENERAL NOTES #60
- SEE GENERAL NOTES #61
- SEE GENERAL NOTES #62
- SEE GENERAL NOTES #63
- SEE GENERAL NOTES #64
- SEE GENERAL NOTES #65
- SEE GENERAL NOTES #66
- SEE GENERAL NOTES #67
- SEE GENERAL NOTES #68
- SEE GENERAL NOTES #69
- SEE GENERAL NOTES #70
- SEE GENERAL NOTES #71
- SEE GENERAL NOTES #72
- SEE GENERAL NOTES #73
- SEE GENERAL NOTES #74
- SEE GENERAL NOTES #75
- SEE GENERAL NOTES #76
- SEE GENERAL NOTES #77
- SEE GENERAL NOTES #78
- SEE GENERAL NOTES #79
- SEE GENERAL NOTES #80
- SEE GENERAL NOTES #81
- SEE GENERAL NOTES #82
- SEE GENERAL NOTES #83
- SEE GENERAL NOTES #84
- SEE GENERAL NOTES #85
- SEE GENERAL NOTES #86
- SEE GENERAL NOTES #87
- SEE GENERAL NOTES #88
- SEE GENERAL NOTES #89
- SEE GENERAL NOTES #90
- SEE GENERAL NOTES #91
- SEE GENERAL NOTES #92
- SEE GENERAL NOTES #93
- SEE GENERAL NOTES #94
- SEE GENERAL NOTES #95
- SEE GENERAL NOTES #96
- SEE GENERAL NOTES #97
- SEE GENERAL NOTES #98
- SEE GENERAL NOTES #99
- SEE GENERAL NOTES #100

COMPANY: SPEEDSPACE CORPORATION

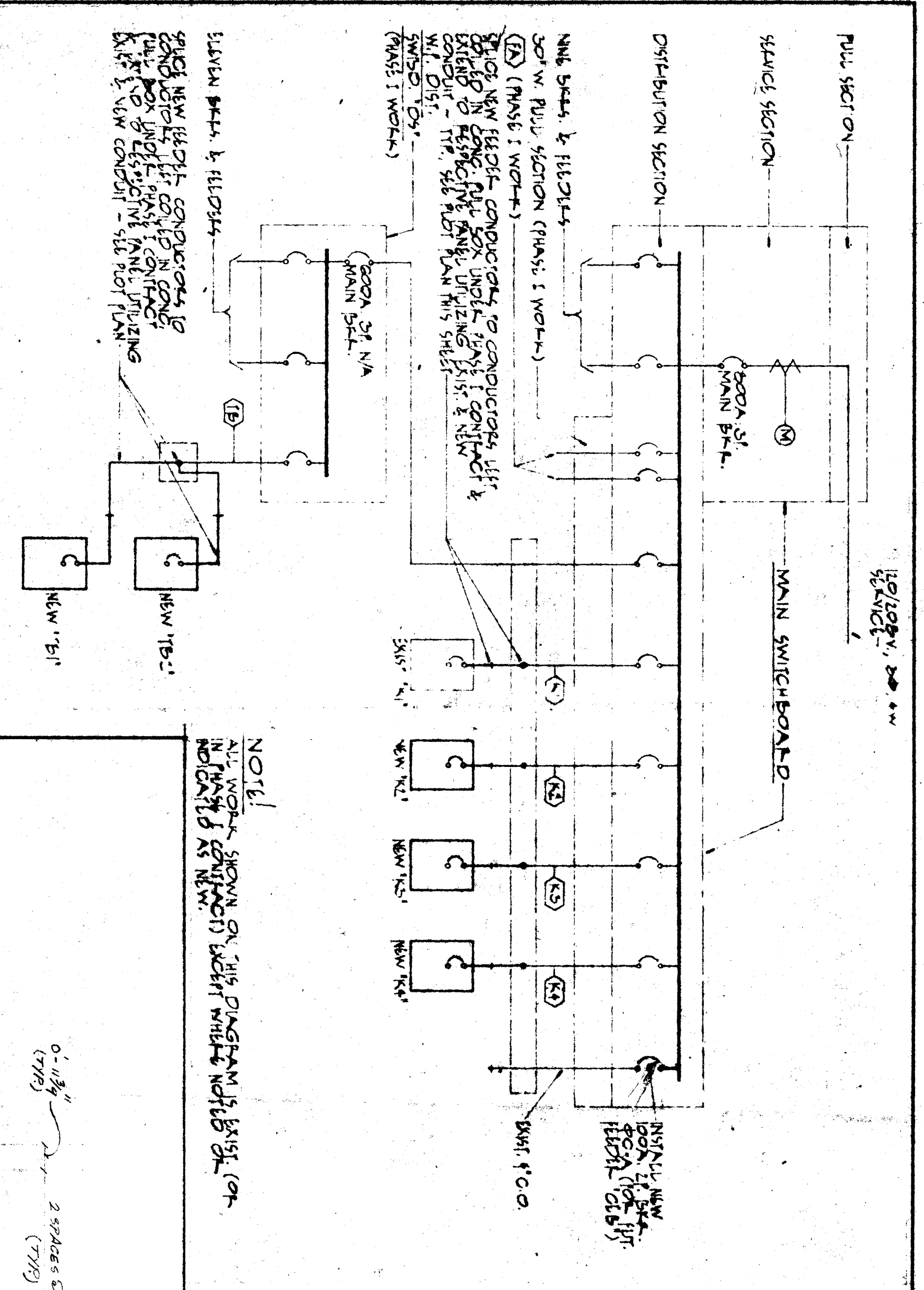
ADDRESS: P.O. Box 370 - Santa Ana, California 92701

PHONE: Telephone 1971 - 544-1641

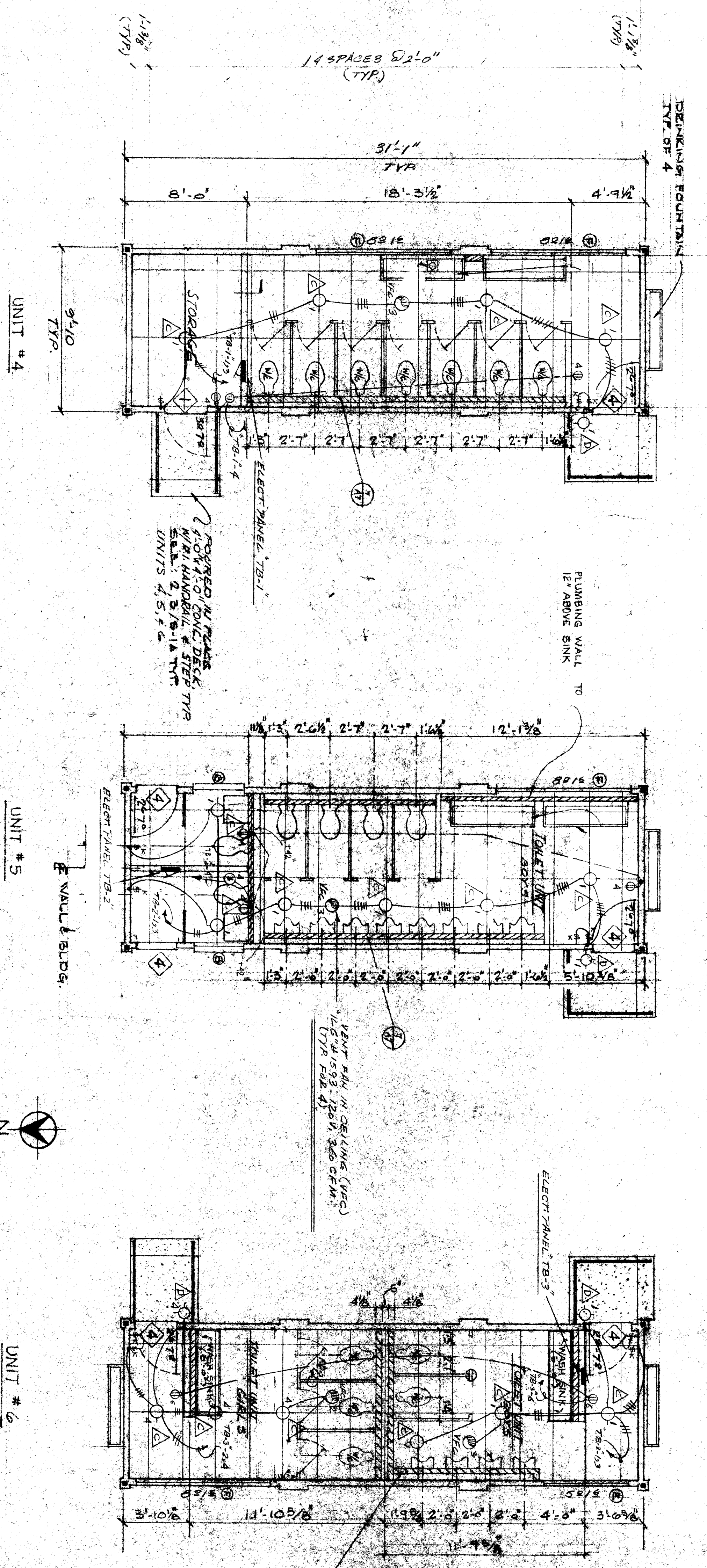
PROJECT NO.: [Number]

SHEET NO.: [Number]

DATE: [Date]



FEEDER	COPPER	ALUMINUM	LOAD
SIZE	CONDUCTOR SIZE	CONDUCTOR SIZE	KW AMP
(A)	5' 1"	5' 1500 MCM	24.4 117
(B)	5' 1 1/2"	5' 1500 MCM	24.4 117
(C)	5' 1 1/2"	5' 1500 MCM	24.4 117
(D)	5' 1 1/2"	5' 1500 MCM	24.4 117
(E)	5' 1 1/2"	5' 1500 MCM	24.4 117
(F)	5' 1 1/2"	5' 1500 MCM	24.4 117
(G)	5' 1 1/2"	5' 1500 MCM	24.4 117
(H)	5' 1 1/2"	5' 1500 MCM	24.4 117
(I)	5' 1 1/2"	5' 1500 MCM	24.4 117
(J)	5' 1 1/2"	5' 1500 MCM	24.4 117
(K)	5' 1 1/2"	5' 1500 MCM	24.4 117
(L)	5' 1 1/2"	5' 1500 MCM	24.4 117
(M)	5' 1 1/2"	5' 1500 MCM	24.4 117
(N)	5' 1 1/2"	5' 1500 MCM	24.4 117
(O)	5' 1 1/2"	5' 1500 MCM	24.4 117
(P)	5' 1 1/2"	5' 1500 MCM	24.4 117
(Q)	5' 1 1/2"	5' 1500 MCM	24.4 117
(R)	5' 1 1/2"	5' 1500 MCM	24.4 117
(S)	5' 1 1/2"	5' 1500 MCM	24.4 117
(T)	5' 1 1/2"	5' 1500 MCM	24.4 117
(U)	5' 1 1/2"	5' 1500 MCM	24.4 117
(V)	5' 1 1/2"	5' 1500 MCM	24.4 117
(W)	5' 1 1/2"	5' 1500 MCM	24.4 117
(X)	5' 1 1/2"	5' 1500 MCM	24.4 117
(Y)	5' 1 1/2"	5' 1500 MCM	24.4 117
(Z)	5' 1 1/2"	5' 1500 MCM	24.4 117



REVISIONS

NO.	DATE	DESCRIPTION
1		
2		
3		
4		
5		
6		
7		
8		
9		
10		

APPROVED BY

STATE FIRE MARSHAL

APPROVED BY

APPROVED BY

ELECTRICAL

BAKERSFIELD CITY S.D.

BAKERSFIELD, CALIFORNIA

SPEEDSPACE CORPORATION

1500 N. 20th St., Suite 100, Bakersfield, California 93301

TELEPHONE: (805) 338-1651

DATE: 10/31/88

PROJECT NO. 82682

REFERENCE PLAN SET NO.

OFFICE OF ARCHITECTURE & CONSTRUCTION

UNIT # 4

UNIT # 5

UNIT # 6

15

16

17

18

19

20

21

22

23

24

25

26

27

28

29

30

31

32

33

34

35

36

37

38

39

40

41

42

43

44

45

46

47

48

49

50

51

52

53

54

55

56

57

58

59

60

61

62

63

64

65

66

67

68

69

70

71

72

73

74

75

76

77

78

79

80

81

82

83

84

85

86

87

88

89

90

91

92

93

94

95

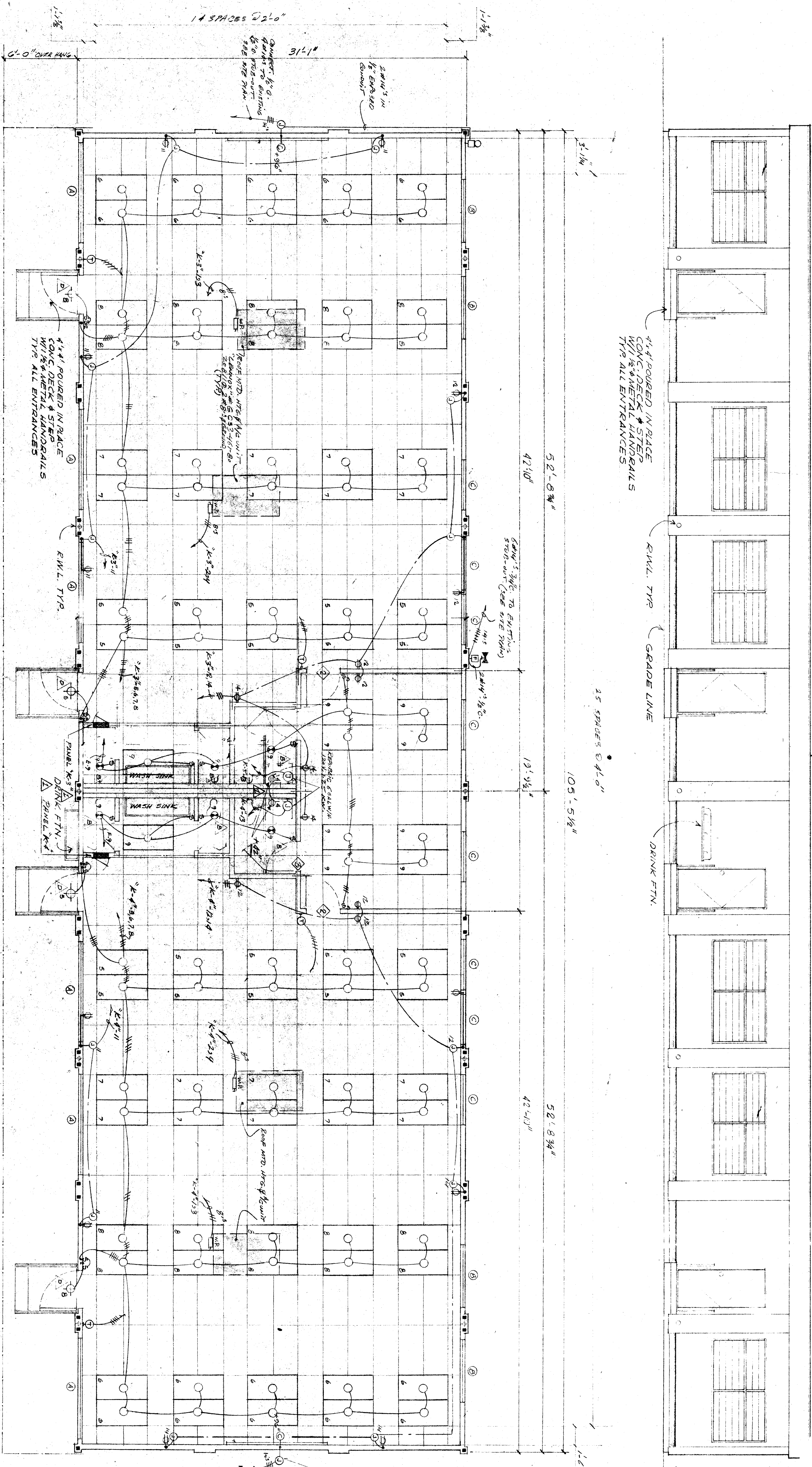
96

97

98

99

100



ALL FLUORESCENT LIGHT FIXTURES SHALL BE TYPE A UNLESS OTHERWISE NOTED.

4\"/>

R.W.L. TYP GRADE LINE

DRINK FTN.

6'-0" OVERHANG

FLOOR
0'-0"

BY	REVISIONS	DATE	NO.	SET NO.	REFERENCE PLAN

APPROVED BY
 STATE OF CALIFORNIA
 OFFICE OF ARCHITECTURE & CONSTRUCTION
 82682 APPROVED OCT 11 1989

APPROVED BY
 SCHOOL DISTRICT

DATE
 9/25/89

FLOOR PLAN & ELEVATION BLDG. #2
 BAKERSFIELD CITY S.D.
 BAKERSFIELD, CALIFORNIA

SPEEDSPACE CORPORATION
 RELOCATABLE BUILDINGS
 P.O. Box 370 - Santa Rosa, California 95401
 Telephone: (707) 544-1881

ATC
 Licensed Architect
 L.A. City License
 Registrar No. 33

