



BID PROJECT MANUAL

Martin Luther King Jr. Elementary School

PROJECT#/DSA NUMBER:

Wellness Center 22243.00-09-WEL / DSA # 03-122605

Parent Center 22243.00-09-PRC / DSA # 03-122604

T- Kindergarten 23189.00-09-TK / DSA # 03-123900

BAKERSFIELD CITY SCHOOL DISTRICT

February 2025

TABLE OF CONTENTS**Procurement and Contracting Requirements**

<u>Division 0</u>	<u>Section</u>	<u>Title</u>
	00 01 01	Project Title Page
	00 01 10	Table of Contents
	00 01 15	List of Drawings and Tables
	00 01 20	List of Schedules

Solicitation

<u>Division 0</u>	<u>Section</u>	<u>Title</u>
	00 11 16	Notice to Bidders

Instructions for Procurement

<u>Division 0</u>	<u>Section</u>	<u>Title</u>
	00 21 13	Instructions to Bidders
	00 21 13.1	Bidder Information and Forms

Available Information

<u>Division 0</u>	<u>Section</u>	<u>Title</u>
	00 31 19	Existing Conditions
	00 31 32	Geotechnical Data

Procurement Forms and Supplements

<u>Division 0</u>	<u>Section</u>	<u>Title</u>
	00 41 13	Bid Form and Proposal
	00 43 13	Bid Bond
	00 43 36	Designated Subcontractors List
	00 45 19	Non-Collusion Declaration
	00 45 19.01	Iran Contracting Act Certification
	00 45 26	Workers' Compensation Certification
	00 45 46.01	Prevailing Wage and Related Labor Requirements Certification
	00 45 46.02	Disabled Veteran Business Enterprise Participation Certification
	00 45 46.03	Drug-Free Workplace Certification
	00 45 46.04	Tobacco-Free Environment Certification
	00 45 46.05	Hazardous Materials Certification
	00 45 46.06	Lead-Based Materials Certification
	00 45 46.07	Imported Materials Certification
	00 45 46.08	Criminal Background Investigation/Fingerprinting Certification
	00 45 49	Registered Subcontractors List

Contracting Forms and Supplements

<u>Division 0</u>	<u>Section</u>	<u>Title</u>
	00 51 00	Notice of Award
	00 52 13	Agreement Form – Stipulated Sum (Single-Prime Contract)
	00 55 00	Notice to Proceed
	00 57 00	Escrow Agreement in Lieu of Retention

Project Forms

<u>Division 0</u>	<u>Section</u>	<u>Title</u>
	00 61 13.13	Performance Bond
	00 61 13.16	Payment Bond
	00 63 47	Daily Force Account Report
	00 63 57	Proposed Change Order Form
	00 63 63	Change Order Form
	00 65 19.26	Agreement and Release of Any and All Claims
	00 65 36	Guarantee Form

Conditions of the Contract

<u>Division 0</u>	<u>Section</u>	<u>Title</u>
	00 72 13	General Conditions – Stipulated Sum (Single-Prime Contract)
	00 73 56	Hazardous Materials Procedures and Requirements

General Requirements

<u>Division 1</u>	<u>Section</u>	<u>Title</u>
	01 11 00	Summary of Work

Price and Payment Procedures

<u>Division 1</u>	<u>Section</u>	<u>Title</u>
	01 25 13	Product Options and Substitutions
	01 26 00	Changes in the Work
	01 29 00	Application for Payment and Conditional and Unconditional Waiver and Release Forms

Administrative Requirements

<u>Division 1</u>	<u>Section</u>	<u>Title</u>
	01 31 19	Project Meetings
	01 32 13	Scheduling of Work
	01 33 00	Submittals
	01 35 13.23	Site Standards

Quality Requirements

<u>Division 1</u>	<u>Section</u>	<u>Title</u>
	01 41 00	Regulatory Requirements
	01 42 13	Abbreviations and Acronyms
	01 42 16	Definitions
	01 42 19	References
	01 43 00	Materials and Equipment
	01 45 00	Quality Control

Temporary Facilities and Controls

<u>Division 1</u>	<u>Section</u>	<u>Title</u>
	01 50 00	Temporary Facilities and Controls
	01 50 13	Construction Waste Management and Disposal

Product Requirements

<u>Division 1</u>	<u>Section</u>	<u>Title</u>
	01 64 00	Owner-Furnished Products
	01 66 00	Product Delivery, Storage and Handling

Execution and Closeout Requirements

<u>Division 1</u>	<u>Section</u>	<u>Title</u>
	01 71 23	Field Engineering
	01 73 29	Cutting and Patching
	01 76 00	Alteration Project Procedures
	01 77 00	Contract Closeout and Final Cleaning
	01 78 23	Operation and Maintenance Data
	01 78 36	Warranties
	01 78 39	Record Documents

For Reference Documents

Geotechnical Engineering & Geological Hazards Investigation Proposed New Elementary School Citadel Street near Belle Terrace – November 1, 2017 – Krazan & Associates

LIST OF DRAWINGS AND TABLES

Martin Luther King Elementary School, Wellness Center, Parent Center, T-Kindergarten

The drawings are listed below:

<u>DSA Number</u>	<u>Title</u>	<u>Description</u>
03-122605	Martin Luther King Jr. ES – Wellness Center	64 Sheets
03-122604	Martin Luther King Jr. ES – Parent Center	57 Sheets
03-123900	MLK Elementary Transitional Kindergarten	59 Sheets

END OF DOCUMENT

DOCUMENT 00 01 20

LIST OF SCHEDULES

SCHEDULES

1. Martin Luther King Jr. ES - Wellness Center, Parent Center, T-Kindergarten
See agreement form for project duration

END OF DOCUMENT

NOTICE TO BIDDERS

1. Notice is hereby given that the governing board ("Board") of the Bakersfield City School District ("District") will receive sealed bids for the following project, Single Bid Package ("Projects" or "Contract"):

**Wellness Center / 22243.00-09-WEL / DSA # 03-122605
Parent Center / 22243.00-09-PRC / DSA # 03-122604
T-Kindergarten / 23189.00-09-TK / DSA # 03-123900**

2. The Project consists of:

Construction of (1) Wellness Center, (1) Parent Center and (2) Transitional Kindergarten Classrooms which includes but is not limited to demolition, grading, site utilities, asphalt, concrete, electrical, fire alarm and communication.

3. To bid on this Project, the Bidder is required to possess one or more of the following State of California contractors' license(s):

B - General Building Contractor

The Bidder's license(s) must remain active and in good standing throughout the term of the Contract.

4. To bid on this Project, the Bidder is required to be registered as a public works contractor with the Department of Industrial Relations pursuant to the Labor Code.
5. Contract Documents will be available on or after February 14, 2025, for review at the District Maintenance, Operations & Facilities Office at 1501 Feliz Drive, and may be downloaded from the District's website using the following link:

<http://mot.bcsd.com/Construction%20Consultants/MLK%20ES%20-%20Wellness%20Center%2022243.00-09-WEL,%20Parent%20Center%2022243.00-09-PRC,%20T-Kindergarten%2023189.00-09-TK/>

In addition, Contract Documents are available for bidders' review at the following builders' exchanges:

A. Kern County Builder's Exchange (661) 324-4921

6. Contract Documents are also available for purchase at Blueprint Services, 1100 18th Street, Bakersfield, CA, 93301.
7. Sealed bids will be received until 2:00p.m., March 4, 2025, at the District Maintenance, Operations & Transportation Office, 1501 Feliz Drive, Bakersfield, California 93307 at or after which time the bids will be opened and publicly read aloud. Any bid that is submitted after this time shall be nonresponsive and returned

to the bidder. Any claim by a bidder of error in its bid must be made in compliance with section 5100 et seq. of the Public Contract Code.

8. This project requires mandatory prequalification pursuant to AB 1565 of all general contractors and all mechanical, electrical, and plumbing subcontractors holding licenses in classifications A, B, C-4, C-7, C-10, C-16, C-20, C-34, C-36, C-38, C-42, C-43 and C-46. Prequalification can be completed using the online prequalification system at www.qualitybidders.com. A bid package will not be accepted from any bidder that is required to submit a completed questionnaire and supporting documents pursuant to AB 1565, but has not done so at least ten (10) business days prior to the date fixed for the public opening of sealed bids or that has not been prequalified for at least five (5) business days prior to that date.
9. All bids shall be on the form provided by the District. Each bid must conform and be responsive to all pertinent Contract Documents, including, but not limited to, the Instructions to Bidders.
10. A bid bond by an admitted surety insurer on the form provided by the District a cashier's check or a certified check, drawn to the order of the Bakersfield City School District, in the amount of ten percent (10%) of the total bid price, shall accompany the Bid Form and Proposal, as a guarantee that the Bidder will, within seven (7) calendar days after the date of the Notice of Award, enter into a contract with the District for the performance of the services as stipulated in the bid.
11. A voluntary pre-bid conference and site visit will be held on Wednesday, February 19, 2025, at 10:00 a.m. at 1100 Citadel Street, Bakersfield, California. All participants are required to sign in front of the Administration Building. The site visit is expected to take approximately 30 minutes.
12. The successful Bidder shall be required to furnish a 100% Performance Bond and a 100% Payment Bond if it is awarded the Contract for the Work.
13. The successful Bidder may substitute securities for any monies withheld by the District to ensure performance under the Contract, in accordance with the provisions of section 22300 of the Public Contract Code.
14. The successful bidder will be required to certify that it either meets the Disabled Veteran Business Enterprise ("DVBE") goal of three percent (3%) participation or made a good faith effort to solicit DVBE participation in this Contract if it is awarded the Contract for the Work.
15. The Contractor and all Subcontractors under the Contractor shall pay all workers on all Work performed pursuant to this Contract not less than the general prevailing rate of per diem wages and the general prevailing rate for holiday and overtime work as determined by the Director of the Department of Industrial Relations, State of California, for the type of work performed and the locality in which the work is to be performed within the boundaries of the District, pursuant to section 1770 et seq. of the California Labor Code. Prevailing wage rates are also available from the District or on the Internet at: <http://www.dir.ca.gov>
16. This Project is subject to labor compliance monitoring and enforcement by the Department of Industrial Relations pursuant to Labor Code section 1771.4 and subject to the requirements of Title 8 of the California Code of Regulations. The

successful Bidder shall comply with all requirements of Division 2, Part 7, Chapter 1, Articles 1-5 of the Labor Code.

17. The District shall award the Contract, if it awards it at all, to the lowest responsive responsible bidder based on:
 - A. The base bid amount only.
18. The Board reserves the right to reject any and all bids and/or waive any irregularity in any bid received. If the District awards the Contract, the security of unsuccessful bidder(s) shall be returned within sixty (60) days from the time the award is made. Unless otherwise required by law, no bidder may withdraw its bid for ninety (90) days after the date of the bid opening.

END OF DOCUMENT

INSTRUCTIONS TO BIDDERS

Bidders shall follow the instructions in this document, and shall submit all documents, forms, and information required for consideration of a bid.

Bakersfield City School District ("District") will evaluate information submitted by the apparent low Bidder and, if incomplete or unsatisfactory to District, Bidder's bid may be rejected at the sole discretion of District.

1. Bids are requested for a general construction contract, or work described in general, for the following project ("Project" or "Contract"):

**Martin Luther King Jr. Elementary School – Wellness Center /
22243.00-09-WEL / DSA # 03-122605, Parent Center /
22243.00-09-PRC / DSA # 03-122604, T-Kinder / 23189.00-
09-TK / DSA # 03-123900**

2. A Bidder and its subcontractors must possess the appropriate State of California contractors' license and must maintain the license throughout the duration of the project. Bidders must also be registered as a public works contractor with the Department of Industrial Relations pursuant to the Labor Code. Bids submitted by a contractor who is not properly licensed or registered shall be deemed nonresponsive and will not be considered.
3. This project requires prequalification pursuant to AB 1565 of all general contractors and all mechanical, electrical, and plumbing subcontractors. If required, Prequalification can be completed using the online prequalification system at www.qualitybidders.com. A bid package will not be accepted from any bidder that is required to submit a completed questionnaire and supporting documents pursuant to AB 1565, but has not done so at least ten (10) business days prior to the date fixed for the public opening of sealed bids or that has not been prequalified for at least five (5) business days prior to that date.
4. District will receive sealed bids from bidders as stipulated in the Notice to Bidders.
 - a. All bids must be sealed in an envelope, marked with the name and address of the Bidder, name of the Project, the Project Number and/or bid number, and time of bid opening.
 - b. Bids must be submitted to the District Office by date and time shown in the Notice to Bidders.
 - c. Bids must contain all documents as required herein.
5. Bidders are advised that on the date that bids are opened, telephones will not be available at the District Offices for use by bidders or their representatives.
6. Bids will be opened at or after the time indicated for receipt of bids.

7. Bidders must submit bids on the documents titled Bid Form and Proposal, and must submit all other required District forms. Bids not submitted on the District's required forms shall be deemed nonresponsive and shall not be considered. Additional sheets required to fully respond to requested information are permissible.
8. Bidders shall not modify the Bid Form and Proposal or qualify their bids. Bidders shall not submit to the District a re-formatted, re-typed, altered, modified, or otherwise recreated version of the Bid Form and Proposal or other District-provided document.
9. Bids shall be clearly written and without erasure or deletions. District reserves the right to reject any bid containing erasures, deletions, or illegible contents.
10. Bidders must supply all information required by each Bid Document. Bids must be full and complete. District reserves the right in its sole discretion to reject any bid as nonresponsive as a result of any error or omission in the bid. Bidders must complete and submit all of the following documents with the Bid Form and Proposal:
 - a. Bid Bond on the District's form, or other security.
 - b. Designated Subcontractors List.
 - c. Non-Collusion Declaration.
 - d. Iran Contracting Act Certification, if contract value is \$1,000,000 or more.
11. Bidders must submit with their bids cash, a cashier's check or a certified check payable to District, or a bid bond by an admitted surety insurer of not less than ten percent (10%) of amount of Base Bid, plus all additive alternates ("Bid Bond"). If Bidder chooses to provide a Bid Bond as security, Bidder must use the required form of corporate surety provided by District. The Surety on Bidder's Bid Bond must be an insurer admitted in the State of California and authorized to issue surety bonds in the State of California. Bids submitted without necessary bid security will be deemed nonresponsive and will not be considered.
12. If Bidder to whom the Contract is awarded fails or neglects to enter into the Contract and submit required bonds, insurance certificates, and all other required documents, within **FOURTEEN (14)** calendar days after the date of the Notice of Award, District may deposit Bid Bond, cash, cashier's check, or certified check for collection, and proceeds thereof may be retained by District as liquidated damages for failure of Bidder to enter into Contract, in the sole discretion of District. It is agreed that calculation of damages District may suffer as a result of Bidder's failure to enter into the Contract would be extremely difficult and impractical to determine and that the amount of the Bidder's required bid security shall be the agreed and conclusively presumed amount of damages.
13. Bidders must submit with the bid the Designated Subcontractors List for those subcontractors who will perform any portion of Work, including labor, rendering of service, or specially fabricating and installing a portion of the Work or improvement according to detailed drawings contained in the plans and specifications, in excess of one half of one percent (0.5%) of total bid. Failure to submit this list when required by law shall result in bid being deemed nonresponsive and the bid will not be considered.

14. All of the listed subcontractors are required to be registered as a public works contractor with the Department of Industrial Relations pursuant to the Labor Code.
 - a. An inadvertent error in listing the California contractor license number on the Designated Subcontractors List shall not be grounds for filing a bid protest or grounds for considering the bid nonresponsive if the correct contractor's license number is submitted to the District within 24 hours after the bid opening and the corrected number corresponds with the submitted name and location for that subcontractor.
 - b. An inadvertent error listing an unregistered subcontractor shall not be grounds for filing a bid protest or grounds for considering the bid nonresponsive provided that any of the following apply:
 - (1) The subcontractor is registered prior to the bid opening.
 - (2) The subcontractor is registered and has paid the penalty registration fee within 24 hours after the bid opening.
 - (3) The subcontractor is replaced by another registered subcontractor pursuant to Public Contract Code section 4107.
15. If a mandatory pre-bid conference and site visit ("Site Visit") is required as referenced in the Notice to Bidders, then Bidders must submit the Site Visit Certification with their Bid. District will transmit to all prospective Bidders of record such Addenda as District in its discretion considers necessary in response to questions arising at the Site Visit. Oral statements shall not be relied upon and will not be binding or legally effective. Addenda issued by the District as a result of the Site Visit, if any, shall constitute the sole and exclusive record and statement of the results of the Site Visit.
16. Bidders shall submit the Non-Collusion Declaration with their bids. Bids submitted without the Non-Collusion Declaration shall be deemed nonresponsive and will not be considered.
17. The Contractor and all Subcontractors under the Contractor shall pay all workers on all work performed pursuant to the Contract not less than the general prevailing rate of per diem wages and the general prevailing rate for holiday and overtime work as determined by the Director of the Department of Industrial Relations, State of California, for the type of work performed and the locality in which the work is to be performed within the boundaries of the District, pursuant to sections 1770 et seq. of the California Labor Code. Copies of the general prevailing rates of per diem wages for each craft, classification, or type of worker needed to execute the Contract, as determined by Director of the Department of Industrial Relations, are available upon request at the District's principal office. Prevailing wage rates are also available on the internet at <http://www.dir.ca.gov>.
18. Section 17076.11 of the Education Code requires school districts using funds allocated pursuant to the State of California School Facility Program for the construction and/or modernization of school building(s) to have a participation goal for disabled veteran business enterprises ("DVBE") of at least three percent (3%) per year of the overall dollar amount expended on projects that receive state funding or demonstrate its good faith effort to solicit DVBE participation in this Contract. In

order to meet this requirement by demonstrating a good faith effort, Bidder must advertise for DVBE-certified subcontractors and suppliers before submitting its Bid. For any project that is at least partially state-funded, the lowest responsive responsible Bidder awarded the Contract must submit certification of compliance with the procedures for implementation of DVBE contracting goals with its signed Agreement. DVBE Certification form is attached. Do not submit this form with your Bid. Submit forms within four (4) days after Notice of Award.

19. Submission of bid signifies careful examination of Contract Documents and complete understanding of the nature, extent, and location of Work to be performed. Bidders must complete the tasks listed below as a condition to bidding, and submission of a bid shall constitute the Bidder's express representation to District that Bidder has fully completed the following:
 - a. Bidder has visited the Site, if required, and has examined thoroughly and understood the nature and extent of the Contract Documents, Work, Site, locality, actual conditions, as-built conditions, and all local conditions and federal, state and local laws, and regulations that in any manner may affect cost, progress, performance, or furnishing of Work or that relate to any aspect of the means, methods, techniques, sequences, or procedures of construction to be employed by Bidder and safety precautions and programs incident thereto;
 - b. Bidder has conducted or obtained and has understood all examinations, investigations, explorations, tests, reports, and studies that pertain to the subsurface conditions, as-built conditions, underground facilities, and all other physical conditions at or contiguous to the Site or otherwise that may affect the cost, progress, performance, or furnishing of Work, as Bidder considers necessary for the performance or furnishing of Work at the Contract Sum, within the Contract Time, and in accordance with the other terms and conditions of Contract Documents, including specifically the provisions of the General Conditions; and no additional examinations, investigations, explorations, tests, reports, studies, or similar information or data are or will be required by Bidder for such purposes;
 - c. Bidder has correlated its knowledge and the results of all such observations, examinations, investigations, explorations, tests, reports, and studies with the terms and conditions of the Contract Documents;
 - d. Bidder has given the District prompt written notice of all conflicts, errors, ambiguities, or discrepancies that it has discovered in or among the Contract Documents and the actual conditions, and the written resolution(s) thereof by the District is/are acceptable to Bidder;
 - e. Bidder has made a complete disclosure in writing to the District of all facts bearing upon any possible interest, direct or indirect, that Bidder believes any representative of the District or other officer or employee of the District presently has or will have in this Contract or in the performance thereof or in any portion of the profits thereof;
 - f. Bidder must, prior to bidding, perform the work, investigations, research, and analysis required by this document and that Bidder represented in its Bid Form and Proposal and the Agreement that it performed prior to bidding.

Contractor under this Contract is charged with all information and knowledge that a reasonable bidder would ascertain from having performed this required work, investigation, research, and analysis. Bid prices must include entire cost of all work "incidental" to completion of the Work.

- g. Conditions Shown on the Contract Documents: Information as to underground conditions, as-built conditions, or other conditions or obstructions, indicated in the Contract Documents, e.g., on Drawings or in Specifications, has been obtained with reasonable care, and has been recorded in good faith. However, District only warrants, and Bidder may only rely, on the accuracy of limited types of information.
- (1) As to above-ground conditions or as-built conditions shown or indicated in the Contract Documents, there is no warranty, express or implied, or any representation express or implied, that such information is correctly shown or indicated. This information is verifiable by independent investigation and Bidder is required to make such verification as a condition to bidding. In submitting its Bid, Bidder shall rely on the results of its own independent investigation. In submitting its Bid, Bidder shall not rely on District-supplied information regarding above-ground conditions or as-built conditions.
 - (2) As to any subsurface condition shown or indicated in the Contract Documents, Bidder may rely only upon the general accuracy of actual reported depths, actual reported character of materials, actual reported soil types, actual reported water conditions, or actual obstructions shown or indicated. District is not responsible for the completeness of such information for bidding or construction; nor is District responsible in any way for any conclusions or opinions that the Bidder has drawn from such information; nor is the District responsible for subsurface conditions that are not specifically shown (for example, District is not responsible for soil conditions in areas contiguous to areas where a subsurface condition is shown).
- h. Conditions Shown in Reports and Drawings Supplied for Informational Purposes: Reference is made to the document entitled Geotechnical Data, and the document entitled Existing Conditions, for identification of:
- (1) Subsurface Conditions: Those reports of explorations and tests of subsurface conditions at or contiguous to the Site that have been utilized by Architect in preparing the Contract Documents; and
 - (2) Physical Conditions: Those drawings of physical conditions in or relating to existing surface or subsurface structures at or contiguous to the Site that has been utilized by Architect in preparing the Contract Documents.
 - (3) These reports and drawings are **not** Contract Documents and, except for any "technical" data regarding subsurface conditions specifically identified in Geotechnical Data and Existing Conditions, and underground facilities data, Bidder may not in any manner rely on the information in these reports and drawings. Subject to the foregoing, Bidder must make its own independent investigation of all conditions

affecting the Work and must not rely on information provided by District.

20. Bids shall be based on products and systems specified in Contract Documents or listed by name in Addenda. Whenever in the Specifications any materials, process, or article is indicated or specified by grade, patent, or proprietary name, or by name of manufacturer, that Specification shall be deemed to be followed by the words "or equal." Bidder may, unless otherwise stated, offer any material, process, or article that shall be substantially equal or better in every respect to that so indicated or specified. The District is not responsible and/or liable in any way for a Contractor's damages and/or claims related, in any way, to that Contractor's basing its bid on any requested substitution that the District has not approved in advance and in writing. Contractors and materials suppliers who submit requests for substitutions prior to the award of the Contract must do so in writing and in compliance with Public Contract Code section 3400. All requests must comply with the following:
- a. District must receive any notice of request for substitution of a specified item a minimum of **TEN (10)** calendar days prior to bid opening. The Successful Bidder will not be allowed to substitute specified items unless properly noticed.
 - b. Within 35 days after the date of the Notice of Award, the Successful Bidder shall submit data substantiating the request(s) for all substitution(s) containing sufficient information to assess acceptability of product or system and impact on Project, including, without limitation, the requirements specified in the Special Conditions and the Specifications. Insufficient information shall be grounds for rejection of substitution.
 - c. Approved substitutions, if any, shall be listed in Addenda. District reserves the right not to act upon submittals of substitutions until after bid opening.
 - d. Substitutions may be requested after Contract has been awarded only if indicated in and in accordance with requirements specified in the Special Conditions and the Specifications.
21. Bidders may examine any available "as-built" drawings of previous work by giving District reasonable advance notice. District will not be responsible for accuracy of "as-built" drawings. The document entitled Existing Conditions applies to all supplied "as-built" drawings.
22. All questions about the meaning or intent of the Contract Documents are to be directed via email to the Architect/District to montelongoj@bcasd.com, wastaferrrod@bcasd.com. Interpretations or clarifications considered necessary by the District in response to such questions will be issued in writing by Addenda and emailed, faxed, mailed, or delivered to all parties recorded by the District as having received the Contract Documents or posted on the District's website at
- <http://mot.bcsd.com/Construction%20Consultants/MLK%20ES%20-%20Wellness%20Center%2022243.00-09-WEL,%20Parent%20Center%2022243.00-09-PRC,%20T-Kindergarten%2023189.00-09-TK/>

Questions received less than **SEVEN (7)** calendar days prior to the date for opening bids may not be answered. Only questions answered by formal written Addenda will be binding. Oral and other interpretations or clarifications will be without legal effect.

23. Addenda may also be issued to modify other parts of the Contract Documents as deemed advisable by the District.
24. Each Bidder must acknowledge each Addendum in its Bid Form and Proposal by number or its Bid shall be considered non-responsive. Each Addendum shall be part of the Contract Documents. A complete listing of Addenda may be secured from the District.
25. This Contract may include alternates. Alternates are defined as alternate products, materials, equipment, systems, methods, or major elements of the construction that may, at the District's option and under terms established in the Contract and pursuant to section 20103.8 of the Public Contract Code, be selected for the Work.
26. The District shall award the Contract, if it awards it at all, to the lowest responsive responsible bidder based on the criteria as indicated in the Notice to Bidders. In the event two or more responsible bidders submit identical bids, the District shall select the Bidder to whom to award the Contract by lot.
27. Discrepancies between written words and figures, or words and numerals, will be resolved in favor of figures or numerals.
28. Bidders in contention for contract awards shall be required to attend a Post-Bid interview, which will be set within three (3) calendar days following bid opening. A duly authorized representative of the apparent low bidder is required to attend the Post Bid Interview, in person. The apparent low bidder's authorized representative(s) must have (1) knowledge of how the bid submitted was prepared, (2) the person responsible for supervising performance of the Work, and (3) the authority to bind the apparent low bidder. Failure to attend the Post Bid Interview as scheduled will be considered just cause for the District to reject the Bid as nonresponsive.
29. Any bid protest by any Bidder regarding any other bid must be submitted in writing to the District, before 5:00 p.m. of the **THIRD (3rd)** business day following bid opening.
 - a. Only a Bidder who has actually submitted a bid, and who could be awarded the Contract if the bid protest is upheld, is eligible to submit a bid protest. Subcontractors are not eligible to submit bid protests. A Bidder may not rely on the bid protest submitted by another Bidder.
 - b. A bid protest must contain a complete statement of any and all bases for the protest and all supporting documentation. Materials submitted after the bid protest deadline will not be considered.
 - c. The protest must refer to the specific portions of all documents that form the basis for the protest.

- (1) Without limitation to any other basis for protest, an inadvertent error in listing the California contractor's license number on the Designated Subcontractors List shall not be grounds for filing a bid protest or grounds for considering the bid nonresponsive if the correct contractor's license number is submitted to the District within 24 hours after the bid opening and the corrected number corresponds with the submitted name and location for that subcontractor.
 - (2) Without limitation to any other basis for protest, an inadvertent error listing an unregistered subcontractor shall not be grounds for filing a bid protest or grounds for considering the bid nonresponsive provided that any of the following apply:
 - (i) The subcontractor is registered prior to the bid opening.
 - (ii) The subcontractor is registered and has paid the penalty registration fee within 24 hours after the bid opening.
 - (iii) The subcontractor is replaced by another registered subcontractor pursuant to Public Contract Code section 4107.
 - d. The protest must include the name, address and telephone number of the person representing the protesting party.
 - e. The party filing the protest must concurrently transmit a copy of the protest and any attached documentation to all other parties with a direct financial interest that may be adversely affected by the outcome of the protest. Such parties shall include all other bidders or proposers who appear to have a reasonable prospect of receiving an award depending upon the outcome of the protest.
 - f. The procedure and time limits set forth in this paragraph are mandatory and are each bidder's sole and exclusive remedy in the event of bid protest. Failure to comply with these procedures shall constitute a waiver of any right to further pursue the bid protest, including filing a Government Code Claim or legal proceedings.
30. The Bidder to whom Contract is awarded shall execute and submit the following documents by 5:00 p.m. of the **FOURTEENTH (14th)** calendar day following the date of the Notice of Award. Failure to properly and timely submit these documents entitles District to reject the bid as nonresponsive.
- a. Agreement: To be executed by successful Bidder. Submit four (2) copies, each bearing an original signature.
 - b. Performance Bond (100%): On the form provided in the Contract Documents and fully executed as indicated on the form.
 - c. Payment Bond (Contractor's Labor and Material Bond) (100%): On the form provided in the Contract Documents and fully executed as indicated on the form.
 - d. Insurance Certificates and Endorsements as required.

- e. Workers' Compensation Certification.
 - f. Prevailing Wage and Related Labor Requirements Certification.
 - g. Disabled Veteran Business Enterprise Participation Certification.
 - h. Drug-Free Workplace Certification.
 - i. Tobacco-Free Environment Certification.
 - j. Hazardous Materials Certification.
 - k. Lead-Based Materials Certification.
 - l. Imported Materials Certification
 - m. Criminal Background Investigation/Fingerprinting Certification.
 - n. Registered Subcontractors List (One for each Building): Must include Department of Industrial Relations (DIR) registration number of each subcontractor for all tiers.
31. Time for Completion: District may issue a Notice to Proceed within **NINETY (90)** days from the date of the Notice of Award. Once Contractor has received the Notice to Proceed, Contractor shall complete the Work within the period of time indicated in the Contract Documents.
- a. In the event that the District desires to postpone issuing the Notice to Proceed beyond this 90-day period, it is expressly understood that with reasonable notice to the Contractor, the District may postpone issuing the Notice to Proceed.
 - b. It is further expressly understood by Contractor that Contractor shall not be entitled to any claim of additional compensation as a result of the postponement of the issuance of the Notice to Proceed beyond a 90-day period. If the Contractor believes that a postponement of issuance of the Notice to Proceed will cause a hardship to the Contractor, the Contractor may terminate the Contract. Contractor's termination due to a postponement beyond this 90-day period shall be by written notice to District within **TEN (10)** calendar days after receipt by Contractor of District's notice of postponement.
 - c. It is further understood by the Contractor that in the event that Contractor terminates the Contract as a result of postponement by the District, the District shall only be obligated to pay Contractor for the Work that Contractor had performed at the time of notification of postponement and which the District had in writing authorized Contractor to perform prior to issuing a Notice to Proceed.
 - d. Should the Contractor terminate the Contract as a result of a notice of postponement, District shall have the authority to award the Contract to the next lowest responsive responsible bidder.

32. District reserves the right to reject any or all bids, including without limitation the right to reject any or all nonconforming, nonresponsive, unbalanced, or conditional bids, to re-bid, and to reject the bid of any bidder if District believes that it would not be in the best interest of the District to make an award to that bidder, whether because the bid is not responsive or the bidder is unqualified or of doubtful financial ability or fails to meet any other pertinent standard or criteria established by District. District also reserves the right to waive any inconsequential deviations or irregularities in any bid. For purposes of this paragraph, an "unbalanced bid" is one having nominal prices for some work items and/or enhanced prices for other work items.
33. It is the policy of the District that no qualified person shall be excluded from participating in, be denied the benefits of, or otherwise be subjected to discrimination in any consideration leading to the award of contract, based on race, color, gender, sexual orientation, political affiliation, age, ancestry, religion, marital status, national origin, medical condition or disability. The Successful Bidder and its subcontractors shall comply with applicable federal and state laws, including, but not limited to the California Fair Employment and Housing Act, beginning with Government Code section 12900, and Labor Code section 1735.
34. Prior to the award of Contract, District reserves the right to consider the responsibility of the Bidder. District may conduct investigations as District deems necessary to assist in the evaluation of any bid and to establish the responsibility, including, without limitation, qualifications and financial ability of Bidders, proposed subcontractors, suppliers, and other persons and organizations to perform and furnish the Work in accordance with the Contract Documents to District's satisfaction within the prescribed time.
35. Bidder expressly acknowledges that it is familiar with and capable of complying with applicable federal, State, and local requirements relating to COVID-19 or other public health emergency/epidemic/pandemic protocols.

END OF DOCUMENT

DOCUMENT 00 21 13.1

BIDDER INFORMATION AND FORMS

This is a General Bid Delivery Method with one General Contractor planned to be awarded for the construction of all three buildings / DSA Project Number. Awarded General Contractor will be required to submit three separate schedule of values and notarized payment applications, one for each building / project number. District will issue three DIR numbers, one for each building / project number, and District will require three separate registered Subcontractors Lists.

END OF DOCUMENT

EXISTING CONDITIONS

1. Summary

This document describes existing conditions at or near the Project, and use of information available regarding existing conditions. This document is **not** part of the Contract Documents. See General Conditions for definition(s) of terms used herein.

2. Reports and Information on Existing Conditions

- a. Documents providing a general description of the Site and conditions of the Work may have been collected by the Bakersfield City School District ("District"), its consultants, contractors, and tenants. These documents may, but are not required to, include previous contracts, contract specifications, tenant improvement contracts, as-built drawings, utility drawings, and information regarding underground facilities.
- b. Information regarding existing conditions may be inspected at the District offices or the Construction Manager's offices, if any, and copies may be obtained at cost of reproduction and handling upon Bidder's agreement to pay for such copies. These reports, documents, and other information are **not** part of the Contract Documents. These reports, documents, and other information do **not** excuse Contractor from fulfilling Contractor's obligation to independently investigate any or all existing conditions or from using reasonable prudent measures to avoid damaging existing improvements.
- c. Information regarding existing conditions may also be included in the Project Manual, but shall **not** be considered part of the Contract Documents.
- d. Prior to commencing this Work, Contractor and the District's representative shall survey the Site to document the condition of the Site. Contractor will record the survey in digital videotape format and provide an electronic copy to the District within fourteen (14) days of the survey.
- e. Contractor may also document any pre-existing conditions in writing, provided that both the Contractor and the District's representative agree on said conditions and sign a memorandum documenting the same.
- f. The reports and other data or information regarding existing conditions and underground facilities at or contiguous to the Project are the following:
 - (1) Original Construction Drawings.
 - (2) Survey of Site.
 - (3) Geotechnical Report(s).

3. Use of Information

- a. Information regarding existing conditions was obtained only for use of District and its consultants, contractors, and tenants for planning and design and is **not** part of the Contract Documents.
- b. District does not warrant, and makes no representation regarding, the accuracy or thoroughness of any information regarding existing conditions. Bidder represents and agrees that in submitting a bid it is not relying on any information regarding existing conditions supplied by District.
- c. Under no circumstances shall District be deemed to warrant or represent existing above-ground conditions, as-built conditions, or other actual conditions, verifiable by independent investigation. These conditions are verifiable by Bidder by the performance of its own independent investigation that Bidder must perform as a condition to bidding and Bidder should not and shall not rely on this information or any other information supplied by District regarding existing conditions.
- d. Any information shown or indicated in the reports and other data supplied herein with respect to existing underground facilities at or contiguous to the Project may be based upon information and data furnished to District by the District's employees and/or consultants or builders of such underground facilities or others. District does not assume responsibility for the completeness of this information, and Bidder is solely responsible for any interpretation or conclusion drawn from this information.
- e. District shall be responsible only for the general accuracy of information regarding underground facilities, and only for those underground facilities that are owned by District, and only where Bidder has conducted the independent investigation required of it pursuant to the Instructions to Bidders, and discrepancies are not apparent.

4. Investigations/Site Examinations

- a. Before submitting a bid, each Bidder is responsible for conducting or obtaining any additional or supplementary examinations, investigations, explorations, tests, studies, and data concerning conditions (surface, subsurface, and underground facilities) at or contiguous to the Site or otherwise, that may affect cost, progress, performance, or furnishing of Work or that relate to any aspect of the means, methods, techniques, sequences, or procedures of construction to be employed by Bidder and safety precautions and programs incident thereto or that Bidder deems necessary to determine its Bid for performing and furnishing the Work in accordance with the time, price, and other terms and conditions of Contract Documents.
- b. On request, District will provide each Bidder access to the Site to conduct such examinations, investigations, explorations, tests, and studies, as each Bidder deems necessary for submission of a bid. Bidders must fill all holes and clean up and restore the Site to its former condition upon completion of its explorations, investigations, tests, and studies. Such investigations and Site examinations may be performed during any and all Site visits indicated in the Notice to Bidders and only under the provisions of the Contract

Documents, including, but not limited to, proof of insurance and obligation to indemnify against claims arising from such work, and District's prior approval.

END OF DOCUMENT

GEOTECHNICAL DATA

1. Summary

This document describes geotechnical data at or near the Project that is in the District's possession available for Contractor's review, and use of data resulting from various investigations. This document is **not** part of the Contract Documents. See General Conditions for definition(s) of terms used herein.

2. Geotechnical Reports

- a. Geotechnical reports may have been prepared for and around the Site and/or in connection with the Work by soil investigation engineers hired by Bakersfield City School District ("District"), and its consultants, contractors, and tenants.
- b. Geotechnical reports may be inspected at the District offices or the Construction Manager's offices, if any, and copies may be obtained at cost of reproduction and handling upon Bidder's agreement to pay for such copies. These reports are **not** part of the Contract Documents.
- c. The reports and drawings of physical conditions that may relate to the Project are the following:

Geotechnical Engineering & Geological Hazards Investigation Proposed New Elementary School Citadel Street near Belle Terrace – November 1, 2017 – Krazan & Associates

3. Use of Data

- a. Geotechnical data were obtained only for use of District and its consultants, contractors, and tenants for planning and design and are **not** a part of Contract Documents.
- b. Except as expressly set forth below, District does not warrant, and makes no representation regarding, the accuracy or thoroughness of any geotechnical data. Bidder represents and agrees that in submitting a bid it is not relying on any geotechnical data supplied by District, except as specifically allowed below.
- c. Under no circumstances shall District be deemed to make a warranty or representation of existing above ground conditions, as-built conditions, geotechnical conditions, or other actual conditions verifiable by independent investigation. These conditions are verifiable by Bidder by the performance of its own independent investigation that Bidder should perform as a condition to bidding and Bidder must not and shall not rely on information supplied by District.

4. Limited Reliance Permitted on Certain Information

- a. Reference is made herein for identification of:

Reports of explorations and tests of subsurface conditions at or contiguous to the Site that have been utilized by District in preparation of the Contract Documents.

Drawings of physical conditions in or relating to existing subsurface structures (except underground facilities) that are at or contiguous to the Site and have been utilized by District in preparation of the Contract Documents.

- b. Bidder may rely upon the general accuracy of the "technical data" contained in the reports and drawings identified above, but only insofar as it relates to subsurface conditions, provided Bidder has conducted the independent investigation required pursuant to Instructions to Bidders, and discrepancies are not apparent. The term "technical data" in the referenced reports and drawings shall be limited as follows:
- (1) The term "technical data" shall include actual reported depths, reported quantities, reported soil types, reported soil conditions, and reported material, equipment or structures that were encountered during subsurface exploration. The term "technical data" does not include, and Bidder may not rely upon, any other data, interpretations, opinions or information shown or indicated in such drawings or reports that otherwise relate to subsurface conditions or described structures.
 - (2) The term "technical data" shall not include the location of underground facilities.
 - (3) Bidder may not rely on the completeness of reports and drawings for the purposes of bidding or construction. Bidder may rely upon the general accuracy of the "technical data" contained in such reports or drawings.
 - (4) Bidder is solely responsible for any interpretation or conclusion drawn from any "technical data" or any other data, interpretations, opinions, or information provided in the identified reports and drawings.

5. Investigations/Site Examinations

- a. Before submitting a bid, each Bidder is responsible for conducting or obtaining any additional or supplementary examinations, investigations, explorations, tests, studies, and data concerning conditions (surface, subsurface, and underground facilities) at or contiguous to the Site or otherwise, that may affect cost, progress, performance, or furnishing of Work or that relate to any aspect of the means, methods, techniques, sequences, or procedures of construction to be employed by Bidder and safety precautions and programs incident thereto or that Bidder deems necessary to determine its Bid for performing and furnishing the Work in accordance with the time, price, and other terms and conditions of Contract Documents.
- b. On request, District will provide each Bidder access to the Site to conduct such examinations, investigations, explorations, tests, and studies, as each

Bidder deems necessary for submission of a bid. Bidders must fill all holes and clean up and restore the Site to its former condition upon completion of its explorations, investigations, tests, and studies. Such investigations and Site examinations may be performed during any and all Site visits indicated in the Notice to Bidders and only under the provisions of the Contract Documents, including, but not limited to, proof of insurance and obligation to indemnify against claims arising from such work, and District's prior approval.

END OF DOCUMENT

BID FORM AND PROPOSAL

To: Governing Board of the Bakersfield City School District ("District" or "Owner")

From: _____
(Proper Name of Bidder)

The undersigned declares that Bidder has read and understands the Contract Documents, including, without limitation, the Notice to Bidders and the Instructions to Bidders, and agrees and proposes to furnish all necessary labor, materials, and equipment to perform and furnish all work in accordance with the terms and conditions of the Contract Documents, including, without limitation, the Drawings and Specifications of for the following projects known as:

Martin Luther King Jr. Elementary School - Wellness Center / 22243.00-09-WEL / DSA # 03-122605, Parent Center / 22243.00-09-PRC / DSA # 03-122604, T-Kindergarten / 23189.00-09-TK / DSA # 03-123900

("Project" or "Contract") and will accept in full payment for that Work the following grand total lump sum amount, all taxes included:

_____	dollars	\$ _____
WELLNESS CENTER TOTAL		
_____	dollars	\$ _____
PARENT CENTER TOTAL		
_____	dollars	\$ _____
TRANSITIONAL KINDERGARTEN TOTAL		
_____	dollars	\$ _____
BASE BID GRAND TOTAL		
<i>Bidder acknowledges and agrees that the Base Bid Grand Total accounts for any and all Allowance(s)</i>		

Additive/Deductive Alternates: None

1. The undersigned has reviewed the Work outlined in the Contract Documents and fully understands the scope of Work required in this Proposal, understands the construction and project management function(s) is described in the Contract Documents, and that each Bidder who is awarded a contract shall be in fact a prime

contractor, not a subcontractor, to the District, and agrees that its Proposal, if accepted by the District, will be the basis for the Bidder to enter into a contract with the District in accordance with the intent of the Contract Documents.

2. The undersigned has notified the District in writing of any discrepancies or omissions or of any doubt, questions, or ambiguities about the meaning of any of the Contract Documents, and has contacted the Construction Manager before bid date to verify the issuance of any clarifying Addenda.
3. The undersigned agrees to commence work under this Contract on the date established in the Contract Documents and to complete all work within the time specified in the Contract Documents.
4. The liquidated damages clause of the General Conditions and Agreement is hereby acknowledged.
5. It is understood that the District reserves the right to reject this bid and that the bid shall remain open to acceptance and is irrevocable for a period of ninety (90) days.
6. The following documents are attached hereto:
 - Bid Bond on the District's form or other security
 - Designated Subcontractors List
 - Non-Collusion Declaration
 - Iran Contracting Act Certification
7. Receipt and acceptance of the following Addenda is hereby acknowledged:

Wellness Center – 03-122605

No. _____, Dated _____	No. _____, Dated _____
No. _____, Dated _____	No. _____, Dated _____
No. _____, Dated _____	No. _____, Dated _____

Parent Center – 03-122604

No. _____, Dated _____	No. _____, Dated _____
No. _____, Dated _____	No. _____, Dated _____
No. _____, Dated _____	No. _____, Dated _____

Transitional Kindergarten – 03-123900

No. _____, Dated _____	No. _____, Dated _____
No. _____, Dated _____	No. _____, Dated _____
No. _____, Dated _____	No. _____, Dated _____

8. Bidder acknowledges that the license required for performance of the Work is a B license.
9. Bidder hereby certifies that Bidder is able to furnish labor that can work in harmony with all other elements of labor employed or to be employed on the Work.
10. Bidder specifically acknowledges and understands that if it is awarded the Contract, that it shall perform the Work of the Project while complying with all requirements of the Department of Industrial Relations.
11. Bidder hereby certifies that its bid includes sufficient funds to permit Bidder to comply with all local, state or federal labor laws or regulations during the Project, including payment of prevailing wage, and that Bidder will comply with the provisions of Labor Code section 2810(d) if awarded the Contract
12. Bidder specifically acknowledges and understands that if it is awarded the Contract, that it shall perform the Work of the Project while complying with the Davis Bacon Act, applicable reporting requirements, and any and all other applicable requirements for federal funding. If a conflict exists, the more stringent requirement shall control.
13. Bidder represents that it is competent, knowledgeable, and has special skills with respect to the nature, extent, and inherent conditions of the Work to be performed. Bidder further acknowledges that there are certain peculiar and inherent conditions existent in the construction of the Work that may create, during the Work, unusual or peculiar unsafe conditions hazardous to persons and property.
14. Bidder expressly acknowledges that it is aware of such peculiar risks and that it has the skill and experience to foresee and to adopt protective measures to adequately and safely perform the Work with respect to such hazards.
15. Bidder expressly acknowledges that it is familiar with and capable of complying with applicable federal, State, and local requirements relating to COVID-19 or other public health emergency/epidemic/pandemic including, if required, preparing, posting, and implementing a Social Distancing Protocol.
16. Bidder expressly acknowledges that it is aware that if a false claim is knowingly submitted (as the terms "claim" and "knowingly" are defined in the California False Claims Act, Gov. Code, § 12650 et seq.), the District will be entitled to civil remedies set forth in the California False Claim Act. It may also be considered fraud and the Contractor may be subject to criminal prosecution.

17. The undersigned Bidder certifies that it is, at the time of bidding, and shall be throughout the period of the Contract, licensed by the State of California to do the type of work required under the terms of the Contract Documents and registered as a public works contractor with the Department of Industrial Relations. Bidder further certifies that it is regularly engaged in the general class and type of work called for in the Contract Documents.

Furthermore, Bidder hereby certifies to the District that all representations, certifications, and statements made by Bidder, as set forth in this bid form, are true and correct and are made under penalty of perjury.

Dated this _____ day of _____ 20 ____

Name of Bidder: _____

Type of Organization: _____

Signature: _____

Print Name: _____

Title: _____

Address of Bidder: _____

Taxpayer Identification No. of Bidder: _____

Telephone Number: _____

Fax Number: _____

E-mail: _____ Web Page: _____

Contractor's License No(s): No.: _____ Class: _____ Expiration Date: _____

No.: _____ Class: _____ Expiration Date: _____

No.: _____ Class: _____ Expiration Date: _____

Public Works Contractor Registration No.: _____

END OF DOCUMENT

BID BOND

(Note: If Bidder is providing a bid bond as its bid security, Bidder must use this form, NOT a surety company form.)

KNOW ALL PERSONS BY THESE PRESENTS:

That the undersigned, _____, as Principal ("Principal"),
and _____, as
Surety ("Surety"), a corporation organized and existing under and by virtue of the laws of
the State of California and authorized to do business as a surety in the State of California,
are held and firmly bound unto the Bakersfield City School District ("District") of Kern
County, State of California, as Obligee, in an amount equal to ten percent (10%) of the
Base Bid plus alternates, in the sum of

_____ Dollars (\$ _____)

lawful money of the United States of America, for the payment of which sum well and truly
to be made, we, and each of us, bind ourselves, our heirs, executors, administrators,
successors, and assigns, jointly and severally, firmly by these presents.

THE CONDITION OF THIS OBLIGATION IS SUCH that whereas the Principal has submitted a
bid to the District for all Work specifically described in the accompanying bid for the
following project: _____ ("Project" or "Contract").

NOW, THEREFORE, if the Principal is awarded the Contract and, within the time and manner
required under the Contract Documents, after the prescribed forms are presented to
Principal for signature, enters into a written contract, in the prescribed form in accordance
with the bid, and files two bonds, one guaranteeing faithful performance and the other
guaranteeing payment for labor and materials as required by law, and meets all other
conditions to the Contract between the Principal and the Obligee becoming effective, or if
the Principal shall fully reimburse and save harmless the Obligee from any damage
sustained by the Obligee through failure of the Principal to enter into the written contract
and to file the required performance and labor and material bonds, and to meet all other
conditions to the Contract between the Principal and the Obligee becoming effective, then
this obligation shall be null and void; otherwise, it shall be and remain in full force and
effect. The full payment of the sum stated above shall be due immediately if Principal fails
to execute the Contract within fourteen (14) days of the date of the District's Notice of
Award to Principal.

Surety, for value received, hereby stipulates and agrees that no change, extension of time,
alteration or addition to the terms of the Contract or the call for bids, or to the work to be
performed thereunder, or the specifications accompanying the same, shall in any way affect
its obligation under this bond, and it does hereby waive notice of any such change,
extension of time, alteration or addition to the terms of the Contract or the call for bids, or
to the work, or to the specifications.

In the event suit is brought upon this bond by the Obligee and judgment is recovered, the Surety shall pay all costs incurred by the Obligee in such suit, including a reasonable attorneys' fee to be fixed by the Court.

If the District awards the bid, the security of unsuccessful bidder(s) shall be returned within sixty (60) days from the time the award is made. Unless otherwise required by law, no bidder may withdraw its bid for ninety (90) days after the date of the bid opening.

IN WITNESS WHEREOF, this instrument has been duly executed by the Principal and Surety above named, on the _____ day of _____, 20__.

Principal

By

Surety

By

Name of California Agent of Surety

Address of California Agent of Surety

Telephone Number of California Agent of Surety

Bidder must attach Power of Attorney and Certificate of Authority for Surety and a Notarial Acknowledgment for all Surety's signatures. The California Department of Insurance must authorize the Surety to be an admitted Surety Insurer.

END OF DOCUMENT

DESIGNATED SUBCONTRACTORS LIST
(Public Contact Code Sections 4100-4114)

PROJECT: Martin Luther King Jr. ES - Wellness Center / 22243.00-09-WEL / DSA # 03-122605, Parent Center / 22243.00-09-PRC / DSA # 03-122604 and T-Kindergarten / 23189.00-09-TK / DSA # 03-123900

Bidder acknowledges and agrees that it must clearly set forth below the name, location and California contractor license number of each subcontractor who will perform work or labor or render service to the Bidder in or about the construction of the Work or who will specially fabricate and install a portion of the Work according to detailed drawings contained in the plans and specifications in an amount in excess of one-half of one percent (0.5%) of Bidder's total Base Bid and the kind of Work that each will perform. Vendors or suppliers of materials only do not need to be listed.

Bidder acknowledges and agrees that, if Bidder fails to list as to any portion of Work, or if Bidder lists more than one subcontractor to perform the same portion of Work, Bidder must perform that portion itself or be subjected to penalty under applicable law. In case more than one subcontractor is named for the same kind of Work, state the portion of the kind of Work that each subcontractor will perform.

If alternate bid(s) is/are called for and Bidder intends to use subcontractors different from or in addition to those subcontractors listed for work under the Base Bid, Bidder must list subcontractors that will perform Work in an amount in excess of one half of one percent (0.5%) of Bidder's total Base Bid plus alternate(s).

If further space is required for the list of proposed subcontractors, attach additional copies of page 2 showing the required information, as indicated below.

Subcontractor Name: _____

CA Cont. Lic. #: _____ Location: _____

DIR Registration #: _____

Portion of Work: _____

Subcontractor Name: _____

CA Cont. Lic. #: _____ Location: _____

DIR Registration #: _____

Portion of Work: _____

Subcontractor Name: _____

CA Cont. Lic. #: _____ Location: _____

DIR Registration #: _____

Portion of Work: _____

Subcontractor Name: _____

CA Cont. Lic. #: _____ Location: _____

DIR Registration #: _____

Portion of Work: _____

Subcontractor Name: _____

CA Cont. Lic. #: _____ Location: _____

DIR Registration #: _____

Portion of Work: _____

Subcontractor Name: _____

CA Cont. Lic. #: _____ Location: _____

DIR Registration #: _____

Portion of Work: _____

Subcontractor Name: _____

CA Cont. Lic. #: _____ Location: _____

DIR Registration #: _____

Portion of Work: _____

Subcontractor Name: _____

CA Cont. Lic. #: _____ Location: _____

DIR Registration #: _____

Portion of Work: _____

Date: _____

Proper Name of Bidder: _____

Signature: _____

Print Name: _____

Title: _____

END OF DOCUMENT

**NON-COLLUSION DECLARATION
(Public Contract Code Section 7106)**

The undersigned declares:

I am the _____ of _____, the party making the foregoing bid.
[Title] [Name of Firm]

The bid is not made in the interest of, or on behalf of, any undisclosed person, partnership, company, association, organization, or corporation. The bid is genuine and not collusive or sham. The bidder has not directly or indirectly induced or solicited any other bidder to put in a false or sham bid. The bidder has not directly or indirectly colluded, conspired, connived, or agreed with any bidder or anyone else to put in a sham bid, or to refrain from bidding. The bidder has not in any manner, directly or indirectly, sought by agreement, communication, or conference with anyone to fix the bid price of the bidder or any other bidder, or to fix any overhead, profit, or cost element of the bid price, or of that of any other bidder. All statements contained in the bid are true. The bidder has not, directly or indirectly, submitted his or her bid price or any breakdown thereof, or the contents thereof, or divulged information or data relative thereto, to any corporation, partnership, company, association, organization, bid depository, or to any member or agent thereof, to effectuate a collusive or sham bid, and has not paid, and will not pay, any person or entity for such purpose.

Any person executing this declaration on behalf of a bidder that is a corporation, partnership, joint venture, limited liability company, limited liability partnership, or any other entity, hereby represents that he or she has full power to execute, and does execute, this declaration on behalf of the bidder.

I declare under penalty of perjury under the laws of the State of California that the foregoing is true and correct and that this declaration is executed on _____,
[Date]

at _____, _____.
[City] [State]

Date: _____

Proper Name of Bidder: _____

Signature: _____

Print Name: _____

Title: _____

END OF DOCUMENT

IRAN CONTRACTING ACT CERTIFICATION
(Public Contract Code Sections 2202-2208)

PROJECT/CONTRACT NO.: Martin Luther King Jr. ES - Wellness Center / 22243.00-09-WEL / DSA # 03-122605, Parent Center / 22243.00-09-PRC / DSA # 03-122604 and T-Kindergarten / 23189.00-09-TK / DSA # 03-123900 between the Bakersfield City School District ("District") and _____ ("Contractor" or "Bidder") ("Contract" or "Project").

Prior to bidding on or submitting a proposal for a contract for goods or services of \$1,000,000 or more, the bidder/proposer must submit this certification pursuant to Public Contract Code section 2204.

The bidder/proposer must complete **ONLY ONE** of the following two options. To complete OPTION 1, check the corresponding box **and** complete the certification below. To complete OPTION 2, check the corresponding box, complete the certification below, and attach documentation demonstrating the exemption approval.

- OPTION 1.** Bidder/Proposer is not on the current list of persons engaged in investment activities in Iran created by the California Department of General Services ("DGS") pursuant to Public Contract Code section 2203(b), and we are not a financial institution extending twenty million dollars (\$20,000,000) or more in credit to another person, for 45 days or more, if that other person will use the credit to provide goods or services in the energy sector in Iran and is identified on the current list of persons engaged in investment activities in Iran created by DGS.
- OPTION 2.** Bidder/Proposer has received a written exemption from the certification requirement pursuant to Public Contract Code sections 2203(c) and (d). *A copy of the written documentation demonstrating the exemption approval is included with our bid/proposal.*

CERTIFICATION:

I, the official named below, CERTIFY UNDER PENALTY OF PERJURY, that I am duly authorized to legally bind the bidder/proposer to the OPTION selected above. This certification is made under the laws of the State of California.

<i>Vendor Name/Financial Institution (Printed)</i>	<i>Federal ID Number (or n/a)</i>
<i>By (Authorized Signature)</i>	
<i>Printed Name and Title of Person Signing</i>	<i>Date Executed</i>

END OF DOCUMENT

WORKERS' COMPENSATION CERTIFICATION

PROJECT/CONTRACT NO.: Martin Luther King Jr. ES - Wellness Center / 22243.00-09-WEL / DSA # 03-122605, Parent Center / 22243.00-09-PRC / DSA # 03-122604 and T-Kindergarten / 23189.00-09-TK / DSA # 03-123900 between the Bakersfield City School District ("District") and _____ ("Contractor" or "Bidder") ("Contract" or "Project").

Labor Code section 3700, in relevant part, provides:

Every employer except the State shall secure the payment of compensation in one or more of the following ways:

- a. By being insured against liability to pay compensation by one or more insurers duly authorized to write compensation insurance in this state; and/or
- b. By securing from the Director of Industrial Relations a certificate of consent to self-insure, which may be given upon furnishing proof satisfactory to the Director of Industrial Relations of ability to self-insure and to pay any compensation that may become due to his employees.

I am aware of the provisions of section 3700 of the Labor Code which require every employer to be insured against liability for workers' compensation or to undertake self-insurance in accordance with the provisions of that code, and I will comply with such provisions before commencing the performance of the Work of this Contract.

Date: _____

Proper Name of Contractor: _____

Signature: _____

Print Name: _____

Title: _____

(In accordance with Labor Code sections 1860 and 1861, the above certificate must be signed and filed with the awarding body prior to performing any Work under this Contract.)

END OF DOCUMENT

**PREVAILING WAGE AND
RELATED LABOR REQUIREMENTS CERTIFICATION**

PROJECT/CONTRACT NO.: Martin Luther King Jr. ES - Wellness Center / 22243.00-09-WEL / DSA # 03-122605, Parent Center / 22243.00-09-PRC / DSA # 03-122604 and T-Kindergarten / 23189.00-09-TK / DSA # 03-123900 between the Bakersfield City School District ("District") and _____ ("Contractor" or "Bidder") ("Contract" or "Project").

I hereby certify that I will conform to the State of California Public Works Contract requirements regarding prevailing wages, benefits, on-site audits with 48-hours' notice, payroll records, and apprentice and trainee employment requirements, for all Work on the above Project including, without limitation, labor compliance monitoring and enforcement by the Department of Industrial Relations.

Date: _____

Proper Name of Contractor: _____

Signature: _____

Print Name: _____

Title: _____

END OF DOCUMENT

**DISABLED VETERAN BUSINESS
ENTERPRISE PARTICIPATION CERTIFICATION**

PROJECT/CONTRACT NO.: Martin Luther King Jr. ES - Wellness Center / 22243.00-09-WEL / DSA # 03-122605, Parent Center / 22243.00-09-PRC / DSA # 03-122604 and T-Kindergarten / 23189.00-09-TK / DSA # 03-123900 between the Bakersfield City School District ("District") and _____ ("Contractor" or "Bidder") ("Contract" or "Project").

GENERAL INSTRUCTIONS

Section 17076.11 of the Education Code requires school districts using, or planning to use, funds allocated pursuant to the State of California School Facility Program ("Program") for the construction and/or modernization of school buildings to have a participation goal for disabled veteran business enterprises ("DVBE") of at least three percent (3%) per year of the overall dollar amount expended each year by the school district on projects that receive state funding. Therefore, the lowest responsive responsible Bidder awarded the Contract must submit this document to the District with its executed Agreement, identifying the steps contractor took to solicit DVBE participation in conjunction with this Contract. **Do not submit this form with your bids. This form must be provided to the District no later than four (4) days after the bid opening.**

PART I – Method of Compliance with DVBE Participation Goals. Check the appropriate box to indicate your method of committing the contract dollar amount.

YOUR BUSINESS ENTERPRISE IS:	AND YOU WILL	AND YOU WILL
A. <input type="checkbox"/> Disabled veteran owned and your forces will perform at least 3% of this Contract	Include a copy of your DVBE letter from Office of Small Business and Disabled Veterans Business Enterprise Services ("OSDS")*	Complete Part 1 of this form and the Certification
B. <input type="checkbox"/> Disabled veteran owned but is unable to perform 3% of this Contract with your forces	Use DVBE subcontractors /suppliers to bring the Contract participation to at least 3%	Include a copy of each DVBE's letter from OSDS (including yours, if applicable), and complete Part 1 of this form and the Certification
C. <input type="checkbox"/> NOT disabled veteran owned	Use DVBE subcontractors /suppliers for at least 3% of this Contract	
D. <input type="checkbox"/> Unable to meet the required participation goals after good faith efforts	Make good faith efforts, including contacts, advertisement and DVBE solicitation	Complete all of this form and the Certification

* A DVBE letter from OSDS is obtained from the participating DVBE.

You must complete the following table to show the dollar amount of DVBE participation:

	TOTAL CONTRACT PRICE
A. Prime Bidder, if DVBE (own participation)	\$
B. DVBE Subcontractor or Supplier	
1.	
2.	
3.	
4.	
C. Subtotal (A & B)	
D. Non-DVBE	
E. Total Bid	

PART II – Contacts. To identify DVBE subcontractors/suppliers for participation in your contract, you must contact each of the following categories. You should contact several DVBE organizations.

CATEGORY	TELEPHONE NUMBER	DATE CONTACTED	PERSON CONTACTED
1. The District, if any			*
2. OSDS, provides assistance locating DVBEs at https://caleprocure.ca.gov/pages/PublicSearch/supplier-search.aspx	(916) 375-4940		*
3. DVBE Organization (List)			*

*Write "recorded message" in this column, if applicable.

PART III – Advertisement. You must advertise for DVBE participation in both a trade and focus paper. List the advertisement you place to solicit DVBE participation. Advertisements should be published at least fourteen (14) days prior to bid/proposal opening; if you cannot advertise fourteen (14) days prior, advertisements should be published as soon as possible. Advertisements must include that your firm is seeking DVBE participation, the project name and location, and your firm’s name, your contact person, and telephone number. Attach copies of advertisements to this form.

FOCUS/TRADE PAPER NAME	CHECK ONE		DATE OF ADVERTISEMENT
	TRADE	FOCUS	

PART IV – DVBE Solicitations. List DVBE subcontractors/suppliers that were invited to bid. Use the following instructions to complete the remainder of this section (read the three columns as a sentence from left to right). If you need additional space to list DVBE solicitations, please use a separate page and attach to this form.

IF THE DVBE.....	THEN.....	AND.....		
was selected to participate	Check "YES" in the "SELECTED" column	include a copy of their DVBE letter(s) from OSDS		
was NOT selected to participate	Check "NO" in the "SELECTED" column	state why in the "REASON NOT SELECTED" column		
did not respond to your solicitation	Check the "NO RESPONSE" column.			
DVBE CONTACTED	SELECTED		REASON NOT SELECTED	NO RESPONSE
	YES	NO		

A copy of this form must be retained by you and may be subject to a future audit.

CERTIFICATION

I, _____, certify that I am the bidder's _____ and that I have made a diligent effort to ascertain the facts with regard to the representations made herein. In making this certification, I am aware of section 12650 et seq. of the Government Code providing for the imposition of treble damages for making false claims.

Date: _____

Proper Name of Contractor: _____

Signature: _____

Print Name: _____

Title: _____

END OF DOCUMENT

DRUG-FREE WORKPLACE CERTIFICATION

PROJECT/CONTRACT NO.: Martin Luther King Jr. ES - Wellness Center / 22243.00-09-WEL / DSA # 03-122605, Parent Center / 22243.00-09-PRC / DSA # 03-122604 and T-Kindergarten / 23189.00-09-TK / DSA # 03-123900 between the Bakersfield City School District ("District") and _____ ("Contractor" or "Bidder") ("Contract" or "Project").

This Drug-Free Workplace Certification form is required from the successful Bidder pursuant to Government Code section 8350 et seq., the Drug-Free Workplace Act of 1990. The Drug-Free Workplace Act of 1990 requires that every person or organization awarded a contract or grant for the procurement of any property or service from any state agency must certify that it will provide a drug-free workplace by doing certain specified acts. In addition, the Act provides that each contract or grant awarded by a state agency may be subject to suspension of payments or termination of the contract or grant, and the contractor or grantee may be subject to debarment from future contracting, if the contracting agency determines that specified acts have occurred.

The District is not a "state agency" as defined in the applicable section(s) of the Government Code, but the District is a local agency and public school district under California law and requires all contractors on District projects to comply with the provisions and requirements of the Drug-Free Workplace Act of 1990.

Contractor must also comply with the provisions of Health & Safety Code section 11362.3 which prohibits the consumption or possession of cannabis or cannabis products in any public place, including school grounds, and specifically on school grounds while children are present.

Contractor shall certify that it will provide a drug-free workplace by doing all of the following:

- a. Publishing a statement notifying employees that the unlawful manufacture, distribution, dispensation, possession, or use of a controlled substance is prohibited in the person's or organization's workplace and specifying actions which will be taken against employees for violations of the prohibition.
- b. Establishing a drug-free awareness program to inform employees about all of the following:
 - (1) The dangers of drug abuse in the workplace.
 - (2) The person's or organization's policy of maintaining a drug-free workplace.
 - (3) The availability of drug counseling, rehabilitation, and employee-assistance programs.
 - (4) The penalties that may be imposed upon employees for drug abuse violations.

- c. Requiring that each employee engaged in the performance of the contract or grant be given a copy of the statement required above, and that, as a condition of employment on the contract or grant, the employee agrees to abide by the terms of the statement.

I, the undersigned, agree to fulfill the terms and requirements of Government Code section 8355 listed above and will publish a statement notifying employees concerning (a) the prohibition of controlled substance at the workplace, (b) establishing a drug-free awareness program, and (c) requiring that each employee engaged in the performance of the Contract be given a copy of the statement required by section 8355(a), and requiring that the employee agree to abide by the terms of that statement.

I also understand that if the District determines that I have either (a) made a false certification herein, or (b) violated this certification by failing to carry out the requirements of section 8355, that the Contract awarded herein is subject to termination, suspension of payments, or both. I further understand that, should I violate the terms of the Drug-Free Workplace Act of 1990, I may be subject to debarment in accordance with the requirements of the aforementioned Act.

I acknowledge that I am aware of the provisions of and hereby certify that I will adhere to the requirements of the Drug-Free Workplace Act of 1990 and Health and Safety Code section 11362.3.

Date: _____
Proper Name of Contractor: _____
Signature: _____
Print Name: _____
Title: _____

END OF DOCUMENT

TOBACCO-FREE ENVIRONMENT CERTIFICATION

PROJECT/CONTRACT NO.: Martin Luther King Jr. ES - Wellness Center / 22243.00-09-WEL / DSA # 03-122605, Parent Center / 22243.00-09-PRC / DSA # 03-122604 and T-Kindergarten / 23189.00-09-TK / DSA # 03-123900 between the Bakersfield City School District ("District") and _____ ("Contractor" or "Bidder") ("Contract" or "Project").

This Tobacco-Free Environment Certification form is required from the successful Bidder.

Pursuant to, without limitation, 20 U.S.C. section 6083, Labor Code section 6400 et seq., Health & Safety Code section 104350 et seq., Business and Professions Code section 22950 et seq., and District Board policies, all District sites, including the Project site, are tobacco-free environments. Smoking and the use of tobacco products by all persons is prohibited on or in District property. District property includes school buildings, school grounds, school-owned vehicles and vehicles owned by others while on District property. The prohibition on smoking includes the use of any electronic smoking device that creates an aerosol or vapor, in any manner or in any form, and the use of any oral smoking device for the purpose of circumventing the prohibition of tobacco smoking. Further, Health & Safety Code section 11362.3 prohibits the smoking or use of cannabis or cannabis products in any place where smoking tobacco is prohibited.

I acknowledge that I am aware of the District's policy regarding tobacco-free environments at District sites, including the Project site and hereby certify that I will adhere to the requirements of that policy and not permit any of my firm's employees, agents, subcontractors, or my firm's subcontractors' employees or agents, to use tobacco and/or smoke on the Project site.

Date: _____

Proper Name of Contractor: _____

Signature: _____

Print Name: _____

Title: _____

END OF DOCUMENT

HAZARDOUS MATERIALS CERTIFICATION

PROJECT/CONTRACT NO.: Martin Luther King Jr. ES - Wellness Center / 22243.00-09-WEL / DSA # 03-122605, Parent Center / 22243.00-09-PRC / DSA # 03-122604 and T-Kindergarten / 23189.00-09-TK / DSA # 03-123900 between Bakersfield City School District ("District") and _____ ("Contractor" or "Bidder") ("Contract" or "Project").

1. Contractor hereby certifies that no asbestos, or asbestos-containing materials, polychlorinated biphenyl (PCB), or any material listed by the federal or state Environmental Protection Agency or federal or state health agencies as a hazardous material, or any other material defined as being hazardous under federal or state laws, rules, or regulations, ("New Hazardous Material"), shall be furnished, installed, or incorporated in any way into the Project or in any tools, devices, clothing, or equipment used to affect any portion of Contractor's work on the Project for District.
2. Contractor further certifies that it has instructed its employees with respect to the above-mentioned standards, hazards, risks, and liabilities.
3. Asbestos and/or asbestos-containing material shall be defined as all items containing but not limited to chrysotile, crocidolite, amosite, anthophyllite, tremolite, and actinolite. Any or all material containing greater than one-tenth of one percent (0.1%) asbestos shall be defined as asbestos-containing material.
4. Any disputes involving the question of whether or not material is New Hazardous Material shall be settled by electron microscopy or other appropriate and recognized testing procedure, at the District's determination. The costs of any such tests shall be paid by Contractor if the material is found to be New Hazardous Material.
5. All Work or materials found to be New Hazardous Material or Work or material installed with equipment containing New Hazardous Material will be immediately rejected and this Work will be removed at Contractor's expense at no additional cost to the District.
6. Contractor has read and understood the document titled Hazardous Materials Procedures & Requirements, and shall comply with all the provisions outlined therein. Contractor certifies that it is knowledgeable of, and shall comply with, all laws applicable to the Work including, but not limited to, all federal, state, and local laws, statutes, standards, rules, regulations, and ordinances applicable to the Work.

Date: _____

Proper Name of Contractor: _____

Signature: _____

Print Name: _____

Title: _____

END OF DOCUMENT

LEAD-BASED MATERIALS CERTIFICATION

PROJECT/CONTRACT NO: Martin Luther King Jr. ES - Wellness Center / 22243.00-09-WEL / DSA # 03-122605, Parent Center / 22243.00-09-PRC / DSA # 03-122604 and T-Kindergarten / 23189.00-09-TK / DSA # 03-123900 between the Bakersfield City School District ("District") and _____ ("Contractor" or "Bidder") ("Contract" or "Project").

This certification provides notice to the Contractor that:

- (1) Contractor's work may disturb lead-containing building materials.
- (2) Contractor shall notify the District if any work may result in the disturbance of lead-containing building materials.
- (3) Contractor shall comply with the Renovation, Repair and Painting Rule, if lead-based paint is disturbed in a six-square-foot or greater area indoors or a 20-square-foot or greater area outdoors.

1. Lead as a Health Hazard

Lead poisoning is recognized as a serious environmental health hazard facing children today. Even at low levels of exposure, much lower than previously believed, lead can impair the development of a child's central nervous system, causing learning disabilities, and leading to serious behavioral problems. Lead enters the environment as tiny lead particles and lead dust disburse when paint chips, chalks, peels, wears away over time, or is otherwise disturbed. Ingestion of lead dust is the most common pathway of childhood poisoning; lead dust gets on a child's hands and toys and then into a child's mouth through common hand-to-mouth activity. Exposures may result from construction or remodeling activities that disturb lead paint, from ordinary wear and tear of windows and doors, or from friction on other surfaces.

Ordinary construction and renovation or repainting activities carried out without lead-safe work practices can disturb lead-based paint and create significant hazards. Improper removal practices, such as dry scraping, sanding, or water blasting painted surfaces, are likely to generate high volumes of lead dust.

Because the Contractor and its employees will be providing services for the District, and because the Contractor's work may disturb lead-containing building materials, CONTRACTOR IS HEREBY NOTIFIED of the potential presence of lead-containing materials located within certain buildings utilized by the District. All school buildings built prior to 1978 are presumed to contain some lead-based paint until sampling proves otherwise.

2. Overview of California Law

Education Code section 32240 et seq. is known as the Lead-Safe Schools Protection Act. Under this act, the Department of Health Services is to conduct a sample

survey of schools in the State of California for the purpose of developing risk factors to predict lead contamination in public schools. (Ed. Code, § 32241.)

Any school that undertakes any action to abate existing risk factors for lead is required to utilize trained and state-certified contractors, inspectors, and workers. (Ed. Code, § 32243, subd. (b).) Moreover, lead-based paint, lead plumbing, and solders, or other potential sources of lead contamination, shall not be utilized in the construction of any new school facility or the modernization or renovation of any existing school facility. (Ed. Code, § 32244.)

Both the Federal Occupational Safety and Health Administration ("Fed/OSHA") and the California Division of Occupational Safety and Health ("Cal/OSHA") have implemented safety orders applicable to all construction work where a contractor's employee may be occupationally exposed to lead.

The OSHA Regulations apply to all construction work where a contractor's employee may be occupationally exposed to lead. The OSHA Regulations contain specific and detailed requirements imposed on contractors subject to those regulations. The OSHA Regulations define construction work as work for construction, alteration, and/or repair, including painting and decorating. Regulated work includes, but is not limited to, the following:

- a. Demolition or salvage of structures where lead or materials containing lead are present;
- b. Removal or encapsulation of materials containing lead;
- c. New construction, alteration, repair, or renovation of structures, substrates, or portions thereof, that contain lead, or materials containing lead;
- d. Installation of products containing lead;
- e. Lead contamination/emergency cleanup;
- f. Transportation, disposal, storage, or containment of lead or materials containing lead on the site or location at which construction activities are performed; and
- g. Maintenance operations associated with the construction activities described in the subsection.

Because it is assumed by the District that all painted surfaces (interior as well as exterior) within the District contain some level of lead, it is imperative that the Contractor, its workers and subcontractors fully and adequately comply with all applicable laws, rules and regulations governing lead-based materials (including title 8, California Code of Regulations, section 1532.1).

Contractor shall notify the District if any Work may result in the disturbance of lead-containing building materials. Any and all Work that may result in the disturbance of lead-containing building materials shall be coordinated through the District. A signed copy of this Certification shall be on file prior to beginning Work on the Project, along with all current insurance certificates.

3. Renovation, Repair and Painting Rule, Section 402(c)(3) of the Toxic Substances Control Act

The EPA requires lead safe work practices to reduce exposure to lead hazards created by renovation, repair and painting activities that disturb lead-based paint. Pursuant to the Renovation, Repair and Painting Rule (RRP), renovations in homes, childcare facilities, and schools built prior to 1978 must be conducted by certified renovations firms, using renovators with training by a EPA-accredited training provider, and fully and adequately complying with all applicable laws, rules and regulations governing lead-based materials, including those rules and regulations appearing within title 40 of the Code of Federal Regulations as part 745 (40 CFR 745).

The RRP requirements apply to all contractors who disturb lead-based paint in a six-square-foot or greater area indoors or a 20-square-foot or greater area outdoors. If a DPH-certified inspector or risk assessor determines that a home constructed before 1978 is lead-free, the federal certification is not required for anyone working on that particular building.

4. Contractor's Liability

If the Contractor fails to comply with any applicable laws, rules, or regulations, and that failure results in a site or worker contamination, the Contractor will be held solely responsible for all costs involved in any required corrective actions, and shall defend, indemnify, and hold harmless the District, pursuant to the indemnification provisions of the Contract, for all damages and other claims arising therefrom.

If lead disturbance is anticipated in the Work, only persons with appropriate accreditation, registrations, licenses, and training shall conduct this Work.

It shall be the responsibility of the Contractor to properly dispose of any and all waste products, including, but not limited to, paint chips, any collected residue, or any other visual material that may occur from the prepping of any painted surface. It will be the responsibility of the Contractor to provide the proper disposal of any hazardous waste by a certified hazardous waste hauler. This company shall be registered with the Department of Transportation (DOT) and shall be able to issue a current manifest number upon transporting any hazardous material from any school site within the District.

The Contractor shall provide the District with any sample results prior to beginning Work, during the Work, and after the completion of the Work. The District may request to examine, prior to the commencement of the Work, the lead training records of each employee of the Contractor.

THE CONTRACTOR HEREBY ACKNOWLEDGES, UNDER PENALTY OF PERJURY, THAT IT:

1. HAS RECEIVED NOTIFICATION OF POTENTIAL LEAD-BASED MATERIALS ON THE OWNER'S PROPERTY;
2. IS KNOWLEDGEABLE REGARDING AND WILL COMPLY WITH ALL APPLICABLE LAWS, RULES, AND REGULATIONS GOVERNING WORK WITH, AND DISPOSAL, OF LEAD.

THE UNDERSIGNED WARRANTS THAT HE/SHE HAS THE AUTHORITY TO SIGN ON BEHALF OF AND BIND THE CONTRACTOR. THE DISTRICT MAY REQUIRE PROOF OF SUCH AUTHORITY.

Date: _____

Proper Name of Contractor: _____

Signature: _____

Print Name: _____

Title: _____

END OF DOCUMENT

IMPORTED MATERIALS CERTIFICATION

PROJECT/CONTRACT NO.: Martin Luther King Jr. ES - Wellness Center / 22243.00-09-WEL / DSA # 03-122605, Parent Center / 22243.00-09-PRC / DSA # 03-122604 and T-Kindergarten / 23189.00-09-TK / DSA # 03-123900 between the Bakersfield City School District ("District") and _____ ("Contractor" or "Bidder") ("Contract" or "Project").

This form shall be executed by all entities that, in any way, provide or deliver and/or supply any soils, aggregate, or related materials ("Fill") to the Project Site and shall be provided to the District at least ten (10) days before delivery. All Fill shall satisfy all requirements of any environmental review of the Project performed pursuant to the statutes and guidelines of the California Environmental Quality Act, section 21000 et seq. of the Public Resources Code ("CEQA"), and all requirements of section 17210 et seq. of the Education Code, including requirements for a Phase I environmental assessment acceptable to the State of California Department of Education and Department of Toxic Substances Control.

Certification of: Delivery Firm/Transporter Supplier Manufacturer
 Wholesaler Broker Retailer
 Distributor Other _____

Type of Entity Corporation General Partnership
 Limited Partnership Limited Liability Company
 Sole Proprietorship Other _____

Name of firm ("Firm"): _____

Mailing address: _____

Addresses of branch office used for this Project: _____

If subsidiary, name and address of parent company: _____

By my signature below, I hereby certify that I am aware of section 25260 of the Health and Safety Code and the sections referenced therein regarding the definition of hazardous material. I further certify on behalf of the Firm that all soils, aggregates, or related materials provided, delivered, and/or supplied or that will be provided, delivered, and/or supplied by this Firm to the Project Site are free of any and all hazardous material as defined in section 25260 of the Health and Safety Code. I further certify that I am authorized to make this certification on behalf of the Firm.

Date: _____

Proper Name of Firm: _____

Signature: _____

Print Name: _____

Title: _____

END OF DOCUMENT

**CRIMINAL BACKGROUND INVESTIGATION/
FINGERPRINTING CERTIFICATION**

PROJECT/CONTRACT NO.: Martin Luther King Jr. ES - Wellness Center / 22243.00-09-WEL / DSA # 03-122605, Parent Center / 22243.00-09-PRC / DSA # 03-122604 and T-Kindergarten / 23189.00-09-TK / DSA # 03-123900 between the Bakersfield City School District ("District") and _____ ("Contractor" or "Bidder") ("Contract" or "Project").

The undersigned does hereby certify to the District that I am a representative of the Contractor currently under contract with the District; that I am familiar with the facts herein certified; and that I am authorized and qualified to execute this certificate on behalf of Contractor.

Contractor certifies that it has taken at least one of the following actions (check all that apply):

- Pursuant to Education Code section 45125.2(a), Contractor has installed or will install, prior to commencement of Work, a physical barrier at the Work Site, that will limit contact between Contractor's employees, Subcontractors or suppliers and District pupils at all times; and/or
- Pursuant to Education Code section 45125.2(a), Contractor certifies that all employees will be under the continual supervision of, and monitored by, an employee of the Contractor who the California Department of Justice ("DOJ") has ascertained, or as described below, will ascertain, has not been convicted of a violent or serious felony. The name and title of the employee who will be supervising Contractor's and its subcontractors' or suppliers' employees is:

Name: _____

Title: _____

NOTE: If Contractor is a sole proprietor, and elects the above option, Contractor must have the above-named employee's fingerprints prepared and submitted by District for submission to the DOJ, in accordance with Education Code section 45125.1(h). No work shall commence until such determination by DOJ has been made.

- Pursuant to Education Code section 45125.2(a), the District will take appropriate steps to protect the safety of any pupils that may come in contact with Contractor's employees, subcontractors or suppliers so that the fingerprinting and criminal background investigation requirements of Education Code section 45125.2 shall not apply to Contractor under the Contract.
- The Work on the Contract is either (i) at an unoccupied school site and no employee of Contractor and/or subcontractor or supplier of any tier of the Contract shall come in contact with the District pupils or (ii) if Contractor's employees or any subcontractor or supplier of any tier of the Contract interacts with pupils, such interaction shall only take place under the immediate supervision and control of the pupil's parent or guardian or a school employee, so that the fingerprinting and criminal background investigation requirements of Education Code section 45125.1 shall not apply to Contractor under the Contract.

- The Contractor, who is not a sole proprietor, has complied with the fingerprinting requirements of Education Code section 45125.1 with respect to all Contractor's employees and all of its Subcontractors' employees who may have contact with District pupils in the course of providing services pursuant to the Contract, and the DOJ has determined (A) that none of those employees has been convicted of a felony, as that term is defined in Education Code section 45122.1 and/or (B) that the prohibition does not apply to an employee as provided by Education Code section 45125.1(e)(2) or (3). When the Contractor performs the criminal background check, it shall immediately provide any subsequent arrest and conviction information it receives to the District pursuant to the subsequent arrest service. No work shall commence until the Department of Justice ascertains that Contractor's employees and any subcontractors' employees have not been convicted of a felony as defined in Education Code Section 45122.1.

A complete and accurate list of Contractor's employees and of all of its subcontractors' employees who may come in contact with District pupils during the course and scope of the Contract is attached hereto as ATTACHMENT "A;" and/or

- The Contractor is a sole proprietor and intends to comply with the fingerprinting requirements of Education Code section 45125.1(h) with respect to all Contractor's employees who may have contact with District pupils in the course of providing services pursuant to the Contract, and hereby agrees to the District's preparation and submission of fingerprints such that the DOJ may determine (A) that none of those employees has been convicted of a felony, as that term is defined in Education Code section 45122.1 and/or (B) that the prohibition does not apply to an employee as provided by Education Code section 45125.1(e)(2) or (3). No work shall commence until the Department of Justice ascertains that Contractor's employees and any subcontractors' employees have not been convicted of a felony as defined in Education Code Section 45122.1.

Contractor's responsibility for background clearance extends to all of its employees, Subcontractors or suppliers, and employees of Subcontractors or suppliers coming into contact with District pupils regardless of whether they are designated as employees or acting as independent contractors of the Contractor.

Date: _____
Proper Name of Contractor: _____
Signature: _____
Print Name: _____
Title: _____

[CONTINUED ON NEXT PAGE]

ATTACHMENT "A"

List of Employees/Subcontractors

Name/Company: _____

Name/Company: _____

Name/Company: _____

Name/Company: _____

Name/Company: _____

Name/Company: _____

Name/Company: _____

Name/Company: _____

Name/Company: _____

Name/Company: _____

Name/Company: _____

Name/Company: _____

Name/Company: _____

Name/Company: _____

Name/Company: _____

Name/Company: _____

Name/Company: _____

Name/Company: _____

Name/Company: _____

Name/Company: _____

Name/Company: _____

If further space is required for the list of employees/subcontractors, attach additional copies of this page.

END OF DOCUMENT

REGISTERED SUBCONTRACTORS LIST
(Labor Code Section 1771.1)

PROJECT: Martin Luther King Jr. ES - Wellness Center / 22243.00-09-WEL / DSA # 03-122605, Parent Center / 22243.00-09-PRC / DSA # 03-122604 and T-Kindergarten / 23189.00-09-TK / DSA # 03-123900

Date Submitted (for Updates): _____

Contractor acknowledges and agrees that it must clearly set forth below the name and Department of Industrial Relations (DIR) registration number of each subcontractor **for all tiers** who will perform work or labor or render service to Contractor or its subcontractors in or about the construction of the Work **at least two (2) weeks before the subcontractor is scheduled to perform work**. This document is to be updated as all tiers of subcontractors are identified.

Contractor acknowledges and agrees that, if Contractor fails to list as to any subcontractor of any tier who performs any portion of Work, the Contract is subject to cancellation and the Contractor will be subjected to penalty under applicable law.

If further space is required for the list of proposed subcontractors, attach additional copies of page 2 showing the required information, as indicated below.

Subcontractor Name: _____

DIR Registration #: _____

Portion of Work: _____

Subcontractor Name: _____

DIR Registration #: _____

Portion of Work: _____

Subcontractor Name: _____

DIR Registration #: _____

Portion of Work: _____

Subcontractor Name: _____

DIR Registration #: _____

Portion of Work: _____

Subcontractor Name: _____

DIR Registration #: _____

Portion of Work: _____

Subcontractor Name: _____

DIR Registration #: _____

Portion of Work: _____

Subcontractor Name: _____

DIR Registration #: _____

Portion of Work: _____

Subcontractor Name: _____

DIR Registration #: _____

Portion of Work: _____

Subcontractor Name: _____

DIR Registration #: _____

Portion of Work: _____

Subcontractor Name: _____

DIR Registration #: _____

Portion of Work: _____

Subcontractor Name: _____

DIR Registration #: _____

Portion of Work: _____

Subcontractor Name: _____

DIR Registration #: _____

Portion of Work: _____

Date: _____

Name of Contractor: _____

Signature: _____

Print Name: _____

Title: _____

END OF DOCUMENT

NOTICE OF AWARD

Dated: _____ 20__

To: _____ (Contractor)

(Address)

From: Governing Board ("Board") of the Bakersfield City School District ("District")

Re: Martin Luther King Jr. ES - Wellness Center / 22243.00-09-WEL / DSA # 03-122605,
Parent Center / 22243.00-09-PRC / DSA # 03-122604 and T-Kindergarten / 23189.00-09-
TK / DSA # 03-123900 ("Project").

Contractor has been awarded the Contract for the above-referenced Project on _____
_____, 20__, by action of the District's Board.

The Contract Price is _____ Dollars (\$_____), and
includes alternates _____.

Three (3) copies of each of the Contract Documents accompany this Notice of Award.
Drawings will be provided electronically. Additional copies are available at cost of
reproduction.

You must comply with the following conditions precedent within **FOURTEEN (14)** calendar
days of the date of this Notice of Award.

The Contractor shall execute and submit the following documents by 5:00 p.m. of the
FOURTEEN (14th) calendar day following the date of the Notice of Award.

- a. Agreement: To be executed by successful Bidder. Submit three (2) copies, each bearing an original signature.
- b. Performance Bond (100%): On the form provided in the Contract Documents and fully executed as indicated on the form.
- c. Payment Bond (Contractor's Labor & Material Bond) (100%): On the form provided in the Contract Documents and fully executed as indicated on the form.
- d. Insurance Certificates and Endorsements as required.
- e. Workers' Compensation Certification.
- f. Prevailing Wage and Related Labor Requirements Certification.
- g. Disabled Veteran Business Enterprise Participation Certification.
- h. Drug-Free Workplace Certification.

- i. Tobacco-Free Environment Certification.
- j. Hazardous Materials Certification.
- k. Lead-Based Materials Certification.
- l. Imported Materials Certification
- m. Criminal Background Investigation/Fingerprinting Certification.
- n. Registered Subcontractors List: A complete subcontractors list for all tiers, including the name, Department of Industrial Relations registration number, and portion of work.

Failure to comply with these conditions within the time specified will entitle District to consider your bid abandoned, to annul this Notice of Award, and to declare your Bid Security forfeited, as well as any other rights the District may have against the Contractor.

After you comply with those conditions, District will return to you one fully signed counterpart of the Agreement.

BAKERSFIELD CITY SCHOOL DISTRICT

BY: _____

NAME: _____

TITLE: _____

END OF DOCUMENT

AGREEMENT

THIS AGREEMENT IS MADE AND ENTERED INTO THIS _____ DAY OF _____
_____, 20____, by and between the Bakersfield City School District ("District") and _____
_____ ("Contractor") ("Agreement").

WITNESSETH: That the parties hereto have mutually covenanted and agreed, and by these presents do covenant and agree with each other, as follows:

- 1. The Work:** Contractor agrees to furnish all tools, equipment, apparatus, facilities, labor, and material necessary to perform and complete in a good and workmanlike manner, the work of the following project:

Martin Luther King Jr. Elementary School - Wellness Center / 22243.00-09-WEL / DSA # 03-122605, Parent Center / 22243.00-09-WEL / DSA # 03-122604 and T-Kinder / 23189.00-09-TK / DSA # 03-123900

("Project" or "Contract" or "Work")

It is understood and agreed that the Work shall be performed and completed as required in the Contract Documents including, without limitation, the Drawings and Specifications and submission of all documents required to secure funding or by the Division of the State Architect for close-out of the Project, under the direction and supervision of, and subject to the approval of, the District or its authorized representative.

- 2. The Contract Documents:** The complete Contract consists of all Contract Documents as defined in the General Conditions and incorporated herein by this reference. Any and all obligations of the District and Contractor are fully set forth and described in the Contract Documents. All Contract Documents are intended to cooperate so that any Work called for in one and not mentioned in the other or vice versa is to be executed the same as if mentioned in all Contract Documents.
- 3. Interpretation of Contract Documents:** Should any question arise concerning the intent or meaning of Contract Documents, including the Drawings or Specifications, the question shall be submitted to the District for interpretation. If a conflict exists in the Contract Documents, valid, written modifications, beginning with the most recent, shall control over this Agreement (if any), which shall control over the Special Conditions, which shall control over any Supplemental Conditions, which shall control over the General Conditions, which shall control over the remaining Division 0 documents, which shall control over Division 1 Documents which shall control over Division 2 through Division 49 documents, which shall control over figured dimensions, which shall control over large-scale drawings, which shall control over small-scale drawings. In the case of a discrepancy or ambiguity solely between and among the Drawings and Specifications, the discrepancy or ambiguity shall be resolved in favor of the interpretation that will provide District with the functionally complete and operable Project described in the Drawings and Specifications. In no case shall a document calling for lower quality and/or quantity material or workmanship control. The decision of the District in the matter shall be final.

- 4. Time for Completion:** It is hereby understood and agreed that the Work under this Contract shall be completed within four hundred fifteen (415) consecutive calendar days ("Contract Time") from the date specified in the District's Notice to Proceed.
- 5. Completion - Extension of Time:** Should the Contractor fail to complete this Contract, and the Work provided herein, within the time fixed for completion, due allowance being made for the contingencies provided for herein, the Contractor shall become liable to the District for all loss and damage that the District may suffer on account thereof. The Contractor shall coordinate its Work with the Work of all other contractors. The District shall not be liable for delays resulting from Contractor's failure to coordinate its Work with other contractors in a manner that will allow timely completion of Contractor's Work. Contractor shall be liable for delays to other contractors caused by Contractor's failure to coordinate its Work with the Work of other contractors.
- 6. Liquidated Damages:** Time is of the essence for all work under this Agreement. It is hereby understood and agreed that it is and will be difficult and/or impossible to ascertain and determine the actual damage that the District will sustain in the event of and by reason of Contractor's delay; therefore, Contractor agrees that it shall pay to the District the sum of one thousand dollars (\$1,000) per day as liquidated damages for each and every day's delay beyond the time herein prescribed in completion of the Work.

It is hereby understood and agreed that this amount is not a penalty.

In the event that any portion of the liquidated damages is not paid to the District, the District may deduct that amount from any money due or that may become due the Contractor under this Agreement, and such deduction does not constitute a withholding or penalty. The District's right to assess liquidated damages is as indicated herein and in the General Conditions.

The time during which the Contract is delayed for cause, as hereinafter specified, may extend the time of completion for a reasonable time as the District may grant, provided that Contractor has complied with the claims procedure of the Contract Documents. This provision does not exclude the recovery of damages by either party under other provisions in the Contract Documents.
- 7. Loss Or Damage:** The District and its agents and authorized representatives shall not in any way or manner be answerable or suffer loss, damage, expense, or liability for any loss or damage that may happen to the Work, or any part thereof, or in or about the same during its construction and before acceptance, and the Contractor shall assume all liabilities of every kind or nature arising from the Work, either by accident, negligence, theft, vandalism, or any cause whatsoever; and shall hold the District and its agents and authorized representatives harmless from all liability of every kind and nature arising from accident, negligence, or any cause whatsoever.
- 8. Limitation Of District Liability:** District's financial obligations under this Contract shall be limited to the payment of the compensation provided in this Contract. Notwithstanding any other provision of this Contract, in no event shall District be liable, regardless of whether any claim is based on contract or tort, for any special, consequential, indirect or incidental damages, including, but not limited to, lost

profits or revenue, lost bonding capacity, arising out of or in connection with this Contract for the services performed in connection with this Contract.

- 9. Insurance and Bonds:** Prior to issuance of the Notice to Proceed by the District, Contractor shall provide all required certificates of insurance, insurance endorsements, and payment and performance bonds as evidence thereof.
- 10. Prosecution of Work:** If the Contractor should neglect to prosecute the Work properly or fail to perform any provisions of this Contract, the District, may, pursuant to the General Conditions and without prejudice to any other remedy it may have, make good such deficiencies and may deduct the cost thereof from the payment then or thereafter due the Contractor.
- 11. Authority of Architect, Project Inspector, and DSA:** Contractor hereby acknowledges that the Architect(s), the Project Inspector(s), and the Division of the State Architect ("DSA") have authority to approve and/or suspend Work if the Contractor's Work does not comply with the requirements of the Contract Documents, Title 24 of the California Code of Regulations, and all applicable laws and regulations. The Contractor shall be liable for any delay caused by its non-compliant Work.
- 12. Assignment of Contract:** Neither the Contract, nor any part thereof, nor any moneys due or to become due thereunder, may be assigned by the Contractor without the prior written approval of the District, nor without the written consent of the Surety on the Contractor's Performance Bond (the "Surety"), unless the Surety has waived in writing its right to notice of assignment.
- 13. Classification of Contractor's License:** Contractor hereby acknowledges that it currently holds valid Type B Contractor's license(s) issued by the State of California, Contractors' State License Board, in accordance with division 3, chapter 9, of the Business and Professions Code and in the classification called for in the Contract Documents.
- 14. Registration as Public Works Contractor:** The Contractor and all Subcontractors currently are registered as public works contractors with the Department of Industrial Relations, State of California, in accordance with Labor Code section 1771.1.
- 15. Payment of Prevailing Wages:** The Contractor and all Subcontractors shall pay all workers on all Work performed pursuant to this Contract not less than the general prevailing rate of per diem wages and the general prevailing rate for holiday and overtime work as determined by the Director of the Department of Industrial Relations, State of California, for the type of work performed and the locality in which the work is to be performed within the boundaries of the District, pursuant to sections 1770 et seq. of the California Labor Code.
- 16. Labor Compliance Monitoring and Enforcement:** This Project is subject to labor compliance monitoring and enforcement by the Department of Industrial Relations pursuant to Labor Code section 1771.4 and Title 8 of the California Code of Regulations. Contractor specifically acknowledges and understands that it shall perform the Work of this Agreement while complying with all the applicable provisions of Division 2, Part 7, Chapter 1, of the Labor Code, including, without limitation, the requirement that the Contractor and all of its Subcontractors shall

timely submit complete and accurate electronic certified payroll records as required by the Contract Documents, or the District may not issue payment.

- 17. Contract Price:** In consideration of the foregoing covenants, promises, and agreements on the part of the Contractor, and the strict and literal fulfillment of each and every covenant, promise, and agreement, and as compensation agreed upon for the Work and construction, erection, and completion as aforesaid, the District covenants, promises, and agrees that it will well and truly pay and cause to be paid to the Contractor in full, and as the full Contract Price and compensation for construction, erection, and completion of the Work hereinabove agreed to be performed by the Contractor, the following price:

_____ **Dollars**
(\$ _____),

in lawful money of the United States, which sum is to be paid according to the schedule provided by the Contractor and accepted by the District and subject to additions and deductions as provided in the Contract. This amount supersedes any previously stated and/or agreed to amount(s).

- 18. No Representations:** No representations have been made other than as set forth in writing in the Contract Documents, including this Agreement. Each of the Parties to this Agreement warrants that it has carefully read and understood the terms and conditions of this Agreement and all Contract Documents, and that it has not relied upon the representations or advice of any other Party or any attorney not its own.
- 19. Entire Agreement:** The Contract Documents, including this Agreement, set forth the entire agreement between the parties hereto and fully supersede any and all prior agreements, understandings, written or oral, between the parties hereto pertaining to the subject matter thereof.
- 20. Severability:** If any term, covenant, condition, or provision in any of the Contract Documents is held by a court of competent jurisdiction to be invalid, void or unenforceable, the remainder of the provisions in the Contract Documents shall remain in full force and effect and shall in no way be affected, impaired, or invalidated thereby.
- 21. Authority of Signatories:** Each party has the full power and authority to enter into and perform this Contract, and the person signing this Contract on behalf of each party has been properly authorized and empowered to enter into this Contract. This Contract may be executed in one or more counterparts, each of which shall be deemed an original. For this Agreement, and for all Contract Documents requiring a signature, a facsimile or electronic signature shall be deemed to be the equivalent of the actual original signature. All counterparts so executed shall constitute one Contract binding all the Parties hereto.

[SIGNATURES ON FOLLOWING PAGE]

IN WITNESS WHEREOF, accepted and agreed on the date indicated above:

[CONTRACTOR NAME]

BAKERSFIELD CITY SCHOOL DISTRICT

By: _____

By: Sherry Gladin

Title: _____

Title: Assistant Superintendent, Business Services

NOTE: If the party executing this Contract is a corporation, a certified copy of the by-laws, or of the resolution of the Board of Directors, authorizing the officers of said corporation to execute the Contract and the bonds required thereby must be attached hereto.

END OF DOCUMENT

NOTICE TO PROCEED

Dated: _____, 20__

TO: _____
("Contractor")

ADDRESS: _____

PROJECT: _____

PROJECT/CONTRACT NO.: Martin Luther King Jr. ES - Wellness Center / 22243.00-09-WEL / DSA # 03-122605, Parent Center / 22243.00-09-PRC / DSA # 03-122604 and T-Kindergarten / 23189.00-09-TK / DSA # 03-123900 between the Bakersfield City School District and Contractor ("Contract").

You are notified that the Contract Time under the above Contract will commence to run on _____, 20__. By that date, you are to start performing your obligations under the Contract Documents. In accordance with the Agreement executed by Contractor, the date of completion is _____, 20__.

You must submit the following documents by 5:00 p.m. of the TENTH (10th) calendar day following the date of this Notice to Proceed:

- a. Contractor's preliminary schedule of construction.
- b. Contractor's preliminary three schedule of values for all of the Work.
- c. Contractor's preliminary schedule of submittals, including Shop Drawings, Product Data, and Samples submittals
- d. Contractor's Safety Plan specifically adapted for the Project.

Thank you. We look forward to a very successful Project.

BAKERSFIELD CITY SCHOOL DISTRICT

BY: _____

NAME: _____

TITLE: _____

END OF DOCUMENT

ESCROW AGREEMENT IN LIEU OF RETENTION
(Public Contract Code Section 22300)

(Note: Contractor must use this form.)

This Escrow Agreement in Lieu of Retention ("Escrow Agreement") is made and entered into this _____ day of _____, 20____, by and between the Bakersfield City School District ("District"), whose address is 1501 Feliz Drive, Bakersfield, California 93307, and _____ ("Contractor"), whose address is _____, and _____ ("Escrow Agent"), a state or federally chartered bank in the state of California, whose address is _____.

For the consideration hereinafter set forth, District, Contractor, and Escrow Agent agree as follows:

1. Pursuant to section 22300 of Public Contract Code of the State of California, which is hereby incorporated by reference, Contractor has the following two (2) options:
 - Deposit securities with Escrow Agent as a substitute for retention earnings required to be withheld by District pursuant to the Construction Contract No. _____ entered into between District and Contractor for the _____ Project, in the amount of _____ Dollars (\$_____) dated, _____, 20____, (the "Contract"); **or**
 - On written request of Contractor, District shall make payments of the retention earnings for the above referenced Contract directly to Escrow Agent.

When Contractor deposits the securities as a substitute for Contract earnings (first option), Escrow Agent shall notify District within ten (10) calendar days of the deposit. The market value of the securities at the time of substitution and at all times from substitution until the termination of the Escrow Agreement shall be at least equal to the cash amount then required to be withheld as retention under the terms of the Contract between District and Contractor.

Securities shall be held in the name of Bakersfield City School District School District, and shall designate Contractor as beneficial owner.

2. District shall make progress payments to Contractor for those funds which otherwise would be withheld from progress payments pursuant to Contract provisions, provided that Escrow Agent holds securities in form and amount specified above.
3. When District makes payment of retentions earned directly to Escrow Agent, Escrow Agent shall hold them for the benefit of Contractor until the time that the escrow created under this Escrow Agreement is terminated. Contractor may direct the investment of the payments into securities. All terms and conditions of this Escrow Agreement and the rights and responsibilities of the Parties shall be equally applicable and binding when District pays Escrow Agent directly.

4. Contractor shall be responsible for paying all fees for the expenses incurred by Escrow Agent in administering the Escrow Account, and all expenses of District. The District will charge Contractor \$_____ for each of District's deposits to the escrow account. These expenses and payment terms shall be determined by District, Contractor, and Escrow Agent.
5. Interest earned on securities or money market accounts held in escrow and all interest earned on that interest shall be for sole account of Contractor and shall be subject to withdrawal by Contractor at any time and from time to time without notice to District.
6. Contractor shall have the right to withdraw all or any part of the principal in the Escrow Account only by written notice to Escrow Agent accompanied by written authorization from District to Escrow Agent that District consents to withdrawal of amount sought to be withdrawn by Contractor.
7. District shall have the right to draw upon the securities and/or withdraw amounts from the Escrow Account in the event of default by Contractor. Upon seven (7) days' written notice to Escrow Agent from District of the default, if applicable, Escrow Agent shall immediately convert the securities to cash and shall distribute the cash as instructed by District. Escrow Agent shall not be authorized to determine the validity of any notice of default given by District pursuant to this paragraph, and shall promptly comply with District's instructions to pay over said escrowed assets. Escrow Agent further agrees to not interplead the escrowed assets in response to a conflicting demand.
8. Upon receipt of written notification from District certifying that the Contract is final and complete, and that Contractor has complied with all requirements and procedures applicable to the Contract, Escrow Agent shall release to Contractor all securities and interest on deposit less escrow fees and charges of the Escrow Account. The escrow shall be closed immediately upon disbursement of all monies and securities on deposit and payments of fees and charges.
9. Escrow Agent shall rely on written notifications from District and Contractor pursuant to Paragraphs 5 through 8, inclusive, of this Escrow Agreement and District and Contractor shall hold Escrow Agent harmless from Escrow Agent's release and disbursement of securities and interest as set forth above.

[REMAINDER OF PAGE INTENTIONALLY LEFT BLANK]

10. Names of persons who are authorized to give written notice or to receive written notice on behalf of District and on behalf of Contractor in connection with the foregoing, and exemplars of their respective signatures are as follows:

On behalf of District:

Title

Name

Signature

Address

On behalf of Contractor:

Title

Name

Signature

Address

On behalf of Escrow Agent:

Title

Name

Signature

Address

At the time that the Escrow Account is opened, District and Contractor shall deliver to Escrow Agent a fully executed copy of this Agreement.

IN WITNESS WHEREOF, the parties have executed this Agreement by their proper officers on the date first set forth above.

On behalf of District:

Title

Name

Signature

Address

On behalf of Contractor:

Title

Name

Signature

Address

END OF DOCUMENT

PERFORMANCE BOND
(100% of Contract Price)

(Note: Contractor must use this form, NOT a surety company form.)

KNOW ALL PERSONS BY THESE PRESENTS:

WHEREAS, the governing board ("Board") of the Bakersfield City School District, ("District") and _____ ("Principal") have entered into a contract for the furnishing of all materials and labor, services and transportation, necessary, convenient, and proper to perform the following project:

Martin Luther King Jr. ES - Wellness Center / 22243.00-09-WEL / DSA # 03-122605, Parent Center / 22243.00-09-PRC / DSA # 03-122604 and T-Kindergarten / 23189.00-09-TK / DSA # 03-123900

("Project" or "Contract") which Contract dated _____, 20____, and all of the Contract Documents attached to or forming a part of the Contract, are hereby referred to and made a part hereof; and

WHEREAS, said Principal is required under the terms of the Contract to furnish a bond for the faithful performance of the Contract.

NOW, THEREFORE, the Principal and _____ ("Surety") are held and firmly bound unto the Board of the District in the penal sum of

_____ Dollars (\$_____), lawful money of the United States, for the payment of which sum well and truly to be made we bind ourselves, our heirs, executors, administrators, successors, and assigns jointly and severally, firmly by these presents, to:

- Promptly perform all the work required to complete the Project; and
- Pay to the District all damages the District incurs as a result of the Principal's failure to perform all the Work required to complete the Project.

Or, at the District's sole discretion and election, the Surety shall obtain a bid or bids for completing the Contract in accordance with its terms and conditions, and upon determination by the District of the lowest responsible bidder, arrange for a contract between such bidder and the District and make available as Work progresses sufficient funds to pay the cost of completion less the "balance of the Contract Price," and to pay and perform all obligations of Principals under the Contract, including, without limitation, all obligations with respect to warranties, guarantees and the payment of liquidated damages. The term "balance of the Contract Price," as used in this paragraph, shall mean the total amount payable to Principal by the District under the Contract and any modifications thereto, less the amount previously paid by the District to the Principal, less any withholdings by the District allowed under the Contract. District shall not be required or obligated to accept a tender of a completion contractor from the Surety for any or no reason.

The condition of the obligation is such that, if the above bound Principal, its heirs, executors, administrators, successors, or assigns, shall in all things stand to and abide by, and well and truly

keep and perform the covenants, conditions, and agreements in the Contract and any alteration thereof made as therein provided, on its part to be kept and performed at the time and in the intent and meaning, including all contractual guarantees and warranties of materials and workmanship, and shall indemnify and save harmless the District, its trustees, officers and agents, as therein stipulated, then this obligation shall become null and void, otherwise it shall be and remain in full force and virtue.

Surety expressly agrees that the District may reject any contractor or subcontractor proposed by Surety to fulfill its obligations in the event of default by the Principal. Surety shall not utilize Principal in completing the Work nor shall Surety accept a Bid from Principal for completion of the Work if the District declares the Principal to be in default and notifies Surety of the District's objection to Principal's further participation in the completion of the Work.

As a condition precedent to the satisfactory completion of the Contract, the above obligation shall hold good for a period equal to the warranty and/or guarantee period of the Contract, during which time Surety's obligation shall continue if Contractor shall fail to make full, complete, and satisfactory repair and replacements and totally protect the District from loss or damage resulting from or caused by defective materials or faulty workmanship. The obligations of Surety hereunder shall continue so long as any obligation of Contractor remains. Nothing herein shall limit the District's rights or the Contractor or Surety's obligations under the Contract, law or equity, including, but not limited to, California Code of Civil Procedure section 337.15.

The Surety, for value received, hereby stipulates and agrees that no change, extension of time, alteration, or addition to the terms of the contract or to the work to be performed thereunder or the specifications accompanying the same shall in any way affect its obligation on this bond. The Surety also stipulates and agrees that it shall not be exonerated or released from the obligation of this bond by any overpayment or underpayment by the District that is based upon estimates approved by the Architect. The Surety does hereby waive notice of any such change, extension of time, alteration, or addition to the terms of the Contract or to the work or to the specifications.

IN WITNESS WHEREOF, two (2) identical counterparts of this instrument, each of which shall for all purposes be deemed an original thereof, have been duly executed by the Principal and Surety above named, on the _____ day of _____, 20____.

_____	Principal	_____	Surety
_____	By	_____	By
		_____	Name of California Agent of Surety
		_____	Address of California Agent of Surety
		_____	Telephone No. of California Agent of Surety

Contractor must attach a Notarial Acknowledgment for all Surety's signatures and a Power of Attorney and Certificate of Authority for Surety. The California Department of Insurance must authorize the Surety to be an admitted surety insurer.

END OF DOCUMENT

PAYMENT BOND
Contractor's Labor & Material Bond
(100% Of Contract Price)

(Note: Contractor must use this form, NOT a surety company form.)

KNOW ALL PERSONS BY THESE PRESENTS:

WHEREAS, the governing board ("Board") of the Bakersfield City School District, ("District") and _____, ("Principal") have entered into a contract for the furnishing of all materials and labor, services and transportation, necessary, convenient, and proper to perform the following project:

Martin Luther King Jr. ES - Wellness Center / 22243.00-09-WEL / DSA # 03-122605, Parent Center / 22243.00-09-PRC / DSA # 03-122604 and T-Kindergarten / 23189.00-09-TK / DSA # 03-123900

("Project" or "Contract") which Contract dated _____, 20____, and all of the Contract Documents attached to or forming a part of the Contract, are hereby referred to and made a part hereof; and

WHEREAS, pursuant to law and the Contract, the Principal is required, before entering upon the performance of the work, to file a good and sufficient bond with the body by which the Contract is awarded in an amount equal to one hundred percent (100%) of the Contract price, to secure the claims to which reference is made in sections 9000 through 9510 and 9550 through 9566 of the Civil Code, and division 2, part 7, of the Labor Code.

NOW, THEREFORE, the Principal and _____ ("Surety") are held and firmly bound unto all laborers, material men, and other persons referred to in said statutes in the sum of _____ Dollars (\$_____), lawful money of the United States, being a sum not less than the total amount payable by the terms of Contract, for the payment of which sum well and truly to be made, we bind ourselves, our heirs, executors, administrators, successors, or assigns, jointly and severally, by these presents.

The condition of this obligation is that if the Principal or any of its subcontractors, or their heirs, executors, administrators, successors, or assigns of any, all, or either of them shall fail to pay for any labor, materials, provisions, or other supplies, used in, upon, for or about the performance of the work contracted to be done, or for any work or labor thereon of any kind, or for amounts required to be deducted, withheld, and paid over to the Employment Development Department from the wages of employees of the Principal or any of his or its subcontractors of any tier under Section 13020 of the Unemployment Insurance Code with respect to such work or labor, that the Surety will pay the same in an amount not exceeding the amount herein above set forth, and also in case suit is brought upon this bond, will pay a reasonable attorney's fee to be awarded and fixed by the court, and to be taxed as costs and to be included in the judgment therein rendered.

It is hereby expressly stipulated and agreed that this bond shall inure to the benefit of any and all persons, companies, and corporations entitled to file claims under section 9100 of

the Civil Code, so as to give a right of action to them or their assigns in any suit brought upon this bond.

Should the condition of this bond be fully performed, then this obligation shall become null and void; otherwise it shall be and remain in full force and affect.

And the Surety, for value received, hereby stipulates and agrees that no change, extension of time, alteration, or addition to the terms of Contract or the specifications accompanying the same shall in any manner affect its obligations on this bond, and it does hereby waive notice of any such change, extension, alteration, or addition.

IN WITNESS WHEREOF, two (2) identical counterparts of this instrument, each of which shall for all purposes be deemed an original thereof, have been duly executed by the Principal and Surety above named, on the _____ day of _____, 20__.

_____	_____
Principal	Surety
_____	_____
By	By

	Name of California Agent of Surety

	Address of California Agent of Surety

	Telephone No. of California Agent of Surety

Contractor must attach a Notarial Acknowledgment for all Surety's signatures and a Power of Attorney and Certificate of Authority for Surety. The California Department of Insurance must authorize the Surety to be an admitted surety insurer.

END OF DOCUMENT

DAILY FORCE ACCOUNT REPORT

From: Contractor
[Name/Address]

To: Owner
Bakersfield City School District
1300 Baker St.
Bakersfield, CA, 93305

Project: Martin Luther King Jr. ES - Wellness Center / 22243.00-09-WEL / DSA # 03-122605, Parent Center / 22243.00-09-PRC / DSA # 03-122604 and T-Kindergarten / 23189.00-09-TK / DSA # 03-123900

Contractor hereby submits this Daily Force Account Report for Work performed, pursuant to Force Account Directive No. _____, on _____.
[Date of Work]

Contractor attests that the material, labor, and equipment itemized herein were used only on the force account work.

A. Material: Attach all applicable invoices not provided in prior Daily Force Account Reports and complete the information below.

Description	Unit Price	Quantity	Cost

Daily subtotal (w/out markup): \$ _____

B. Labor: Labor must be fully Burdened. Attach timesheets, if applicable, and complete the information below.

Name	Craft	Regular Hrs.	Rate	OT Hrs.	Rate

Daily subtotal (w/out markup): \$ _____

C. **Equipment:** Attach all applicable invoices not provided in prior Daily Force Account Reports and complete the information below.

Type / Model	Hrs. Operated	Rate

Daily subtotal (w/out markup): \$ _____

Complete based on information reported above.

	<u>WORK PERFORMED OTHER THAN BY CONTRACTOR</u>	<u>ADD</u>
(a)	<u>Material</u>	
(b)	<u>Add Labor</u>	
(c)	<u>Add Equipment</u>	
(d)	<u>Subtotal</u>	
(e)	<u>Add overhead and profit for any and all tiers of Subcontractor</u> , the total not to exceed ten percent (10%) of Item (d)	
(f)	<u>Subtotal</u>	
(g)	<u>Add Overhead and Profit for Contractor</u> , not to exceed five percent (5%) of Item (f)	
(h)	<u>Subtotal</u>	
(i)	<u>Add Bond and Insurance</u> , not to exceed two percent (2%) of Item (h)	
(j)	<u>TOTAL</u>	

	<u>WORK PERFORMED BY CONTRACTOR</u>	<u>ADD</u>
(a)	<u>Material</u>	
(b)	<u>Add Labor</u>	
(c)	<u>Add Equipment</u>	
(d)	<u>Subtotal</u>	
(e)	<u>Add Overhead and Profit for Contractor</u> , not to exceed fifteen percent (15%) of Item (d)	
(f)	<u>Subtotal</u>	
(g)	<u>Add Bond and Insurance</u> , not to exceed two percent (2%) of Item (f)	
(h)	<u>TOTAL</u>	

Submission of sums which have no basis in fact or which Contractor knows are false are at the sole risk of Contractor and may be a violation of the False Claims Act (Gov. Code, § 12650 et seq.).

It is expressly understood that all force account work for the date stated above must be reported herein, and Contractor may not claim any labor, equipment, material or any other costs or expenses not reported herein. Contractor is not entitled to separately recover amounts for overhead or other indirect costs. Any costs, expenses, or damages, not included are deemed waived.

SUBMITTED BY:

REVIEWED BY:

Contractor:

District:

[Name]

Date

[Name]

Date

District may require additional information from Contractor to review this Daily Force Account Report. Upon District's return of the Daily Force Account Report, Contractor may invoice the Work reflected therein. District's review and return of the Daily Force Account Report and/or payment for the force account work does not constitute acceptance of the Work or waiver of any Contract rights or criteria.

END OF DOCUMENT

PROPOSED CHANGE ORDER FORM

Bakersfield City School District
 1501 Feliz Drive
 Bakersfield, CA 93307

PCO NO.:

Project / Bid No. / DSA No.: Martin Luther King Jr. ES
 Wellness Ctr / 22243.00-09-WEL / DSA # 03-122605,
 Parent Ctr / 22243.00-09-PRC / DSA # 03-122604
 and T-Kinder / 23189.00-09-TK / DSA # 03-123900

Date: _____
DSA File No.: _____
DSA Appl. No.: _____

RFI #: _____

Contractor hereby submits for District’s review and evaluation this Proposed Change Order (“PCO”), submitted in accordance with and subject to the terms of the Contract Documents, including Sections 17.7 and 17.8 of the General Conditions. Any spaces left blank below are deemed no change to cost or time.

Contractor understands and acknowledges that documentation supporting Contractor’s PCO must be attached and included for District review and evaluation. Contractor further understands and acknowledges that failure to include documentation sufficient to, in District’s discretion, support some or all of the PCO, shall result in a rejected PCO.

	<u>WORK PERFORMED OTHER THAN BY CONTRACTOR</u>	<u>ADD</u>	<u>DEDUCT</u>
(a)	<u>Material</u> (attach suppliers’ invoice or itemized quantity and unit cost plus sales tax)		
(b)	<u>Add Labor</u> (attach itemized hours and rates, fully Burdened, and specify the hourly rate for each additional labor burden, for example, payroll taxes, fringe benefits, etc.)		
(c)	<u>Add Equipment</u> (attach suppliers’ invoice)		
(d)	<u>Subtotal</u>		
(e)	<u>Add overhead and profit for any and all tiers of Subcontractor</u> , the total not to exceed ten percent (10%) of Item (d)		
(f)	<u>Subtotal</u>		
(g)	<u>Add General Conditions</u> (if Time is Compensable) (attach supporting documentation)		
(h)	<u>Subtotal</u>		
(i)	<u>Add Overhead and Profit for Contractor</u> , not to exceed five percent (5%) of Item (h)		
(j)	<u>Subtotal</u>		
(k)	<u>Add Bond and Insurance</u> , not to exceed two percent (2%) of Item (j)		
(l)	<u>TOTAL</u>		
(m)	<u>Time</u> (zero unless indicated; “TBD” not permitted)		____ Calendar Days

[REMAINDER OF PAGE LEFT BLANK INTENTIONALLY]

	WORK PERFORMED BY CONTRACTOR	ADD	DEDUCT
(a)	Material (attach itemized quantity and unit cost plus sales tax)		
(b)	Add Labor (attach itemized hours and rates, fully Burdened, and specify the hourly rate for each additional labor burden, for example, payroll taxes, fringe benefits, etc.)		
(c)	Add Equipment (attach suppliers' invoice)		
(d)	Add General Conditions (if Time is Compensable) (attach supporting documentation)		
(e)	Subtotal		
(f)	Add Overhead and Profit for Contractor , not to exceed fifteen percent (15%) of Item (e)		
(g)	Subtotal		
(h)	Add Bond and Insurance , not to exceed two percent (2%) of Item (g)		
(i)	TOTAL		
(j)	Time (zero unless indicated; "TBD" not permitted)	_____ Calendar Days	

The undersigned Contractor approves the foregoing as to the changes, if any, to the Contract Price specified for each item, and as to the extension of time allowed, if any, for completion of the entire Work as stated herein, and agrees to furnish all labor, materials, and service, and perform all work necessary to complete any additional work specified for the consideration stated herein. Submission of sums which have no basis in fact or which Contractor knows are false are at the sole risk of Contractor and may be a violation of the False Claims Act set forth under Government Code section 12650 et seq. It is understood that the changes herein to the Contract shall only be effective when approved by the governing board of the District.

It is expressly understood that the value of the extra Work or changes expressly includes any and all of the Contractor's costs and expenses, direct and indirect, resulting from additional time required on the Project or resulting from delay to the Project including, without limitation, cumulative impacts. Contractor is not entitled to separately recover amounts for overhead or other indirect costs. Any costs, expenses, damages, or time extensions not included are deemed waived.

SUBMITTED BY:

Contractor:

[Name]

Date

END OF DOCUMENT

CHANGE ORDER FORM

Bakersfield City School District
 1501 Feliz Drive
 Bakersfield, CA 93307

CHANGE ORDER NO.:

CHANGE ORDER

Project / Bid No. / DSA No.: Martin Luther King Jr. ES
 Wellness Ctr / 22243.00-09-WEL / DSA # 03-122605,
 Parent Ctr / 22243.00-09-PRC / DSA # 03-122604
 and T-Kinder / 23189.00-09-TK / DSA # 03-123900

Date: _____
DSA File No.: _____
DSA Appl. No.: _____

The following parties agree to the terms of this Change Order:

Owner: _____
 [Name / Address]

Contractor: _____
 [Name / Address]

Architect: _____
 [Name / Address]

Project Inspector: _____
 [Name / Address]

Reference	Description	Cost	Days Ext.
PCO # Requested by: Performed by: Reason:	[Description of change] [Requester] [Performer] [Reason]	\$	
PCO # Requested by: Performed by: Reason:	[Description of change] [Requester] [Performer] [Reason]	\$	
PCO # Requested by: Performed by: Reason:	[Description of change] [Requester] [Performer] [Reason]	\$	
Contract time will be adjusted as follows: Previous Completion Date: __[Date] _____[#] Calendar Days Extension (zero unless otherwise indicated) Current Completion Date: __[Date]		Original Contract Amount:	\$
		Amount of Previously Approved Change Order(s):	\$
		Amount of this Change Order:	\$
		Contract Amount:	\$

The undersigned Contractor approves the foregoing as to the changes, if any, to the Contract Price specified for each item, and as to the extension of time allowed, if any, for completion of the entire work as stated therein, and agrees to furnish all labor, materials and services and perform all work necessary to complete any additional work specified for the consideration stated therein. Submission of sums which have no basis in fact or which Contractor knows are false are at the sole risk of Contractor and may be a violation of the False Claims Act set forth under Government Code section 12650 et seq.

This change order is subject to approval by the governing board of this District and must be signed by the District. Until such time as this change order is approved by the District's governing board and executed by a duly authorized District representative, this change order is not effective and not binding.

It is expressly understood that the compensation and time, if any, granted herein represent a full accord and satisfaction for any and all time and cost impacts of the items herein, and Contractor waives any and all further compensation or time extension based on the items herein. The value of the extra work or changes expressly includes any and all of the Contractor's costs and expenses, and its subcontractors, both direct and indirect, resulting from additional time required on the project or resulting from delay to the project including without limitation, cumulative impacts. Any costs, expenses, damages or time extensions not included are deemed waived.

Signatures:

District:

Contractor:

[Name] Date

[Name] Date

Architect:

Project Inspector:

[Name] Date

[Name] Date

END OF DOCUMENT

AGREEMENT AND RELEASE OF ANY AND ALL CLAIMS

THIS AGREEMENT AND RELEASE OF CLAIMS ("Agreement and Release") IS MADE AND ENTERED INTO THIS _____ DAY OF _____, 20__ by and between the BAKERSFIELD CITY SCHOOL DISTRICT ("District") and _____ ("Contractor"), whose place of business is _____.

RECITALS

WHEREAS, District and Contractor entered into PROJECT/CONTRACT NO.: Martin Luther King Jr. ES - Wellness Center / 22243.00-09-WEL / DSA # 03-122605, Parent Center / 22243.00-09-PRC / DSA # 03-122604 and T-Kindergarten / 23189.00-09-TK / DSA # 03-123900 @ Martin Luther King Elementary School ("Contract" or "Project") in the County of Kern, California; and

WHEREAS, the Work under the Contract was completed on _____, and a Notice of Completion was recorded with the County Recorder on _____.

NOW, THEREFORE, it is mutually agreed between District and Contractor as follows:

AGREEMENT AND RELEASE

1. Contractor will only be assessed liquidated damages as detailed below:

Original Contract Sum	\$ _____
Modified Contract Sum	\$ _____
Payment to Date	\$ _____
Liquidated Damages	\$ _____
Payment Due Contractor	\$ _____

2. Subject to the provisions hereof, District shall forthwith pay to Contractor the undisputed sum of _____ Dollars (\$_____) under the Contract, less any amounts represented by any notice to withhold funds on file with District as of the date of such payment.

3. Contractor acknowledges and hereby agrees that there are no unresolved or outstanding claims in dispute against District arising from the performance of work under the Contract, except for the claims described in Paragraph 4 and continuing obligations described in Paragraph 6. It is the intention of the parties in executing this Agreement and Release that this Agreement and Release shall be effective as a full, final and general release of all claims, demands, actions, causes of action, obligations, costs, expenses, damages, losses and liabilities of Contractor against District and all of its respective agents, employees, trustees, inspectors, assignees, consultants and transferees, except for any Disputed Claim that may be set forth in Paragraph 4 and the continuing obligations described in Paragraph 6 hereof.

4. The following claims are disputed (hereinafter, the "Disputed Claims") and are specifically excluded from the operation of this Agreement and Release:

<u>Claim No.</u>	<u>Description of Claim</u>	<u>Amount of Claim</u>	<u>Date Claim Submitted</u>
_____	_____	\$ _____	_____
_____	_____	\$ _____	_____
_____	_____	\$ _____	_____
_____	_____	\$ _____	_____
_____	_____	\$ _____	_____
_____	_____	\$ _____	_____

[If further space is required, attach additional sheets showing the required information.]

5. Consistent with California Public Contract Code section 7100, Contractor hereby agrees that, in consideration of the payment set forth in Paragraph 2 hereof, Contractor hereby releases and forever discharges District, all its agents, employees, inspectors, assignees, and transferees from any and all liability, claims, demands, actions, or causes of action of whatever kind or nature arising out of or in any way concerned with the Work under the Contract.
6. Guarantees and warranties for the Work, and any other continuing obligation of Contractor, including without limitation, the duty to defend, indemnify and hold harmless the District, shall remain in full force and effect as specified in the Contract Documents.
7. Contractor hereby waives the provisions of California Civil Code section 1542 which provides as follows:
- A GENERAL RELEASE DOES NOT EXTEND TO CLAIMS THAT THE CREDITOR OR RELEASING PARTY DOES NOT KNOW OR SUSPECT TO EXIST IN HIS OR HER FAVOR AT THE TIME OF EXECUTING THE RELEASE AND THAT, IF KNOWN BY HIM OR HER, WOULD HAVE MATERIALLY AFFECTED HIS OR HER SETTLEMENT WITH THE DEBTOR OR RELEASED PARTY.
8. The provisions of this Agreement and Release are contractual in nature and not mere recitals and shall be considered independent and severable. If any such provision or any part thereof shall be at any time held invalid in whole or in part under any federal, state, county, municipal, or other law, ruling, or regulations, then such provision, or part thereof, shall remain in force and effect to the extent permitted by law, and the remaining provisions of this Agreement and Release shall also remain in full force and effect, and shall be enforceable.

9. All rights of District shall survive completion of the Work or termination of Contract, and execution of this Release.

* * * CAUTION: THIS IS A RELEASE - READ BEFORE EXECUTING * * *

BAKERSFIELD CITY SCHOOL DISTRICT

Signature: _____

Print Name: _____

Title: _____

CONTRACTOR: _____

Signature: _____

Print Name: _____

Title: _____

END OF DOCUMENT

GUARANTEE FORM

_____ ("Contractor") hereby agrees that the _____
_____ ("Work" of Contractor) which Contractor has installed for the Bakersfield City
School District ("District") for the following project:

PROJECT: Martin Luther King Jr. ES - Wellness Center / 22243.00-09-WEL / DSA #
03-122605, Parent Center / 22243.00-09-PRC / DSA # 03-122604 and T-
Kindergarten / 23189.00-09-TK / DSA # 03-123900

("Project" or "Contract") has been performed in accordance with the requirements of the
Contract Documents and that the Work as installed will fulfill the requirements of the
Contract Documents.

The undersigned agrees to repair or replace any or all of such Work that may prove to be
defective in workmanship or material together with any other adjacent Work that may be
displaced in connection with such replacement within a period of one year(s) from the date
of completion as defined in Public Contract Code section 7107, subdivision (c), ordinary
wear and tear and unusual abuse or neglect excepted. The date of completion is
_____, 20__.

In the event of the undersigned's failure to comply with the above-mentioned conditions
within a reasonable period of time, as determined by the District, but not later than seven
(7) days after being notified in writing by the District, the undersigned authorizes the
District to proceed to have said defects repaired and made good at the expense of the
undersigned. The undersigned shall pay the costs and charges therefor upon demand.

Date: _____

Proper Name of Contractor: _____

Signature: _____

Print Name: _____

Title: _____

Representatives to be contacted for service subject to terms of Contract:

Name: _____

Address: _____

Phone No.: _____

Email: _____

END OF DOCUMENT

TABLE OF CONTENTS

	<u>Page</u>
1. CONTRACT TERMS AND DEFINITIONS	1
1.1 Definitions.....	1
1.2 Laws Concerning the Contract; Venue.....	6
1.3 No Oral Agreements	7
1.4 No Assignment.....	7
1.5 Notice and Service Thereof	7
1.6 No Waiver	7
1.7 Substitutions for Specified Items.....	8
1.8 Materials and Work.....	8
2. [RESERVED]	9
3. ARCHITECT	10
4. CONSTRUCTION MANAGER.....	10
5. INSPECTOR, INSPECTIONS, AND TESTS.....	11
5.1 Project Inspector.....	11
5.2 Tests and Inspections	11
5.3 Costs for After Hours and/or Off Site Inspections	12
6. CONTRACTOR	12
6.1 Status of Contractor	12
6.2 Project Inspection Card(s).....	13
6.3 Contractor’s Supervision	13
6.4 Duty to Provide Fit Workers.....	14
6.5 Field Office	15
6.6 Purchase of Materials and Equipment.....	15

6.7	Documents on Work	15
6.8	Preservation of Records	16
6.9	Integration of Work	16
6.10	Notifications	17
6.11	Obtaining of Permits, Licenses and Registrations	17
6.12	Royalties and Patents	18
6.13	Work to Comply With Applicable Laws and Regulations	18
6.14	Safety/Protection of Persons and Property	19
6.15	Working Evenings and Weekends	22
6.16	Cleaning Up.....	22
6.17	No Relief from Obligations Based on Review by Other Persons	23
7.	SUBCONTRACTORS	23
8.	OTHER CONTRACTS/CONTRACTORS	24
9.	DRAWINGS AND SPECIFICATIONS	25
10.	CONTRACTOR'S SUBMITTALS AND SCHEDULES	26
10.1	Schedule of Work, Schedule of Submittals, and Schedule of Values	26
10.2	Monthly Progress Schedule(s).....	29
10.3	Material Safety Data Sheets (MSDS).....	30
10.4	Submittals.....	30
11.	SITE ACCESS, CONDITIONS, AND REQUIREMENTS	30
11.1	Site Investigation	30
11.2	Soils Investigation Report.....	30
11.3	Access to Work	31
11.4	Layout and Field Engineering	31
11.5	Utilities	31
11.6	Sanitary Facilities.....	31
11.7	Surveys	32

11.8	Regional Notification Center.....	32
11.9	Existing Utility Lines	32
11.10	Notification.....	33
11.11	Hazardous Materials	33
11.12	No Signs	33
12.	TRENCHES	33
12.1	Trenches Greater Than Five Feet.....	33
12.2	Excavation Safety	33
12.3	No Tort Liability of District.....	33
12.4	No Excavation without Permits.....	33
12.5	Discovery of Hazardous Waste and/or Unusual Conditions.....	34
13.	INSURANCE AND BONDS	34
13.1	Insurance.....	34
13.2	Contract Security - Bonds	38
14.	WARRANTY/GUARANTEE/INDEMNITY.....	38
14.1	Warranty/Guarantee.....	38
14.2	Indemnity and Defense.....	39
15.	TIME.....	41
15.1	Notice to Proceed	41
15.2	Computation of Time / Adverse Weather	41
15.3	Hours of Work	42
15.4	Progress and Completion.....	42
15.5	Schedule	42
15.6	Expeditious Completion.....	43
16.	EXTENSIONS OF TIME – LIQUIDATED DAMAGES	43
16.1	Liquidated Damages	43
16.2	Excusable Delay	43

16.3	No Additional Compensation for Delays Within Contractor’s Control	44
16.4	Force Majeure.....	45
16.5	Float or Slack in the Schedule.....	45
17.	CHANGES IN THE WORK	45
17.1	No Changes Without Authorization	45
17.2	Architect Authority	46
17.3	Change Orders.....	46
17.4	Construction Change Directives.....	47
17.5	Force Account Directives	47
17.6	Price Request.....	48
17.7	Proposed Change Order	48
17.8	Format for Proposed Change Order.....	51
17.9	Change Order Certification	53
17.10	Determination of Change Order Cost	54
17.11	Deductive Change Orders.....	54
17.12	Addition or Deletion of Alternate Bid Item(s)	55
17.13	Discounts, Rebates, and Refunds	55
17.14	Accounting Records	55
17.15	Notice Required	55
17.16	Applicability to Subcontractors	55
17.17	Alteration to Change Order Language	56
17.18	Failure of Contractor to Execute Change Order.....	56
18.	REQUEST FOR INFORMATION	56
19.	PAYMENTS	56
19.1	Contract Price.....	56
19.2	Applications for Progress Payments	56
19.3	Progress Payments.....	59

19.4	Decisions to Withhold Payment	61
19.5	Subcontractor Payments	63
20.	COMPLETION OF THE WORK.....	64
20.1	Completion.....	64
20.2	Close-Out/Certification Procedures	64
20.3	Final Inspection	65
20.4	Costs of Multiple Inspections.....	66
20.5	Partial Occupancy or Use Prior to Completion.....	66
21.	FINAL PAYMENT AND RETENTION.....	67
21.1	Final Payment.....	67
21.2	Prerequisites for Final Payment	67
21.3	Retention	68
21.4	Substitution of Securities	68
22.	UNCOVERING OF WORK.....	68
23.	NONCONFORMING WORK AND CORRECTION OF WORK	69
23.1	Nonconforming Work	69
23.2	Correction of Work	69
23.3	District's Right to Perform Work	69
24.	TERMINATION AND SUSPENSION.....	70
24.1	District's Request for Assurances.....	70
24.2	District's Right to Terminate Contractor for Cause	70
24.3	Termination of Contractor for Convenience	72
24.4	Effect of Termination	72
24.5	Emergency Termination of Public Contracts Act of 1949	73
24.6	Suspension of Work.....	74
25.	CLAIMS PROCESS	74
25.1	Obligation to File Claims for Disputed Work	74

25.2	Duty to Perform during Claim Process	75
25.3	Definition of Claim.....	75
25.4	Claims Presentation	75
25.5	Claim Resolution pursuant to Public Contract Code section 9204	76
25.6	Subcontractor Pass-Through Claims.....	78
25.7	Government Code Claim Act Claim	78
25.8	Claim Resolution pursuant to Public Contract Code section 20104 et seq.....	79
25.9	Claim Procedure Compliance.....	81
25.10	Claim Resolution Non-Applicability.....	81
25.11	Attorney’s Fees	81
26.	STATE LABOR, WAGE & HOUR, APPRENTICE, AND RELATED PROVISIONS	81
26.1	Labor Compliance and Enforcement.....	81
26.2	Wage Rates, Travel, and Subsistence.....	82
26.3	Hours of Work	83
26.4	Payroll Records	83
26.5	[RESERVED]	85
26.6	Apprentices	85
26.7	Non-Discrimination.....	86
26.8	Labor First Aid	86
27.	[RESERVED]	86
28.	MISCELLANEOUS	86
28.1	Assignment of Antitrust Actions	86
28.2	Excise Taxes.....	87
28.3	Taxes	87
28.4	Shipments.....	87
28.5	Compliance with Government Reporting Requirements	88

GENERAL CONDITIONS

1. CONTRACT TERMS AND DEFINITIONS

1.1 Definitions

Wherever used in the Contract Documents, the following terms shall have the meanings indicated, which shall be applicable to both the singular and plural thereof:

1.1.1 Adverse Weather: Shall be only weather that satisfies all of the following conditions: (1) unusually severe precipitation, sleet, snow, hail, or extreme temperature conditions in excess of the norm for the location and time of year it occurred based on the closest weather station data averaged over the past five years, (2) that is unanticipated and would cause unsafe work conditions and/or is unsuitable for scheduled work that should not be performed during inclement weather (i.e., exterior finishes), and (3) at the Project.

1.1.2 Allowance(s): The Allowance Item(s) identified in the Bid Form and Proposal and included in the Contract Price. Any unused portion of the Allowance will revert to the District documented by a deductive Change Order. Contractor hereby authorizes the District to execute a unilateral deductive Change Order at or near the end of the Project for all or any portion of the Allowance not allocated.

1.1.3 Allowance Expenditure Directive: Written authorization for expenditure of an Allowance, if any. Contractor shall not bill for or be due any portion of an Allowance unless the District has identified specific work, Contractor has submitted a price for that work or the District has proposed a price for that work, the District has accepted the cost for that work, and the District has executed an Allowance Expenditure Directive incorporating that work.

1.1.4 Approval, Approved, and/or Accepted: Written authorization, unless stated otherwise.

1.1.5 Architect (or "Design Professional in General Responsible Charge"): The individual, partnership, corporation, joint venture, or any combination thereof, named as Architect, who will have the rights and authority assigned to the Architect in the Contract Documents. The term Architect means the Design Professional in General Responsible Charge as defined in DSA PR 13-02 on this Project or the Architect's authorized representative.

1.1.6 As-Builts: Reproducible blue line prints of drawings to be prepared on a monthly basis pursuant to the Contract Documents, that reflect changes made during the performance of the Work, recording differences between the original design of the Work and the Work as constructed since the preceding monthly submittal. See **Record Drawings**.

1.1.7 Bidder: A contractor who intends to provide a proposal to the District to perform the Work of this Contract.

1.1.8 Burdened: The labor rate for Contractor or any Subcontractor inclusive of any and all burden costs including, but not limited to, health and welfare pay, vacation and holiday pay, pension contributions, training rates, benefits of any kind, insurance of any kind, workers' compensation, liability insurance, truck expenses, supply expenses of any kind, payroll taxes, and any other taxes of any kind.

1.1.9 Change Order: A written order to the Contractor authorizing an addition to, deletion from, or revision in the Work, and/or authorizing an adjustment in the Contract Price or Contract Time.

1.1.10 Claim: A Dispute that remains unresolved at the conclusion of the all the applicable Dispute Resolution requirements provided herein.

1.1.11 Construction Change Directive: A written order prepared and issued by the District, the Construction Manager, and/or the Architect and signed by the District and the Architect, directing a change in the Work.

1.1.12 Construction Manager: The individual, partnership, corporation, joint venture, or any combination thereof, or its authorized representative, named as such by the District. If no Construction Manager is used on the Project that is the subject of this Contract, then all references to Construction Manager herein shall be read to refer to District.

1.1.13 Construction Schedule: The progress schedule of construction of the Project as provided by Contractor and approved by District.

1.1.14 Contract, Contract Documents: The Contract consists exclusively of the documents evidencing the agreement of the District and Contractor, identified as the Contract Documents. The Contract Documents consist of the following documents:

- 1.1.14.1** Notice to Bidders
- 1.1.14.2** Instructions to Bidders
- 1.1.14.3** Bid Form and Proposal
- 1.1.14.4** Bid Bond
- 1.1.14.5** Designated Subcontractors List
- 1.1.14.6** Site Visit Certification (if a site visit was required)
- 1.1.14.7** Non-Collusion Declaration
- 1.1.14.8** Notice of Award
- 1.1.14.9** Notice to Proceed
- 1.1.14.10** Agreement
- 1.1.14.11** Escrow of Bid Documentation
- 1.1.14.12** Escrow Agreement for Security Deposits in Lieu of Retention (if applicable)
- 1.1.14.13** Performance Bond
- 1.1.14.14** Payment Bond (Contractor's Labor & Material Bond)
- 1.1.14.15** General Conditions
- 1.1.14.16** Special Conditions (if applicable)
- 1.1.14.17** Project Labor Agreement (if applicable)
- 1.1.14.18** Hazardous Materials Procedures and Requirements
- 1.1.14.19** Workers' Compensation Certification
- 1.1.14.20** Prevailing Wage Certification

- 1.1.14.21** Disabled Veteran Business Enterprise Participation Certification (if applicable)
- 1.1.14.22** Drug-Free Workplace Certification (if applicable)
- 1.1.14.23** Tobacco-Free Environment Certification
- 1.1.14.24** Hazardous Materials Certification (if applicable)
- 1.1.14.25** Lead-Based Materials Certification (if applicable)
- 1.1.14.26** Imported Materials Certification (if applicable)
- 1.1.14.27** Criminal Background Investigation/Fingerprinting Certification
- 1.1.14.28** Roofing Project Certification (if applicable)
- 1.1.14.29** Registered Subcontractors List
- 1.1.14.30** Iran Contracting Act Certification (if applicable)
- 1.1.14.31** Federal Debarment Certification (if applicable)
- 1.1.14.32** Federal Byrd Anti-Lobbying Certification (if applicable)
- 1.1.14.33** Post Bid Interview
- 1.1.14.34** All Plans, Technical Specifications, and Drawings
- 1.1.14.35** Any and all addenda to any of the above documents
- 1.1.14.36** Any and all change orders or written modifications to the above documents if approved in writing by the District

1.1.15 Contract Price: The total monies payable to the Contractor under the terms and conditions of the Contract Documents.

1.1.16 Contract Time: The time period stated in the Agreement for the completion of the Work.

1.1.17 Contractor: The person or persons identified in the Agreement as contracting to perform the Work to be done under this Contract, or the legal representative of such a person or persons.

1.1.18 Daily Job Report(s): Daily Project reports prepared by the Contractor's employee(s) who are present on Site, which shall include the information required herein.

1.1.19 Day(s): Unless otherwise designated, day(s) means calendar day(s).

1.1.20 Department of Industrial Relations (or "DIR"): is responsible, among other things, for labor compliance monitoring and enforcement of California prevailing wage laws and regulations for public works contracts.

1.1.21 Design Professional in General Responsible Charge: See definition of **Architect** above.

1.1.22 Dispute: A separate demand by Contractor for a time extension, or payment of money or damages arising from Work done by or on behalf of the Contractor pursuant to the Contract and payment of which is not otherwise expressly provided for or Contractor is not otherwise entitled to; or an amount of payment disputed by the District.

1.1.23 District: The public agency or the school district for which the Work is performed. The governing board of the District or its designees will act for the District in all matters pertaining to the Contract. The District may, at any time,

1.1.23.1 Direct the Contractor to communicate with or provide notice to the Construction Manager or the Architect on matters for which the Contract Documents indicate the Contractor will communicate with or provide notice to the District; and/or

1.1.23.2 Direct the Construction Manager or the Architect to communicate with or direct the Contractor on matters for which the Contract Documents indicate the District will communicate with or direct the Contractor.

1.1.24 Drawings (or "Plans"): The graphic and pictorial portions of the Contract Documents showing the design, location, scope and dimensions of the work, generally including plans, elevations, sections, details, schedules, sequence of operation, and diagrams.

1.1.25 DSA: Division of the State Architect.

1.1.26 Force Account Directive: A process that may be used when the District and the Contractor cannot agree on a price for a specific portion of work or before the Contractor prepares a price for a specific portion of work and whereby the Contractor performs the work as indicated herein on a time and materials basis.

1.1.27 Job Cost Reports: Any and all reports or records detailing the costs associated with work performed on or related to the Project that Contractor shall maintain for the Project. Specifically, Job Cost Reports shall contain, but are not limited by or to, the following information: a description of the work performed or to be performed on the Project; quantity, if applicable, of work performed (hours, square feet, cubic yards, pounds, etc.) for the Project; Project budget; costs for the Project to date; estimated costs to complete the Project; and expected costs at completion. The Job Cost Reports shall also reflect all Contract cost codes, change orders, elements of non-conforming work, back charges, and additional services.

1.1.28 Labor Commissioner's Office (or "Labor Commissioner", also known as the Division of Labor Standards Enforcement ("DLSE")): Division of the DIR responsible for adjudicating wage claims, investigating discrimination and public works complaints, and enforcing Labor Code statutes and Industrial Welfare Commission orders.

1.1.29 Municipal Separate Storm Sewer System (or "MS4"): A system of conveyances used to collect and/or convey storm water, including, without limitation, catch basins, curbs, gutters, ditches, man-made channels, and storm drains.

1.1.30 Plans: See **Drawings**.

1.1.31 Premises: The real property owned by the District on which the Site is located.

1.1.32 Product(s): New material, machinery, components, equipment, fixtures and systems forming the Work, including existing materials or components required and approved by the District for reuse.

1.1.33 Product Data: Illustrations, standard schedules, performance charts, instructions, brochures, diagrams, and other information furnished by the Contractor to illustrate a material, product, or system for some portion of the Work.

1.1.34 Program Manager: The individual, partnership, corporation, joint venture, or any combination thereof, or its authorized representative, named as such by the District. If no Program Manager is designated for Project that is the subject of this Contract, then all references to Project Manager herein shall be read to refer to District.

1.1.35 Project: The planned undertaking as provided for in the Contract Documents.

1.1.36 Project Inspector (or "Inspector"): The individual(s) retained by the District in accordance with title 24 of the California Code of Regulations to monitor and inspect the Project.

1.1.37 Project Labor Agreement (or "PLA"): a prehire collective bargaining agreement in accordance with Public Contract Code section 2500 et seq. that establishes terms and conditions of employment for a specific construction project or projects and/or is an agreement described in Section 158(f) of Title 29 of the United States Code.

1.1.38 Proposed Change Order (or "PCO"): a written request prepared by the Contractor requesting that the District and the Architect issue a Change Order based upon a proposed change to the Work.

1.1.39 Provide: Shall include "provide complete in place," that is, "furnish and install," and "provide complete and functioning as intended in place" unless specifically stated otherwise.

1.1.40 Qualified SWPPP Practitioners (or "QSP"): certified personnel that attended a State Water Resources Control Board sponsored or approved training class and passed the qualifying exam.

1.1.41 Record Drawings: Reproducible drawings (or Plans) prepared pursuant to the requirements of the Contract Documents that reflect all changes made during the performance of the Work, recording differences between the original design of the Work and the Work as constructed upon completion of the Project. See also **As-Builts**.

1.1.42 Request for Information (or "RFI"): A written request prepared by the Contractor requesting that the Architect provide additional information necessary to clarify or amplify an item in the Contract Documents that the Contractor believes is not clearly shown or called for in the Drawings or Specifications or other portions of the Contract Documents, or to address problems that have arisen under field conditions.

1.1.43 Request for Substitution for Specified Item: A request by Contractor to substitute an equal or superior material, product, thing, or service for a specific material, product, thing, or service that has been designated in the Contract Documents by a specific brand or trade name.

1.1.44 Safety Orders: Written and/or verbal orders for construction issued by the California Division of Occupational Safety and Health ("CalOSHA") or by the United States Occupational Safety and Health Administration ("OSHA").

1.1.45 Safety Plan: Contractor's safety plan specifically adapted for the Project. Contractor's Safety Plan shall comply with all provisions regarding Project safety, including all applicable provisions in these General Conditions.

1.1.46 Samples: Physical examples that illustrate materials, products, equipment, finishes, colors, or workmanship and that, when approved in accordance with the Contract Documents, establish standards by which portions of the Work will be judged.

1.1.47 Shop Drawings: All drawings, prints, diagrams, illustrations, brochures, schedules, and other data that are prepared by the Contractor, a subcontractor, manufacturer, supplier, or distributor, that illustrate how specific portions of the Work shall be fabricated or installed.

1.1.48 Site: The Project site as shown on the Drawings.

1.1.49 Specifications: That portion of the Contract Documents, Division 1 through Division 49, and all technical sections, and addenda to all of these, if any, consisting of written descriptions and requirements of a technical nature of materials, equipment, construction methods and systems, standards, and workmanship.

1.1.50 State: The State of California.

1.1.51 Storm Water Pollution Prevention Plan (or "SWPPP"): A document which identifies sources and activities at a particular facility that may contribute pollutants to storm water and contains specific control measures and time frames to prevent or treat such pollutants.

1.1.52 Subcontractor: A contractor and/or supplier who is under contract with the Contractor or with any other subcontractor, regardless of tier, to perform a portion of the Work of the Project.

1.1.53 Submittal Schedule: The schedule of submittals as provided by Contractor and approved by District.

1.1.54 Surety: The person, firm, or corporation that executes as surety the Contractor's Performance Bond and Payment Bond, and must be a California admitted surety insurer as defined in the Code of Civil Procedure section 995.120.

1.1.55 Work: All labor, materials, equipment, components, appliances, supervision, coordination, and services required by, or reasonably inferred from, the Contract Documents, that are necessary for the construction and completion of the Project.

1.2 Laws Concerning the Contract; Venue

Contract is subject to all provisions of the Constitution and laws of California and the United States governing, controlling, or affecting District, or the property, funds, operations, or powers of District, and such provisions are by this reference made a part hereof. Any provision required by law to be included in this Contract shall be deemed to be inserted.

To the fullest extent permitted by California law, the county in which the District administration office is located shall be the venue for any action or proceeding that may be brought or arise out of, in connection with or by reason of this Contract.

1.3 No Oral Agreements

No oral agreement or conversation with any officer, agent, or employee of District, either before or after execution of Contract, shall affect or modify any of the terms or obligations contained in any of the documents comprising the Contract.

1.4 No Assignment

Contractor shall not assign this Contract or any part thereof including, without limitation, any Work or money to become due hereunder without the prior written consent of the District. Assignment without District's prior written consent shall be null and void. Any assignment of money due or to become due under this Contract shall be subject to a prior lien for services rendered or material supplied for performance of work called for under this Contract in favor of all persons, firms, or corporations rendering services or supplying material to the extent that claims are filed pursuant to the Civil Code, Code of Civil Procedure, Government Code, Labor Code, and/or Public Contract Code, and shall also be subject to deductions for liquidated damages or withholding of payments as determined by District in accordance with this Contract. Contractor shall not assign or transfer in any manner to a Subcontractor or supplier the right to prosecute or maintain an action against the District.

1.5 Notice and Service Thereof

1.5.1 Any notice from one party to the other or otherwise under Contract shall be in writing and shall be dated and signed by the party giving notice or by a duly authorized representative of that party. Any notice shall not be effective for any purpose whatsoever unless served in one of the following manners:

1.5.1.1 If notice is given by personal delivery thereof, it shall be considered delivered on the day of delivery.

1.5.1.2 If notice is given by overnight delivery service, it shall be considered delivered one (1) day after date deposited, as indicated by the delivery service.

1.5.1.3 If notice is given by depositing same in United States mail, enclosed in a sealed envelope, it shall be considered delivered three (3) days after date deposited, as indicated by the postmarked date.

1.5.1.4 If notice is given by registered or certified mail with postage prepaid, return receipt requested, it shall be considered delivered on the day the notice is signed for.

1.5.1.5 Electronic mail may be used for convenience but is not a substitute for the notice and service requirements herein.

1.6 No Waiver

The failure of District in any one or more instances to insist upon strict performance of any of the terms of this Contract or to exercise any option herein conferred shall not be

construed as a waiver or relinquishment to any extent of the right to assert or rely upon any such terms or option on any future occasion. No action or failure to act by the District, Architect, or Construction Manager shall constitute a waiver of any right or duty afforded the District under the Contract, nor shall any action or failure to act constitute an approval of or acquiescence in any breach thereunder, except as may be specifically agreed in writing.

1.7 Substitutions for Specified Items

Unless the Special Conditions contain different provisions, Contractor shall not substitute different items for any items identified in the Contract Documents without prior written approval of the District.

1.8 Materials and Work

1.8.1 Except as otherwise specifically stated in this Contract, Contractor shall provide and pay for all materials, labor, tools, equipment, transportation, supervision, temporary constructions of every nature, and all other services, management, and facilities of every nature whatsoever necessary to execute and complete this Contract, in a good and workmanlike manner, within the Contract Time.

1.8.2 Unless otherwise specified, all materials shall be new and of the best quality of their respective kinds and grades as noted or specified, workmanship shall be of good quality, and Contractor shall use all diligence to inform itself fully as to the required manufacturer's instructions and to comply therewith.

1.8.3 Materials shall be furnished in ample quantities and at such times as to insure uninterrupted progress of Work and shall be stored properly and protected from the elements, theft, vandalism, or other loss or damage as required.

1.8.4 For all materials and equipment specified or indicated in the Drawings, the Contractor shall provide all labor, materials, equipment, and services necessary for complete assemblies and complete working systems, functioning as intended. Incidental items not indicated on Drawings, nor mentioned in the Specifications, that can legitimately and reasonably be inferred to belong to the Work described, or be necessary in good practice to provide a complete assembly or system, shall be furnished as though itemized here in every detail. In all instances, material and equipment shall be installed in strict accordance with each manufacturer's most recent published recommendations and specifications.

1.8.5 Contractor shall, after award of Contract by District and after relevant submittals have been reviewed, place orders for materials and/or equipment as specified so that delivery of same may be made without delays to the Work. Contractor shall, upon five (5) days' demand from District, present documentary evidence showing that orders have been placed.

1.8.6 District reserves the right but has no obligation, in response to Contractor's neglect or failure in complying with the above instructions, to place orders for such materials and/or equipment as the District may deem advisable in order that the Work may be completed at the date specified in the Contract, and all expenses incidental to the procuring of said materials and/or equipment shall be paid for by Contractor or deducted from payment(s) to Contractor.

1.8.7 Contractor warrants good title to all material, supplies, and equipment installed or incorporated in Work and agrees upon completion of all Work to deliver the Site to District, together with all improvements and appurtenances constructed or placed thereon by it, and free from any claims, liens, or charges. Contractor further agrees that neither it nor any person, firm, or corporation furnishing any materials or labor for any work covered by the Contract shall have any right to lien any portion of the Premises or any improvement or appurtenance thereon, except that Contractor may install metering devices or other equipment of utility companies or of political subdivision, title to which is commonly retained by utility company or political subdivision. In the event of installation of any such metering device or equipment, Contractor shall advise District as to owner thereof.

1.8.7.1 If a lien or a claim based on a stop payment notice of any nature should at any time be filed against the Work or any District property, by any entity that has supplied material or services at the request of the Contractor, Contractor and Contractor's Surety shall promptly, on demand by District and at Contractor's and Surety's own expense, take any and all action necessary to cause any such lien or a claim based on a stop payment notice to be released or discharged immediately therefrom.

1.8.7.2 If the Contractor fails to furnish to the District within ten (10) calendar days after demand by the District, satisfactory evidence that a lien or a claim based on a stop payment notice has been so released, discharged, or secured, the District may discharge such indebtedness and deduct the amount required therefor, together with any and all losses, costs, damages, and attorney's fees and expense incurred or suffered by District from any sum payable to Contractor under the Contract.

1.8.8 Nothing contained in this Article, however, shall defeat or impair the rights of persons furnishing materials or labor under any bond given by Contractor for their protection or any rights under any law permitting such protection or any rights under any law permitting such persons to look to funds due Contractor in hands of District (e.g., stop payment notices), and this provision shall be inserted in all subcontracts and material contracts and notice of its provisions shall be given to all persons furnishing material for work when no formal contract is entered into for such material.

1.8.9 Title to new materials and/or equipment for the Work of this Contract and attendant liability for its protection and safety shall remain with Contractor until incorporated in the Work of this Contract and accepted by District. No part of any materials and/or equipment shall be removed from its place of storage except for immediate installation in the Work of this Contract. Should the District, in its discretion, allow the Contractor to store materials and/or equipment for the Work off-site, Contractor will store said materials and/or equipment at a bonded warehouse and with appropriate insurance coverage at no cost to District. Contractor shall keep an accurate inventory of all materials and/or equipment in a manner satisfactory to District or its authorized representative and shall, at the District's request, forward it to the District.

1.8.10 [RESERVED]

2. [RESERVED]

3. ARCHITECT

3.1 The Architect shall represent the District during the Project and will observe the progress and quality of the Work on behalf of the District. Architect shall have the authority to act on behalf of District to the extent expressly provided in the Contract Documents and to the extent determined by District. Architect shall have authority to reject materials, workmanship, and/or the Work whenever rejection may be necessary, in Architect's reasonable opinion, to ensure the proper execution of the Contract.

3.2 Architect shall, with the District and on behalf of the District, determine the amount, quality, acceptability, and fitness of all parts of the Work, and interpret the Specifications, Drawings, and shall, with the District, interpret all other Contract Documents.

3.3 Architect shall have all authority and responsibility established by law, including title 24 of the California Code of Regulations.

3.4 Contractor shall provide District and the Construction Manager with a copy of all written communication between Contractor and Architect at the same time as that communication is made to Architect, including, without limitation, all RFIs, correspondence, submittals, claims, and proposed change orders.

4. CONSTRUCTION MANAGER

4.1 If a Construction Manager is used on this Project ("Construction Manager" or "CM"), the Construction Manager will provide administration of the Contract on the District's behalf. After execution of the Contract and Notice to Proceed, all correspondence and/or instructions from Contractor and/or District shall be forwarded through the Construction Manager. The Construction Manager will not be responsible for and will not have control or charge of construction means, methods, techniques, sequences, or procedures or for safety precautions in connection with the Work, which shall all remain the Contractor's responsibility.

4.2 The Construction Manager, however, will have authority to reject materials and/or workmanship not conforming to the Contract Documents, as determined by the District, the Architect, and/or the Project Inspector. The Construction Manager shall also have the authority to require special inspection or testing of any portion of the Work, whether it has been fabricated, installed, or fully completed. Any decision made by the Construction Manager, in good faith, shall not give rise to any duty or responsibility of the Construction Manager to: the Contractor; any Subcontractor; the Contractor or Subcontractor's respective agents, employees; or other persons performing any of the

Work. The Construction Manager shall have free access to any or all parts of Work at any time.

4.3 If the District does not use a Construction Manager on this Project, all references within the Contract Documents to Construction Manager or CM shall be read as District.

5. INSPECTOR, INSPECTIONS, AND TESTS

5.1 Project Inspector

5.1.1 One or more Project Inspector(s), including special Project Inspector(s), as required, will be assigned to the Work by District, in accordance with requirements of title 24, part 1, of the California Code of Regulations, to enforce the building code and monitor compliance with Plans and Specifications for the Project previously approved by the DSA. Duties of Project Inspector(s) are specifically defined in section 4-342 of said part 1 of title 24.

5.1.2 No Work shall be carried on except with the knowledge and under the inspection of the Project Inspector(s). The Project Inspector(s) shall have free access to any or all parts of Work at any time. Contractor shall furnish Project Inspector(s) reasonable opportunities for obtaining such information as may be necessary to keep Project Inspector(s) fully informed respecting progress and manner of work and character of materials, including, but not limited to, submission of form DSA 156 (or the most current version applicable at the time the Work is performed) to the Project Inspector at least 48 hours in advance of the commencement and completion of construction of each and every aspect of the Work. Forms are available on the DSA's website at: <http://www.dgs.ca.gov/dsa/Forms.aspx>. Inspection of Work shall not relieve Contractor from an obligation to fulfill this Contract. Project Inspector(s) and the DSA are authorized to suspend work whenever the Contractor and/or its Subcontractor(s) are not complying with the Contract Documents. Any work stoppage by the Project Inspector(s) and/or DSA shall be without liability to the District. Contractor shall instruct its Subcontractors and employees accordingly.

5.1.3 If Contractor and/or any Subcontractor requests that the Project Inspector(s) perform any inspection off-site, this shall only be done if it is allowable pursuant to applicable regulations and DSA approval, if the Project Inspector(s) agree to do so, and at the expense of the Contractor.

5.2 Tests and Inspections

5.2.1 Tests and Inspections shall comply with title 24, part 1, California Code of Regulations, group 1, article 5, section 4-335, and with the provisions of the Specifications.

5.2.2 The District will select an independent testing laboratory to conduct the tests. Selection of the materials required to be tested shall be by the laboratory or the District's representative and not by the Contractor. The Contractor shall notify the District's representative a sufficient time in advance of its readiness for required observation or inspection.

5.2.3 The Contractor shall notify the District's representative a sufficient time in advance of the manufacture of material to be supplied under the Contract Documents, which must by terms of the Contract Documents be tested, in order that the District may arrange for the testing of same at the source of supply. This notice shall be provided, at a minimum, seventy-two (72) hours prior to the manufacture of the material that needs to be tested.

5.2.4 Any material shipped by the Contractor from the source of supply prior to having satisfactorily passed such testing and inspection or prior to the receipt of notice from said representative that such testing and inspection will not be required, shall not be incorporated into and/or onto the Project.

5.2.5 The District will select the testing laboratory and pay for the cost of all tests and inspections, excepting those inspections performed at Contractor's request and expense. Contractor shall reimburse the District for any and all laboratory costs or other testing costs for any materials found to be not in compliance with the Contract Documents. At the District's discretion, District may elect to deduct laboratory or other testing costs for noncompliant materials from the Contract Price, and such deduction shall not constitute a withholding.

5.3 Costs for After Hours and/or Off Site Inspections

If the Contractor performs Work outside the Inspector's regular working hours or requests the Inspector to perform inspections off Site, costs of any inspections required outside regular working hours or off Site shall be borne by the Contractor and may be invoiced to the Contractor by the District or the District may deduct those expenses from the next Progress Payment.

6. CONTRACTOR

Contractor shall construct and complete, in a good and workmanlike manner, the Work for the Contract Price including any adjustment(s) to the Contract Price pursuant to provisions herein regarding changes to the Contract Price. Except as otherwise noted, Contractor shall provide and pay for all labor, materials, equipment, permits (excluding DSA), fees, licenses, facilities, transportation, taxes, bonds and insurance, and services necessary for the proper execution and completion of the Work, except as indicated herein.

6.1 Status of Contractor

6.1.1 Contractor represents and warrants that Contractor is an independent contractor or business entity that is: (i) free from the control and direction of the District in connection with the performance of the Services, (ii) performing Services that are outside the usual course of the District's business, and (iii) customarily engaged in an independently established trade, occupation, or business of the same nature as that involved in the Services performed, District being interested only in the results obtained. Contractor understands and agrees that it and all of its employees and its Subcontractors shall not be considered officers, employees, agents, partner, or joint venture of the District, and are not entitled to benefits of any kind or nature normally provided employees of the District and/or to which District's employees are normally entitled, including, but not limited to, State Unemployment Compensation or Worker's Compensation. Contractor shall assume full responsibility for payment of all federal, state, and local taxes or contributions, including unemployment insurance, social security, and income taxes with respect to

Consultant's employees. Contractor is and shall at all times be wholly responsible for the manner in which it, its agents, and its Subcontractors perform the services required of it by the Contract Documents. Nothing herein contained shall be construed as creating the relationship of employer and employee, or principal and agent, between the District, or any of the District's employees or agents, and Contractor or any of Contractor's Subcontractors, agents or employees. District shall be permitted to monitor the Contractor's activities to determine compliance with the terms of this Contract.

6.1.2 As required by law, Contractor and all Subcontractors shall be properly licensed and regulated by the Contractors State License Board, 9821 Business Park Drive, Sacramento, California 95827, <http://www.cslb.ca.gov>.

6.1.3 As required by law, Contractor and all Subcontractors shall be properly registered as public works contractors by the Department of Industrial Relations at: <https://efiling.dir.ca.gov/PWCR/ActionServlet?action=displayPWCRegistrationForm> or current URL.

6.1.4 Contractor represents that Contractor and all Subcontractors shall not be presently debarred, suspended, proposed for disbarment, declared ineligible or excluded pursuant to either Labor Code section 1777.1 or Labor Code section 1777.7.

6.1.5 [RESERVED]

6.1.6 Contractor represents that it has no existing interest and will not acquire any interest, direct or indirect, which could conflict in any manner or degree with the performance of Work required under this Contract and that no person having any such interest shall be employed by Contractor.

6.1.7 [RESERVED]

6.1.8 If Contractor intends to make any change in the name or legal nature of the Contractor's entity, Contractor must first notify the District in writing prior to making any contemplated change. The District shall determine in writing if Contractor's intended change is permissible while performing this Contract.

6.2 **Project Inspection Card(s)**

Contractor shall verify that forms DSA 152 (or the current version applicable at the time the Work is performed) are issued for the Project prior to the commencement of construction.

6.3 **Contractor's Supervision**

6.3.1 During progress of the Work, Contractor shall keep on the Premises, and at all other locations where any Work related to the Contract is being performed, an experienced and competent project manager and construction superintendent who are employees of the Contractor, to whom the District does not object and at least one of whom shall be fluent in English, written and verbal.

6.3.2 The project manager and construction superintendent shall both speak fluently the predominant language of the Contractor's employees.

6.3.3 Before commencing the Work herein, Contractor shall give written notice to District of the name of its project manager and construction superintendent. Neither the Contractor's project manager nor construction superintendent shall be changed except with prior written notice to District. If the Contractor's project manager and/or construction superintendent proves to be unsatisfactory to Contractor, or to District, any of the District's employees, agents, the Construction Manager, or the Architect, the unsatisfactory project manager and/or construction superintendent shall be replaced. However, Contractor shall notify District in writing before any change occurs, but no less than two (2) business days prior. Any replacement of the project manager and/or construction superintendent shall be made promptly and must be satisfactory to the District. The Contractor's project manager and construction superintendent shall each represent Contractor, and all directions given to Contractor's project manager and/or construction superintendent shall be as binding as if given to Contractor.

6.3.4 Contractor shall give efficient supervision to Work, using its best skill and attention. Contractor shall carefully study and compare all Contract Documents, Drawings, Specifications, and other instructions and shall at once report to District, Construction Manager, and Architect any error, inconsistency, or omission that Contractor or its employees and Subcontractors may discover, in writing, with a copy to District's Project Inspector(s). The Contractor shall have responsibility for discovery of errors, inconsistencies, or omissions.

6.4 Duty to Provide Fit Workers

6.4.1 Contractor and Subcontractor(s) shall at all times enforce strict discipline and good order among their employees and shall not employ or work any unfit person or anyone not skilled in work assigned to that person. It shall be the responsibility of Contractor to ensure compliance with this requirement. District may require Contractor to permanently remove unfit persons from Project Site.

6.4.2 Any person in the employ of Contractor or Subcontractor(s) whom District may deem incompetent or unfit shall be excluded from working on the Project and shall not again be employed on the Project except with the prior written consent of District.

6.4.3 The Contractor shall furnish labor that can work in harmony with all other elements of labor employed or to be employed in the Work.

6.4.4 Fingerprinting. Contractor shall comply with the provisions of Education Code section 45125.2 regarding the submission of employee fingerprints to the California Department of Justice and the completion of criminal background investigations of its employees, its subcontractor(s), and its subcontractors' employees. Contractor shall not permit any employee to have any contact with District pupils until such time as Contractor has verified in writing to the governing board of the District, (A) that such employee has not been convicted of a violent or serious felony, as defined in Education Code section 45122.1 and/or (B) that the prohibition does not apply to an employee as provided by Education Code section 45125.1(e)(2) or (3). Contractor shall fully complete and perform all tasks required pursuant to the Criminal Background Investigation/ Fingerprinting Certification.

6.5 Field Office

6.5.1 Contractor shall provide a temporary office on the Site for the District's use exclusively, during the term of the Contract.

6.6 Purchase of Materials and Equipment

The Contractor is required to order, obtain, and store materials and equipment sufficiently in advance of its Work at no additional cost or advance payment from District to assure that there will be no delays.

6.7 Documents on Work

6.7.1 Contractor shall at all times keep on the Site, or at another location as the District may authorize in writing, one legible copy of all Contract Documents, including Addenda and Change Orders, and Titles 19 and 24 of the California Code of Regulations, the specified edition(s) of the Uniform Building Code, all approved Drawings, Plans, Schedules, and Specifications, and all codes and documents referred to in the Specifications, and made part thereof. These documents shall be kept in good order and available to District, Construction Manager, Architect, Architect's representatives, the Project Inspector(s), and all authorities having jurisdiction. Contractor shall be acquainted with and comply with the provisions of these titles as they relate to this Project. (See particularly the duties of Contractor, Title 24, Part 1, California Code of Regulations, section 4-343.) Contractor shall also be acquainted with and comply with all California Code of Regulations provisions relating to conditions on this Project, particularly Titles 8 and 17. Contractor shall coordinate with Architect and Construction Manager and shall submit its verified report(s) according to the requirements of Title 24.

6.7.2 Daily Job Reports.

6.7.2.1 Contractor shall maintain, at a minimum, at least one (1) set of Daily Job Reports on the Project. These must be prepared by the Contractor's employee(s) who are present on Site, and must include, at a minimum, the following information:

- 6.7.2.1.1** A brief description of all Work performed on that day.
- 6.7.2.1.2** A summary of all other pertinent events and/or occurrences on that day.
- 6.7.2.1.3** The weather conditions on that day.
- 6.7.2.1.4** A list of all Subcontractor(s) working on that day, including DIR registration numbers.
- 6.7.2.1.5** A list of each Contractor employee working on that day and the total hours worked for each employee.
- 6.7.2.1.6** A complete list of all equipment on Site that day, whether in use or not.
- 6.7.2.1.7** A complete list of all materials, supplies, and equipment delivered on that day.
- 6.7.2.1.8** A complete list of all inspections and tests performed on that day.

6.7.2.2 Each day Contractor shall provide a copy of the previous day's Daily Job Report to the District or the Construction Manager.

6.8 Preservation of Records

Contractor shall maintain, and District shall have the right to inspect, Contractor's financial records for the Project, including, without limitation, Job Cost Reports for the Project in compliance with the criteria set forth herein. The District shall have the right to examine and audit all Daily Job Reports or other Project records of Contractor's project manager(s), project superintendent(s), and/or project foreperson(s), all certified payroll records and/or related documents including, without limitation, Job Cost Reports, payroll, payment, timekeeping and tracking documents; all books, estimates, records, contracts, documents, bid documents, bid cost data, subcontract job cost reports, and other data of the Contractor, any Subcontractor, and/or supplier, including computations and projections related to bidding, negotiating, pricing, or performing the Work or Contract modification, in order to evaluate the accuracy, completeness, and currency of the cost, manpower, coordination, supervision, or pricing data at no additional cost to the District. These documents may be duplicative and/or be in addition to any Bid Documents held in escrow by the District. The Contractor shall make available at its office at all reasonable times the materials described in this paragraph for the examination, audit, or reproduction until three (3) years after final payment under this Contract. Notwithstanding the provisions above, Contractor shall provide any records requested by any governmental agency, if available, after the time set forth above.

6.9 Integration of Work

6.9.1 Contractor shall do all cutting, fitting, patching, and preparation of Work as required to make its several parts come together properly, to fit it to receive or be received by work of other contractors, and to coordinate tolerances to various pieces of work, showing upon, or reasonably implied by, the Drawings and Specifications for the completed structure, and shall conform them as District and/or Architect may direct.

6.9.2 Contractor shall make its own layout of lines and elevations and shall be responsible for the accuracy of both Contractor's and Subcontractors' work resulting therefrom.

6.9.3 Contractor and all Subcontractors shall take all field dimensions required in performance of the Work, and shall verify all dimensions and conditions on the Site. All dimensions affecting proper fabrication and installation of all Work must be verified prior to fabrication by taking field measurements of the true conditions. If there are any discrepancies between dimensions in drawings and existing conditions which will affect the Work, Contractor shall bring such discrepancies to the attention of the District and Architect for adjustment before proceeding with the Work. In doing so, it is recognized that Contractor is not acting in the capacity of a licensed design professional, and that Contractor's examination is made in good faith to facilitate construction and does not create an affirmative responsibility of a design professional to detect errors, omissions or inconsistencies in the Contract Documents or to ascertain compliance with applicable laws, building codes or regulations. However, nothing in this provision shall abrogate Contractor's responsibilities for discovering and reporting any error, inconsistency, or omission pursuant to the Contract within the Contractor's standard of care including, without limitation, any applicable laws, ordinance, rules, or regulations. Following receipt of written notice from Contractor, the District and/or Architect shall inform Contractor what action, if any, Contractor shall take with regard to such discrepancies.

6.9.4 All costs caused by noncompliant, defective, or delayed Work shall be borne by Contractor, inclusive of repair work. Schedule delays resulting from unauthorized work shall be Contractor's responsibility.

6.9.5 Contractor shall not endanger any work performed by it or anyone else by cutting, excavating, or otherwise altering work and shall not cut or alter work of any other contractor except with consent of District.

6.10 Notifications

6.10.1 Contractor shall notify the Architect and Project Inspector, in writing, of the commencement of construction of each and every aspect of the Work at least 48 hours in advance by submitting form DSA 156 (or the most current version applicable at the time the Work is performed) to the Project Inspector. Forms are available on the DSA's website at: <http://www.dgs.ca.gov/dsa/Forms.aspx>.

6.10.2 Contractor shall notify the Architect and Project Inspector, in writing, of the completion of construction of each and every aspect of the Work at least 48 hours in advance by submitting form DSA 156 (or current version) to the Project Inspector.

6.11 Obtaining of Permits, Licenses and Registrations

6.11.1 Contractor shall secure and pay for all permits (except DSA), licenses, registrations, approvals and certificates necessary for prosecution of Work, including but not limited to those listed in the Special Conditions, if any, before the date of the commencement of the Work or before the permits, licenses, registrations, approvals and certificates are legally required to continue the Work without interruption. The Contractor shall obtain and pay, only when legally required, for all licenses, registrations, approvals, permits, inspections, and inspection certificates required to be obtained from or issued by any authority having jurisdiction over any part of the Work included in the Contract. All final permits, licenses, registrations, approvals and certificates shall be delivered to District before demand is made for final payment.

6.11.2 General Permit For Storm Water Discharges Associated With Construction and Land Disturbance Activities.

6.11.2.1 Contractor acknowledges that all California school districts are obligated to develop and implement the following requirements for the discharge of storm water to surface waters from its construction and land disturbance activities pursuant to the Clean Water Act and Porter Cologne Water Quality Act. District has determined that the construction of this Project requires enrollment in the Construction Storm Water Permit. District has filed certain submittals referred to as Permit Registration Documents ("PRDS") with the Regional Water Control Board ("Storm Water Pollution Prevention Plan" or "SWPPP").

6.11.2.2 Contractor shall comply with any District SWPPP that is approved by the District and applicable to the Project, at no additional cost to the District. Contractor shall pay any fees and any penalties that may be imposed by a regulatory agency for its non-compliance with the SWPPP during the course of Work.

6.11.2.3 Contractor shall provide a Qualified Storm Water Practitioner ("QSP") at no additional cost to the District, who shall be onsite and implement and monitor any and all SWPPP requirements applicable to the Project, including but not limited to:

6.11.2.3.1 All required visual observations, sampling, analysis, reporting and record keeping, including any Numeric Action Levels ("NALs"), if applicable;

6.11.2.3.2 Rain Event Action Plan ("REAP") at least forty eight (48) hours prior to any forecasted rain event requiring implementation of the REAP, including any erosion and sediment control measures needed to protect all exposed portions of the site, if applicable;

6.11.2.3.3 Active Treatment System ("ATS"), if applicable; and

6.11.2.3.4 Best management practices ("BMPs").

6.12 Royalties and Patents

6.12.1 Contractor shall obtain and pay, only when legally required, all royalties and license fees necessary for prosecution of Work before the earlier of the date of the commencement of the Work or the date that the license is legally required to continue the Work without interruption. Contractor shall defend suits or claims of infringement of patent, copyright, or other rights and shall hold the District, the Architect, and the Construction Manager harmless and indemnify them from loss on account thereof except when a particular design, process, or make or model of product is required by the Contract Documents. However, if the Contractor has reason to believe that the required design, process, or product is an infringement of a patent or copyright, the Contractor shall indemnify and defend the District, Architect and Construction Manager against any loss or damage unless the Contractor promptly informs the District of its information.

6.12.2 The review by the District or Architect of any method of construction, invention, appliance, process, article, device, or material of any kind shall be only its adequacy for the Work and shall not approve use by the Contractor in violation of any patent or other rights of any person or entity.

6.13 Work to Comply With Applicable Laws and Regulations

6.13.1 Contractor shall give all notices and comply with the following specific laws, ordinances, rules, and regulations and all other applicable laws, ordinances, rules, and regulations bearing on conduct of Work as indicated and specified, including but not limited to the appropriate statutes and administrative code sections. If Contractor observes that Drawings and Specifications are at variance therewith, or should Contractor become aware of the development of conditions not covered by Contract Documents that may result in finished Work being at variance therewith, Contractor shall promptly notify District in writing and any changes deemed necessary by District shall be made as provided in Contract for changes in Work.

6.13.1.1 National Electrical Safety Code, U. S. Department of Commerce

6.13.1.2 National Board of Fire Underwriters' Regulations

6.13.1.3 International Building Code, latest addition, and the California Code of Regulations, title 24, and other amendments

6.13.1.4 Manual of Accident Prevention in Construction, latest edition, published by A.G.C. of America

6.13.1.5 Industrial Accident Commission's Safety Orders, State of California

6.13.1.6 Regulations of the State Fire Marshall (title 19, California Code of Regulations) and Pertinent Local Fire Safety Codes

6.13.1.7 Americans with Disabilities Act

6.13.1.8 Education Code of the State of California

6.13.1.9 Government Code of the State of California

6.13.1.10 Labor Code of the State of California, division 2, part 7, Public Works and Public Agencies

6.13.1.11 Public Contract Code of the State of California

6.13.1.12 California Art Preservation Act

6.13.1.13 U. S. Copyright Act

6.13.1.14 U. S. Visual Artists Rights Act

6.13.2 Contractor shall comply with all applicable mitigation measures, if any, adopted by any public agency with respect to this Project pursuant to the California Environmental Quality Act (Public Resources Code section 21000 et seq.).

6.13.3 If Contractor performs any Work that it knew, or through exercise of reasonable care should have known, to be contrary to any applicable laws, ordinance, rules, or regulations, Contractor shall bear all costs arising therefrom and arising from the correction of said Work.

6.13.4 Where Specifications or Drawings state that materials, processes, or procedures must be approved by the DSA, State Fire Marshall, or other body or agency, Contractor shall be responsible for satisfying requirements of such bodies or agencies applicable at the time the Work is performed, and as determined by those bodies or agencies.

6.13.5 [RESERVED]

6.14 **Safety/Protection of Persons and Property**

6.14.1 The Contractor will be solely and completely responsible for conditions of the Site, including safety of all persons and property during performance of the Work. This requirement will apply continuously and not be limited to normal working hours.

6.14.2 The wearing of hard hats will be mandatory at all times for all personnel on Site. Contractor shall supply sufficient hard hats to properly equip all employees and visitors.

6.14.3 Any construction review of the Contractor's performance is not intended to include review of the adequacy of the Contractor's safety measures in, on, or near the Site.

6.14.4 Implementation and maintenance of safety programs shall be the sole responsibility of the Contractor.

6.14.5 The Contractor shall furnish to the District a copy of the Contractor's safety plan within the time frame indicated in the Contract Documents and specifically adapted for the Project.

6.14.6 Contractor shall be responsible for all damages to persons or property that occur as a result of its fault or negligence in connection with the prosecution of this Contract and shall take all necessary measures and be responsible for the proper care and completion and final acceptance by District. All Work shall be solely at Contractor's risk with the exception of damage to the Work caused by "acts of God" as defined in Public Contract Code section 7105.

6.14.7 Contractor shall take, and require Subcontractors to take, all necessary precautions for safety of workers on the Project and shall comply with all applicable federal, state, local, and other safety laws, standards, orders, rules, regulations, and building codes to prevent accidents or injury to persons on, about, or adjacent to premises where Work is being performed and to provide a safe and healthful place of employment. Contractor shall furnish, erect, and properly maintain at all times, all necessary safety devices, safeguards, construction canopies, signs, nets, barriers, lights, and watchmen for protection of workers and the public and shall post danger signs warning against hazards created by such features in the course of construction.

6.14.8 Hazards Control – Contractor shall store volatile wastes in covered metal containers and remove them from the Site daily. Contractor shall prevent accumulation of wastes that create hazardous conditions. Contractor shall provide adequate ventilation during use of volatile or noxious substances.

6.14.9 Contractor shall designate a responsible member of its organization on the Project, whose duty shall be to post information regarding protection and obligations of workers and other notices required under occupational safety and health laws, to comply with reporting and other occupational safety requirements, and to protect the life, safety, and health of workers. Name and position of person so designated shall be reported to District by Contractor.

6.14.10 Contractor shall correct any violations of safety laws, rules, orders, standards, or regulations. Upon the issuance of a citation or notice of violation by the Division of Occupational Safety and Health, Contractor shall correct such violation promptly.

6.14.11 Contractor shall comply with any District storm water requirements that are approved by the District and applicable to the Project, at no additional cost to the District.

6.14.12 In an emergency affecting safety of life or of work or of adjoining property, Contractor, without special instruction or authorization, shall act, at its discretion, to prevent such threatened loss or injury. Any compensation claimed by Contractor on account of emergency work shall be determined by agreement.

6.14.13 All salvage materials will become the property of the Contractor and shall be removed from the Site unless otherwise called for in the Contract Documents. However, the District reserves the right to designate certain items of value that shall be turned over to the District unless otherwise directed by District.

6.14.14 All connections to public utilities and/or existing on-site services, including, without limitation, internet, phone and data connections, shall be made and maintained in such a manner as to not interfere with the continuing use of same by the District during the entire progress of the Work.

6.14.15 Contractor shall provide such heat, covering, and enclosures as are necessary to protect all Work, materials, equipment, appliances, and tools against damage by weather conditions, such as extreme heat, cold, rain, snow, dry winds, flooding, or dampness.

6.14.16 The Contractor shall protect and preserve the Work from all damage or accident, providing any temporary roofs, window and door coverings, boxings, or other construction as required by the Architect. The Contractor shall be responsible for existing structures, walks, roads, trees, landscaping, and/or improvements in working areas; and shall provide adequate protection therefore. If temporary removal is necessary of any of the above items, or damage occurs due to the Work, the Contractor shall replace same at his expense with same kind, quality, and size of Work or item damaged. This shall include any adjoining property of the District and others.

6.14.17 Contractor shall take adequate precautions to protect existing roads, sidewalks, curbs, pavements, utilities, adjoining property, and structures (including, without limitation, protection from settlement or loss of lateral support), and to avoid damage thereto, and repair any damage thereto caused by construction operations.

6.14.18 Contractor shall confine apparatus, the storage of materials, and the operations of workers to limits indicated by law, ordinances, permits, or directions of Architect, and shall not interfere with the Work or unreasonably encumber Premises or overload any structure with materials. Contractor shall enforce all instructions of District and Architect regarding signs, advertising, fires, and smoking, and require that all workers comply with all regulations while on Project Site.

6.14.19 Contractor, Contractor's employees, Subcontractors, Subcontractors' employees, or any person associated with the Work shall conduct themselves in a manner appropriate for a school site. No verbal or physical contact with neighbors, students, and faculty, profanity, or inappropriate attire and/or logos, or behavior will be permitted. District may require Contractor to temporarily or permanently remove non-complying persons from Project Site.

6.14.20 Contractor shall take care to prevent disturbing or covering any survey markers, monuments, or other devices marking property boundaries or corners. If such markers are disturbed, Contractor shall have a civil engineer, registered as a professional engineer in California, replace them at no cost to District.

6.14.21 In the event that the Contractor enters into any agreement with owners of any adjacent property to enter upon the adjacent property for the purpose of performing the Work, Contractor shall fully indemnify, defend, and hold harmless each person, entity, firm, or agency that owns or has any interest in adjacent property. The form and content of the agreement of indemnification shall be approved by the District prior to the commencement of any Work on or about the adjacent property. The Contractor shall also indemnify the District as provided in the indemnification provision herein. These provisions shall be in addition to any other requirements of the owners of the adjacent property.

6.15 Working Evenings and Weekends

Contractor may be required to work increased hours, evenings, and/or weekends at no additional cost to the District. Contractor shall give the District seventy-two (72) hours' notice prior to performing any evening and/or weekend work. Contractor shall perform all evening and/or weekend work only upon District's approval and in compliance with all applicable rules, regulations, laws, and local ordinances including, without limitation, all noise and light limitations. Contractor shall reimburse the District for any increased or additional Inspector charges as a result of Contractor's increased hours, or evening and/or weekend work.

6.16 Cleaning Up

6.16.1 The Contractor shall provide all services, labor, materials, and equipment necessary for protecting and securing the Work, all school occupants, furnishings, equipment, and building structure from damage until its completion and final acceptance by District. Dust barriers shall be provided to isolate dust and dirt from construction operations. At completion of the Work and portions thereof, Contractor shall clean to the original state any areas beyond the Work area that become dust laden as a result of the Work. The Contractor must erect the necessary warning signs and barricades to ensure the safety of all school occupants. The Contractor at all times must maintain good housekeeping practices to reduce the risk of fire damage and must make a fire extinguisher, fire blanket, and/or fire watch, as applicable, available at each location where cutting, braising, soldering, and/or welding is being performed or where there is an increased risk of fire.

6.16.2 Contractor at all times shall keep Premises, including property immediately adjacent thereto, free from debris such as waste, rubbish (including personal rubbish of workers, e.g., food wrappers, etc.), and excess materials and equipment caused by the Work. Contractor shall not leave debris under, in, or about the Premises (or surrounding property or neighborhood), but shall promptly remove same from the Premises on a daily basis. If Contractor fails to clean up, District may do so and the cost thereof shall be charged to Contractor. If Contract is for work on an existing facility, Contractor shall also perform specific clean-up on or about the Premises upon request by the District as it deems necessary for continued operations. Contractor shall comply with all related provisions of the Specifications.

6.16.3 If the Construction Manager, Architect, or District observes the accumulation of trash and debris, the District will give the Contractor a 24-hour written notice to mitigate the condition.

6.16.4 Should the Contractor fail to perform the required clean-up, or should the clean-up be deemed unsatisfactory by the District, the District may, at its sole

discretion, then perform the clean-up. All cost associated with the clean-up work (including all travel, payroll burden, and costs for supervision) will be deducted from the Contract Price.

6.17 No Relief from Obligations Based on Review by Other Persons

6.17.1 Contractor shall not be relieved of obligations to perform the Work in accordance with the Contract Documents by act or omission of the District, Architect, Construction Manager, Project Inspector, or DSA or other entities having jurisdiction including, but not limited to, administration of the Contract, review of submittals, or by tests, observation, inspection, or permit/interconnection approvals.

7. SUBCONTRACTORS

7.1 Contractor shall provide the District with information for all Subcontracts as indicated in the Contractor's Submittals and Schedules Section herein.

7.2 No contractual relationship exists between the District and any Subcontractor, supplier, or sub-subcontractor by reason of this Contract.

7.3 Contractor agrees to bind every Subcontractor by terms of this Contract as far as those terms that are applicable to Subcontractor's work including, without limitation, all labor, wage & hour, apprentice and related provisions and requirements. If Contractor shall subcontract any part of this Contract, Contractor shall be as fully responsible to District for acts and omissions of any Subcontractor and of persons either directly or indirectly employed by any Subcontractor, including Subcontractor caused Project delays, as it is for acts and omissions of persons directly employed by Contractor. The divisions or sections of the Specifications and/or the arrangement of the drawings are not intended to control the Contractor in dividing the Work among Subcontractors or limit the work performed by any trade.

7.4 District's consent to, or approval of, or failure to object to, any Subcontractor under this Contract shall not in any way relieve Contractor of any obligations under this Contract and no such consent shall be deemed to waive any provisions of this Contract.

7.5 Contractor is directed to familiarize itself with sections 4100 through 4114 of the Public Contract Code of the State of California, as regards subletting and subcontracting, and to comply with all applicable requirements therein. In addition, Contractor is directed to familiarize itself with sections 1720 through 1861 of the Labor Code of the State of California, as regards the payment of prevailing wages and related issues, and to comply with all applicable requirements therein including, without limitation, section 1775 and the Contractor's and Subcontractors' obligations and liability for violations of prevailing wage law and other applicable laws.

7.6 No Contractor whose Bid is accepted shall, without consent of the awarding authority and in full compliance with section 4100 et seq. of the Public Contract Code, including, without limitation, sections 4107, 4107.5, and 4109 of the Public Contract Code, and section 1771.1 of the Labor Code, either:

7.6.1 Substitute any person as a Subcontractor in place of the Subcontractor designated in the original Bid; or

7.6.2 Permit any Subcontract to be assigned or transferred, or allow any portion of the Work to be performed by anyone other than the original Subcontractor listed in the Bid; or

7.6.3 Sublet or subcontract any portion of the Work in excess of one-half of one percent (0.5%) of the Contractor's total bid as to which his original bid did not designate a Subcontractor.

7.7 The Contractor shall be responsible for the coordination of the trades, Subcontractors, sub-subcontractors, and material or equipment suppliers working on the Project.

7.7.1 If the Contract is valued at \$1 million or more and uses, or plans to use, state bond funds, then Contractor is responsible for ensuring that first tier Subcontractors holding C-4, C-7, C-10, C-16, C-20, C-34, C-36, C-38, C-42, C-43, and/or C-46 licenses are prequalified by the District to work on the Project pursuant to Public Contract Code section 20111.6.

7.7.2 Contractor is responsible for ensuring that all Subcontractors are properly registered as public works contractors by the Department of Industrial Relations.

7.8 Contractor is solely responsible for settling any differences between the Contractor and its Subcontractor(s) or between Subcontractors.

7.9 Contractor must include in all of its subcontracts the assignment provisions as indicated in the Termination section of these General Conditions.

8. OTHER CONTRACTS/CONTRACTORS

8.1 District reserves the right to let other contracts, and/or to perform work with its own forces, in connection with the Project. Contractor shall afford other contractors reasonable opportunity for introduction and storage of their materials and execution of their work and shall properly coordinate and connect Contractor's Work with the work of other contractors.

8.2 In addition to Contractor's obligation to protect its own Work, Contractor shall protect the work of any other contractor that Contractor encounters while working on the Project.

8.3 If any part of Contractor's Work depends for proper execution or results upon work of District or any other contractor, the Contractor shall inspect and, before proceeding with its Work, promptly report to the District in writing any defects in District's or any other contractor's work that render Contractor's Work unsuitable for proper execution and results. Contractor shall be held accountable for damages to District for District's or any other contractor's work that Contractor failed to inspect or should have inspected. Contractor's failure to inspect and report shall constitute Contractor's acceptance of all District's or any other contractor's work as fit and proper for reception of Contractor's Work, except as to defects that may develop in District's or any other contractor's work after execution of Contractor's Work and not caused by execution of Contractor's Work.

8.4 To ensure proper execution of its subsequent work, Contractor shall measure and inspect work already in place and shall at once report to the District in writing any discrepancy between that executed work and the Contract Documents.

8.5 Contractor shall ascertain to its own satisfaction the scope of the Project and nature of District's or any other contracts that have been or may be awarded by District in prosecution of the Project to the end that Contractor may perform this Contract in light of the other contracts, if any.

8.6 Nothing herein contained shall be interpreted as granting to Contractor exclusive occupancy of the Site, the Premises, or of the Project. Contractor shall not cause any unnecessary hindrance or delay to the use and/or operation(s) of the Premises and/or to District or any other contractor working on the Project. If simultaneous execution of any contract or Premises operation is likely to cause interference with performance of Contractor's Contract, Contractor shall coordinate with those contractor(s), person(s), and/or entity(s) and shall notify the District of the resolution.

9. DRAWINGS AND SPECIFICATIONS

9.1 A complete list of all Drawings that form a part of the Contract is to be found as an index on the Drawings themselves, and/or may be provided to the Contractor and/or in the Table of Contents.

9.2 Materials or Work described in words that so applied have a well-known technical or trade meaning shall be deemed to refer to recognized standards, unless noted otherwise.

9.3 Trade Name or Trade Term. It is not the intention of this Contract to go into detailed descriptions of any materials and/or methods commonly known to the trade under "trade name" or "trade term." The mere mention or notation of "trade name" or "trade term" shall be considered a sufficient notice to Contractor that it will be required to complete the work so named, complete, finished, and operable, with all its appurtenances, according to the best practices of the trade.

9.4 The naming of any material and/or equipment shall mean furnishing and installing of same, including all incidental and accessory items thereto and/or labor therefor, as per best practices of the trade(s) involved, unless specifically noted otherwise.

9.5 Contract Documents are complementary, and what is called for by one shall be binding as if called for by all. As such, Drawings and Specifications are intended to be fully cooperative and to agree. However, if Contractor observes that Drawings and Specifications are in conflict with the Contract Documents, Contractor shall promptly notify District and Architect in writing, and any necessary changes shall be made as provided in the Contract Documents.

9.6 In the case of discrepancy or ambiguity in the Contract Documents, the order of precedence in the Agreement shall prevail. However, in the case of discrepancy or ambiguity solely between and among the Drawings and Specifications, the discrepancy or ambiguity shall be resolved in favor of the interpretation that will provide District with the functionally complete and operable Project described in the Drawings and

Specifications. In case of ambiguity, conflict, or lack of information, District will furnish clarifications with reasonable promptness.

9.7 Drawings and Specifications are intended to comply with all laws, ordinances, rules, and regulations of constituted authorities having jurisdiction, and where referred to in the Contract Documents, the laws, ordinances, rules, and regulations shall be considered as a part of the Contract within the limits specified. Contractor shall bear all expense of correcting work done contrary to said laws, ordinances, rules, and regulations.

9.8 As required by Section 4-317(c), Part 1, Title 24, CCR: "Should any existing conditions such as deterioration or non-complying construction be discovered which is not covered by the DSA-approved documents wherein the finished work will not comply with Title 24, California Code of Regulations, a construction change document, or a separate set of plans and specifications, detailing and specifying the required repair work shall be submitted to and approved by DSA before proceeding with the repair work."

9.9 Ownership of Drawings

All copies of Plans, Drawings, Designs, Specifications, and copies of other incidental architectural and engineering work, or copies of other Contract Documents furnished by District, are the property of District. They are not to be used by Contractor in other work and, with the exception of signed sets of Contract Documents, are to be returned to District on request at completion of Work, or may be used by District as it may require without any additional costs to District. Neither the Contractor nor any Subcontractor, or material or equipment supplier shall own or claim a copyright in the Drawings, Specifications, and other documents prepared by the Architect. District hereby grants the Contractor, Subcontractors, sub-subcontractors, and material or equipment suppliers a limited license to use applicable portions of the Drawings prepared for the Project in the execution of their Work under the Contract Documents.

10. CONTRACTOR'S SUBMITTALS AND SCHEDULES

Contractor's submittals shall comply with the provisions and requirements of the Specifications including, without limitation Submittals.

10.1 Schedule of Work, Schedule of Submittals, and Schedule of Values

10.1.1 Within **TEN (10)** calendar days after the date of the Notice to Proceed (unless otherwise specified in the Specifications), the Contractor shall prepare and submit to the District for review, in a form supported by sufficient data to substantiate its accuracy as the District may require:

10.1.1.1 Preliminary Schedule. A preliminary schedule of construction indicating the starting and completion dates of the various stages of the Work, including any information and following any form as may be specified in the Specifications. Once approved by District, this shall become the Construction Schedule. This schedule shall include and identify all tasks that are on the Project's critical path with a specific determination of the start and completion of each critical path task as well as all Contract milestones and each milestone's completion date(s) as may be required by the District.

10.1.1.1.1 The District is not required to approve a preliminary schedule of construction with early completion, i.e., one that shows early completion dates for the Work and/or milestones. Contractor shall not be entitled to extra compensation if the District approves a Construction Schedule with an early completion date and Contractor completes the Project beyond the date shown in the schedule but within the Contract Time. A Construction Schedule showing the Work completed in less than the Contract Time, the time between the early completion date and the end of the Contract Time shall be Float.

10.1.1.2 Preliminary Schedule of Values. A preliminary schedule of values for all of the Work, which must include quantities and prices of items aggregating the Contract Price and must subdivide the Work into component parts in sufficient detail to serve as the basis for progress payments during construction. Unless the Special Conditions contain different limits, this preliminary schedule of values shall include, at a minimum, the following information and the following structure:

10.1.1.2.1 Divided into at least the following categories:

- 10.1.1.2.1.1** Overhead and profit;
- 10.1.1.2.1.2** Supervision;
- 10.1.1.2.1.3** General conditions;
- 10.1.1.2.1.4** Layout;
- 10.1.1.2.1.5** Mobilization;
- 10.1.1.2.1.6** Submittals;
- 10.1.1.2.1.7** Bonds and insurance;
- 10.1.1.2.1.8** Close-out/Certification documentation;
- 10.1.1.2.1.9** Demolition;
- 10.1.1.2.1.10** Installation;
- 10.1.1.2.1.11** Rough-in;
- 10.1.1.2.1.12** Finishes;
- 10.1.1.2.1.13** Testing;
- 10.1.1.2.1.14** Punchlist and District acceptance.

10.1.1.2.2 And also divided by each of the following areas:

- 10.1.1.2.2.1** Site work;
- 10.1.1.2.2.2** By each building;
- 10.1.1.2.2.3** By each floor.

10.1.1.2.3 The preliminary schedule of values shall not provide for values any greater than the following percentages of the Contract value:

- 10.1.1.2.3.1** Mobilization and layout combined to equal not more than 1%;
- 10.1.1.2.3.2** Submittals, samples and shop drawings combined to equal not more than 3%;
- 10.1.1.2.3.3** Bonds and insurance combined to equal not more than 2%.
- 10.1.1.2.3.4** Closeout documentation shall have a value in the preliminary schedule of not less than 5%.

10.1.1.2.4 Notwithstanding any provision of the Contract Documents to the contrary, payment of the Contractor's overhead, supervision, general conditions costs, and profit, as reflected in the Cost Breakdown, shall be paid based on percentage complete, with the disbursement of Progress Payments and the Final Payment.

10.1.1.2.5 Contractor shall certify that the preliminary schedule of values as submitted to the District is accurate and reflects the costs as developed in preparing Contractor's bid. For example, without limiting the foregoing, Contractor shall not "front-load" the preliminary schedule of values with dollar amounts greater than the value of activities performed early in the Project.

10.1.1.2.6 The preliminary schedule of values shall be subject to the District's review and approval of the form and content thereof. In the event that the District objects to any portion of the preliminary schedule of values, the District shall notify the Contractor, in writing, of the District's objection(s) to the preliminary schedule of values. Within five (5) calendar days of the date of the District's written objection(s), Contractor shall submit a revised preliminary schedule of values to the District for review and approval. The foregoing procedure for the preparation, review and approval of the preliminary schedule of values shall continue until the District has approved the entirety of the preliminary schedule of values.

10.1.1.2.7 Once the preliminary schedule of values is approved by the District, this shall become the Schedule of Values. The Schedule of Values shall not be thereafter modified or amended by the Contractor without the prior consent and approval of the District, which may be granted or withheld in the sole discretion of the District.

10.1.1.3 Preliminary Schedule of Submittals. A preliminary schedule of submittals, including Shop Drawings, Product Data, and Samples submittals. Once approved by District, this shall become the Submittal Schedule. All submittals shall be forwarded to the District by the date indicated on the approved Submittal Schedule, unless an earlier date is necessary to maintain the Construction Schedule, in which case those submittals shall be forwarded to the District so as not to delay the Construction Schedule. Upon request by the District, Contractor shall provide an electronic copy of all submittals to the District. All submittals shall be submitted no later than 90 days after the Notice to Proceed.

10.1.1.4 Safety Plan. Contractor's Safety Plan specifically adapted for the Project. Contractor's Safety Plan shall comply with the following requirements:

10.1.1.4.1 All applicable requirements of California Division of Occupational Safety and Health ("CalOSHA") and/or of the United States Occupational Safety and Health Administration ("OSHA").

10.1.1.4.2 All provisions regarding Project safety, including all applicable provisions in these General Conditions.

10.1.1.4.3 Contractor's Safety Plan shall be in English and in the language(s) of the Contractor's and its Subcontractors' employees.

10.1.1.5 Complete Registered Subcontractors List. The name, address, telephone number, facsimile number, California State Contractors License number, classification, DIR registration number and monetary value of all Subcontracts of any tier for parties furnishing labor, material, or equipment for completion of the Project.

10.1.2 Contractor must provide all schedules both in hard copy and electronically, in a format (e.g., Microsoft Project or Primavera) approved in advance by the District.

10.1.3 The District will review the schedules submitted and the Contractor shall make changes and corrections in the schedules as requested by the District and resubmit the schedules until approved by the District.

10.1.4 The District shall have the right at any time to revise the schedule of values if, in the District's sole opinion, the schedule of values does not accurately reflect the value of the Work performed.

10.1.5 All schedules must be approved by the District before Contractor can rely on them as a basis for payment.

10.2 Monthly Progress Schedule(s)

10.2.1 Contractor shall provide Monthly Progress Schedule(s) to the District. A Monthly Progress Schedule shall update the approved Construction Schedule or the last Monthly Progress Schedule, showing all work completed and to be completed as well as updating the Registered Subcontractors List. The monthly Progress Schedule shall be sent within the timeframe requested by the District and shall be in a format acceptable to the District and contain a written narrative of the progress of work that month and any changes, delays, or events that may affect the work. The process for District approval of the Monthly Progress Schedule shall be the same as the process for approval of the Construction Schedule.

10.2.2 Contractor shall submit Monthly Progress Schedule(s) with all payment applications.

10.2.3 Contractor must provide all schedules both in hard copy and electronically, in a format (e.g., Microsoft Project or Primavera) approved in advance by the District.

10.2.4 The District will review the schedules submitted and the Contractor shall make changes and corrections in the schedules as requested by the District and resubmit the schedules until approved by the District.

10.2.5 The District shall have the right at any time to revise the schedule of values if, in the District's sole opinion, the schedule of values does not accurately reflect the value of the Work performed.

10.2.6 All schedules must be approved by the District before Contractor can rely on them as a basis for payment.

10.3 Material Safety Data Sheets (MSDS)

Contractor is required to ensure Material Safety Data Sheets are available in a readily accessible place at the Site for any material requiring a Material Safety Data Sheet per the federal "Hazard Communication" standard, or employees' "right to know" law. The Contractor is also required to ensure proper labeling on substances brought onto the job site and that any person working with the material or within the general area of the material is informed of the hazards of the substance and follows proper handling and protection procedures. Two additional copies of the Material Safety Data Sheets shall also be submitted directly to the District.

10.4 Submittals

10.4.1 Architect's favorable review shall neither be construed as a complete check nor relieve the Contractor, Subcontractor, manufacturer, fabricator, or supplier from responsibility for any deficiency that may exist or from any departures or deviations from the requirements of the Contract Documents unless the Contractor has, in writing, called Architect's attention to the deviations at the time of submission and the Architect has given specific written response. "Favorable review" shall mean merely that Architect has no objection to Contractor using, upon Contractor's own full responsibility, plan or method of Work proposed, or furnishing materials or equipment proposed.

11. SITE ACCESS, CONDITIONS, AND REQUIREMENTS

11.1 Site Investigation

Before bidding on this Work, Contractor shall make a careful investigation of the Site and thoroughly familiarize itself with the requirements of the Contract. By the act of submitting a bid for the Work included in this Contract, Contractor shall be deemed to have made a complete study and investigation, and to be familiar with and accepted the existing conditions of the Site.

Prior to commencing the Work, Contractor and the District's representative shall survey the Site to document the condition of the Site. Contractor will record the survey in digital videotape format and provide an electronic copy to the District within fourteen (14) days of the survey. This electronic record shall serve as a basis for determining any damages caused by the Contractor during the Project. The Contractor may also document any pre-existing conditions in writing, provided that both the Contractor and the District's representative agree on said conditions and sign a memorandum documenting the same.

11.2 Soils Investigation Report

11.2.1 When a soils investigation report obtained from test holes at Site or for the Project is available, that report may be available to the Contractor but shall not be a part of this Contract and shall not alleviate or excuse the Contractor's obligation to perform its own investigation. Any information obtained from that report or any information given on Drawings as to subsurface soil condition or to elevations of existing grades or elevations of underlying rock is approximate only, is not guaranteed, does not form a part of this Contract, and Contractor may not rely thereon. By submitting its bid, Contractor acknowledges that it has made visual examination of Site and has made whatever tests Contractor deems appropriate to

determine underground condition of soil. Although any such report is not a part of this Contract, recommendations from the report may be included in the Drawings, Specifications, or other Contract Documents. It is Contractor's sole responsibility to thoroughly review all Contract Documents, Drawings, and Specifications.

11.2.2 Contractor agrees that no claim against District will be made by Contractor for damages and hereby waives any rights to damages if, during progress of Work, Contractor encounters subsurface or latent conditions at Site materially differing from those shown on Drawings or indicated in Specifications, or for unknown conditions of an unusual nature that differ materially from those ordinarily encountered in the work of the character provided for in Plans and Specifications, except as indicated in the provisions of these General Conditions regarding trenches, trenching, and/or existing utility lines.

11.3 Access to Work

District and its representatives shall at all times have access to Work wherever it is in preparation or progress, including storage and fabrication. Contractor shall provide safe and proper facilities for such access so that District's representatives may perform their functions.

11.4 Layout and Field Engineering

11.4.1 All field engineering required for layout of this Work and establishing grades for earthwork operations shall be furnished by Contractor at its expense. This Work shall be done by a qualified, California-registered civil engineer approved in writing by District and Architect. Any required Record and/or As-Built Drawings of Site development shall be prepared by the approved civil engineer.

11.4.2 The Contractor shall be responsible for having ascertained pertinent local conditions such as location, accessibility, and general character of the Site and for having satisfied itself as to the conditions under which the Work is to be performed. Contractor shall follow best practices, including but not limited to potholing to avoid utilities. District shall not be liable for any claim for allowances because of Contractor's error, failure to follow best practices, or negligence in acquainting itself with the conditions at the Site.

11.4.3 Contractor shall protect and preserve established benchmarks and monuments and shall make no changes in locations without the prior written approval of District. Contractor shall replace any benchmarks or monuments that are lost or destroyed subsequent to proper notification of District and with District's approval.

11.5 Utilities

Utilities shall be provided as indicated in the Specifications.

11.6 Sanitary Facilities

Sanitary facilities shall be provided as indicated in the Specifications.

11.7 Surveys

District shall provide surveys done by a California-licensed civil engineer surveyor to determine locations of construction, grading, and site work as required to perform the Work.

11.8 Regional Notification Center

The Contractor, except in an emergency, shall contact the appropriate regional notification center at least two (2) days prior to commencing any excavation if the excavation will be conducted in an area or in a private easement that is known, or reasonably should be known, to contain subsurface installations other than the underground facilities owned or operated by the District, and obtain an inquiry identification number from that notification center. No excavation shall be commenced and/or carried out by the Contractor unless an inquiry identification number has been assigned to the Contractor or any Subcontractor and the Contractor has given the District the identification number. Any damages arising from Contractor's failure to make appropriate notification shall be at the sole risk and expense of the Contractor. Any delays caused by failure to make appropriate notification shall be at the sole risk of the Contractor and shall not be considered for an extension of the Contract Time.

11.9 Existing Utility Lines

11.9.1 Pursuant to Government Code section 4215, District assumes the responsibility for removal, relocation, and protection of main or trunk utility lines and facilities located on the construction Site at the time of commencement of construction under this Contract with respect to any such utility facilities that are not identified in the Plans and Specifications. Contractor shall not be assessed for liquidated damages for delay in completion of the Project caused by failure of District or the owner of a utility to provide for removal or relocation of such utility facilities.

11.9.2 Locations of existing utilities provided by District shall not be considered exact, but approximate within a reasonable margin and shall not relieve Contractor of responsibilities to exercise reasonable care or costs of repair due to Contractor's failure to do so. District shall compensate Contractor for the costs of locating, repairing damage not due to the failure of Contractor to exercise reasonable care, and removing or relocating such utility facilities not indicated in the Plans and Specifications with reasonable accuracy, and for equipment necessarily idle during such work.

11.9.3 No provision herein shall be construed to preclude assessment against Contractor for any other delays in completion of the Work. Nothing in this Article shall be deemed to require District to indicate the presence of existing service laterals, appurtenances, or other utility lines, within the exception of main or trunk utility lines or whenever the presence of these utilities on the Site of the construction Project can be inferred from the presence of other visible facilities, such as buildings, meter junction boxes, on or adjacent to the Site of the construction.

11.9.4 If Contractor, while performing Work under this Contract, discovers utility facilities not identified by District in Contract Plans and Specifications, Contractor shall immediately notify the District and the utility in writing. The cost of repair for damage to above-mentioned visible facilities without prior written notification to the District shall be borne by the Contractor.

11.10 Notification

Contractor understands, acknowledges and agrees that the purpose for prompt notification to the District pursuant to these provisions is to allow the District to investigate the condition(s) so that the District shall have the opportunity to decide how the District desires to proceed as a result of the condition(s). Accordingly, failure of Contractor to promptly notify the District in writing, pursuant to these provisions, shall constitute Contractor's waiver of any claim for damages or delay incurred as a result of the condition(s).

11.11 Hazardous Materials

Contractor shall comply with all provisions and requirements of the Contract Documents related to hazardous materials including, without limitation, Hazardous Materials Procedures and Requirements.

11.12 No Signs

Neither the Contractor nor any other person or entity shall display any signs not required by law or the Contract Documents at the Site, fences trailers, offices, or elsewhere on the Site without specific prior written approval of the District.

12. TRENCHES

12.1 Trenches Greater Than Five Feet

Pursuant to Labor Code section 6705, if the Contract Price exceeds \$25,000 and involves the excavation of any trench or trenches five (5) feet or more in depth, the Contractor shall, in advance of excavation, promptly submit to the District and/or a registered civil or structural engineer employed by the District or Architect, a detailed plan, stamped by a licensed engineer retained by the Contractor, showing the design of shoring for protection from the hazard of caving ground during the excavation of such trench or trenches.

12.2 Excavation Safety

If such plan varies from the Shoring System Standards established by the Construction Safety Orders, the plan shall be prepared by a registered civil or structural engineer, but in no case shall such plan be less effective than that required by the Construction Safety Orders. No excavation of such trench or trenches shall be commenced until said plan has been accepted by the District or by the person to whom authority to accept has been delegated by the District.

12.3 No Tort Liability of District

Pursuant to Labor Code section 6705, nothing in this Article shall impose tort liability upon the District or any of its employees.

12.4 No Excavation without Permits

The Contractor shall not commence any excavation Work until it has secured all necessary permits including the required CalOSHA excavation/shoring permit. Any

permits shall be prominently displayed on the Site prior to the commencement of any excavation.

12.5 Discovery of Hazardous Waste and/or Unusual Conditions

12.5.1 Pursuant to Public Contract Code section 7104, if the Work involves digging trenches or other excavations that extend deeper than four feet below the Surface, the Contractor shall promptly, and before the following conditions are disturbed, notify the District, in writing, of any:

12.5.1.1 Material that the Contractor believes may be material that is hazardous waste, as defined in section 25117 of the Health and Safety Code, is required to be removed to a Class I, Class II, or Class III disposal site in accordance with provisions of existing law.

12.5.1.2 Subsurface or latent physical conditions at the Site differing from those indicated.

12.5.1.3 Unknown physical conditions at the Site of any unusual nature, different materially from those ordinarily encountered and generally recognized as inherent in work of the character provided for in the Contract.

12.5.2 The District shall promptly investigate the conditions, and if it finds that the conditions do materially so differ, or do involve hazardous waste, and cause a decrease or increase in the Contractor's cost of, or the time required for, performance of any part of the Work, shall issue a Change Order under the procedures described herein.

12.5.3 In the event that a dispute arises between District and the Contractor whether the conditions materially differ, or involve hazardous waste, or cause a decrease or increase in the Contractor's cost of, or time required for, performance of any part of the Work, the Contractor shall not be excused from any scheduled completion date provided for by the Contract, but shall proceed with all work to be performed under the Contract. The Contractor shall retain any and all rights provided either by Contract or by law that pertain to the resolution of disputes and protests.

13. INSURANCE AND BONDS

13.1 Insurance

Unless different provisions and/or limits are indicated in the Special Conditions, all insurance required of Contractor and/or its Subcontractor(s) shall be at least as broad as the amounts and include the provisions set forth herein.

13.1.1 Commercial General Liability and Automobile Liability Insurance

13.1.1.1 Contractor shall procure and maintain, during the life of this Contract, Commercial General Liability Insurance and Automobile Liability Insurance that shall protect Contractor, District, State, Construction Manager(s), Project Inspector(s), and Architect(s) from all claims for bodily injury, property damage, personal injury, death, advertising injury, and medical payments arising from, or in connection with, operations under this Contract. This coverage shall be

provided in a form at least as broad as Insurance Services (ISO) Form CG 0001 11188. Contractor shall ensure that Products Liability and Completed Operations coverage, Fire Damage Liability coverage, and Automobile Liability Insurance coverage including owned, non-owned, and hired automobiles, are included within the above policies and at the required limits, or Contractor shall procure and maintain these coverages separately.

13.1.1.2 Contractor's deductible or self-insured retention for its Commercial General Liability Insurance policy shall not exceed \$25,000 unless approved in writing by District.

13.1.1.3 All such policies shall be written on an occurrence form.

13.1.2 Excess Liability Insurance

13.1.2.1 If Contractor's underlying policy limits are less than required, subject to the District's sole discretion, Contractor may procure and maintain, during the life of this Contract, an Excess Liability Insurance Policy to meet the policy limit requirements of the required policies in order to satisfy, in the aggregate with its underlying policy, the insurance requirements herein..

13.1.2.2 There shall be no gap between the per occurrence amount of any underlying policy and the start of the coverage under the Excess Liability Insurance Policy. Any Excess Liability Insurance Policy shall be written on a following form and shall protect Contractor, District, State, Construction Manager(s), Project Manager(s), and Architect(s) in amounts and including the provisions as set forth in the Supplementary Conditions (if any) and/or Special Conditions, and that complies with all requirements for Commercial General Liability and Automobile Liability and Employers' Liability Insurance.

13.1.2.3 The District, in its sole discretion, may accept the Excess Liability Insurance Policy that brings Contractor's primary limits to the minimum requirements herein.

13.1.3 Subcontractor(s): Contractor shall require its Subcontractor(s), if any, to procure and maintain Commercial General Liability Insurance, Automobile Liability Insurance, and Excess Liability Insurance (if Subcontractor elects to satisfy, in part the insurance required herein by procuring and maintaining an Excess Liability Insurance Policy) with forms of coverage and limits equal to the amounts required of the Contractor.

13.1.4 Workers' Compensation and Employers' Liability Insurance

13.1.4.1 In accordance with provisions of section 3700 of the California Labor Code, the Contractor and every Subcontractor shall be required to secure the payment of compensation to its employees.

13.1.4.2 Contractor shall procure and maintain, during the life of this Contract, Workers' Compensation Insurance and Employers' Liability Insurance for all of its employees engaged in work under this Contract, on/or at the Site of the Project. This coverage shall cover, at a minimum, medical and surgical treatment, disability benefits, rehabilitation therapy, and survivors' death benefits. Contractor shall require its Subcontractor(s), if any, to procure and maintain

Workers' Compensation Insurance and Employers' Liability Insurance for all employees of Subcontractor(s). Any class of employee or employees not covered by a Subcontractor's insurance shall be covered by Contractor's insurance. If any class of employee or employee engaged in Work under this Contract, on or at the Site of the Project, is not protected under the Workers' Compensation Insurance, Contractor shall provide, or shall cause a Subcontractor to provide, adequate insurance coverage for the protection of any employee(s) not otherwise protected before any of those employee(s) commence work.

13.1.5 Builder's Risk Insurance: Builder's Risk "All Risk" Insurance

Contractor shall procure and maintain, during the life of this Contract, Builder's Risk (Course of Construction), or similar first party property coverage acceptable to the District, issued on a replacement cost value basis. The cost shall be consistent with the total replacement cost of all insurable Work of the Project included within the Contract Documents. Coverage is to insure against all risks of accidental physical loss and shall include without limitation the perils of vandalism and/or malicious mischief (both without any limitation regarding vacancy or occupancy), sprinkler leakage, civil authority, theft, sonic disturbance, earthquake, flood, collapse, wind, rain, dust, fire, war, terrorism, lightning, smoke, and rioting. Coverage shall include debris removal, demolition, increased costs due to enforcement of all applicable ordinances and/or laws in the repair and replacement of damaged and undamaged portions of the property, and reasonable costs for the Architect's and engineering services and expenses required as a result of any insured loss upon the Work and Project, including completed Work and Work in progress, to the full insurable value thereof.

13.1.6 Proof of Insurance and Other Requirements: Endorsements and Certificates

13.1.6.1 Contractor shall not commence Work nor shall it allow any Subcontractor to commence Work under this Contract, until Contractor and its Subcontractor(s) have procured all required insurance and Contractor has delivered in duplicate to the District complete endorsements (or entire insurance policies) and certificates indicating the required coverages have been obtained, and the District has approved these documents.

13.1.6.2 Endorsements, certificates, and insurance policies shall include the following:

13.1.6.2.1 A clause stating the following, or other language acceptable to the District:

"This policy shall not be canceled until written notice to District, Architect, and Construction Manager stating date of the cancellation by the insurance carrier. Date of cancellation may not be less than thirty (30) days after date of mailing notice."

13.1.6.2.2 Language stating in particular those insured, extent of insurance, location and operation to which insurance applies, expiration date, to whom cancellation and reduction notice will be sent, and length of notice period.

13.1.6.2.3 All endorsements, certificates and insurance policies shall state that District, its trustees, employees and agents, the State of California, Construction Manager(s), Project Manager(s), Inspector(s) and Architect(s) are named additional insureds under all policies except Workers' Compensation Insurance and Employers' Liability Insurance.

13.1.6.2.4 All endorsements shall waive any right to subrogation against any of the named additional insureds.

13.1.6.2.5 Contractor's and Subcontractors' insurance policy(s) shall be primary and non-contributory to any insurance or self-insurance maintained by District, its trustees, employees and/or agents, the State of California, Construction Manager(s), Project Manager(s), Inspector(s), and/or Architect(s).

13.1.6.2.6 Contractor's insurance limit shall apply separately to each insured against whom a claim is made or suit is brought.

13.1.6.3 No policy shall be amended, canceled or modified, and the coverage amounts shall not be reduced, until Contractor or Contractor's broker has provided written notice to District, Architect(s), and Construction Manager(s) stating date of the amendment, modification, cancellation or reduction, and a description of the change. Date of amendment, modification, cancellation or reduction may not be less than thirty (30) days after date of mailing notice.

13.1.6.4 Insurance written on a "claims made" basis shall be retroactive to a date that coincides with or precedes Contractor's commencement of Work, including subsequent policies purchased as renewals or replacements. Said policy is to be renewed by the Contractor and all Subcontractors for a period of five (5) years following completion of the Work or termination of this Agreement. Such insurance must have the same coverage and limits as the policy that was in effect during the term of this Agreement, and will cover the Contractor and all Subcontractors for all claims made.

13.1.6.5 Unless otherwise stated in the Special Conditions, all of Contractor's insurance shall be with insurance companies with an A.M. Best rating of no less than **A: VII**.

13.1.6.6 The insurance requirements set forth herein shall in no way limit the Contractor's liability arising out of or relating to the performance of the Work or related activities.

13.1.6.7 Failure of Contractor and/or its Subcontractor(s) to comply with the insurance requirements herein shall be deemed a material breach of the Contract.

13.1.7 Insurance Policy Limits

13.1.7.1 Unless different limits are indicated in the Special Conditions, the limits of insurance shall not be less than the following amounts:

Commercial General Liability	Product Liability and Completed Operations, Fire Damage Liability – Split Limit	\$2,000,000 per occurrence; \$4,000,000 aggregate
Automobile Liability	Any Auto – Combined Single Limit	\$1,000,000
Workers’ Compensation		Statutory limits pursuant to State law
Builder’s Risk (Course of Construction)		Issued for the value and scope of Work indicated herein.

13.1.7.2 If Contractor normally carries insurance in an amount greater than the minimum amounts required by District, that greater amount shall become the minimum required amount of insurance for purposes of the Contract. Therefore, Contractor hereby acknowledges and agrees that all insurance carried by it shall be deemed liability coverage for all actions it performs in connection with the Contract.

13.2 Contract Security - Bonds

13.2.1 Contractor shall furnish two surety bonds issued by a California admitted surety insurer as follows:

13.2.1.1 Performance Bond: A bond in an amount at least equal to one hundred percent (100%) of Contract Price as security for faithful performance of this Contract.

13.2.1.2 Payment Bond: A bond in an amount at least equal to one hundred percent (100%) of the Contract Price as security for payment of persons performing labor and/or furnishing materials in connection with this Contract.

13.2.2 Cost of bonds shall be included in the Bid and Contract Price.

13.2.3 All bonds related to this Project shall be in the forms set forth in these Contract Documents and shall comply with all requirements of the Contract Documents, including, without limitation, the bond forms.

be deemed liability coverage for all actions it performs in connection with the Contract.

13.2 Contract Security - Bonds

13.2.1 Contractor shall furnish two surety bonds issued by a California admitted surety insurer as follows:

13.2.1.1 Performance Bond: A bond in an amount at least equal to one hundred percent (100%) of Contract Price as security for faithful performance of this Contract.

13.2.1.2 Payment Bond: A bond in an amount at least equal to one hundred percent (100%) of the Contract Price as security for payment of persons performing labor and/or furnishing materials in connection with this Contract.

13.2.2 Cost of bonds shall be included in the Bid and Contract Price.

13.2.3 All bonds related to this Project shall be in the forms set forth in these Contract Documents and shall comply with all requirements of the Contract Documents, including, without limitation, the bond forms.

14. WARRANTY/GUARANTEE/INDEMNITY

14.1 Warranty/Guarantee

14.1.1 The Contractor shall obtain and preserve for the benefit of the District, manufacturer's warranties on materials, fixtures, and equipment incorporated into the Work.

14.1.2 In addition to guarantees required elsewhere, Contractor shall, and hereby does guarantee and warrant all Work furnished on the job against all defects for a period of **ONE (1)** year after the later of the following dates, unless a longer period is provided for in the Contract Documents:

14.1.2.1 The acceptance by the District's governing board of the Work, subject to these General Conditions, or

14.1.2.2 The date that commissioning for the Project, if any, was completed.

At the District's sole option, Contractor shall repair or replace any and all of that Work, together with any other Work that may be displaced in so doing, that may prove defective in workmanship and/or materials within a **ONE (1)** year period from date of completion as defined above, unless a longer period is provided for in the Contract Documents, without expense whatsoever to District. In the event of failure of Contractor and/or Surety to commence and pursue with diligence said replacements or repairs within ten (10) days after being notified in writing, Contractor and Surety hereby acknowledge and agree that District is authorized to proceed to have defects repaired and made good at expense of Contractor and/or Surety who hereby agree to pay costs and charges therefore immediately on demand.

14.1.3 If, in the opinion of District, defective work creates a dangerous condition or requires immediate correction or attention to prevent further loss to District or to prevent interruption of District operations, District will attempt to give the notice required above. If Contractor or Surety cannot be contacted or neither complies with District's request for correction within a reasonable time as determined by District, District may, notwithstanding the above provision, proceed to make any and all corrections and/or provide attentions the District believes are necessary. The costs of correction or attention shall be charged against Contractor and Surety of the guarantees provided in this Article or elsewhere in this Contract.

14.1.4 The above provisions do not in any way limit the guarantees on any items for which a longer guarantee is specified or on any items for which a manufacturer gives a guarantee for a longer period. Contractor shall furnish to District all appropriate guarantee or warranty certificates as indicated in the Specifications or upon request by District.

14.1.5 Nothing herein shall limit any other rights or remedies available to District.

14.2 Indemnity and Defense

14.2.1 To the furthest extent permitted by California law, the Contractor shall indemnify, keep and hold harmless the District, the Architect(s), and the Construction Manager(s), their respective consultants, separate contractors, board members, officers, representatives, agents, and employees, in both individual and official capacities ("Indemnitees"), against all suits, claims, injury, damages, losses, and expenses ("Claims"), including but not limited to attorney's fees, caused by, arising out of, resulting from, or incidental to, in whole or in part, the performance of the Work under this Contract by the Contractor, its Subcontractors, vendors, or suppliers. However, the Contractor's indemnification and hold harmless obligation shall be reduced by the proportion of the Indemnitees' and/or Architect's liability to the extent the Claim(s) is/are caused by the sole negligence, active negligence, or willful misconduct of the Indemnitees, and/or defects in design furnished by the Architect, as found by a court or arbitrator of competent jurisdiction. This indemnification and hold harmless obligation of the Contractor shall not be construed to negate, abridge, or otherwise reduce any right or obligation of indemnity that would otherwise exist or arise as to any Indemnitee or other person described herein. This indemnification and hold harmless obligation includes, but is not limited to, any failure or alleged failure by Contractor to comply with any provision of law, any failure or alleged failure to timely and properly fulfill all of its obligations under the Contract Documents in strict accordance with their terms, and without limitation, any failure or alleged failure of Contractor's obligations regarding any stop payment notice actions or liens, including Civil Wage and Penalty Assessments and/or Orders by the DIR.

14.2.2 To the furthest extent permitted by California law, Contractor shall also defend Indemnitees, at its own expense, including but not limited to attorneys' fees and costs, against all Claims caused by, arising out of, resulting from, or incidental to, in whole or in part, the performance of the Work under this Contract by the Contractor, its Subcontractors, vendors, or suppliers. However, without impacting Contractor's obligation to provide an immediate and ongoing defense of Indemnitees, the Contractor's defense obligation shall be retroactively reduced by the proportion of the Indemnitees' and/or Architect's liability to the extent caused by the sole negligence, active negligence, or willful misconduct of the Indemnitees, and/or

defects in design furnished by the Architect, as found by a court or arbitrator of competent jurisdiction. The District shall have the right to accept or reject any legal representation that Contractor proposes to defend the Indemnitees. If any Indemnitee provides its own defense due to failure to timely respond to tender of defense, rejection of tender of defense, or conflict of interest of proposed counsel, Contractor shall reimburse such Indemnitee for any expenditures. Contractor's defense obligation shall not be construed to negate, abridge, or otherwise reduce any right or obligation of defense that would otherwise exist as to any Indemnitee or other person described herein. Contractor's defense obligation includes, but is not limited to, any failure or alleged failure by Contractor to comply with any provision of law, any failure or alleged failure to timely and properly fulfill all of its obligations under the Contract Documents in strict accordance with their terms, and without limitation, any failure or alleged failure of Contractor's obligations regarding any stop payment notice actions or liens, including Civil Wage and Penalty Assessments and/or Orders by the DIR. The Contractor shall give prompt notice to the District in the event of any Claim(s).

14.2.3 Without limitation of the provisions herein, if the Contractor's obligation to indemnify and hold harmless the Indemnitees or its obligation to defend Indemnitees as provided herein shall be determined to be void or unenforceable, in whole or in part, it is the intention of the parties that these circumstances shall not otherwise affect the validity or enforceability of the Contractor's agreement to indemnify, defend, and hold harmless the rest of the Indemnitees, as provided herein. Further, the Contractor shall be and remain fully liable on its agreements and obligations herein to the fullest extent permitted by law.

14.2.4 Pursuant to Public Contract Code section 9201, the District shall provide timely notification to Contractor of the receipt of any third-party Claim relating to this Contract. The District shall be entitled to recover its reasonable costs incurred in providing said notification.

14.2.5 In any and all Claims against any of the Indemnitees by any employee of the Contractor, any Subcontractor, anyone directly or indirectly employed by any of them or anyone for whose acts any of them may be liable, the Contractor's indemnification obligation herein shall not be limited in any way by any limitation on the amount or type of damages, compensation, or benefits payable by or for the Contractor or any Subcontractor under workers' compensation acts, disability benefit acts, or other employee benefit acts.

14.2.6 The District may retain so much of the moneys due the Contractor as shall be considered necessary, until disposition of any such Claims or until the District, Architect(s) and Construction Manager(s) have received written agreement from the Contractor that they will unconditionally defend the District, Architect(s) and Construction Manager(s), their respective officers, agents and employees, and pay any damages due by reason of settlement or judgment.

14.2.7 The Contractor's defense and indemnification obligations hereunder shall survive the completion of Work, the warranty/guarantee period, and the termination of the Contract.

15. TIME

15.1 Notice to Proceed

15.1.1 District may issue a Notice to Proceed within ninety (90) days from the date of the Notice of Award. Once Contractor has received the Notice to Proceed, Contractor shall complete the Work within the period of time indicated in the Contract Documents.

15.1.2 In the event that the District desires to postpone issuing the Notice to Proceed beyond ninety (90) days from the date of the Notice of Award, it is expressly understood that with reasonable notice to the Contractor, the District may postpone issuing the Notice to Proceed. It is further expressly understood by Contractor that Contractor shall not be entitled to any claim of additional compensation as a result of the postponement of the issuance of the Notice to Proceed.

15.1.3 If the Contractor believes that a postponement of issuance of the Notice to Proceed will cause a hardship to Contractor, Contractor may terminate the Contract. Contractor's termination due to a postponement shall be by written notice to District within ten (10) days after receipt by Contractor of District's notice of postponement. It is further understood by Contractor that in the event that Contractor terminates the Contract as a result of postponement by the District, the District shall only be obligated to pay Contractor for the Work that Contractor had performed at the time of notification of postponement. Should Contractor terminate the Contract as a result of a notice of postponement, District shall have the authority to award the Contract to the next lowest responsive responsible bidder.

15.2 Computation of Time / Adverse Weather

15.2.1 The Contractor will only be allowed a time extension for Adverse Weather conditions if requested by Contractor in compliance with the time extension request procedures and only if all of the following conditions are met:

15.2.1.1 The weather conditions constitute Adverse Weather, as defined herein;

15.2.1.2 Contractor can verify that the Adverse Weather caused delays in excess of five (5) hours of the indicated labor required to complete the scheduled tasks of Work on the day affected by the Adverse Weather;

15.2.1.3 The Contractor's crew is dismissed as a result of the Adverse Weather;

15.2.1.4 Said delay adversely affects the critical path in the Construction Schedule; and

15.2.1.5 Exceeds twelve (12) days of delay per year.

15.2.2 If the aforementioned conditions are met, a non-compensable day-for-day extension will only be allowed for those days in excess of those indicated herein.

15.2.3 The Contractor shall work seven (7) days per week, if necessary, irrespective of inclement weather, to maintain access and the Construction Schedule, and to protect the Work under construction from the effects of Adverse Weather, all at no further cost to the District.

15.2.4 The Contract Time has been determined with consideration given to the average climate weather conditions prevailing in the County in which the Project is located.

15.3 Hours of Work

15.3.1 Sufficient Forces

Contractor and Subcontractors shall continuously furnish sufficient and competent work forces with the required levels of familiarity with the Project and skill, training and experience to ensure the prosecution of the Work in accordance with the Construction Schedule.

15.3.2 Performance During Working Hours

Work shall be performed during regular working hours as permitted by the appropriate governmental agency except that in the event of an emergency, or when required to complete the Work in accordance with job progress, Work may be performed outside of regular working hours with the advance written consent of the District and approval of any required governmental agencies.

15.3.3 No Work during State Testing

Contractor shall, at no additional cost to the District and at the District's request, coordinate its Work to not disturb District students including, without limitation, not performing any Work when students at the Site are taking State or Federally-required tests. The District or District's Representative will provide Contractor with a schedule of test dates concurrent with the District's issuance of the Notice to Proceed, or as soon as test dates are made available to the District.

15.4 Progress and Completion

15.4.1 Time of the Essence

Time limits stated in the Contract Documents are of the essence to the Contract. By executing the Agreement, the Contractor confirms that the Contract Time is a reasonable period for performing the Work.

15.4.2 No Commencement Without Insurance or Bonds

The Contractor shall not commence operations on the Project or elsewhere prior to the effective date of insurance and bonds. The date of commencement of the Work shall not be changed by the effective date of such insurance or bonds. If Contractor commences Work without insurance and bonds, all Work is performed at Contractor's peril and shall not be compensable until and unless Contractor secures bonds and insurance pursuant to the terms of the Contract Documents and subject to District claim for damages.

15.5 Schedule

Contractor shall provide to District, Construction Manager, and Architect a schedule in conformance with the Contract Documents and as required in the Notice to Proceed and the Contractor's Submittals and Schedules section of these General Conditions.

15.6 Expeditious Completion

The Contractor shall proceed expeditiously with adequate forces and shall achieve Completion within the Contract Time.

16. EXTENSIONS OF TIME – LIQUIDATED DAMAGES

16.1 Liquidated Damages

Contractor and District hereby agree that the exact amount of damages for failure to complete the Work within the time specified is extremely difficult or impossible to determine. If the Work is not completed within the time specified in the Contract Documents, it is understood that the District will suffer damage. It being impractical and unfeasible to determine the amount of actual damage, it is agreed the Contractor shall pay to District as fixed and liquidated damages, and not as a penalty, the amount set forth in the Agreement for each calendar day of delay in completion. Contractor and its Surety shall be liable for the amount thereof pursuant to Government Code section 53069.85.

16.2 Excusable Delay

16.2.1 Contractor shall not be charged for liquidated damages because of any delays in completion of the Work which are not the fault of Contractor or its Subcontractors, including acts of God as defined in Public Contract Code section 7105, acts of enemy, epidemics, and quarantine restrictions. Contractor shall, within five (5) calendar days of beginning of any delay, including a Force Majeure event, notify District in writing of causes of delay including documentation and facts explaining the delay and the direct correlation between the cause and effect. District shall review the facts and extent of any delay and shall grant extension(s) of time for completing Work when, in its judgment, the findings of fact justify an extension. Extension(s) of time shall apply only to that portion of Work affected by delay and shall not apply to other portions of Work not so affected. An extension of time may only be granted if Contractor has timely submitted the Construction Schedule as required herein.

16.2.2 Contractor shall notify the District pursuant to the claims provisions in these General Conditions of any anticipated delay and its cause. Following submission of a claim, the District may determine whether the delay is to be considered avoidable or unavoidable, how long it continues, and to what extent the prosecution and completion of the Work might be delayed thereby.

16.2.3 In the event the Contractor requests an extension of Contract Time for unavoidable delay, such request shall be submitted in accordance with the provisions in the Contract Documents governing changes in Work. When requesting time, requests must be submitted with full justification and documentation. If the Contractor fails to submit justification, it waives its right to a time extension at a later date. Such justification must be based on the official Construction Schedule as updated at the time of occurrence of the delay or execution of Work related to any changes to the Scope of Work. Any claim for delay must include the following information as support, without limitation:

16.2.3.1 The duration of the activity relating to the changes in the Work and the resources (manpower, equipment, material, etc.) required to perform the activities within the stated duration.

16.2.3.2 Specific logical ties to the Contract Schedule for the proposed changes and/or delay showing the activity/activities in the Construction Schedule that are affected by the change and/or delay. In particular, Contractor must show an actual impact to the schedule, after making a good faith effort to mitigate the delay by rescheduling the work, by providing an analysis of the schedule ("Time Impact Analysis"). Such Time Impact Analysis shall describe in detail the cause and effect of the delay and the impact on the critical dates in the Project schedule. (A portion of any delay of seven (7) days or more must be provided.)

16.2.3.3 A recovery schedule must be submitted within twenty (20) calendar days of written notification to the District of causes of delay.

16.3 No Additional Compensation for Delays Within Contractor's Control

16.3.1 Contractor is aware that governmental agencies, including, without limitation, the Division of the State Architect, the Department of General Services, gas companies, electrical utility companies, water districts, and other agencies may have to approve Contractor-prepared drawings or approve a proposed installation. Accordingly, Contractor shall include in its bid, time for possible review of its drawings and for reasonable delays and damages that may be caused by such agencies. Thus, Contractor is not entitled to make a claim for damages or delays arising from the review of Contractor's drawings.

16.3.2 Contractor shall only be entitled to compensation for delay when all of the following conditions are met:

16.3.2.1 The District is responsible for the delay;

16.3.2.2 The delay is unreasonable under the circumstances involved;

16.3.2.3 The delay was not within the contemplation of the District and Contractor;

16.3.2.4 The delay could not have been avoided or mitigated by Contractor's reasonable diligence; and

16.3.2.5 Contractor timely complies with the claims procedure of the Contract Documents.

16.3.3 Where a change in the Work extends the Contract Time, Contractor may request and recover additional, actual direct costs, provided that Contractor can demonstrate such additional costs are:

16.3.3.1 Actually incurred performing the Work;

16.3.3.2 Not compensated by the Markup allowed; and

16.3.3.3 Directly result from the extended Contract Time.

Contractor shall comply with all required procedures, documentation and time requirements in the Contract Documents. Contractor may not seek or recover such costs using formulas (e.g. Eichleay, labor factors).

16.4 Force Majeure

"Force Majeure" means any event or circumstance unknown at the time of contracting that is beyond the parties' control and makes performance of the contract impractical or impossible. The Party seeking to have its performance obligation(s) excused must demonstrate that there was such an insuperable interference occurring without the party's intervention as could not have been prevented by the exercise of prudence, diligence, and care, by providing prompt notice to the other Party, including full particulars of such event, of its inability to perform its obligations due to such event, following commencement of the claiming Party's inability to so perform its obligations. To the extent satisfying these conditions, Force Majeure events include the following: acts of God, war, civil unrest, epidemic, fire, smoke, volcanic eruption, earthquake, strike, unusually severe weather, flood, or shortage of transportation facilities, lock out, or commandeering of materials, product, plant, or facilities by the government. Force Majeure shall not be based on a Party's financial inability to perform under this Agreement unless there exists extreme and unreasonable difficulty, expense, injury, or loss involved. A Force Majeure event does not include an act of negligence or intentional wrongdoing by a Party. Any Party claiming a Force Majeure event shall use reasonable diligence to remove the condition that prevents performance and shall not be entitled to suspend performance of its obligations in any greater scope or for any longer duration than is required by the Force Majeure event. Each Party shall use its best efforts to mitigate the effects of such Force Majeure event, remedy its inability to perform, and resume full performance of its obligations hereunder. No obligation that arose before the Force Majeure event that could and should have been fully performed before such Force Majeure event is excused as a result of such Force Majeure event.

16.5 Float or Slack in the Schedule

Float or slack is the amount of time between the early start date and the late start date, or the early finish date and the late finish date, of any of the activities in the schedule. Float or slack is not for the exclusive use of or benefit of either the District or the Contractor, but its use shall be determined solely by the District.

17. CHANGES IN THE WORK

17.1 No Changes Without Authorization

17.1.1 There shall be no change whatsoever in the Drawings, Specifications, or in the Work without an executed Change Order or a written Construction Change Directive authorized by the District as herein provided. District shall not be liable for the cost of any extra work or any substitutions, changes, additions, omissions, or deviations from the Drawings and Specifications unless the District's governing board has authorized the same and the cost thereof has been approved in writing by Change Order or Construction Change Directive in advance of the changed Work being performed. No extension of time for performance of the Work shall be allowed hereunder unless claim for such extension is made at the time changes in the Work are ordered, and such time duly adjusted and approved in writing in the Change Order or Construction Change Directive. Contractor shall be responsible for any costs incurred by the District for professional services and DSA fees and/or delay to

the Project Schedule, if any, for DSA to review any request for changes to the DSA approved plans and specifications for the convenience of the Contractor and/or to accommodate the Contractor's means and methods. The provisions of the Contract Documents shall apply to all such changes, additions, and omissions with the same effect as if originally embodied in the Drawings and Specifications.

17.1.2 Contractor shall perform immediately all work that has been authorized by a fully executed Change Order or Construction Change Directive. Contractor shall be fully responsible for any and all delays and/or expenses caused by Contractor's failure to expeditiously perform this Work.

17.1.3 Should any Change Order result in an increase in the Contract Price or extend the Contract Time, the cost of or length of extension in that Change Order shall be agreed to, in writing, by the District in advance of the Work by Contractor, and shall be subject to the monetary limitations set forth in Public Contract Code section 20118.4. In the event that Contractor proceeds with any change in Work without a Change Order executed by the District or Construction Change Directive, Contractor waives any claim of additional compensation or time for that additional work. Under no circumstances shall Contractor be entitled to any claim of additional compensation or time not expressly requested by Contractor in a Proposed Change Order or approved by District in an executed Change Order.

17.1.4 A Change Order or Construction Change Directive will become effective when approved by the Board, notwithstanding that Contractor has not signed it. A Change Order or Construction Change Directive will become effective without Contractor's signature provided District indicates it as a "Unilateral Change Order". Any dispute as to the adjustment in the Contract Price or Contract Time, if any, of the Unilateral Change Order shall be resolved pursuant to the Payment and Claims and Disputes provisions herein.

17.1.5 Contractor understands, acknowledges, and agrees that the reason for District authorization is so that District may have an opportunity to analyze the Work and decide whether the District shall proceed with the Change Order or alter the Project so that a change in Work becomes unnecessary.

17.2 Architect Authority

The Architect will have authority to order minor changes in the Work not involving any adjustment in the Contract Price, or an extension of the Contract Time, or a change that is inconsistent with the intent of the Contract Documents. These changes shall be effected by written Change Order, Construction Change Directive, by Architect's response(s) to RFI(s), or by Architect's Supplemental Instructions ("ASI").

17.3 Change Orders

17.3.1 A Change Order is a written instrument prepared and issued by the District and/or the Architect and signed by the District (as authorized by the District's Governing Board), the Contractor, the Architect, and approved by the Project Inspector (if necessary) and DSA (if necessary), stating their agreement regarding all of the following:

17.3.1.1 A description of a change in the Work;

17.3.1.2 The amount of the adjustment in the Contract Price, if any; and

17.3.1.3 The extent of the adjustment in the Contract Time, if any.

17.4 **Construction Change Directives**

17.4.1 A Construction Change Directive is a written order prepared and issued by the District, the Construction Manager, and/or the Architect and signed by the District and the Architect, directing a change in the Work. The District may, as provided by law, by Construction Change Directive and without invalidating the Contract, order changes in the Work consisting of additions, deletions, or other revisions. The adjustment to the Contract Price or Time, if any, is subject to the provisions of this section regarding Changes in the Work. If all or a portion of the Project is being funded by funds requiring approval by the State Allocation Board ("SAB"), these revisions may be subject to compensation once approval of same is received and funded by the SAB, and funds are released by the Office of Public School Construction ("OPSC"). Any dispute as to the adjustment in the Contract Price, if any, of the Construction Change Directive or timing of payment shall be resolved pursuant to the Payment and Claims and Disputes provisions herein.

17.4.2 The District may issue a Construction Change Directive in the absence of agreement on the terms of a Change Order.

17.5 **Force Account Directives**

17.5.1 When work, for which a definite price has not been agreed upon in advance, is to be paid for on a force account basis, all direct costs necessarily incurred and paid by the Contractor for labor, material, and equipment used in the performance of that Work, shall be subject to the approval of the District and compensation will be determined as set forth herein.

17.5.2 The District will issue a Force Account Directive to proceed with the Work on a force account basis, and a not-to-exceed budget will be established by the District.

17.5.3 All requirements regarding direct cost for labor, labor burden, material, equipment, and markups on direct costs for overhead and profit described in this section shall apply to Force Account Directives. However, the District will only pay for actual costs verified in the field by the District or its authorized representative(s) on a daily basis.

17.5.4 The Contractor shall be responsible for all cost related to the administration of Force Account Directive. The markup for overhead and profit for Contractor modifications shall be full compensation to the Contractor to administer Force Account Directive, and Contractor shall not be entitled to separately recover additional amounts for overhead and/or profit.

17.5.5 The Contractor shall notify the District or its authorized representative(s) at least twenty-four (24) hours prior to proceeding with any of the force account work. Furthermore, the Contractor shall notify the District when it has consumed eighty percent (80%) of the budget, and shall not exceed the budget unless specifically authorized in writing by the District. The Contractor will not be compensated for force account work in the event that the Contractor fails to timely

notify the District regarding the commencement of force account work, or exceeding the force account budget.

17.5.6 The Contractor shall diligently proceed with the work, and on a daily basis, submit a daily force account report using Document 00 63 47, "Daily Force Account Report," no later than 5:00 p.m. each day. The report shall contain a detailed itemization of the daily labor, material, and equipment used on the force account work only. The names of the individuals performing the force account work shall be included on the daily force account reports. The type and model of equipment shall be identified and listed. The District will review the information contained in the reports, and sign the reports no later than the next work day, and return a copy of the report to the Contractor for their records. The District will not sign, nor will the Contractor receive compensation for work the District cannot verify. The Contractor will provide a weekly force account summary indicating the status of each Force Account Directive in terms of percent complete of the not-to-exceed budget and the estimated percent complete of the work.

17.5.7 In the event the Contractor and the District reach a written agreement on a set cost for the work while the work is proceeding based on a Force Account Directive, the Contractor's signed daily force account reports shall be discontinued and all previously signed reports shall be invalid.

17.6 Price Request

17.6.1 Definition of Price Request

A Price Request is a written request prepared by the Architect requesting the Contractor to submit to the District and the Architect an estimate of the effect of a proposed change in the Work on the Contract Price and the Contract Time.

17.6.2 Scope of Price Request

A Price Request shall contain adequate information, including any necessary Drawings and Specifications, to enable Contractor to provide the cost breakdowns required herein. The Contractor shall not be entitled to any additional compensation for preparing a response to a Price Request, whether ultimately accepted or not.

17.7 Proposed Change Order

17.7.1 Definition of Proposed Change Order

A Proposed Change Order ("PCO") is a written request prepared by the Contractor requesting that the District and the Architect issue a Change Order based upon a proposed change to the Work.

17.7.2 Changes in Contract Price

A PCO shall include breakdowns and backup documentation pursuant to the revisions herein and sufficient, in the District's judgment, to validate any change in Contract Price. In no case shall Contractor or any of its Subcontractors be permitted to reserve rights for additional compensation for Change Order Work.

17.7.3 Changes in Time

A PCO shall also include any changes in time required to complete the Project. Any additional time requested shall not be the number of days to make the proposed change, but must be based upon the impact to the Construction Schedule as defined in the Contract Documents. The Contractor shall justify the proposed change in time by submittal of a schedule analysis that accurately shows the impact of the change on the critical path of the Construction Schedule ("Time Impact Analysis"). If Contractor fails to request a time extension in a PCO, including the Time Impact Analysis, then the Contractor is thereafter precluded from requesting, and waives any right to request, additional time and/or claim a delay. In no case shall Contractor or any of its Subcontractors be permitted to reserve rights for additional time for Change Order Work. A PCO that leaves the amount of time requested blank, or states that such time requested is "to be determined", is not permitted and shall also constitute a waiver of any right to request additional time and/or claim a delay.

17.7.4 Allowances

If there is an Allowance, then Contractor shall not bill for or be due any portion of an Allowance unless the District has identified specific work, Contractor has submitted a price for that work or the District has proposed a price for that work, the District has accepted the cost for that work, and the District has executed an Allowance Expenditure Directive incorporating that work. Allowance Expenditure Directives shall be based on Contractor's costs, without overhead and profit, for products, delivery, installation, labor, insurance, payroll, taxes, bonding and equipment rental will be included in Allowance Expenditure Directive authorizing expenditure of funds from the Allowance. No overhead and profit shall be added to the Allowance Expenditure Directive.

Any unused portion of the Allowance will revert to the District documented by a deductive Change Order. Contractor authorizes the District to execute a unilateral deductive Change Order at or near the end of the Project for all or any portion of the Allowance not allocated.

17.7.5 Unknown and/or Unforeseen Conditions

Separate from what is provided in the Allowance, if Contractor requests an increase in Contract Price and/or Contract Time that is based at least partially on Contractor's assertion that Contractor has encountered unknown and/or unforeseen condition(s) on the Project, then Contractor shall base the PCO on provable information that, beyond a reasonable doubt and to the District's satisfaction, demonstrates that the unknown and/or unforeseen condition(s) were actually unknown and/or unforeseen and that the condition(s) were reasonably unknown and/or unforeseen. If not, the District shall deny the PCO as unsubstantiated, and the Contractor shall complete the Project without any increase in Contract Price and/or Contract Time based on that PCO.

17.7.6 Time to Submit Proposed Change Order

Contractor shall submit its PCO, using Document 00 63 57 (Proposed Change Order Form), within five (5) working days of the date Contractor discovers, or reasonably should have discovered, the circumstances giving rise to the PCO, unless additional time to submit a PCO is granted in writing by the District. Time is of the essence in Contractor's submission of PCOs so that the District can promptly investigate the

basis for the PCO. Accordingly, if Contractor fails to submit its PCO within this timeframe, Contractor waives, releases, and discharges any right to assert or claim any entitlement to an adjustment of the Contract Price and/or Time based on circumstances giving rise to the PCO.

17.7.7 Proposed Change Order Certification

In submitting a PCO, Contractor certifies and affirms that the cost and/or time request is submitted in good faith, that the cost and/or time request is accurate and in accordance with the provisions of the Contract Documents, and the Contractor submits the cost and/or request for extension of time recognizing the significant civil penalties and treble damages which follow from making a false claim or presenting a false claim under Government Code section 12650 et seq.

It is expressly understood that the value of the extra Work or changes expressly includes any and all of the Contractor's costs and expenses, direct and indirect, resulting from additional time required on the Project or resulting from delay to the Project including, without limitation, cumulative impacts. Contractor is not entitled to separately recover amounts for overhead or other indirect costs. Any costs, expenses, damages, or time extensions not included are deemed waived.

[THE REMAINDER OF THIS PAGE LEFT BLANK INTENTIONALLY]

17.8 Format for Proposed Change Order

17.8.1 The following format shall be used as applicable by the District and the Contractor (e.g. Change Orders, PCO's) to communicate proposed additions and deductions to the Contract, supported by attached documentation. Any spaces left blank will be deemed no change to cost or time.

	<u>WORK PERFORMED OTHER THAN BY CONTRACTOR</u>	<u>ADD</u>	<u>DEDUCT</u>
(a)	<u>Material</u> (attach suppliers' invoice or itemized quantity and unit cost plus sales tax)		
(b)	<u>Add Labor</u> (attach itemized hours and rates, fully Burdened, and specify the hourly rate for each additional labor burden, for example, payroll taxes, fringe benefits, etc.)		
(c)	<u>Add Equipment</u> (attach suppliers' invoice)		
(d)	<u>Subtotal</u>		
(e)	<u>Add Overhead and Profit for any and all tiers of Subcontractor</u> , the total not to exceed ten percent (10%) of Item (d)		
(f)	<u>Subtotal</u>		
(g)	<u>Add General Conditions Cost</u> (if Time is Compensable) (attach supporting documentation)		
(h)	<u>Subtotal</u>		
(i)	<u>Add Overhead and Profit for Contractor</u> , not to exceed five percent (5%) of Item (h)		
(j)	<u>Subtotal</u>		
(k)	<u>Add Bond and Insurance</u> , not to exceed two percent (2%) of Item (j)		
(l)	<u>TOTAL</u>		
(m)	<u>Time</u> (zero unless indicated; "TBD" not permitted)	_____ Calendar Days	

	<u>WORK PERFORMED BY CONTRACTOR</u>	<u>ADD</u>	<u>DEDUCT</u>
(a)	<u>Material</u> (attach itemized quantity and unit cost plus sales tax)		
(b)	<u>Add Labor</u> (attach itemized hours and rates, fully Burdened, and specify the hourly rate for each additional labor burden, for example, payroll taxes, fringe benefits, etc.)		
(c)	<u>Add Equipment</u> (attach suppliers' invoice)		
(d)	<u>Add General Conditions Cost</u> (if Time is Compensable) (attach supporting documentation)		
(e)	<u>Subtotal</u>		
(f)	<u>Add Overhead and Profit for Contractor</u> , not to exceed fifteen percent (15%) of Item (e)		
(g)	<u>Subtotal</u>		
(h)	<u>Add Bond and Insurance</u> , not to exceed two percent (2%) of Item (g)		
(i)	<u>TOTAL</u>		
(j)	<u>Time</u> (zero unless indicated; "TBD" not permitted)	_____ Calendar Days	

17.8.2 Mandatory Use of Forms. Contractor shall only submit PCOs by completing Document 00 63 57 (Proposed Change Order Form). Contractor acknowledges and agrees that use of this specific and consistent format is essential to District's evaluation of PCOs. Accordingly, Contractor waives, releases, and discharges any right to assert or claim any entitlement to an adjustment of the Contract Price and/or Time for any purported PCO that does not comply with Document 00 63 57 (Proposed Change Order Form).

17.8.3 Labor. Contractor shall be compensated for the costs of labor actually and directly utilized in the performance of the Work. Such labor costs shall be the actual cost, use of any formulas (e.g. labor factors) is not allowed, not to exceed prevailing wage rates in the locality of the Site and shall be in the labor classification(s) necessary for the performance of the Work, fully Burdened. Labor costs shall exclude costs incurred by the Contractor in preparing estimate(s) of the costs of the change in the Work, in the maintenance of records relating to the costs of the change in the Work, coordination and assembly of materials and information relating to the change in the Work or performance thereof, or the supervision and other overhead and general conditions costs associated with the change in the Work or performance thereof, including but not limited to the cost for the job superintendent. If applicable, District will pay Contractor the reasonable costs for room and board, supported with appropriate backup documentation, without markup for profit or overhead as provided by U.S. General Services Administration per diem rates for California lodging, meals and incidentals, <https://www.gsa.gov/travel/plan-book/per-diem-rates/per-diem-rates-lookup>.

17.8.4 Materials. Contractor shall be compensated for the costs of materials necessarily and actually used or consumed in connection with the performance of the change in the Work. Costs of materials may include reasonable costs of transportation from a source closest to the Site of the Work and delivery to the Site. If discounts by material suppliers are available for materials necessarily used in the performance of the change in the Work, they shall be credited to the District. If materials necessarily used in the performance of the change in the Work are obtained from a supplier or source owned in whole or in part by the Contractor, compensation therefor shall not exceed the current wholesale price for such materials. If, in the reasonable opinion of the District, the costs asserted by the Contractor for materials in connection with any change in the Work are excessive, or if the Contractor fails to provide satisfactory evidence of the actual costs of such materials from its supplier or vendor of the same, the costs of such materials and the District's obligation to pay for the same shall be limited to the then lowest wholesale price at which similar materials are available in the quantities required to perform the change in the Work. The District may elect to furnish materials for the change in the Work, in which event the Contractor shall not be compensated for the costs of furnishing such materials or any mark-up thereon.

17.8.5 Equipment. As a precondition to the District's duty to pay for Equipment rental or loading and transportation, Contractor shall provide satisfactory evidence of the actual costs of Equipment from the supplier, vendor or rental agency of same. Contractor shall be compensated for the actual cost of the necessary and direct use of Equipment in the performance of the change in the Work. Use of such Equipment in the performance of the change in the Work shall be compensated in increments of fifteen (15) minutes. Rental time for Equipment moved by its own power shall include time required to move such Equipment to the site of the Work from the nearest available rental source of the same. If Equipment is not moved to the Site

by its own power, Contractor will be compensated for the loading and transportation costs in lieu of rental time. The foregoing notwithstanding, neither moving time or loading and transportation time shall be allowed if the Equipment is used for performance of any portion of the Work other than the change in the Work. Unless prior approval in writing is obtained by the Contractor from the Architect, the Project Inspector and the District, no costs or compensation shall be allowed for time while Construction Equipment is inoperative, idle or on standby, for any reason. Contractor shall not be entitled to an allowance or any other compensation for Equipment or tools used in the performance of change in the Work where such Equipment or tools have a replacement value of \$500.00 or less. Equipment costs claimed by the Contractor in connection with the performance of any Work shall not exceed rental rates established by distributors or construction equipment rental agencies in the locality of the Site; any costs asserted which exceed such rental rates shall not be allowed or paid. Unless otherwise specifically approved in writing by the Architect, the Project Inspector and the District, the allowable rate for the use of Equipment in connection with the Work shall constitute full compensation to the Contractor for the cost of rental, fuel, power, oil, lubrication, supplies, necessary attachments, repairs or maintenance of any kind, depreciation, storage, insurance, labor (exclusive of labor costs of the Equipment operator), and any and all other costs incurred by the Contractor incidental to the use of such Equipment.

17.8.6 General Conditions Cost. The phrase "General Conditions Cost" shall mean, other than expressly limited or excluded herein, the costs of Contractor during the construction phase, including but not limited to: payroll costs for project manager for Work conducted at the Site, payroll costs for the superintendent and full-time general foremen, workers not included as direct labor costs engaged in support functions (e.g., loading/unloading, clean-up), costs of offices and temporary facilities including office materials, office supplies, office equipment, minor expenses, utilities, fuel, sanitary facilities and telephone services at the Site, costs of consultants not in the direct employ of Contractor or Subcontractors, and fees for permits and licenses.

17.8.7 Overhead and Profit. The phrase "Overhead and Profit" shall include field and office supervisors and assistants, watchperson, use of small tools, consumable, insurance other than construction bonds and insurance required herein, general conditions costs and home office expenses.

17.9 Change Order Certification

17.9.1 All Change Orders and PCOs include the following certification by the Contractor, either in the form specifically or incorporated by this reference:

17.9.1.1 The undersigned Contractor approves the foregoing as to the changes, if any, to the Contract Price specified for each item, and as to the extension of time allowed, if any, for completion of the entire Work as stated herein, and agrees to furnish all labor, materials, and service, and perform all work necessary to complete any additional work specified for the consideration stated herein. Submission of sums which have no basis in fact or which Contractor knows are false are at the sole risk of Contractor and may be a violation of the False Claims Act set forth under Government Code section 12650 et seq. It is understood that the changes herein to the Contract shall only be effective when approved by the governing board of the District.

17.9.1.2 It is expressly understood that the value of the extra Work or changes expressly includes any and all of the Contractor's costs and expenses, direct and indirect, resulting from additional time required on the Project or resulting from delay to the Project including, without limitation, cumulative impacts. Contractor is not entitled to separately recover amounts for overhead or other indirect costs. Any costs, expenses, damages, or time extensions not included are deemed waived.

17.9.2 Accord and Satisfaction: Contractor's execution of any Change Order shall constitute a full accord and satisfaction, and release, of all Contractor (and if applicable, Subcontractor) claims for additional time, money or other relief arising from or relating to the subject matter of the change including, without limitation, impacts of all types, cumulative impacts, inefficiency, overtime, delay and any other type of claim.

17.9.3 Mandatory Use of Forms. Contractor shall only submit Change Orders by completing Document 00 63 63 (Change Order Form). Contractor acknowledges and agrees that use of this specific and consistent format is essential to District's processing of Change Orders. Accordingly, Contractor waives, releases, and discharges any right to assert or claim any entitlement to an adjustment of the Contract Price and/or Time for any change that does not comply with Document 00 63 63 (Change Order Form).

17.10 Determination of Change Order Cost

17.10.1 The amount of the increase or decrease in the Contract Price from a Change Order, if any, shall be determined in one or more of the following ways as applicable to a specific situation and at the District's discretion:

17.10.1.1 District acceptance of a PCO;

17.10.1.2 By unit prices contained in Contractor's original bid;

17.10.1.3 By agreement between District and Contractor.

17.11 Deductive Change Orders

All deductive Change Order(s) must be prepared pursuant to the provisions herein. Where a portion of the Work is deleted from the Contract, the reasonable value of the deducted work less the value of work performed shall be considered the appropriate deduction. The value submitted on the Schedule of Values shall be used to calculate the credit amount unless the bid documentation is being held in escrow as part of the Contract Documents. Unit Prices, if any, may be used in District's discretion in calculating reasonable value. If Contractor offers a proposed amount for a deductive Change Order(s), Contractor shall include a minimum of five percent (5%) total profit and overhead to be deducted with the amount of the work of the Change Order(s). If Subcontractor work is involved, Subcontractors shall also include a minimum of five percent (5%) profit and overhead to be deducted with the amount of its deducted work. Any deviation from this provision shall not be allowed.

17.12 Addition or Deletion of Alternate Bid Item(s)

If the Bid Form and Proposal includes proposal(s) for Alternate Bid Item(s), during Contractor's performance of the Work, the District may elect to add or delete any such Alternate Bid Item(s) if not included in the Contract at the time of award. If the District elects to add or delete Alternate Bid Item(s) after Contract award, the cost or credit for such Alternate Bid Item(s) shall be as set forth in the Bid Form and Proposal unless the parties agree to a different price and the Contract Time shall be adjusted by the number of days allocated in the Contract Documents. If days are not allocated in the Contract Documents, the Contract Time shall be equitably adjusted.

17.13 Discounts, Rebates, and Refunds

For purposes of determining the cost, if any, of any change, addition, or omission to the Work hereunder, all trade discounts, rebates, refunds, and all returns from the sale of surplus materials and equipment shall accrue and be credited to the Contractor, and the Contractor shall make provisions so that such discounts, rebates, refunds, and returns may be secured, and the amount thereof shall be allowed as a reduction of the Contractor's cost in determining the actual cost of construction for purposes of any change, addition, or omission in the Work as provided herein.

17.14 Accounting Records

With respect to portions of the Work performed by Change Orders and Construction Change Directives, the Contractor shall keep and maintain cost-accounting records satisfactory to the District, including, without limitation, Job Cost Reports as provided in these General Conditions, which shall be available to the District on the same terms as any other books and records the Contractor is required to maintain under the Contract Documents. Such records shall include without limitation hourly records for Labor and Equipment and itemized records of materials and Equipment used that day in connection with the performance of any Work. All records maintained hereunder shall be subject to inspection, review and/or reproduction by the District, the Architect or the Project Inspector upon request. In the event that the Contractor fails or refuses, for any reason, to maintain or make available for inspection, review and/or reproduction such records, the District's reasonable good faith determination of the extent of adjustment to the Contract Price shall be final, conclusive, dispositive and binding upon Contractor.

17.15 Notice Required

If the Contractor desires to make a claim for an increase in the Contract Price, or any extension in the Contract Time for completion, it shall notify the District pursuant to the provisions herein, including the Article on Claims and Disputes. No claim shall be considered unless made in accordance with this subparagraph. Contractor shall proceed to execute the Work even though the adjustment may not have been agreed upon. Any change in the Contract Price or extension of the Contract Time resulting from such claim shall be authorized by a Change Order.

17.16 Applicability to Subcontractors

Any requirements under this Article shall be equally applicable to Change Orders or Construction Change Directives issued to Subcontractors by the Contractor to the extent as required by the Contract Documents.

17.17 Alteration to Change Order Language

Contractor shall not alter Change Orders or reserve time in Change Orders. Change Orders altered in violation of this provision, if in conflict with the terms set forth herein, shall be construed in accordance with the terms set forth herein. Contractor shall execute finalized Change Orders and proceed under the provisions herein with proper notice.

17.18 Failure of Contractor to Execute Change Order

Contractor shall be in default of the Contract if Contractor fails to execute a Change Order when the Contractor agrees with the addition and/or deletion of the Work in that Change Order.

18. REQUEST FOR INFORMATION

18.1 Any Request for Information shall reference all applicable Contract Document(s), including Specification section(s), detail(s), page number(s), drawing number(s), and sheet number(s), etc. The Contractor shall make suggestions and interpretations of the issue raised by each Request for Information. A Request for Information cannot modify the Contract Price, Contract Time, or the Contract Documents. Upon request by the District, Contractor shall provide an electronic copy of the Request for Information in addition to the hard copy.

18.2 The Contractor shall be responsible for any costs incurred for professional services that District may deduct from any amounts owing to the Contractor, if a Request for Information requests an interpretation or decision of a matter where the information sought is equally available to the party making the request. District, at its sole discretion, shall deduct from and/or invoice Contractor for all the professional services arising herein.

19. PAYMENTS

19.1 Contract Price

The Contract Price is stated in the Agreement and, including authorized adjustments, is the total amount payable by the District to the Contractor for performance of the Work under the Contract Documents.

19.2 Applications for Progress Payments

19.2.1 Procedure for Applications for Progress Payments

19.2.1.1 Application for Progress Payment

19.2.1.1.1 Not before the fifth (5th) day of each calendar month during the progress of the Work, Contractor shall submit to the District and the Architect an itemized Application for Payment for operations completed in accordance with the Schedule of Values. Such application shall be notarized, if required, and supported by the following or each portion thereof unless waived by the District in writing:

19.2.1.1.1.1 The amount paid to the date of the Application to the Contractor, to all its Subcontractors, and all others furnishing labor, material, or equipment for its Contract;

19.2.1.1.1.2 The amount being requested under the Application for Payment by the Contractor on its own behalf and separately stating the amount requested on behalf of each of the Subcontractors and all others furnishing labor, material, and equipment under the Contract;

19.2.1.1.1.3 The balance that will be due to each of such entities after said payment is made;

19.2.1.1.1.4 A certification that the As-Built Drawings and annotated Specifications are current;

19.2.1.1.1.5 Itemized breakdown of work done for the purpose of requesting partial payment;

19.2.1.1.1.6 An updated and acceptable construction schedule in conformance with the provisions herein;

19.2.1.1.1.7 The additions to and subtractions from the Contract Price and Contract Time;

19.2.1.1.1.8 A total of the retentions held;

19.2.1.1.1.9 Material invoices, evidence of equipment purchases, rentals, and other support and details of cost as the District may require from time to time;

19.2.1.1.1.10 The percentage of completion of the Contractor's Work by line item;

19.2.1.1.1.11 Schedule of Values updated from the preceding Application for Payment;

19.2.1.1.1.12 A duly completed and executed conditional waiver and release upon progress payment compliant with Civil Code section 8132 from the Contractor and each subcontractor of any tier and supplier to be paid from the current progress payment;

19.2.1.1.1.13 A duly completed and executed unconditional waiver and release upon progress payment compliant with Civil Code section 8134 from the Contractor and each subcontractor of any tier and supplier that was paid from the previous progress payment(s); and

19.2.1.1.1.14 A certification by the Contractor of the following:

The Contractor warrants title to all Work performed as of the date of this payment application has been completed in accordance with the Contract Documents for the Project. The Contractor further warrants that all amounts have been paid for work which previous Certificates for Payment were issued and payments received and all Work performed as of the date

of this payment application is free and clear of liens, claims, security interests, or encumbrances in favor of the Contractor, Subcontractors, material and equipment suppliers, workers, or other persons or entities making a claim by reason of having provided labor, materials, and equipment relating to the Work, except those of which the District has been informed. Submission of sums which have no basis in fact or which Contractor knows are false are at the sole risk of Contractor and may be a violation of the False Claims Act set forth under Government Code section 12650 et seq.

19.2.1.1.1.15 The Contractor shall be subject to the False Claims Act set forth in Government Code section 12650 et seq. for information provided with any Application for Progress Payment.

19.2.1.1.1.16 All remaining certified payroll records ("CPR(s)") for each journeyman, apprentice, worker, or other employee employed by the Contractor and/or each Subcontractor in connection with the Work for the period of the Application for Payment. As indicated herein, the District shall not make any payment to Contractor until:

19.2.1.1.1.16.1 Contractor and/or its Subcontractor(s) provide electronic CPRs directly to the DIR on no less than every 30 days while Work is being performed and within 30 days after the final day of Work performed on the Project for any journeyman, apprentice, worker or other employee was employed in connection with the Work, or within ten (10) days of any request by the District or the DIR to the requesting entity, and

19.2.1.1.1.16.2 Any delay in Contractor and/or its Subcontractor(s) providing CPRs in a timely manner may directly delay the Contractor's payment.

19.2.1.1.2 Applications received after June 20th will not be paid until the second week of July and applications received after December 12th will not be paid until the first week of January.

19.2.2 Prerequisites for Progress Payments

19.2.2.1 First Payment Request: The following items, if applicable, must be completed before the District will accept and/or process the Contractor's first payment request:

19.2.2.1.1 Installation of the Project sign;

19.2.2.1.2 Installation of field office;

19.2.2.1.3 Installation of temporary facilities and fencing;

19.2.2.1.4 Schedule of Values;

19.2.2.1.5 Contractor's Construction Schedule;

19.2.2.1.6 Schedule of unit prices, if applicable;

- 19.2.2.1.7** Submittal Schedule;
- 19.2.2.1.8** Receipt by Architect of all submittals due as of the date of the payment application;
- 19.2.2.1.9** Copies of necessary permits;
- 19.2.2.1.10** Copies of authorizations and licenses from governing authorities;
- 19.2.2.1.11** Initial progress report;
- 19.2.2.1.12** Surveyor qualifications;
- 19.2.2.1.13** Written acceptance of District's survey of rough grading, if applicable;
- 19.2.2.1.14** List of all Subcontractors, with names, license numbers, telephone numbers, and Scope of Work;
- 19.2.2.1.15** All bonds and insurance endorsements; and
- 19.2.2.1.16** Resumes of Contractor's project manager, and if applicable, job site secretary, record documents recorder, and job site superintendent.

19.2.2.2 Second Payment Request: The District will not process the second payment request until and unless all submittals and Shop Drawings have been accepted for review by the Architect.

19.2.2.3 No Waiver of Criteria: Any payments made to Contractor where criteria set forth herein have not been met shall not constitute a waiver of said criteria by District. Instead, such payment shall be construed as a good faith effort by District to resolve differences so Contractor may pay its Subcontractors and suppliers. Contractor agrees that failure to submit such items may constitute a breach of contract by Contractor and may subject Contractor to termination.

19.3 Progress Payments

19.3.1 District's Approval of Application for Payment

19.3.1.1 Upon receipt of an Application for Payment, The District shall act in accordance with both of the following:

19.3.1.1.1 Each Application for Payment shall be reviewed by the District as soon as practicable after receipt for the purpose of determining that the Application for Payment is a proper Application for Payment.

19.3.1.1.2 Any Application for Payment determined not to be a proper Application for Payment suitable for payment shall be returned to the Contractor as soon as practicable, but not later than seven (7) days, after receipt. An Application for Payment returned pursuant to this paragraph shall be accompanied by a document setting forth in writing the reasons why the Application for Payment is not proper. The number of days available to the

District to make a payment without incurring interest pursuant to this section shall be reduced by the number of days by which the District exceeds this seven-day return requirement.

19.3.1.1.3 An Application for Payment shall be considered properly executed if funds are available for payment of the Application for Payment, and payment is not delayed due to an audit inquiry by the financial officer of the District.

19.3.1.2 The District's review of the Contractor's Application for Payment will be based on the District's and the Architect's observations at the Site and the data comprising the Application for Payment that the Work has progressed to the point indicated and that, to the best of the District's and the Architect's knowledge, information, and belief, the quality of the Work is in accordance with the Contract Documents. The foregoing representations are subject to:

19.3.1.2.1 Observation of the Work for general conformance with the Contract Documents,

19.3.1.2.2 Results of subsequent tests and inspections,

19.3.1.2.3 Minor deviations from the Contract Documents correctable prior to completion, and

19.3.1.2.4 Specific qualifications expressed by the Architect.

19.3.1.3 District's approval of the certified Application for Payment shall be based on Contractor complying with all requirements for a fully complete and valid certified Application for Payment.

19.3.2 Payments to Contractor

19.3.2.1 Within thirty (30) days after approval of the Application for Payment, Contractor shall be paid a sum equal to ninety-five percent (95%) of the value of the Work performed (as verified by Architect and Inspector and certified by Contractor) up to the last day of the previous month, less the aggregate of previous payments and amount to be withheld. The value of the Work completed shall be Contractor's best estimate. No inaccuracy or error in said estimate shall operate to release the Contractor, or any Surety upon any bond, from damages arising from such Work, or from the District's right to enforce each and every provision of this Contract, and the District shall have the right subsequently to correct any error made in any estimate for payment.

19.3.2.2 The Contractor shall not be entitled to have any payment requests processed, or be entitled to have any payment made for Work performed, so long as any lawful or proper direction given by the District concerning the Work, or any portion thereof, remains incomplete.

19.3.2.3 If the District fails to make any progress payment within thirty (30) days after receipt of an undisputed and properly submitted Application for Payment from the Contractor, the District shall pay interest to the Contractor equivalent to the legal rate set forth in subdivision (a) of Section 685.010 of the Code of Civil Procedure.

19.3.3 No Waiver

No payment by District hereunder shall be interpreted so as to imply that District has inspected, approved, or accepted any part of the Work. Notwithstanding any payment, the District may enforce each and every provision of this Contract. The District may correct or require correction of any error subsequent to any payment.

19.4 Decisions to Withhold Payment

19.4.1 Reasons to Withhold Payment

The District may withhold payment in whole, or in part, to the extent reasonably necessary to protect the District if, in the District's opinion, the representations to the District required herein cannot be made. The District may withhold payment, in whole, or in part, to such extent as may be necessary to protect the District from loss because of, but not limited to any of the following:

19.4.1.1 Defective Work not remedied within **FORTY-EIGHT (48)** hours of written notice to Contractor.

19.4.1.2 Stop Payment Notices or other liens served upon the District as a result of the Contract. Contractor agrees that the District may withhold up to 125% of the amount claimed in the Stop Payment Notice to answer the claim and to provide for the District's reasonable cost of any litigation pursuant to the stop payment notice.

19.4.1.3 Written notice to withhold payment from Contractor by payment and/or performance bond surety(ies).

19.4.1.4 Liquidated damages assessed against the Contractor.

19.4.1.5 The cost of completion of the Contract if there exists a reasonable doubt that the Work can be completed for the unpaid balance of the Contract Price or by the completion date.

19.4.1.6 Damage to the District or other contractor(s).

19.4.1.7 Unsatisfactory prosecution of the Work by the Contractor.

19.4.1.8 Failure to store and properly secure materials.

19.4.1.9 Failure of the Contractor to submit, on a timely basis, proper, sufficient, and acceptable documentation required by the Contract Documents, including, without limitation, a Construction Schedule, Schedule of Submittals, Schedule of Values, Monthly Progress Schedules, Shop Drawings, Product Data and samples, Proposed product lists, executed Change Orders, and/or verified reports.

19.4.1.10 Failure of the Contractor to maintain As-Built Drawings.

19.4.1.11 Erroneous estimates by the Contractor of the value of the Work performed, or other false statements in an Application for Payment.

19.4.1.12 Unauthorized deviations from the Contract Documents.

19.4.1.13 Failure of the Contractor to prosecute the Work in a timely manner in compliance with the Construction Schedule, established progress schedules, and/or completion dates.

19.4.1.14 Failure to provide acceptable electronic certified payroll records, as required by the Labor Code, by these Contract Documents, or by written request; for each journeyman, apprentice, worker, or other employee employed by the Contractor and/or by each Subcontractor in connection with the Work for the period of the Application for Payment or if payroll records are delinquent or inadequate.

19.4.1.15 Failure to properly pay prevailing wages as required in Labor Code section 1720 et seq., failure to comply with any other Labor Code requirements, and/or failure to comply with labor compliance monitoring and enforcement by the DIR.

19.4.1.16 Allowing an unregistered subcontractor, as described in Labor Code section 1725.5, to engage in the performance of any work under this Contract.

19.4.1.17 Failure to comply with any applicable federal statutes and regulations regarding minimum wages, withholding, payrolls and basic records, apprentice and trainee employment requirements, equal employment opportunity requirements, Copeland Act requirements, Davis-Bacon Act and related requirements, Contract Work Hours and Safety Standards Act requirements, if applicable.

19.4.1.18 Failure to properly maintain or clean up the Site.

19.4.1.19 Failure to timely indemnify, defend, or hold harmless the District.

19.4.1.20 Any payments due to the District, including but not limited to payments for failed tests, utilities changes, or permits.

19.4.1.21 Failure to pay Subcontractor(s) or supplier(s) as required by law and by the Contract Documents.

19.4.1.22 Failure to pay any royalty, license or similar fees.

19.4.1.23 Contractor is otherwise in breach, default, or in substantial violation of any provision of this Contract.

19.4.1.24 Failure to perform any implementation and/or monitoring required by any SWPPP for the Project and/or the imposition of any penalties or fines therefore whether imposed on the District or Contractor.

19.4.2 Reallocation of Withheld Amounts

19.4.2.1 District may, in its discretion, apply any withheld amount to pay outstanding claims or obligations as defined herein. In so doing, District shall make such payments on behalf of Contractor. If any payment is so made by District, then that amount shall be considered a payment made under Contract

by District to Contractor and District shall not be liable to Contractor for any payment made in good faith. These payments may be made without prior judicial determination of claim or obligation. District will render Contractor an accounting of funds disbursed on behalf of Contractor.

19.4.2.2 If Contractor defaults or neglects to carry out the Work in accordance with the Contract Documents or fails to perform any provision thereof, District may, after **FORTY-EIGHT (48)** hours' written notice to the Contractor and, without prejudice to any other remedy, make good such deficiencies. The District shall adjust the total Contract Price by reducing the amount thereof by the cost of making good such deficiencies. If District deems it inexpedient to correct Work that is damaged, defective, or not done in accordance with Contract provisions, an equitable reduction in the Contract Price (of at least one hundred fifty percent (150%) of the estimated reasonable value of the nonconforming Work) shall be made therefor.

19.4.3 Payment After Cure

When Contractor removes the grounds for declining approval, payment shall be made for amounts withheld because of them. No interest shall be paid on any retainage or amounts withheld due to the failure of the Contractor to perform in accordance with the terms and conditions of the Contract Documents.

19.5 Subcontractor Payments

19.5.1 Payments to Subcontractors

No later than seven (7) days after receipt, or pursuant to Business and Professions Code section 7108.5 and Public Contract Code section 7107, the Contractor shall pay to each Subcontractor, out of the amount paid to the Contractor on account of such Subcontractor's portion of the Work, the amount to which said Subcontractor is entitled. The Contractor shall, by appropriate agreement with each Subcontractor, require each Subcontractor to make payments to its Sub-subcontractors in a similar manner.

19.5.2 No Obligation of District for Subcontractor Payment

The District shall have no obligation to pay, or to see to the payment of, money to a Subcontractor except as may otherwise be required by law.

19.5.3 Joint Checks

District shall have the right in its sole discretion, if necessary for the protection of the District, to issue joint checks made payable to the Contractor and Subcontractors and/or material or equipment suppliers. The joint check payees shall be responsible for the allocation and disbursement of funds included as part of any such joint payment. In no event shall any joint check payment be construed to create any contract between the District and a Subcontractor of any tier, or a material or equipment supplier, any obligation from the District to such Subcontractor or a material or equipment supplier, or rights in such Subcontractor or a material or equipment supplier against the District.

20. COMPLETION OF THE WORK

20.1 Completion

20.1.1 District will accept completion of Contract and have the Notice of Completion recorded when the entire Work shall have been completed to the satisfaction of District.

20.1.2 The Work may only be accepted as complete by action of the governing board of the District.

20.1.3 District, at its sole option, may accept completion of Contract and have the Notice of Completion recorded when the entire Work shall have been completed to the satisfaction of District, except for minor corrective items, as distinguished from incomplete items. If Contractor fails to complete all minor corrective items within fifteen (15) days after the date of the District's acceptance of completion, District shall withhold from the final payment one hundred fifty percent (150%) of an estimate of the amount sufficient to complete the corrective items, as determined by District, until the item(s) are completed.

20.1.4 At the end of the 15-day period, if there are any items remaining to be corrected, District may elect to proceed as provided herein related to adjustments to Contract Price, and/or District's right to perform the Work of the Contractor.

20.2 Close-Out/Certification Procedures

20.2.1 Punch List

The Contractor shall notify the Architect when Contractor considers the Work complete. Upon notification, Architect will prepare a list of minor items to be completed or corrected ("Punch List"). The Contractor and/or its Subcontractors shall proceed promptly to complete and correct items on the Punch List. Failure to include an item on Punch List does not alter the responsibility of the Contractor to complete all Work in accordance with the Contract Documents.

20.2.2 Close-Out/Certification Requirements

20.2.2.1 Utility Connections

Buildings shall be connected to water, gas, sewer, and electric services, complete and ready for use. Service connections shall be made and existing services reconnected.

20.2.2.2 Record Drawings and Record Specifications

20.2.2.2.1 Contractor shall provide exact Record Drawings of the Work ("As-Builts") and Record Specifications upon completion of the Project and as a condition precedent to approval of final payment.

20.2.2.2.2 Contractor shall obtain the Inspector's approval of the corrected prints and employ a competent draftsman to transfer the Record Drawings information to the most current version of AutoCAD that is, at that time, currently utilized for plan check submission by either the District, the

Architect, OPSC, and/or DSA, and print a complete set of transparent sepias. When completed, Contractor shall deliver corrected sepias and diskette/CD/other data storage device acceptable to District with AutoCAD file to the District.

20.2.2.2.3 Contractor is liable and responsible for any and all inaccuracies in the Record Drawings and Record Specifications, even if inaccuracies become evident at a future date.

20.2.2.3 Construction Storm Water Permit, if applicable

Contractor shall submit to District all electronic or hard copy records required by the Construction Storm Water Permit, if applicable, within seven (7) days of Completion of the Project.

20.2.2.4 Maintenance Manuals: Contractor shall prepare all operation and maintenance manuals and date as indicated in the Specifications.

20.2.2.5 Source Programming: Contractor shall provide all source programming for all items in the Project.

20.2.2.6 Verified Reports: Contractor shall completely and accurately fill out and file forms DSA 6-C or DSA 152 (or current form), as appropriate. Refer to section 4-336 and section 4-343 of Part 1, Title 24 of the California Code of Regulations.

20.3 Final Inspection

20.3.1 Contractor shall comply with Punch List procedures as provided herein, and maintain the presence of a Project Superintendent and Project Manager until the Punch List is complete to ensure proper and timely completion of the Punch List. Under no circumstances shall Contractor demobilize its forces prior to completion of the Punch List without District's prior written approval. Upon receipt of Contractor's written notice that all of the Punch List items have been fully completed and the Work is ready for final inspection and District acceptance, Architect and Project Inspector will inspect the Work and shall submit to Contractor and District a final inspection report noting the Work, if any, required in order to complete in accordance with the Contract Documents. Absent unusual circumstances, this report shall consist of the Punch List items not yet satisfactorily completed.

20.3.2 Upon Contractor's completion of all items on the Punch List and any other uncompleted portions of the Work, the Contractor shall notify the District and Architect, who shall again inspect such Work. If the Architect finds the Work complete and acceptable under the Contract Documents, the Architect will notify Contractor, who shall then jointly submit to the Architect and the District its final Application for Payment.

20.3.3 Final Inspection Requirements

20.3.3.1 Before calling for final inspection, Contractor shall determine that the following have been performed:

20.3.3.1.1 The Work has been completed.

- 20.3.3.1.2** All life safety items are completed and in working order.
- 20.3.3.1.3** Mechanical and electrical Work including, without limitation, security system, data, and fire alarm, are complete and tested, fixtures are in place, connected, and ready for tryout.
- 20.3.3.1.4** Electrical circuits scheduled in panels and disconnect switches labeled.
- 20.3.3.1.5** Painting and special finishes complete.
- 20.3.3.1.6** Doors complete with hardware, cleaned of protective film, relieved of sticking or binding, and in working order.
- 20.3.3.1.7** Tops and bottoms of doors sealed.
- 20.3.3.1.8** Floors waxed and polished as specified.
- 20.3.3.1.9** Broken glass replaced and glass cleaned.
- 20.3.3.1.10** Grounds cleared of Contractor's equipment, raked clean of debris, and trash removed from Site.
- 20.3.3.1.11** Work cleaned, free of stains, scratches, and other foreign matter, and damaged and broken material replaced.
- 20.3.3.1.12** Finished and decorative work shall have marks, dirt, and superfluous labels removed.
- 20.3.3.1.13** Final cleanup, as provided herein.

20.4 Costs of Multiple Inspections

More than two (2) requests of the District to make a final inspection shall be considered an additional service of District, Architect, Construction Manager, and/or Project Inspector, and all subsequent costs will be invoiced to Contractor and if funds are available, withheld from remaining payments.

20.5 Partial Occupancy or Use Prior to Completion

20.5.1 District's Rights to Occupancy

The District may occupy or use any completed or partially completed portion of the Work at any stage, and such occupancy shall not constitute the District's Final Acceptance of any part of the Work. Neither the District's Final Acceptance, the making of Final Payment, any provision in Contract Documents, nor the use or occupancy of the Work, in whole or in part, by District shall constitute acceptance of Work not in accordance with the Contract Documents nor relieve the Contractor or the Contractor's Performance Bond Surety from liability with respect to any warranties or responsibility for faulty or defective Work or materials, equipment and workmanship incorporated therein. In the event that the District occupies or uses any completed or partially completed portion of the Work, the Contractor shall remain responsible for payments, security, maintenance, heat, utilities, damage to

the Work, insurance, the period for correction of the Work, and the commencement of warranties required by the Contract Documents unless the Contractor requests in writing, and the District agrees, to otherwise divide those responsibilities. Any dispute as to responsibilities shall be resolved pursuant to the Claims and Disputes provisions herein, with the added provision that during the dispute process, the District shall have the right to occupy or use any portion of the Work that it needs or desires to use.

20.5.2 Inspection Prior to Occupancy or Use

Immediately prior to partial occupancy or use, the District, the Contractor, and the Architect shall jointly inspect the area to be occupied or portion of the Work to be used in order to determine and record the condition of the Work.

20.5.3 No Waiver

Unless otherwise agreed upon, partial or entire occupancy or use of a portion or portions of the Work shall not constitute beneficial occupancy or District's acceptance of the Work not complying with the requirements of the Contract Documents.

21. FINAL PAYMENT AND RETENTION

21.1 Final Payment

Upon receipt and approval of a valid and final Application for Payment, the Architect will issue a final Certificate of Payment. The District shall thereupon jointly inspect the Work and either accept the Work as complete or notify the Architect and the Contractor in writing of reasons why the Work is not complete. Upon District's acceptance of the Work of the Contractor as fully complete by the Governing Board of the District (that, absent unusual circumstances, will occur when the Punch List items have been satisfactorily completed), the District shall record a Notice of Completion with the County Recorder, and the Contractor shall, upon receipt of final payment from the District, pay the amount due Subcontractors.

21.2 Prerequisites for Final Payment

The following conditions must be fulfilled prior to Final Payment:

21.2.1 A full release of all Stop Payment Notices served in connection with the Work shall be submitted by Contractor.

21.2.2 A duly completed and executed conditional waiver and release upon final payment compliant with Civil Code section 8136, from the Contractor and each subcontractor of any tier and supplier to be paid from the final payment.

21.2.3 A duly completed and executed unconditional waiver and release upon progress payment compliant with Civil Code section 8134, from the Contractor and each subcontractor of any tier and supplier that was paid from the previous progress payments.

21.2.4 A duly completed and executed Document 00 65 19.26, "AGREEMENT AND RELEASE OF ANY AND ALL CLAIMS" from the Contractor.

21.2.5 The Contractor shall have made all corrections to the Work that are required to remedy any defects therein, to obtain compliance with the Contract Documents or any requirements of applicable codes and ordinances, or to fulfill any of the orders or directions of District required under the Contract Documents.

21.2.6 Each Subcontractor shall have delivered to the Contractor all written guarantees, warranties, applications, and bonds required by the Contract Documents for its portion of the Work.

21.2.7 Contractor must have completed all requirements set forth under "Close-Out/Certification Procedures," including, without limitation, submission of an approved set of complete Record Drawings.

21.2.8 Architect shall have issued its written approval that final payment can be made.

21.2.9 The Contractor shall have delivered to the District all manuals and materials required by the Contract Documents, which must be approved by the District.

21.2.10 The Contractor shall have completed final clean-up as provided herein.

21.3 **Retention**

21.3.1 The retention, less any amounts disputed by the District or that the District has the right to withhold pursuant to provisions herein, shall be paid:

21.3.1.1 After approval by the Architect of the Application and Certificate of Payment,

21.3.1.2 After the satisfaction of the conditions set forth herein, and

21.3.1.3 After forty-five (45) days after the recording of the Notice of Completion by District.

21.3.2 No interest shall be paid on any retention, or on any amounts withheld due to a failure of the Contractor to perform, in accordance with the terms and conditions of the Contract Documents, except as provided to the contrary in any Escrow Agreement between the District and the Contractor pursuant to Public Contract Code section 22300.

21.4 **Substitution of Securities**

The District will permit the substitution of securities in accordance with the provisions of Public Contract Code section 22300.

22. **UNCOVERING OF WORK**

If a portion of the Work is covered without Inspector or Architect approval or not in compliance with the Contract Documents, it must, if required in writing by the District, the Project Inspector, or the Architect, be uncovered for the Project Inspector's or the Architect's observation and be corrected, replaced, and/or recovered at the Contractor's expense without change in the Contract Price or Contract Time.

23. NONCONFORMING WORK AND CORRECTION OF WORK

23.1 Nonconforming Work

23.1.1 Contractor shall promptly remove from Premises all Work identified by District as failing to conform to the Contract Documents whether incorporated or not. Contractor shall promptly replace and re-execute its own Work to comply with the Contract Documents without additional expense to the District and shall bear the expense of making good all work of other contractors destroyed or damaged by any removal or replacement pursuant hereto and/or any delays to the District or other Contractors caused thereby.

23.1.2 If Contractor does not remove Work that District has identified as failing to conform to the Contract Documents within a reasonable time, not to exceed **FORTY-EIGHT (48)** hours, District may remove it and may store any material at Contractor's expense. If Contractor does not pay expense(s) of that removal within ten (10) days' time thereafter, District may, upon ten (10) days' written notice, sell any material at auction or at private sale and shall deduct all costs and expenses incurred by the District and/or District may withhold those amounts from payment(s) to Contractor.

23.2 Correction of Work

23.2.1 Correction of Rejected Work

Pursuant to the notice provisions herein, the Contractor shall immediately correct the Work rejected by the District, the Architect, or the Project Inspector as failing to conform to the requirements of the Contract Documents, whether observed before or after Completion and whether or not fabricated, installed, or completed. The Contractor shall bear costs of correcting the rejected Work, including additional testing, inspections, and compensation for the Inspector's or the Architect's services and expenses made necessary thereby.

23.2.2 One-Year Warranty Corrections

If, within one (1) year after the date of Completion of the Work or a designated portion thereof, or after the date for commencement of warranties established hereunder, or by the terms of an applicable special warranty required by the Contract Documents, any of the Work is found to be not in accordance with the requirements of the Contract Documents, the Contractor shall correct it promptly after receipt of written notice from the District to do so. This period of one (1) year shall be extended with respect to portions of the Work first performed after Completion by the period of time between Completion and the actual performance of the Work. This obligation hereunder shall survive District's acceptance of the Work under the Contract and termination of the Contract. The District shall give such notice promptly after discovery of the condition.

23.3 District's Right to Perform Work

23.3.1 If the Contractor should neglect to prosecute the Work properly or fail to perform any provisions of this contract, the District, after **FORTY-EIGHT (48)** hours' written notice to the Contractor, may, without prejudice to any other remedy

it may have, make good such deficiencies and may deduct the cost thereof from the payment then or thereafter due the Contractor.

23.3.2 If it is found at any time, before or after completion of the Work, that Contractor has varied from the Drawings and/or Specifications, including, but not limited to, variation in material, quality, form, or finish, or in the amount or value of the materials and labor used, District may require at its option:

23.3.2.1 That all such improper Work be removed, remade or replaced, and all work disturbed by these changes be made good by Contractor at no additional cost to the District;

23.3.2.2 That the District deduct from any amount due Contractor the sum of money equivalent to the difference in value between the work performed and that called for by the Drawings and Specifications; or

23.3.2.3 That the District exercise any other remedy it may have at law or under the Contract Documents, including but not limited to the District hiring its own forces or another contractor to replace the Contractor's nonconforming Work, in which case the District shall either issue a deductive Change Order, a Construction Change Directive, or invoice the Contractor for the cost of that work. Contractor shall pay any invoices within thirty (30) days of receipt of same or District may withhold those amounts from payment(s) to Contractor.

24. TERMINATION AND SUSPENSION

24.1 District's Request for Assurances

If District at any time reasonably believes Contractor is or may be in default under this Contract, District may in its sole discretion notify Contractor of this fact and request written assurances from Contractor of performance of Work and a written plan from Contractor to remedy any potential default under the terms this Contract that the District may advise Contractor of in writing. Contractor shall, within ten (10) calendar days of District's request, deliver a written cure plan that meets the District's requirements in its request for assurances. Contractor's failure to provide such written assurances of performance and the required written plan, within ten (10) calendar days of request, will constitute a material breach of this Contract sufficient to justify termination for cause.

24.2 District's Right to Terminate Contractor for Cause

24.2.1 Grounds for Termination: The District, in its sole discretion, may terminate the Contract and/or terminate the Contractor's right to perform the work of the Contract based upon any of the following:

24.2.1.1 Contractor refuses or fails to execute the Work or any separable part thereof with sufficient diligence as will ensure its completion within the time specified or any extension thereof, or

24.2.1.2 Contractor fails to complete said Work within the time specified or any extension thereof, or

24.2.1.3 Contractor persistently fails or refuses to perform Work or provide material of sufficient quality as to be in compliance with Contract Documents; or

24.2.1.4 Contractor persistently refuses, or repeatedly fails, except in cases for which extension of time is provided, to supply enough properly skilled workers or proper materials to complete the Work in the time specified; or

24.2.1.5 Contractor fails to make prompt payment to Subcontractors, or for material, or for labor; or

24.2.1.6 Contractor persistently disregards laws, or ordinances, or instructions of District; or

24.2.1.7 Contractor fails to supply labor, including that of Subcontractors, that is sufficient to prosecute the Work or that can work in harmony with all other elements of labor employed or to be employed on the Work; or

24.2.1.8 Contractor or its Subcontractor(s) is/are otherwise in breach, default, or in substantial violation of any provision of this Contract, including but not limited to a lapse in licensing or registration.

24.2.2 Notification of Termination

24.2.2.1 Upon the occurrence at District's sole determination of any of the above conditions, District may, without prejudice to any other right or remedy, serve written notice upon Contractor and its Surety of District's termination of this Contract and/or the Contractor's right to perform the work of the Contract. This notice will contain the reasons for termination. Unless, within three (3) days after the service of the notice, any and all condition(s) shall cease, and any and all violation(s) shall cease, or arrangement satisfactory to District for the correction of the condition(s) and/or violation(s) be made, this Contract and/or the Contractor's right to perform the Work of the Contract shall cease and terminate. Upon termination, Contractor shall not be entitled to receive any further payment until the entire Work is finished.

24.2.2.2 Upon termination, District may immediately serve written notice of tender upon Surety whereby Surety shall have the right to take over and perform this Contract only if Surety:

24.2.2.2.1 Within three (3) days after service upon it of the notice of tender, gives District written notice of Surety's intention to take over and perform this Contract; and

24.2.2.2.2 Commences performance of this Contract within three (3) days from date of serving of its notice to District.

24.2.2.3 Surety shall not utilize Contractor in completing the Project if the District notifies Surety of the District's objection to Contractor's further participation in the completion of the Project. Surety expressly agrees that any contractor which Surety proposes to fulfill Surety's obligations is subject to District's approval. District's approval shall not be unreasonably withheld, conditioned or delayed.

24.2.2.4 If Surety fails to notify District or begin performance as indicated herein, District may take over the Work and execute the Work to completion by any method it may deem advisable at the expense of Contractor and/or its Surety. Contractor and/or its Surety shall be liable to District for any excess cost or other damages the District incurs thereby. Time is of the essence in this Contract. If the District takes over the Work as herein provided, District may, without liability for so doing, take possession of and utilize in completing the Work such materials, appliances, plan, and other property belonging to Contractor as may be on the Site of the Work, in bonded storage, or previously paid for.

24.3 Termination of Contractor for Convenience

24.3.1 District in its sole discretion may terminate the Contract in whole or in part upon three (3) days' written notice to the Contractor.

24.3.2 Upon notice, Contractor shall:

24.3.2.1 Cease operations as directed by the District in the notice;

24.3.2.2 Take necessary actions for the protection and preservation of the Work as soon as possible; and

24.3.2.3 Terminate all existing subcontracts and purchase orders and enter into no further subcontracts and purchase orders.

24.3.3 Within 30 days of the notice, Contractor submit to the District a payment application for the actual cost for labor, materials, and services performed, including all Contractor's and Subcontractor(s)' mobilization and/or demobilization costs, that is unpaid. Contractor shall have no claims against the District except for the actual cost for labor, materials, and services performed that adequately documented through timesheets, invoices, receipts, or otherwise. District shall pay all undisputed invoice(s) for work performed until the notice of termination.

24.3.4 Under a termination for convenience, the District retains the right to all the options available to the District if there is a termination for cause.

24.4 Effect of Termination

24.4.1 Contractor shall, only if ordered to do so by the District, immediately remove from the Site all or any materials and personal property belonging to Contractor that have not been incorporated in the construction of the Work, or which are not in place in the Work. The District retains the right, but not the obligation, to keep and use any materials and personal property belonging to Contractor that have not been incorporated in the construction of the Work, or which are not in place in the Work. The Contractor and its Surety shall be liable upon the Performance Bond for all damages caused to the District by reason of the Contractor's failure to complete the Contract.

24.4.2 In the event that the District shall perform any portion of, or the whole of the Work, pursuant to the provisions of the General Conditions, the District shall not be liable nor account to the Contractor in any way for the time within which, or the manner in which, the Work is performed by the District or for any changes the

District may make in the Work or for the money expended by the District in satisfying claims and/or suits and/or other obligations in connection with the Work.

24.4.3 In the event termination for cause is determined to have not been for cause, the termination shall be deemed to have been a termination for convenience effective as of the same date as the purported termination for cause.

24.4.4 In the event that the Contract is terminated for any reason, no allowances or compensation will be granted for the loss of any anticipated profit by the Contractor or any impact or impairment of Contractor's bonding capacity.

24.4.5 If the expense to the District to finish the Work exceeds the unpaid Contract Price, Contractor and Surety shall pay difference to District within twenty-one (21) days of District's request.

24.4.6 The District shall have the right (but shall have no obligation) to assume and/or assign to a general contractor or construction manager or other third party who is qualified and has sufficient resources to complete the Work, the rights of the Contractor under its subcontracts with any or all Subcontractors. In the event of an assumption or assignment by the District, no Subcontractor shall have any claim against the District or third party for Work performed by Subcontractor or other matters arising prior to termination of the Contract. The District or any third party, as the case may be, shall be liable only for obligations to the Subcontractor arising after assumption or assignment. Should the District so elect, the Contractor shall execute and deliver all documents and take all steps, including the legal assignment of its contractual rights, as the District may require, for the purpose of fully vesting in the District the rights and benefits of its Subcontractor under Subcontracts or other obligations or commitments. All payments due the Contractor hereunder shall be subject to a right of offset by the District for expenses and damages suffered by the District as a result of any default, acts, or omissions of the Contractor. Contractor must include this assignment provision in all of its contracts with its Subcontractors.

24.4.7 The foregoing provisions are in addition to and not in limitation of any other rights or remedies available to District.

24.5 Emergency Termination of Public Contracts Act of 1949

24.5.1 This Contract is subject to termination as provided by sections 4410 and 4411 of the Government Code of the State of California, being a portion of the Emergency Termination of Public Contracts Act of 1949.

24.5.1.1 Section 4410 of the Government Code states:

In the event a national emergency occurs, and public work, being performed by contract, is stopped, directly or indirectly, because of the freezing or diversion of materials, equipment or labor, as the result of an order or a proclamation of the President of the United States, or of an order of any federal authority, and the circumstances or conditions are such that it is impracticable within a reasonable time to proceed with a substantial portion of the work, then the public agency and the contractor may, by written agreement, terminate said contract.

24.5.1.2 Section 4411 of the Government Code states:

Such an agreement shall include the terms and conditions of the termination of the contract and provision for the payment of compensation or money, if any, which either party shall pay to the other or any other person, under the facts and circumstances in the case.

24.5.2 Compensation to the Contractor shall be determined at the sole discretion of District on the basis of the reasonable value of the Work done, including preparatory work. As an exception to the foregoing and at the District's discretion, in the case of any fully completed separate item or portion of the Work for which there is a separate previously submitted unit price or item on the accepted schedule of values, that price shall control. The District, at its sole discretion, may adopt the Contract Price as the reasonable value of the work done or any portion thereof.

24.6 Suspension of Work

24.6.1 District in its sole discretion may suspend, delay or interrupt the Work in whole or in part for such period of time as the District may determine upon three (3) days written notice to the Contractor.

24.6.1.1 An adjustment may be made for changes in the cost of performance of the Work caused by any such suspension, delay or interruption. No adjustment shall be made to the extent:

24.6.1.1.1 That performance is, was or would have been so suspended, delayed or interrupted by another cause for which Contractor is responsible; or

24.6.1.1.2 That an equitable adjustment is made or denied under another provision of the Contract; or

24.6.1.1.3 That the suspension of Work was the direct or indirect result of Contractor's failure to perform any of its obligations hereunder.

24.6.1.2 Any adjustments in cost of performance may have a fixed or percentage fee as provided in the section on Format for Proposed Change Order herein. This amount shall be full compensation for all Contractor's and its Subcontractor(s)' changes in the cost of performance of the Contract caused by any such suspension, delay or interruption.

25. CLAIMS PROCESS

25.1 Obligation to File Claims for Disputed Work

25.1.1 Should Contractor otherwise seek extra time or compensation for any reason whatsoever ("Disputed Work"), then Contractor shall first follow procedures set forth in the Contract Documents including, without limitation, Articles 15, 16 and 17, all of which are conditions precedent to submitting a Claim pursuant to Article 25. A Notice of Delay or Proposed Change Order are less formal procedures that proceed the formal claim and do not constitute a Claim. A Claim also does not include correspondence, RFIs, vouchers, invoices, progress payment applications, or other routine or authorized form of requests for progress payments in compliance

with the Contract. If a dispute remains, then Contractor shall give written notice to District that expressly invokes this Article 25 within the time limits set forth herein.

25.1.2 Contractor's sole and exclusive remedy for Disputed Work is to file a written claim setting forth Contractor's position as required herein within the time limits set forth herein.

25.2 Duty to Perform during Claim Process

Contractor and its subcontractors shall continue to perform its Work under the Contract including the disputed work, and shall not cause a delay of the Work during any dispute, claim, negotiation, mediation, or arbitration proceeding, except by written agreement by the District.

25.3 Definition of Claim

25.3.1 Pursuant to Public Contract Code section 9204, the term "Claim" means a separate demand by the Contractor sent by registered mail or certified mail with return receipt requested, for one or more of the following:

25.3.1.1 A time extension, including without limitation, for relief of damages or penalties for delay assessed by the District under the Contract;

25.3.1.2 Payment by the District of money or damages arising from work done by, or on behalf of, the Contractor pursuant to the Contract and payment of which is not otherwise expressly provided for or to which Contractor is not otherwise entitled to; or

25.3.1.3 An amount of payment disputed by the District.

25.4 Claims Presentation

25.4.1 Form and Contents of Claim

25.4.1.1 If Contractor intends to submit a Claim for an increase in the Contract Price and/or Contract Time for any reason including, without limitation, the acts of District or its agents, Contractor shall, within thirty (30) days after the event giving rise to the Claim, give notice of the Claim ("Notice of Potential Claim") in writing specifically identifying Contractor is invoking this Article 25 Claims Presentation. The Notice of Potential Claim shall provide Contractor's preliminary request for an adjustment to the Contract Price and/or Contract Time, with a description of the grounds therefore.

25.4.1.2 Within thirty (30) days after serving the written Notice of Potential Claim, Contractor shall provide a Claim including an itemized statement of the details and amounts of its Claim for any increase in the Contract Price of Contract Time as provided below, including a Time Impact Analysis and any and all other documentation substantiating Contractor's claimed damages:

25.4.1.2.1 The issues, events, conditions, circumstances and/or causes giving rise to the dispute, and shall show, in detail, the cause and effect of same;

25.4.1.2.2 Citation to provisions in the Contract Documents, statute sections, and/or case law entitling Contractor to an increase in the Contract Price or Contract Time;

25.4.1.2.3 The pertinent dates and/or durations and actual and/or anticipated effects on the Contract Price, Contract Schedule milestones and/or Contract Time adjustments;

25.4.1.2.4 The Time Impact Analysis of all time delays that shows actual time impact on the critical path; and

25.4.1.2.5 The line-item costs for labor, material, and/or equipment, if applicable, for all cost impacts priced like a change order according to Article 17 and must be updated monthly as to cost and entitlement if a continuing claim.

25.4.1.3 The Claim shall include the following certification by the Contractor:

25.4.1.3.1 The undersigned Contractor certifies under penalty of perjury that the attached dispute is made in good faith; that the supporting data is accurate and complete to the best of my knowledge and belief; that the amount requested accurately reflects the adjustment for which Contractor believes the District is liable; and that I am duly authorized to certify the dispute on behalf of the Contractor.

25.4.1.3.2 Furthermore, Contractor understands that the value of the attached dispute expressly includes any and all of the Contractor's costs and expenses, direct and indirect, resulting from the Work performed on the Project, additional time required on the Project and/or resulting from delay to the Project including, without limitation, cumulative impacts. Contractor may not separately recover for overhead or other indirect costs. Any costs, expenses, damages, or time extensions not included are deemed waived.

25.4.2 Contractor shall bear all costs incurred in the preparation and submission of a Claim.

25.4.3 Failure to timely submit a Claim and the requisite supporting documentation shall constitute a waiver of Contractor's claim(s) against the District and Contractor's Claim(s) for compensation or an extension of time shall be deemed waived, released, and discharged as to any entitlement for adjustment to Contract Price and/or Contract Time.

25.5 Claim Resolution pursuant to Public Contract Code section 9204

Contractor may request to waive the claims procedure under Public Contract Code section 9204 and proceed directly to the commencement of a civil action or binding arbitration. If Contractor chooses to proceed, Contractor shall comply with the following steps:

25.5.1 STEP 1:

25.5.1.1 Upon receipt of a Claim by registered or certified mail, return receipt requested, including the documents necessary to substantiate it, the District shall

conduct a reasonable review of the Claim and, within a period not to exceed 45 days, shall provide the Contractor a written statement identifying what portion of the Claim is disputed and what portion is undisputed. Upon receipt of a Claim, the District and Contractor may, by mutual agreement, extend the time period to provide a written statement. If the District needs approval from its governing body to provide the Contractor a written statement identifying the disputed portion and the undisputed portion of the Claim, and the governing body does not meet within the 45 days or within the mutually agreed to extension of time following receipt of Claim sent by registered mail or certified mail, return receipt requested, the District shall have up to three (3) days following the next duly publicly noticed meeting of the governing body after the 45-day period, or extension, expires to provide Contractor a written statement identifying the disputed portion and the undisputed portion.

25.5.1.1.1 Any payment due on an undisputed portion of the Claim shall be processed and made within 60 days after the District issues its written statement. Amounts not paid in a timely manner as required by this section shall bear interest at seven percent (7%) per annum.

25.5.1.2 Upon receipt of a Claim, the parties may mutually agree to waive, in writing, mediation and proceed directly to the commencement of a civil action or binding arbitration, as applicable. In this instance, District and Contractor must comply with the sections below regarding Public Contract Code section 20104 et seq. and Government Code Claim Act Claims.

25.5.1.3 If the District fails to issue a written statement, or to otherwise meet the time requirements of this section, this shall result in the Claim being deemed rejected in its entirety. A Claim that is denied by reason of the District's failure to have responded to a Claim, or its failure to otherwise meet the time requirements of this section, shall not constitute an adverse finding with regard to the merits of the Claim or the responsibility or qualifications of Contractor.

25.5.2 STEP 2:

25.5.2.1 If Contractor disputes the District's written response, or if the District fails to respond to a Claim within the time prescribed, Contractor may demand in writing an informal conference to meet and confer for settlement of the issues in dispute. Upon receipt of a demand in writing sent by registered mail or certified mail, return receipt requested, the District shall schedule a meet and confer conference within 30 days for settlement of the dispute. Within 10 business days following the conclusion of the meet and confer conference, if the Claim or any portion of the Claim remains in dispute, the District shall provide the Contractor a written statement identifying the portion of the Claim that remains in dispute and the portion that is undisputed.

25.5.2.1.1.1 Any payment due on an undisputed portion of the Claim shall be processed and made within 60 days after the District issues its written statement. Amounts not paid in a timely manner as required by this section shall bear interest at seven percent (7%) per annum.

25.5.3 STEP 3:

25.5.3.1 Any disputed portion of the Claim, as identified by Contractor in writing, shall be submitted to nonbinding mediation, with the District and Contractor sharing the associated costs equally. The District and Contractor shall mutually agree to a mediator within 10 business days after the disputed portion of the Claim has been identified in writing. If the parties cannot agree upon a mediator, each party shall select a mediator and those mediators shall select a qualified neutral third party to mediate with regard to the disputed portion of the Claim. Each party shall bear the fees and costs charged by its respective mediator in connection with the selection of the neutral mediator. If mediation is unsuccessful, the parts of the Claim remaining in dispute shall be subject to applicable procedures outside this section.

25.5.3.1.1 For purposes of this section, mediation includes any nonbinding process, including, but not limited to, neutral evaluation or a dispute review board, in which an independent third party or board assists the parties in dispute resolution through negotiation or by issuance of an evaluation. Any mediation utilized shall conform to the timeframes in this section.

25.5.3.2 Unless otherwise agreed to by the District and Contractor in writing, the mediation conducted pursuant to this section shall excuse any further obligation under Public Contract Code section 20104.4 to mediate after litigation has been commenced.

25.5.4 STEP 4:

25.5.4.1 If mediation under this section does not resolve the parties' dispute, the District may, but does not require arbitration of disputes under private arbitration or the Public Works Contract Arbitration Program.

25.6 Subcontractor Pass-Through Claims

25.6.1 If a subcontractor or a lower tier subcontractor lacks legal standing to assert a claim against a District because privity of contract does not exist, the contractor may present to the District a Claim on behalf of a subcontractor or lower tier subcontractor. A subcontractor may request in writing, either on his or her own behalf or on behalf of a lower tier subcontractor, that Contractor present a Claim for work which was performed by the subcontractor or by a lower tier subcontractor on behalf of the subcontractor. The subcontractor requesting that the Claim be presented to the District shall furnish reasonable documentation to support the Claim.

25.6.2 Within 45 days of receipt of this written request from a subcontractor, Contractor shall notify the subcontractor in writing as to whether the Contractor presented the Claim to the District and, if Contractor did not present the Claim, provide the subcontractor with a statement of the reasons for not having done so.

25.6.3 The Contractor shall bind all its Subcontractors to the provisions of this section and will hold the District harmless against Claims by Subcontractors.

25.7 Government Code Claim Act Claim

25.7.1 If a claim, or any portion thereof, remains in dispute upon satisfaction of all applicable Claim Resolution requirements the Contractor shall comply with all

claims presentation requirements as provided in Chapter 1 (commencing with section 900) and Chapter 2 (commencing with section 910) of Part 3 of Division 3.6 of Title 1 of Government Code as a condition precedent to the Contractor's right to bring a civil action against the District.

25.7.2 Contractor shall bear all costs incurred in the preparation, submission and administration of a Claim. Any claims presented in accordance with the Government Code must affirmatively indicate Contractor's prior compliance with the claims procedure herein of the claims asserted.

25.7.3 For purposes of those provisions, the running of the time within which a claim pursuant to Public Contract Code section 20104.2 only must be presented to the District shall be tolled from the time the claimant submits his or her written claim pursuant to subdivision (a) until the time that claim is denied as a result of the meet and confer process, including any period of time utilized by the meet and confer process.

25.8 Claim Resolution pursuant to Public Contract Code section 20104 et seq.

25.8.1 In the event of a disagreement between the parties as to performance of the Work, the interpretation of this Contract, or payment or nonpayment for Work performed or not performed, the parties shall attempt to resolve all claims of three hundred seventy-five thousand dollars (\$375,000) or less which arise between Contractor and District by those procedures set forth in Public Contract Code section 20104, et seq., to the extent applicable.

25.8.1.1 Contractor shall file with the District any written Claim, including the documents necessary to substantiate it, upon the application for final payment.

25.8.1.2 For claims of less than fifty thousand dollars (\$50,000), the District shall respond in writing within forty-five (45) days of receipt of the Claim or may request in writing within thirty (30) days of receipt of the Claim any additional documentation supporting the Claim or relating to defenses or claims the District may have against the Contractor.

25.8.1.2.1 If additional information is required, it shall be requested and provided by mutual agreement of the parties.

25.8.1.2.2 District's written response to the documented Claim shall be submitted to the Contractor within fifteen (15) days after receipt of the further documentation or within a period of time no greater than that taken by the Contractor to produce the additional information, whichever is greater.

25.8.1.3 For claims of over fifty thousand dollars (\$50,000) and less than or equal to three hundred seventy-five thousand dollars (\$375,000), the District shall respond in writing to all written Claims within sixty (60) days of receipt of the claim, or may request, in writing, within thirty (30) days of receipt of the Claim any additional documentation supporting the Claim or relating to defenses or claims the District may have against the Contractor.

25.8.1.3.1 If additional information is required, it shall be requested and provided upon mutual agreement of the District and the Contractor.

25.8.1.3.2 The District's written response to the Claim, as further documented, shall be submitted to the Contractor within thirty (30) days after receipt of the further documentation, or within a period of time no greater than that taken by the Contractor to produce the additional information or requested documentation, whichever is greater.

25.8.1.4 If Contractor disputes the District's written response, or the District fails to respond within the time prescribed, Contractor may so notify the District, in writing, either within fifteen (15) days of receipt of the District's response or within fifteen (15) days of the District's failure to respond within the time prescribed, respectively, and demand an informal conference to meet and confer for settlement of the issues in dispute. Upon a demand, the District shall schedule a meet and confer conference within thirty (30) days for settlement of the dispute.

25.8.1.5 Following the meet and confer conference, if the Claim or any portion of it remains in dispute, the Contractor may file a claim as provided in Chapter 1 (commencing with Section 900) and Chapter 2 (commencing with Section 910) of Part 3 of Division 3.6 of Title 1 of the Government Code. For purposes of those provisions the running of the time within which a claim must be filed shall be tolled from the time the Contractor submits its written Claim until the time the Claim is denied, including any period of time utilized by the meet and confer process.

25.8.1.6 For any civil action filed to resolve claims filed pursuant to this section, within sixty (60) days, but no earlier than thirty (30) days, following the filing of responsive pleadings, the court shall submit the matter to nonbinding mediation unless waived by mutual stipulation of both parties. The mediation process shall provide for the selection within fifteen (15) days by both parties of a disinterested third person as mediator, shall be commenced within thirty (30) days of the submittal, and shall be concluded within fifteen (15) days from the commencement of the mediation unless a time requirement is extended upon a good cause showing to the court or by stipulation of both parties. If the parties fail to select a mediator within the 15-day period, any party may petition the court to appoint the mediator.

25.8.1.7 If the matter remains in dispute, the case shall be submitted to judicial arbitration pursuant to Chapter 2.5 (commencing with Section 1141.10) of the Title 3 of Part 3 of the Code of Civil Procedure, notwithstanding Section 1141.11 of that code. The Civil Discovery Act of 1986, (Article 3 (commencing with Section 2016) of Chapter 3 of Title 3 of part 4 of the Code of Civil Procedure) shall apply to any proceeding brought under this subdivision consistent with the rules pertaining to judicial arbitration.

25.8.1.8 The District shall not fail to pay money as to any portion of a Claim which is undisputed except as otherwise provided in the Contract Documents. In any suit filed pursuant to this section, the District shall pay interest due at the legal rate on any arbitration award or judgment. Interest shall begin to accrue on the date the suit is filed in a court of law.

25.8.2 Contractor shall bind its Subcontractors to the provisions of this Section and will hold the District harmless against disputes by Subcontractors.

25.9 Claim Procedure Compliance

25.9.1 Failure to submit and administer claims as required in Article 25 shall waive Contractor’s right to claim on any specific issues not included in a timely submitted claim. Claim(s) not raised in a timely protest and timely claim submitted under this Article 25 may not be asserted in any subsequent litigation, Government Code Claim, or legal action.

25.9.2 District shall not be deemed to waive any provision under this Article 25, if at District’s sole discretion, a claim is administered in a manner not in accord with this Article 25. Waivers or modifications of this Article 25 may only be made by a signed change order approved as to form by legal counsel for both District and Contractor; oral or implied modifications shall be ineffective.

25.10 Claim Resolution Non-Applicability

25.10.1 The procedures for dispute and claim resolutions set forth in this Article shall not apply to the following:

25.10.1.1 Personal injury, wrongful death or property damage claims;

25.10.1.2 Latent defect or breach of warranty or guarantee to repair;

25.10.1.3 Stop payment notices;

25.10.1.4 District’s rights set forth in the Article on Suspension and Termination;

25.10.1.5 Disputes arising out of labor compliance enforcement by the Department of Industrial Relations; or

25.10.1.6 District rights and obligations as a public entity set forth in applicable statutes; provided, however, that penalties imposed against a public entity by statutes, including, but not limited to, Public Contract Code sections 20104.50 and 7107, shall be subject to the Claim Resolution requirements provided in this Article.

25.11 Attorney’s Fees

25.11.1 Should litigation be necessary to enforce any terms or provisions of this Agreement, then each party shall bear its own litigation and collection expenses, witness fees, court costs, and attorney’s fees.

26. STATE LABOR, WAGE & HOUR, APPRENTICE, AND RELATED PROVISIONS

26.1 Labor Compliance and Enforcement

Since this Project is subject to labor compliance and enforcement by the Department of Industrial Relations (“DIR”), Contractor specifically acknowledges and understands that it shall perform the Work of this Agreement while complying with all the applicable provisions of Division 2, Part 7, Chapter 1, of the Labor Code and Title 8 of the California Code of Regulations, including, without limitation, the requirement that the Contractor and all Subcontractors shall timely furnish complete and accurate electronic certified

payroll records directly to the DIR. The District may not issue payment if this requirement is not met.

26.2 Wage Rates, Travel, and Subsistence

26.2.1 Pursuant to the provisions of Article 2 (commencing at section 1770), Chapter 1, Part 7, Division 2, of the Labor Code, the general prevailing rate of per diem wages and the general prevailing rate for holiday and overtime work in the locality in which this public work is to be performed for each craft, classification, or type of worker needed to execute this Contract are on file at the District's principal office and copies will be made available to any interested party on request. Contractor shall obtain and post a copy of these wage rates at the job site.

26.2.2 Holiday and overtime work, when permitted by law, shall be paid for at the general prevailing rate of per diem wages for holiday and overtime work on file with the Director of the Department of Industrial Relations, unless otherwise specified. The holidays upon which those rates shall be paid need not be specified by the District, but shall be all holidays recognized in the applicable collective bargaining agreement. If the prevailing rate is not based on a collectively bargained rate, the holidays upon which the prevailing rate shall be paid shall be as provided in Section 6700 of the Government Code.

26.2.3 Contractor shall pay and shall cause to be paid each worker engaged in Work on the Project the general prevailing rate of per diem wages determined by the Director of the Department of Industrial Relations, regardless of any contractual relationship which may be alleged to exist between Contractor or any Subcontractor and such workers.

26.2.4 If during the period this bid is required to remain open, the Director of the Department of Industrial Relations determines that there has been a change in any prevailing rate of per diem wages in the locality in which the Work under the Contract is to be performed, such change shall not alter the wage rates in the Notice to Bidders or the Contract subsequently awarded.

26.2.5 Pursuant to Labor Code section 1775, Contractor shall, as a penalty to District, forfeit the statutory amount (believed by the District to be currently up to two hundred dollars (\$200) for each calendar day, or portion thereof, for each worker paid less than the prevailing rates, determined by the District and/or the Director, for the work or craft in which that worker is employed for any public work done under Contract by Contractor or by any Subcontractor under it. The difference between such prevailing wage rates and the amount paid to each worker for each calendar day or portion thereof for which each worker was paid less than the prevailing wage rate shall be paid to each worker by Contractor.

26.2.6 Any worker employed to perform Work on the Project, which Work is not covered by any classification listed in the general prevailing wage rate of per diem wages determined by the Director, shall be paid not less than the minimum rate of wages specified therein for the classification which most nearly corresponds to Work to be performed by him, and such minimum wage rate shall be retroactive to time of initial employment of such person in such classification.

26.2.7 Pursuant to Labor Code section 1773.1, per diem wages are deemed to include employer payments for health and welfare, pension, vacation, travel time,

subsistence pay, and apprenticeship or other training programs authorized by Labor Code section 3093, and similar purposes.

26.2.8 Contractor shall post at appropriate conspicuous points on the Site of Project, a schedule showing all determined minimum wage rates and all authorized deductions, if any, from unpaid wages actually earned. In addition, Contractor shall post a sign-in log for all workers and visitors to the Site, a list of all subcontractors of any tier on the Site, and the required Equal Employment Opportunity poster(s).

26.3 Hours of Work

26.3.1 As provided in article 3 (commencing at section 1810), chapter 1, part 7, division 2, of the Labor Code, eight (8) hours of labor shall constitute a legal day's work. The time of service of any worker employed at any time by Contractor or by any Subcontractor on any subcontract under this Contract upon the Work or upon any part of the Work contemplated by this Contract shall be limited and restricted by Contractor to eight (8) hours per day, and forty (40) hours during any one week, except as hereinafter provided. Notwithstanding the provisions hereinabove set forth, Work performed by employees of Contractor in excess of eight (8) hours per day and forty (40) hours during any one week, shall be permitted upon this public work upon compensation for all hours worked in excess of eight (8) hours per day at not less than one and one-half times the basic rate of pay.

26.3.2 Contractor shall keep and shall cause each Subcontractor to keep an accurate record showing the name of and actual hours worked each calendar day and each calendar week by each worker employed by Contractor in connection with the Work or any part of the Work contemplated by this Contract. The record shall be kept open at all reasonable hours to the inspection of District and to the Division of Labor Standards Enforcement of the DIR.

26.3.3 Pursuant to Labor Code section 1813, Contractor shall as a penalty to the District forfeit the statutory amount (believed by the District to be currently twenty-five dollars (\$25)) for each worker employed in the execution of this Contract by Contractor or by any Subcontractor for each calendar day during which such worker is required or permitted to work more than eight (8) hours in any one calendar day and forty (40) hours in any one calendar week in violation of the provisions of article 3 (commencing at section 1810), chapter 1, part 7, division 2, of the Labor Code.

26.3.4 Any Work necessary to be performed after regular working hours, or on Sundays or other holidays shall be performed without additional expense to the District.

26.4 Payroll Records

26.4.1 Contractor shall upload, and shall cause each Subcontractor performing any portion of the Work under this Contract to upload, an accurate and complete certified payroll record ("CPR") electronically using DIR's eCPR System by uploading the CPRs by electronic XML file or entering each record manually using the DIR's iform (or current form) online on no less than every 14 days while Work is being performed and within 30 days after the final day of Work performed on the Project and within ten (10) days of any request by the District or Labor Commissioner at <http://www.dir.ca.gov/Public-Works/Certified-Payroll-Reporting.html> or current application and URL, showing the name, address, social security number, work

classification, straight-time, and overtime hours worked each day and week, and the actual per diem wages paid to each journeyman, apprentice, worker, or other employee employed by the Contractor and/or each Subcontractor in connection with the Work.

26.4.1.1 The CPRs enumerated hereunder shall be filed directly with the DIR on a weekly basis or to the requesting party, whether the District or DIR, within ten (10) days after receipt of each written request. The CPRs from the Contractor and each Subcontractor for each week shall be provided on or before Wednesday of the week following the week covered by the CPRs. District may not make any payment to Contractor until:

26.4.1.1.1 Contractor and/or its Subcontractor(s) provide CPRs acceptable to the DIR; and

26.4.1.1.2 Any delay in Contractor and/or its Subcontractor(s) providing CPRs to the DIR in a timely manner may directly delay Contractor's payment.

26.4.2 All CPRs shall be available for inspection at all reasonable hours at the principal office of Contractor on the following basis:

26.4.2.1 A certified copy of an employee's CPR shall be made available for inspection or furnished to the employee or his/her authorized representative on request.

26.4.2.2 CPRs shall be made available for inspection or furnished upon request to a representative of District, Division of Labor Standards Enforcement, Division of Apprenticeship Standards, and/or the DIR.

26.4.2.3 CPRs shall be made available upon request by the public for inspection or copies thereof made; provided, however, that a request by the public shall be made through the District, Division of Apprenticeship Standards, or the Division of Labor Standards Enforcement. If the requested CPRs have not been provided pursuant to the provisions herein, the requesting party shall, prior to being provided the records, reimburse the costs of preparation by Contractor, Subcontractors, and the entity through which the request was made. The public shall not be given access to the records at the principal office of Contractor.

26.4.3 Any copy of records made available for inspection as copies and furnished upon request to the public or any public agency by District, Division of Apprenticeship Standards, or Division of Labor Standards Enforcement shall be marked or obliterated in such a manner as to prevent disclosure of an individual's name, address, and social security number. The name and address of Contractor awarded Contract or performing Contract shall not be marked or obliterated.

26.4.4 Contractor shall inform District of the location of the records enumerated hereunder, including the street address, city, and county, and shall, within five (5) working days, provide a notice of change of location and address.

26.4.5 In the event of noncompliance with the requirements of this section, Contractor shall have ten (10) days in which to comply subsequent to receipt of written notice specifying in what respects Contractor must comply with this section. Should noncompliance still be evident after the ten (10) day period, Contractor shall,

as a penalty to District, forfeit up to one hundred dollars (\$100) for each calendar day, or portion thereof, for each worker, until strict compliance is effectuated. Upon the request of the Labor Commissioner, these penalties shall be withheld from progress payments then due.

26.4.6 [RESERVED]

26.5 [RESERVED]

26.6 Apprentices

26.6.1 Contractor acknowledges and agrees that, if this Contract involves a dollar amount greater than, or a number of working days greater than that specified in Labor Code section 1777.5, then this Contract is governed by the provisions of Labor Code Section 1777.5. It shall be the responsibility of Contractor to ensure compliance with this Article and with Labor Code section 1777.5 for all apprenticeship occupations.

26.6.2 Apprentices of any crafts or trades may be employed and, when required by Labor Code section 1777.5, shall be employed provided they are properly registered in full compliance with the provisions of the Labor Code.

26.6.3 Every such apprentice shall be paid the standard wage paid to apprentices under the regulations of the craft or trade at which he/she is employed, and shall be employed only at the work of the craft or trade to which she/he is registered.

26.6.4 Only apprentices, as defined in section 3077 of the Labor Code, who are in training under apprenticeship standards and written apprentice agreements under chapter 4 (commencing at section 3070), division 3, of the Labor Code, are eligible to be employed. The employment and training of each apprentice shall be in accordance with the provisions of the apprenticeship standards and apprentice agreements under which he/she is training.

26.6.5 Pursuant to Labor Code section 1777.5, if that section applies to this Contract as indicated above, Contractor and any Subcontractors employing workers in any apprenticeable craft or trade in performing any Work under this Contract shall apply to the applicable joint apprenticeship committee for a certificate approving the Contractor or Subcontractor under the applicable apprenticeship standards and fixing the ratio of apprentices to journeymen employed in performing the Work.

26.6.6 Pursuant to Labor Code section 1777.5, if that section applies to this Contract as indicated above, Contractor and any Subcontractor may be required to make contributions to the apprenticeship program.

26.6.7 If Contractor or Subcontractor willfully fails to comply with Labor Code section 1777.5, then, upon a determination of noncompliance by the Administrator of Apprenticeship, it shall:

26.6.7.1 Be denied the right to bid on any subsequent project for one (1) year from the date of such determination;

26.6.7.2 Forfeit as a penalty to District the full amount as stated in Labor Code section 1777.7. Interpretation and enforcement of these provisions shall be in

accordance with the rules and procedures of the California Apprenticeship Council and under the authority of the Chief of the Division of Apprenticeship Standards.

26.6.8 Contractor and all Subcontractors shall comply with Labor Code section 1777.6, which section forbids certain discriminatory practices in the employment of apprentices.

26.6.9 Contractor shall become fully acquainted with the law regarding apprentices prior to commencement of the Work. Special attention is directed to sections 1777.5, 1777.6, and 1777.7 of the Labor Code, and title 8, California Code of Regulations, section 200 et seq. Questions may be directed to the State Division of Apprenticeship Standards, 455 Golden Gate Avenue, 9th floor, San Francisco, California 94102.

26.7 Non-Discrimination

26.7.1 Contractor herein agrees to comply with the provisions of the California Fair Employment and Housing Act as set forth in part 2.8 of division 3 of the California Government Code, commencing at section 12900; the Federal Civil Rights Act of 1964, as set forth in Public Law 88-352, and all amendments thereto; Executive Order 11246; and all administrative rules and regulations found to be applicable to Contractor and Subcontractor.

26.7.2 Special requirements for Federally Assisted Construction Contracts: During the performance of this Contract, Contractor agrees to incorporate in all subcontracts the provisions set forth in Chapter 60-1.4(b) of Title 41 published in Volume 33 No. 104 of the Federal Register dated May 28, 1968.

26.8 Labor First Aid

Contractor shall maintain emergency first aid treatment for Contractor's workers on the Project which complies with the Federal Occupational Safety and Health Act of 1970 (29 U.S.C. § 651 et seq.) and the California Occupational Safety and Health Act of 1973 (Lab. Code, § 6300 et seq.; 8 Cal. Code of Regs., § 330 et seq.).

27. [RESERVED]

28. MISCELLANEOUS

28.1 Assignment of Antitrust Actions

28.1.1 Section 7103.5(b) of the Public Contract Code states:

In entering into a public works contract or subcontract to supply goods, services, or materials pursuant to a public works contract, the Contractor or subcontractor offers and agrees to assign to the awarding body all rights, title, and interest in and to all causes of action it may have under Section 4 of the Clayton Act (15 U.S.C. Sec. 15) or under the Cartwright Act (Chapter 2 (commencing with Section 16700) of Part 2 of Division 7 of the Business and Professions Code), arising from purchases of goods, which assignment shall be made and become effective at the time the awarding body tenders final payment to the Contractor, without further acknowledgment by the parties.

28.1.2 Section 4552 of the Government Code states:

In submitting a bid to a public purchasing body, the bidder offers and agrees that if the bid is accepted, it will assign to the purchasing body all rights, title, and interest in and to all causes of action it may have under Section 4 of the Clayton Act (15 U.S.C. Sec. 15) or under the Cartwright Act (Chapter 2 (commencing with Section 16700) of Part 2 of Division 7 of the Business and Professions Code), arising from purchases of goods, materials, or services by the bidder for sale to the purchasing body pursuant to the bid. Such assignment shall be made and become effective at the time the purchasing body tenders final payment to the bidder.

28.1.3 Section 4553 of the Government Code states:

If an awarding body or public purchasing body receives, either through judgment or settlement, a monetary recovery for a cause of action assigned under this chapter, the assignor shall be entitled to receive reimbursement for actual legal costs incurred and may, upon demand, recover from the public body any portion of the recovery, including treble damages, attributable to overcharges that were paid by the assignor but were not paid by the public body as part of the bid price, less the expenses incurred in obtaining that portion of the recovery.

28.1.4 Section 4554 of the Government Code states:

Upon demand in writing by the assignor, the assignee shall, within one year from such demand, reassign the cause of action assigned under this part if the assignor has been or may have been injured by the violation of law for which the cause of action arose and (a) the assignee has not been injured thereby, or (b) the assignee declines to file a court action for the cause of action.

28.1.5 Under this Article, "public purchasing body" is District and "bidder" is Contractor.

28.2 **Excise Taxes**

If, under Federal Excise Tax Law, any transaction hereunder constitutes a sale on which a Federal Excise Tax is imposed and the sale is exempt from such Federal Excise Tax because it is a sale to a State or Local Government for its exclusive use, District, upon request, will execute documents necessary to show (1) that District is a political subdivision of the State for the purposes of such exemption, and (2) that the sale is for the exclusive use of District. No Federal Excise Tax for such materials shall be included in any Contract Price.

28.3 **Taxes**

Contract Price is to include any and all applicable sales taxes or other taxes that may be due in accordance with section 7051 et seq. of the Revenue and Taxation Code, Regulation 1521 of the State Board of Equalization or any other tax code that may be applicable.

28.4 **Shipments**

Contractor is responsible for any or all damage or loss to shipments until delivered and accepted on Site, as indicated in the Contract Documents. There must be no charge for

containers, packing, unpacking, drayage, or insurance. The total Contract Price shall be all inclusive (including sales tax) and no additional costs of any type will be considered.

28.5 Compliance with Government Reporting Requirements

If this Contract is subject to federal or other governmental reporting requirements because of federal or other governmental financing in whole or in part for the Project of which it is part, or for any other reason, Contactor shall comply with those reporting requirements at the request of the District at no additional cost.

END OF DOCUMENT

HAZARDOUS MATERIALS
PROCEDURES & REQUIREMENTS

1. Summary

This document includes information applicable to hazardous materials and hazardous waste abatement.

2. Notice of Hazardous Waste or Materials

- a. Contractor shall give notice in writing to the District, the Construction Manager, and the Architect promptly, before any of the following materials are disturbed, and in no event later than twenty-four (24) hours after first observance, of any:
 - (1) Material that Contractor believes may be a material that is hazardous waste or hazardous material, as defined in section 25117 of the Health and Safety Code, that is required to be removed to a Class I, Class II, or Class III disposal site in accordance with provisions of existing law;
 - (2) Other material that may present a substantial danger to persons or property exposed thereto in connection with Work at the site.
- b. Contractor's written notice shall indicate whether the hazardous waste or material was shown or indicated in the Contract Documents to be within the scope of Work, and whether the materials were brought to the site by Contractor, its Subcontractors, suppliers, or anyone else for whom Contractor is responsible. As used in this section the term "hazardous materials" shall include, without limitation, asbestos, lead, Polychlorinated biphenyl (PCB), petroleum and related hydrocarbons, and radioactive material.
- c. In response to Contractor's written notice, the District shall investigate the identified conditions.
- d. If the District determines that conditions do not involve hazardous materials or that no change in terms of Contract is justified, the District shall so notify Contractor in writing, stating reasons. If the District and Contractor cannot agree on whether conditions justify an adjustment in Contract Price or Contract Time, or on the extent of any adjustment, Contractor shall proceed with the Work as directed by the District.
- e. If after receipt of notice from the District, Contractor does not agree to resume Work based on a reasonable belief it is unsafe, or does not agree to resume Work under special conditions, then District may order such portion of Work that is in connection with such hazardous condition or such affected area to be deleted from the Work, or performed by others, or District may invoke its rights to terminate the Contract in whole or in part. District will determine entitlement to or the amount or extent of an adjustment, if any, in Contract Price or Contract Time as a result of deleting such portion of Work, or performing the Work by others.

- f. If Contractor stops Work in connection with any hazardous condition and in any area affected thereby, Contractor shall immediately redeploy its workers, equipment, and materials, as necessary, to other portions of the Work to minimize delay and disruption.

3. Additional Warranties and Representations

- a. Contractor represents and warrants that it, its employees, and its subcontractors and their employees, shall at all times have the required levels of familiarity with the Site and the Work, training, and ability to comply fully with all applicable laws and contractual requirements for safe and expeditious performance of the Work, including whatever training is or may be required regarding the activities to be performed (including, but not limited to, all training required to address adequately the actual or potential dangers of Contract performance).
- b. Contractor represents and warrants that it, its employees, and its subcontractors and their employees, shall at all times have and maintain in good standing any and all certifications and licenses required by applicable federal, state, and other governmental and quasi-governmental requirements applicable to the Work.
- c. Contractor represents and warrants that it has studied carefully all requirements of the Specifications regarding procedures for demolition, hazardous waste abatement, or safety practices, specified in the Contract, and prior to submitting its bid, has either (a) verified to its satisfaction that the specified procedures are adequate and sufficient to achieve the results intended by the Contract Documents, or (b) by way of approved "or equal" request or request for clarification and written Addenda, secured changes to the specified procedures sufficient to achieve the results intended by the Contract Documents. Contractor accepts the risk that any specified procedure will result in a completed Project in full compliance with the Contract Documents.

4. Monitoring and Testing

- a. District reserves the right, in its sole discretion, to conduct air monitoring, earth monitoring, Work monitoring, and any other tests (in addition to testing required under the agreement or applicable law), to monitor Contract requirements of safe and statutorily compliant work methods and (where applicable) safe re-entry level air standards under state and federal law upon completion of the job, and compliance of the work with periodic and final inspection by public and quasi-public entities having jurisdiction.
- b. Contractor acknowledges that District has the right to perform, or cause to be performed, various activities and tests including, but not limited to, pre-abatement, during abatement, and post-abatement air monitoring, that District shall have no obligation to perform said activities and tests, and that a portion of said activities and tests may take place prior to the completion of the Work by Contractor. In the event District elects to perform these activities and tests, Contractor shall afford District ample access to the Site and all areas of the Work as may be necessary for the performance of these activities and tests. Contractor will include the potential impact of these

activities or tests by District in the Contract Price and the Scheduled Completion Date.

- c. Notwithstanding District's rights granted by this paragraph, Contractor may retain its own industrial hygiene consultant at Contractor's own expense and may collect samples and may perform tests including, but not limited to, pre-abatement, during abatement, and post-abatement personal air monitoring, and District reserves the right to request documentation of all such activities and tests performed by Contractor relating to the Work and Contractor shall immediately provide that documentation upon request.

5. Compliance with Laws

- a. Contractor shall perform safe, expeditious, and orderly work in accordance with the best practices and the highest standards in the hazardous waste abatement, removal, and disposal industry, the applicable law, and the Contract Documents, including, but not limited to, all responsibilities relating to the preparation and return of waste shipment records, all requirements of the law, delivering of all requisite notices, and obtaining all necessary governmental and quasi-governmental approvals.
- b. Contractor represents that it is familiar with and shall comply with all laws applicable to the Work or completed Work including, but not limited to, all federal, state, and local laws, statutes, standards, rules, regulations, and ordinances applicable to the Work relating to:
 - (1) The protection of the public health, welfare and environment;
 - (2) Storage, handling, or use of asbestos, PCB, lead, petroleum based products, radioactive material, or other hazardous materials;
 - (3) The generation, processing, treatment, storage, transport, disposal, destruction, or other management of asbestos, PCB, lead, petroleum, radioactive material, or hazardous waste materials or other waste materials of any kind; and
 - (4) The protection of environmentally sensitive areas such as wetlands and coastal areas.

6. Disposal

- a. Contractor has the sole responsibility for determining current waste storage, handling, transportation, and disposal regulations for the job Site and for each waste disposal facility. Contractor must comply fully at its sole cost and expense with these regulations and any applicable law. District may, but is not obligated to, require submittals with this information for it to review consistent with the Contract Documents.
- b. Contractor shall develop and implement a system acceptable to District to track hazardous waste from the Site to disposal, including appropriate "Hazardous Waste Manifests" on the EPA form, so that District may track the volume of waste it put in each landfill and receive from each landfill a certificate of receipt.

- c. Contractor shall provide District with the name and address of each waste disposal facility prior to any disposal, and District shall have the express right to reject any proposed disposal facility. Contractor shall not use any disposal facility to which District has objected. Contractor shall document actual disposal or destruction of waste at a designated facility by completing a disposal certificate or certificate of destruction forwarding the original to the District.

7. Permits

- a. Before performing any of the Work, and at such other times as may be required by applicable law, Contractor shall deliver all requisite notices and obtain the approval of all governmental and quasi-governmental authorities having jurisdiction over the Work. Contractor shall submit evidence satisfactory to District that it and any disposal facility:
 - (1) have obtained all required permits, approvals, and the like in a timely manner both prior to commencement of the Work and thereafter as and when required by applicable law; and
 - (2) are in compliance with all such permits, approvals and the regulations.

For example, before commencing any work in connection with the Work involving asbestos-containing materials, or PCBs, or other hazardous materials subject to regulation, Contractor agrees to provide the required notice of intent to renovate or demolish to the appropriate state or federal agency having jurisdiction, by certified mail, return receipt requested, or by some other method of transmittal for which a return receipt is obtained, and to send a copy of that notice to District. Contractor shall not conduct any Work involving asbestos-containing materials or PCBs unless Contractor has first confirmed that the appropriate agency having jurisdiction is in receipt of the required notification. All permits, licenses, and bonds that are required by governmental or quasi-governmental authorities, and all fees, deposits, tap fees, offsite easements, and asbestos and PCB disposal facilities expenses necessary for the prosecution of the Work, shall be procured and paid for by Contractor. Contractor shall give all notices and comply with all the applicable laws bearing on the conduct of the Work as drawn and specified. If Contractor observes or reasonably should have observed that Plans and Specifications and other Contract Documents are at variance therewith, it shall be responsible for promptly notifying District in writing of such fact. If Contractor performs any Work contrary to applicable laws, it shall bear all costs arising therefrom.

- b. In the case of any permits or notices held in District's name or of necessity to be made in District's name, District shall cooperate with Contractor in securing the permit or giving the notice, but the Contractor shall prepare for District review and execution upon approval, all necessary applications, notices, and other materials.

8. Indemnification

To the fullest extent permitted by law, the indemnities and limitations of liability expressed throughout the Contract Documents apply with equal force and effect to any claims or liabilities imposed or existing by virtue of the removal, abatement, and disposal of hazardous waste. This includes, but is not limited to, liabilities connected to the selection and use of a waste disposal facility, a waste transporter, personal injury, property damage, loss of use of property, damage to the environment or natural resources, or "disposal" and "release" of materials associated with the Work (as defined in 42 U.S.C. § 9601 *et seq.*).

9. Termination

District shall have an absolute right to terminate for default immediately without notice and without an opportunity to cure should Contractor knowingly or recklessly commit a material breach of the terms of the Contract Documents, or any applicable law, on any matter involving the exposure of persons or property to hazardous waste. However, if the breach of contract exposing persons or property to hazardous waste is due solely to an ordinary, unintentional, and non-reckless failure to exercise reasonable care, then the procedures for termination for cause shall apply without modification.

END OF DOCUMENT

SUMMARY OF WORK

PART 1 - GENERAL

1.01 RELATED DOCUMENTS AND PROVISIONS

All Contract Documents should be reviewed for applicable provisions related to the provisions in this document, including without limitation:

- A. General Conditions, including, without limitation, Site Access Conditions and Requirements;
- B. Special Conditions.

1.02 SUMMARY OF WORK COVERED BY CONTRACT DOCUMENTS

- A. The Work of this Contract consists of the following:

Construction of (1) Wellness Center, (1) Parent Center and (2) Transitional Kindergarten Classrooms which includes but is not limited to demolition, grading, site utilities, asphalt, concrete, electrical, fire alarm and communication.

1.03 CONTRACTS

- A. Perform the Work under a single, fixed-price Contract.

1.04 WORK BY OTHERS

- A. Work on the Project that will be performed and completed prior to the start of the Work of this Contract:

NONE

- B. Work on the Project that will be performed by others concurrent with the Work of this Contract:

NONE

1.05 CODES, REGULATIONS, AND STANDARDS

- A. The codes, regulations, and standards adopted by the state and federal agencies having jurisdiction shall govern minimum requirements for this Project. Where codes, regulations, and standards conflict with the Contract Documents, these conflicts shall be brought to the immediate attention of the District and the Architect.
- B. Codes, regulations, and standards shall be as published effective as of date of bid opening, unless otherwise specified or indicated.

1.06 PROJECT RECORD DOCUMENTS

- A. Contractor shall maintain on Site one set of the following record documents; Contractor shall record actual revisions to the Work:
 - (1) Contract Drawings.
 - (2) Specifications.
 - (3) Addenda.
 - (4) Change Orders and other modifications to the Contract.
 - (5) Reviewed shop drawings, product data, and samples.
 - (6) Field test records.
 - (7) Inspection certificates.
 - (8) Manufacturer's certificates.
- B. Contractor shall store Record Documents separate from documents used for construction. Provide files, racks, and secure storage for Record Documents and samples.
- C. Contractor shall record information concurrent with construction progress.
- D. Specifications: Contractor shall legibly mark and record at each product section of the Specifications the description of the actual product(s) installed, including the following:
 - (1) Manufacturer's name and product model and number.
 - (2) Product substitutions or alternates utilized.
 - (3) Changes made by Addenda and Change Orders and written directives.

1.07 EXAMINATION OF EXISTING CONDITIONS

- A. Contractor shall be held to have examined the Project Site and acquainted itself with the conditions of the Site and of the streets or roads approaching the Site.
- B. Prior to commencement of Work, Contractor shall survey the Site and existing buildings and improvements to observe existing damage and defects such as cracks, sags, broken, missing or damaged glazing, other building elements and Site improvements, and other damage.
- C. Should Contractor observe cracks, sags, and other damage to and defects of the Site and adjacent buildings, paving, and other items not indicated in the Contract Documents, Contractor shall immediately report same to the District and the Architect.

1.08 CONTRACTOR'S USE OF PREMISES

- A. If unoccupied and only with District's prior written approval, Contractor may use the building(s) at the Project Site without limitation for its operations, storage, and office facilities for the performance of the Work. If the District chooses to beneficially occupy any building(s), Contractor must obtain the District's written approval for Contractor's use of spaces and types of operations to be performed within the building(s) while so occupied. Contractor's access to the building(s) shall be limited to the areas indicated.
- B. If the space at the Project Site is not sufficient for Contractor's operations, storage, office facilities and/or parking, Contractor shall arrange and pay for any additional facilities needed by Contractor.
- C. Contractor shall not interfere with use of or access to occupied portions of the building(s) or adjacent property.
- D. Contractor shall maintain corridors, stairs, halls, and other exit-ways of building clear and free of debris and obstructions at all times.
- E. No one other than those directly involved in the demolition and construction, or specifically designated by the District or the Architect shall be permitted in the areas of work during demolition and construction activities.
- F. The Contractor shall install the construction fence and maintain that it will be locked when not in use. Keys to this fencing will be provided to the District.

1.09 PROTECTION OF EXISTING STRUCTURES AND UTILITIES

- A. The Drawings show above-grade and below-grade structures, utility lines, and other installations that are known or believed to exist in the area of the Work. Contractor shall locate these existing installations before proceeding with excavation and other operations that could damage same; maintain them in service, where appropriate; and repair damage to them caused by the performance of the Work. Should damage occur to these existing installations, the costs of repair shall be at the Contractor's expense and made to the District's satisfaction.
- B. Contractor shall be alert to the possibility of the existence of additional structures and utilities. If Contractor encounters additional structures and utilities, Contractor will immediately report to the District for disposition of same as indicated in the General Conditions.

1.10 UTILITY SHUTDOWNS AND INTERRUPTIONS

- A. Contractor shall give the District a minimum of three (3) days written notice in advance of any need to shut off existing utility services or to effect equipment interruptions. The District will set exact time and duration for shutdown, and will assist Contractor with shutdown. Work required to re-establish utility services shall be performed by the Contractor.

- B. Contractor shall obtain District's written approval as indicated in the General Conditions in advance of deliveries of material or equipment or other activities that may conflict with District's use of the building(s) or adjacent facilities.

1.11 STRUCTURAL INTEGRITY

- A. Contractor shall be responsible for and supervise each operation and work that could affect structural integrity of various building elements, both permanent and temporary.
- B. Contractor shall include structural connections and fastenings as indicated or required for complete performance of the Work.

PART 2 – PRODUCTS Not Used.

PART 3 – EXECUTION Not Used.

END OF DOCUMENT

PRODUCT OPTIONS AND SUBSTITUTIONS

PART 1 - GENERAL

1.01 RELATED DOCUMENTS AND PROVISIONS

All Contract Documents should be reviewed for applicable provisions related to the provisions in this document, including without limitation:

- A. Instructions to Bidders;
- B. General Conditions, including, without limitation, Substitutions For Specified Items; and
- C. Special Conditions.

1.02 SUBSTITUTIONS OF MATERIALS AND EQUIPMENT

- A. Catalog numbers and specific brands or trade names followed by the designation "or equal" are used in conjunction with material and equipment required by the Specifications to establish the standards of quality, utility, and appearance required. Substitutions which are equal in quality, utility, and appearance to those specified may be reviewed subject to the provisions of the General Conditions.
- B. Wherever more than one manufacturer's product is specified, the first-named product is the basis for the design used in the work and the use of alternative-named manufacturers' products or substitutes may require modifications in that design. If such alternatives are proposed by Contractor and are approved by the District and/or the Architect, Contractor shall assume all costs required to make necessary revisions and modifications of the design resulting from the substitutions requested by the Contractor.
- C. When materials and equipment are specified by first manufacturer's name and product number, second manufacturer's name and "or approved equal," supporting data for the second product, if proposed by Contractor, shall be submitted in accordance with the requirements for substitutions. The District's Board has found and determined that certain item(s) shall be used on this Project based on the purpose(s) indicated pursuant to Public Contract Code section 3400(c). These findings, as well as the products and brand or trade names, have been identified in the Notice to Bidders.
- D. The Contractor will not be allowed to substitute specified items unless the request for substitution is submitted as follows:
 - (1) District must receive any notice of request for substitution of a specified item a minimum of ten (10) calendar days prior to bid opening.

- (2) Within 35 days after the date of the Notice of Award, the Contractor shall submit data substantiating the request(s) for all substitution(s) containing sufficient information to assess acceptability of product or system and impact on Project, including, without limitation, the requirements specified in the Special Conditions and the technical Specifications. Insufficient information shall be grounds for rejection of substitution.
- E. If the District and/or Architect, in reviewing proposed substitute materials and equipment, require revisions or corrections to be made to previously accepted Shop Drawings and supplemental supporting data to be resubmitted, Contractor shall promptly do so. If any proposed substitution is judged by the District and/or Architect to be unacceptable, the specified material or equipment shall be provided.
- F. Samples may be required. Tests required by the District and/or Architect for the determination of quality and utility shall be made at the expense of Contractor, with acceptance of the test procedure first given by the District.
- G. In reviewing the supporting data submitted for substitutions, the District and/or Architect will use for purposes of comparison all the characteristics of the specified material or equipment as they appear in the manufacturer's published data even though all the characteristics may not have been particularly mentioned in the Contract Documents. If more than two (2) submissions of supporting data are required, the cost of reviewing the additional supporting data shall be borne by Contractor, and the District will deduct the costs from the Contract Price. The Contractor shall be responsible for any re-design costs occasioned by District's acceptance and/or approval of any substitute.
- H. The Contractor shall, in the event that a substitute is less costly than that specified, credit the District with one hundred percent (100%) of the net difference between the substitute and the originally specified material. In this event, the Contractor agrees to execute a deductive Change Order to reflect that credit. In the event Contractor furnishes a material, process, or article more expensive than that specified, the difference in the cost of that material, process, or article so furnished shall be borne by Contractor.
- I. In no event shall the District be liable for any increase in Contract Price or Contract Time due to any claimed delay in the evaluation of any proposed substitute or in the acceptance or rejection of any proposed substitute.

PART 2 – PRODUCTS Not Used.

PART 3 – EXECUTION Not Used.

END OF DOCUMENT

DOCUMENT 01 26 00

CHANGES IN THE WORK

CONTRACTOR SHALL COMPLY WITH ALL APPLICABLE PROVISIONS IN THE AGREEMENT, GENERAL CONDITIONS, AND SPECIAL CONDITIONS, IF USED, RELATED TO CHANGES AND/OR REQUESTS FOR CHANGES.

END OF DOCUMENT

DOCUMENT 01 29 00

**APPLICATION FOR PAYMENT AND
CONDITIONAL AND UNCONDITIONAL WAIVER AND RELEASE FORMS**

**CONTRACTOR SHALL COMPLY WITH ALL PROVISIONS IN THE GENERAL
CONDITIONS RELATED TO APPLICATIONS FOR PAYMENT AND/OR PAYMENTS.**

BAKERSFIELD CITY SCHOOL DISTRICT

**APPLICATION FOR PAYMENT AND
CONDITIONAL AND UNCONDITIONAL
WAIVER AND RELEASE FORMS
DOCUMENT 01 29 00-1**

**CONDITIONAL WAIVER AND RELEASE
ON PROGRESS PAYMENT
(CIVIL CODE SECTION 8132)**

NOTICE: THIS DOCUMENT WAIVES THE CLAIMANT'S LIEN, STOP PAYMENT NOTICE, AND PAYMENT BOND RIGHTS EFFECTIVE ON RECEIPT OF PAYMENT. A PERSON SHOULD NOT RELY ON THIS DOCUMENT UNLESS SATISFIED THAT THE CLAIMANT HAS RECEIVED PAYMENT.

Name of Claimant: _____

Name of Customer: _____

Job Location: _____

Owner: _____

Through Date: _____

Conditional Waiver and Release

This document waives and releases lien, stop payment notice, and payment bond rights the claimant has for labor and service provided, and equipment and material delivered, to the customer on this job through the Through Date of this document. Rights based upon labor or service provided, or equipment or material delivered, pursuant to a written change order that has been fully executed by the parties prior to the date that this document is signed by the claimant, are waived and released by this document, unless listed as an Exception below. This document is effective only on the claimant's receipt of payment from the financial institution on which the following check is drawn:

Maker of Check: _____

Amount of Check: \$_____

Check Payable to: _____

Exceptions

This document does not affect any of the following:

- (1) Retentions.
- (2) Extras for which the claimant has not received payment.
- (3) The following progress payments for which the claimant has previously given a conditional waiver and release but has not received payment:

Date(s) of waiver and release: _____

Amount(s) of unpaid progress payment(s): \$_____

BAKERSFIELD CITY SCHOOL DISTRICT

**APPLICATION FOR PAYMENT AND
CONDITIONAL AND UNCONDITIONAL
WAIVER AND RELEASE FORMS
DOCUMENT 01 29 00-2**

- (4) Contract rights, including (A) a right based on rescission, abandonment, or breach of contract, and (B) the right to recover compensation for work not compensated by the payment.

Claimant's Signature: _____

Claimant's Title: _____

Date of Signature: _____

**UNCONDITIONAL WAIVER AND RELEASE
ON PROGRESS PAYMENT
(CIVIL CODE SECTION 8134)**

NOTICE TO CLAIMANT: THIS DOCUMENT WAIVES AND RELEASES LIEN, STOP PAYMENT NOTICE, AND PAYMENT BOND RIGHTS UNCONDITIONALLY AND STATES THAT YOU HAVE BEEN PAID FOR GIVING UP THOSE RIGHTS. THIS DOCUMENT IS ENFORCEABLE AGAINST YOU IF YOU SIGN IT, EVEN IF YOU HAVE NOT BEEN PAID. IF YOU HAVE NOT BEEN PAID, USE A CONDITIONAL WAIVER AND RELEASE FORM.

Name of Claimant: _____

Name of Customer: _____

Job Location: _____

Owner: _____

Through Date: _____

Unconditional Waiver and Release

This document waives and releases lien, stop payment notice, and payment bond rights the claimant has for labor and service provided, and equipment and material delivered, to the customer on this job through the Through Date of this document. Rights based upon labor or service provided, or equipment or material delivered, pursuant to a written change order that has been fully executed by the parties prior to the date that this document is signed by the claimant, are waived and released by this document, unless listed as an Exception below. The claimant has received the following progress payment: \$_____

Exceptions

This document does not affect any of the following:

- (1) Retentions.
- (2) Extras for which the claimant has not received payment.
- (3) Contract rights, including (A) a right based on rescission, abandonment, or breach of contract, and (B) the right to recover compensation for work not compensated by the payment.

Claimant's Signature: _____

Claimant's Title: _____

Date of Signature: _____

**CONDITIONAL WAIVER AND RELEASE
ON FINAL PAYMENT
(CIVIL CODE SECTION 8136)**

NOTICE: THIS DOCUMENT WAIVES THE CLAIMANT'S LIEN, STOP PAYMENT NOTICE, AND PAYMENT BOND RIGHTS EFFECTIVE ON RECEIPT OF PAYMENT. A PERSON SHOULD NOT RELY ON THIS DOCUMENT UNLESS SATISFIED THAT THE CLAIMANT HAS RECEIVED PAYMENT.

Name of Claimant: _____

Name of Customer: _____

Job Location: _____

Owner: _____

Conditional Waiver and Release

This document waives and releases lien, stop payment notice, and payment bond rights the claimant has for labor and service provided, and equipment and material delivered, to the customer on this job. Rights based upon labor or service provided, or equipment or material delivered, pursuant to a written change order that has been fully executed by the parties prior to the date that this document is signed by the claimant, are waived and released by this document, unless listed as an Exception below. This document is effective only on the claimant's receipt of payment from the financial institution on which the following check is drawn:

Maker of Check: _____

Amount of Check: \$ _____

Check Payable to: _____

Exceptions

This document does not affect any of the following: _____

Disputed claims for extras in the amount of: \$ _____

Claimant's Signature: _____

Claimant's Title: _____

Date of Signature: _____

**UNCONDITIONAL WAIVER AND RELEASE
ON FINAL PAYMENT
(CIVIL CODE SECTION 8138)**

NOTICE TO CLAIMANT: THIS DOCUMENT WAIVES AND RELEASES LIEN, STOP PAYMENT NOTICE, AND PAYMENT BOND RIGHTS UNCONDITIONALLY AND STATES THAT YOU HAVE BEEN PAID FOR GIVING UP THOSE RIGHTS. THIS DOCUMENT IS ENFORCEABLE AGAINST YOU IF YOU SIGN IT, EVEN IF YOU HAVE NOT BEEN PAID. IF YOU HAVE NOT BEEN PAID, USE A CONDITIONAL WAIVER AND RELEASE FORM.

Name of Claimant: _____

Name of Customer: _____

Job Location: _____

Owner: _____

Unconditional Waiver and Release

This document waives and releases lien, stop payment notice, and payment bond rights the claimant has for all labor and service provided, and equipment and material delivered, to the customer on this job. Rights based upon labor or service provided, or equipment or material delivered, pursuant to a written change order that has been fully executed by the parties prior to the date that this document is signed by the claimant, are waived and released by this document, unless listed as an Exception below. The claimant has been paid in full.

Exceptions

This document does not affect any of the following: _____

Disputed claims for extras in the amount of: \$_____

Claimant's Signature: _____

Claimant's Title: _____

Date of Signature: _____

PROJECT MEETINGS

PART 1 – GENERAL

1.01 RELATED DOCUMENTS AND PROVISIONS:

All Contract Documents should be reviewed for applicable provisions related to the provisions in this document, including without limitation:

- A. General Conditions; and
- B. Special Conditions.

1.02 PROGRESS MEETINGS:

- A. Contractor shall schedule and hold regular weekly progress meetings after a minimum of one week's prior written notice of the meeting date and time to all Invitees as indicated below.
- B. Location: Contractor's field office.
- C. The Contractor shall notify and invite the following entities ("Invitees"):
 - (1) District Representative.
 - (2) Contractor.
 - (3) Contractor's Project Manager.
 - (4) Contractor's Superintendent.
 - (5) Subcontractors, as appropriate to the agenda of the meeting.
 - (6) Suppliers, as appropriate to the agenda of the meeting.
 - (7) Construction Manager, if any.
 - (8) Architect
 - (9) Engineer(s), if any and as appropriate to the agenda of the meeting.
 - (10) Others, as appropriate to the agenda of the meeting.
- D. The District's and/or the Architect's Consultants will attend at their discretion, in response to the agenda.
- E. The District representative, the Construction Manager, and/or another District Agent shall take and distribute meeting notes to attendees and other concerned parties. If exceptions are taken to anything in the meeting notes,

those exceptions shall be stated in writing to the District within five (5) working days following District's distribution of the meeting notes.

1.03 PRE-INSTALLATION/PERFORMANCE MEETING:

- A. Contractor shall schedule a meeting prior to the start of each of the following portions of the Work: Grading & Roofign. Contractor shall invite all Invitees to this meeting, and others whose work may affect or be affected by the new work.
- B. Contractor shall review in detail prior to this meeting, the manufacturer's requirements and specifications, applicable portions of the Contract Documents, Shop Drawings, and other submittals, and other related work. At this meeting, invitees shall review and resolve conflicts, incompatibilities, or inadequacies discovered or anticipated.
- C. Contractor shall review in detail Project conditions, schedule, requirements for performance, application, installation, and quality of completed Work, and protection of adjacent Work and property.
- D. Contractor shall review in detail means of protecting the completed Work during the remainder of the construction period.

PART 2 - PRODUCTS Not Used.

PART 3 - EXECUTION Not Used.

END OF DOCUMENT

SCHEDULING OF WORK

PART 1 – GENERAL

1.01 RELATED DOCUMENTS AND PROVISIONS

All Contract Documents should be reviewed for applicable provisions related to the provisions in this document, including without limitation:

- A. General Conditions;
- B. Special Conditions;
- C. Summary of Work; and
- D. Submittals.

1.02 SECTION INCLUDES

- A. Scheduling of Work under this Contract shall be performed by Contractor in accordance with requirements of this Section.
 - (1) Development of schedule, cost and resource loading of the schedule, monthly payment requests, and project status reporting requirements of the Contract shall employ computerized Critical Path Method ("CPM") scheduling ("CPM Schedule").
 - (2) CPM Schedule shall be cost loaded based on Schedule of Values as approved by District.
 - (3) Submit schedules and reports as specified in the General Conditions.
- B. Upon Award of Contract, Contractor shall immediately commence development of Initial and Original CPM Schedules to ensure compliance with CPM Schedule submittal requirements.

1.03 CONSTRUCTION SCHEDULE

- A. Within ten (10) days of issuance of the Notice to Proceed and before request for first progress payment, the Contractor shall prepare and submit to the Project Manager a construction progress schedule conforming to the Milestone Schedule below.
- B. The Construction Schedule shall be continuously updated, and an updated schedule shall be submitted with each application for progress payment. Each revised schedule shall indicate the work actually accomplished during the previous period and the schedule for completion of the remaining work.

C. Milestone Schedule:

ACTIVITY DESCRIPTION

REQUIRED COMPLETION

CONSTRUCTION STARTS

February 18, 2025

FINAL PROJECT COMPLETION

April 30, 2026

1.04 QUALIFICATIONS

A. Contractor shall employ experienced scheduling personnel qualified to use the latest version of [i.e., Primavera Project Planner]. Experience level required is set forth below. Contractor may employ such personnel directly or may employ a consultant for this purpose.

- (1) The written statement shall identify the individual who will perform CPM scheduling.
- (2) Capability and experience shall be verified by description of construction projects on which individual has successfully applied computerized CPM.
- (3) Required level of experience shall include at least two (2) projects of similar nature and scope with value not less than three fourths ($\frac{3}{4}$) of the Total Bid Price of this Project. The written statement shall provide contact persons for referenced projects with current telephone and address information.

B. District reserves the right to approve or reject Contractor's scheduler or consultant at any time. District reserves the right to refuse replacing of Contractor's scheduler or consultant, if District believes replacement will negatively affect the scheduling of Work under this Contract.

1.05 GENERAL

A. Progress Schedule shall be based on and incorporate milestone and completion dates specified in Contract Documents.

B. Overall time of completion and time of completion for each milestone shown on Progress Schedule shall adhere to times in the Contract, unless an earlier (advanced) time of completion is requested by Contractor and agreed to by District. Any such agreement shall be formalized by a Change Order.

- (1) District is not required to accept an early completion schedule, i.e., one that shows an earlier completion date than the Contract Time.
- (2) Contractor shall not be entitled to extra compensation in event agreement is reached on an earlier completion schedule and Contractor completes its Work, for whatever reason, beyond completion date shown in its early completion schedule but within the Contract Time.

- (3) A schedule showing the work completed in less than the Contract Time, and that has been accepted by District, shall be considered to have Project Float. The Project Float is the time between the scheduled completion of the work and the Completion Date. Project Float is a resource available to both District and the Contractor.
- C. Ownership Project Float: Neither the District nor Contractor owns Project Float. The Project owns the Project Float. As such, liability for delay of the Completion Date rests with the party whose actions, last in time, actually cause delay to the Completion Date.
- (1) For example, if Party A uses some, but not all of the Project Float and Party B later uses remainder of the Project Float as well as additional time beyond the Project Float, Party B shall be liable for the time that represents a delay to the Completion Date.
 - (2) Party A would not be responsible for the time since it did not consume the entire Project Float and additional Project Float remained; therefore, the Completion Date was unaffected by Party A.
- D. Progress Schedule shall be the basis for evaluating job progress, payment requests, and time extension requests. Responsibility for developing Contract CPM Schedule and monitoring actual progress as compared to Progress Schedule rests with Contractor.
- E. Failure of Progress Schedule to include any element of the Work, or any inaccuracy in Progress Schedule, will not relieve Contractor from responsibility for accomplishing the Work in accordance with the Contract. District's acceptance of schedule shall be for its use in monitoring and evaluating job progress, payment requests, and time extension requests and shall not, in any manner, impose a duty of care upon District, or act to relieve Contractor of its responsibility for means and methods of construction.
- F. Software: Use **Primavera P6**. Such software shall be compatible with Windows operating system. Contractor shall transmit contract file to District on compact disk at times requested by District.
- G. Transmit each item under the form approved by District.
- (1) Identify Project with District Contract number and name of Contractor.
 - (2) Provide space for Contractor's approval stamp and District's review stamps.
 - (3) Submittals received from sources other than Contractor will be returned to the Contractor without District's review.

1.06 INITIAL CPM SCHEDULE

- A. Initial CPM Schedule submitted for review at the pre-construction conference shall serve as Contractor's schedule for up to ninety (90) calendar days after the Notice to Proceed.

- B. Indicate detailed plan for the Work to be completed in first ninety (90) days of the Contract; details of planned mobilization of plant and equipment; sequence of early operations; procurement of materials and equipment. Show Work beyond ninety (90) calendar days in summary form.
- C. Initial CPM Schedule shall be time scaled.
- D. Initial CPM Schedule shall be cost and resource loaded. Accepted cost and resource loaded schedule will be used as basis for monthly progress payments until acceptance of the Original CPM Schedule. Use of Initial CPM Schedule for progress payments shall not exceed ninety (90) calendar days.
- E. District and Contractor shall meet to review and discuss the Initial CPM Schedule within seven (7) calendar days after it has been submitted to District.
 - (1) District's review and comment on the schedule shall be limited to Contract conformance (with sequencing, coordination, and milestone requirements).
 - (2) Contractor shall make corrections to schedule necessary to comply with Contract requirements and shall adjust schedule to incorporate any missing information requested by District. Contractor shall resubmit Initial CPM Schedule if requested by District.
- F. If, during the first ninety (90) days after Notice to Proceed, the Contractor is of the opinion that any of the Work included on its Initial CPM Schedule has been impacted, the Contractor shall submit to District a written Time Impact Evaluation ("TIE") in accordance with Article 1.12 of this Section. The TIE shall be based on the most current update of the Initial CPM Schedule.

1.07 ORIGINAL CPM SCHEDULE

- A. Submit a detailed proposed Original CPM Schedule presenting an orderly and realistic plan for completion of the Work in conformance with requirements as specified herein.
- B. Progress Schedule shall include or comply with following requirements:
 - (1) Time scaled, cost and resource (labor and major equipment) loaded CPM schedule.
 - (2) No activity on schedule shall have duration longer than fifteen (15) work days, with exception of submittal, approval, fabrication and procurement activities, unless otherwise approved by District.
 - (a) Activity durations shall be total number of actual work days required to perform that activity.
 - (3) The start and completion dates of all items of Work, their major components, and milestone completion dates, if any.

- (4) District furnished materials and equipment, if any, identified as separate activities.
- (5) Activities for maintaining Project Record Documents.
- (6) Dependencies (or relationships) between activities.
- (7) Processing/approval of submittals and shop drawings for all material and equipment required per the Contract. Activities that are dependent on submittal acceptance or material delivery shall not be scheduled to start earlier than expected acceptance or delivery dates.
 - (a) Include time for submittals, re-submittals and reviews by District. Coordinate with accepted schedule for submission of Shop Drawings, samples, and other submittals.
 - (b) Contractor shall be responsible for all impacts resulting from re-submittal of Shop Drawings and submittals.
- (8) Procurement of major equipment, through receipt and inspection at jobsite, identified as separate activity.
 - (a) Include time for fabrication and delivery of manufactured products for the Work.
 - (b) Show dependencies between procurement and construction.
- (9) Activity description; what Work is to be accomplished and where.
- (10) The total cost of performing each activity shall be total of labor, material, and equipment, excluding overhead and profit of Contractor. Overhead and profit of the General Contractor shall be shown as a separate activity in the schedule. Sum of cost for all activities shall equal total Contract value.
- (11) Resources required (labor and major equipment) to perform each activity.
- (12) Responsibility code for each activity corresponding to Contractor or Subcontractor responsible for performing the Work.
- (13) Identify the activities which constitute the controlling operations or critical path. No more than twenty-five (25%) of the activities shall be critical or near critical. Near critical is defined as float in the range of one (1) to (10) days.
- (14) Twenty (20) workdays for developing punch list(s), completion of punch-list items, and final clean up for the Work or any designated portion thereof. No other activities shall be scheduled during this period.
- (15) Interface with the work of other contractors, District, and agencies such as, but not limited to, utility companies.

- (16) Show detailed Subcontractor Work activities. In addition, furnish copies of Subcontractor schedules upon which CPM was built.
 - (a) Also furnish for each Subcontractor, as determined by District, submitted on Subcontractor letterhead, a statement certifying that Subcontractor concurs with Contractor's Original CPM Schedule and that Subcontractor's related schedules have been incorporated, including activity duration, cost and resource loading.
 - (b) Subcontractor schedules shall be independently derived and not a copy of Contractor's schedule.
 - (c) In addition to Contractor's schedule and resource loading, obtain from electrical, mechanical, and plumbing Subcontractors, and other Subcontractors as required by District, productivity calculations common to their trades, such as units per person day, feet of pipe per day per person, feet of wiring per day per person, and similar information.
 - (d) Furnish schedule for Contractor/Subcontractor CPM schedule meetings which shall be held prior to submission of Original CPM schedule to District. District shall be permitted to attend scheduled meetings as an observer.
- (17) Activity durations shall be in Work days.
- (18) Submit with the schedule a list of anticipated non-Work days, such as weekends and holidays. The Progress Schedule shall exclude in its Work day calendar all non-Work days on which Contractor anticipates critical Work will not be performed.
- C. Original CPM Schedule Review Meeting: Contractor shall, within sixty (60) days from the Notice to Proceed date, meet with District to review the Original CPM Schedule submittal.
 - (1) Contractor shall have its Project Manager, Project Superintendent, Project Scheduler, and key Subcontractor representatives, as required by District, in attendance. The meeting will take place over a continuous one (1) day period.
 - (2) District's review will be limited to submittal's conformance to Contract requirements including, but not limited to, coordination requirements. However, review may also include:
 - (a) Clarifications of Contract Requirements.
 - (b) Directions to include activities and information missing from submittal.
 - (c) Requests to Contractor to clarify its schedule.

- (3) Within five (5) days of the Schedule Review Meeting, Contractor shall respond in writing to all questions and comments expressed by District at the Meeting.

1.08 ADJUSTMENTS TO CPM SCHEDULE

- A. Adjustments to Original CPM Schedule: Contractor shall have adjusted the Original CPM Schedule submittal to address all review comments from original CPM Schedule review meeting and resubmit network diagrams and reports for District's review.
 - (1) District, within ten (10) days from date that Contractor submitted the revised schedule, will either:
 - (a) Accept schedule and cost and resource loaded activities as submitted, or
 - (b) Advise Contractor in writing to review any part or parts of schedule which either do not meet Contract requirements or are unsatisfactory for District to monitor Project's progress, resources, and status or evaluate monthly payment request by Contractor.
 - (2) District may accept schedule with conditions that the first monthly CPM Schedule update be revised to correct deficiencies identified.
 - (3) When schedule is accepted, it shall be considered the "Original CPM Schedule" which will then be immediately updated to reflect the current status of the work.
 - (4) District reserves right to require Contractor to adjust, add to, or clarify any portion of schedule which may later be discovered to be insufficient for monitoring of Work or approval of partial payment requests. No additional compensation will be provided for such adjustments, additions, or clarifications.
- B. Acceptance of Contractor's schedule by District will be based solely upon schedule's compliance with Contract requirements.
 - (1) By way of Contractor assigning activity durations and proposing sequence of Work, Contractor agrees to utilize sufficient and necessary management and other resources to perform work in accordance with the schedule.
 - (2) Upon submittal of schedule update, updated schedule shall be considered "current" CPM Schedule.
 - (3) Submission of Contractor's schedule to District shall not relieve Contractor of total responsibility for scheduling, sequencing, and pursuing Work to comply with requirements of Contract Documents, including adverse effects such as delays resulting from ill-timed Work.

- C. Submittal of Original CPM Schedule, and subsequent schedule updates, shall be understood to be Contractor's representation that the Schedule meets requirements of Contract Documents and that Work shall be executed in sequence indicated on the schedule.
- D. Contractor shall distribute Original CPM Schedule to Subcontractors for review and written acceptance, which shall be noted on Subcontractors' letterheads to Contractor and transmitted to District for the record.

1.09 MONTHLY CPM SCHEDULE UPDATE SUBMITTALS

- A. Following acceptance of Contractor's Original CPM Schedule, Contractor shall monitor progress of Work and adjust schedule each month to reflect actual progress and any anticipated changes to planned activities.
 - (1) Each schedule update submitted shall be complete, including all information requested for the Original CPM Schedule submittal.
 - (2) Each update shall continue to show all Work activities including those already completed. These completed activities shall accurately reflect "as built" information by indicating when activities were actually started and completed.
- B. A meeting will be held on approximately the twenty-fifth (25th) of each month to review the schedule update submittal and progress payment application.
 - (1) At this meeting, at a minimum, the following items will be reviewed: Percent (%) complete of each activity; Time Impact Evaluations for Change Orders and Time Extension Request; actual and anticipated activity sequence changes; actual and anticipated duration changes; and actual and anticipated Contractor delays.
 - (2) These meetings are considered a critical component of overall monthly schedule update submittal and Contractor shall have appropriate personnel attend. At a minimum, these meetings shall be attended by Contractor's General Superintendent and Scheduler.
 - (3) Contractor shall plan on the meeting taking no less than four (4) hours.
- C. Within five (5) working days after monthly schedule update meeting, Contractor shall submit the updated CPM Schedule update.
- D. Within five (5) work days of receipt of above noted revised submittals, District will either accept or reject monthly schedule update submittal.
 - (1) If accepted, percent (%) complete shown in monthly update will be basis for Application for Payment by the Contractor. The schedule update shall be submitted as part of the Contractor's Application for Payment.

- (2) If rejected, update shall be corrected and resubmitted by Contractor before the Application for Payment is submitted.
- E. Neither updating, changing or revising of any report, curve, schedule, or narrative submitted to District by Contractor under this Contract, nor District's review or acceptance of any such report, curve, schedule or narrative shall have the effect of amending or modifying in any way the Completion Date or milestone dates or of modifying or limiting in any way Contractor's obligations under this Contract.

1.10 SCHEDULE REVISIONS

- A. Updating the Schedule to reflect actual progress shall not be considered revisions to the Schedule. Since scheduling is a dynamic process, revisions to activity durations and sequences are expected on a monthly basis.
- B. To reflect revisions to the Schedule, the Contractor shall provide District with a written narrative with a full description and reasons for each Work activity revised. For revisions affecting the sequence of work, the Contractor shall provide a schedule diagram which compares the original sequence to the revised sequence of work. The Contractor shall provide the written narrative and schedule diagram for revisions two (2) working days in advance of the monthly schedule update meeting.
- C. Schedule revisions shall not be incorporated into any schedule update until the revisions have been reviewed by District. District may request further information and justification for schedule revisions and Contractor shall, within three (3) days, provide District with a complete written narrative response to District's request.
- D. If the Contractor's revision is still not accepted by District, and the Contractor disagrees with District's position, the Contractor has seven (7) calendar days from receipt of District's letter rejecting the revision to provide a written narrative providing full justification and explanation for the revision. The Contractor's failure to respond in writing within seven (7) calendar days of District's written rejection of a schedule revision shall be contractually interpreted as acceptance of District's position, and the Contractor waives its rights to subsequently dispute or file a claim regarding District's position.
- E. At District's discretion, the Contractor can be required to provide Subcontractor certifications of performance regarding proposed schedule revisions affecting said Subcontractors.

1.11 RECOVERY SCHEDULE

- A. If the Schedule Update shows a completion date twenty-one (21) calendar days beyond the Contract Completion Date, or individual milestone completion dates, the Contractor shall submit to District the proposed revisions to recover the lost time within seven (7) calendar days. As part of this submittal, the Contractor shall provide a written narrative for each revision made to recapture the lost time. If the revisions include sequence changes, the Contractor shall provide a schedule diagram comparing the original sequence to the revised sequence of work.

- B. The revisions shall not be incorporated into any schedule update until the revisions have been reviewed by District.
- C. If the Contractor's revisions are not accepted by District, District and the Contractor shall follow the procedures in paragraph 1.09.C, 1.09.D and 1.09.E above.
- D. At District's discretion, the Contractor can be required to provide Subcontractor certifications for revisions affecting said Subcontractors.

1.12 TIME IMPACT EVALUATION ("TIE") FOR CHANGE ORDERS, AND OTHER DELAYS

- A. When Contractor is directed to proceed with changed Work, the Contractor shall prepare and submit within fourteen (14) calendar days from the Notice to Proceed a TIE which includes both a written narrative and a schedule diagram depicting how the changed Work affects other schedule activities. The schedule diagram shall show how the Contractor proposes to incorporate the changed Work in the schedule and how it impacts the current schedule-update critical path. The Contractor is also responsible for requesting time extensions based on the TIE's impact on the critical path. The diagram must be tied to the main sequence of schedule activities to enable District to evaluate the impact of changed Work to the scheduled critical path.
- B. Contractor shall be required to comply with the requirements of Paragraph 1.09.A for all types of delays such as, but not limited to, Contractor/Subcontractor delays, adverse weather delays, strikes, procurement delays, fabrication delays, etc.
- C. Contractor shall be responsible for all costs associated with the preparation of TIEs, and the process of incorporating them into the current schedule update. The Contractor shall provide District with four (4) copies of each TIE.
- D. Once agreement has been reached on a TIE, the Contract Time will be adjusted accordingly. If agreement is not reached on a TIE, the Contract Time may be extended in an amount District allows, and the Contractor may submit a claim for additional time claimed by contractor.

1.13 TIME EXTENSIONS

- A. The Contractor is responsible for requesting time extensions for time impacts that, in the opinion of the Contractor, impact the critical path of the current schedule update. Notice of time impacts shall be given in accord with the General Conditions.
- B. Where an event for which District is responsible impacts the projected Completion Date, the Contractor shall provide a written mitigation plan, including a schedule diagram, which explains how (e.g., increase crew size, overtime, etc.) the impact can be mitigated. The Contractor shall also include a detailed cost breakdown of the labor, equipment, and material the Contractor would expend to mitigate District-caused time impact. The Contractor shall submit its mitigation plan to District within fourteen (14)

calendar days from the date of discovery of the impact. The Contractor is responsible for the cost to prepare the mitigation plan.

- C. Failure to request time, provide TIE, or provide the required mitigation plan will result in Contractor waiving its right to a time extension and cost to mitigate the delay.
- D. No time will be granted under this Contract for cumulative effect of changes.
- E. District will not be obligated to consider any time extension request unless the Contractor complies with the requirements of Contract Documents.
- F. Failure of the Contractor to perform in accordance with the current schedule update shall not be excused by submittal of time extension requests.
- G. If the Contractor does not submit a TIE within the required fourteen (14) calendar days for any issue, it is mutually agreed that the Contractor does not require a time extension for said issue.

1.14 SCHEDULE REPORTS

- A. Submit four (4) copies of the following reports with the Initial CPM Schedule, the Original CPM Schedule, and each monthly update.
- B. Required Reports:
 - (1) Two activity listing reports: one sorted by activity number and one by total Project Float. These reports shall also include each activity's early/late and actual start and finish dates, original and remaining duration, Project Float, responsibility code, and the logic relationship of activities.
 - (2) Cost report sorted by activity number including each activity's associated cost, percentage of Work accomplished, earned value- to date, previous payments, and amount earned for current update period.
 - (3) Schedule plots presenting time-scaled network diagram showing activities and their relationships with the controlling operations or critical path clearly highlighted.
 - (4) Cash flow report calculated by early start, late start, and indicating actual progress. Provide an exhibit depicting this information in graphic form.
 - (5) Planned versus actual resource (i.e., labor) histogram calculated by early start and late start.
- C. Other Reports:

In addition to above reports, District may request, from month to month, any two of the following reports. Submit four (4) copies of all reports.

- (1) Activities by early start.
 - (2) Activities by late start.
 - (3) Activities grouped by Subcontractors or selected trades.
 - (4) Activities with scheduled early start dates in a given time frame, such as fifteen (15) or thirty (30) day outlook.
- D. Furnish District with report files on compact disks containing all schedule files for each report generated.

1.15 PROJECT STATUS REPORTING

- A. In addition to submittal requirements for CPM scheduling identified in this Section, Contractor shall provide a monthly project status report (i.e., written narrative report) to be submitted in conjunction with each CPM Schedule as specified herein. Status reporting shall be in form specified below.
- B. Contractor shall prepare monthly written narrative reports of status of Project for submission to District. Written status reports shall include:
- (1) Status of major Project components (percent (%) complete, amount of time ahead or behind schedule) and an explanation of how Project will be brought back on schedule if delays have occurred.
 - (2) Progress made on critical activities indicated on CPM Schedule.
 - (3) Explanations for any lack of work on critical path activities planned to be performed during last month.
 - (4) Explanations for any schedule changes, including changes to logic or to activity durations.
 - (5) List of critical activities scheduled to be performed next month.
 - (6) Status of major material and equipment procurement.
 - (7) Any delays encountered during reporting period.
 - (8) Contractor shall provide printed report indicating actual versus planned resource loading for each trade and each activity. This report shall be provided on weekly and monthly basis.
 - (a) Actual resource shall be accumulated in field by Contractor, and shall be as noted on Contractor's daily reports. These reports will be basis for information provided in computer-generated monthly and weekly printed reports.
 - (b) Contractor shall explain all variances and mitigation measures.

- (9) Contractor may include any other information pertinent to status of Project. Contractor shall include additional status information requested by District at no additional cost.
- (10) Status reports, and the information contained therein, shall not be construed as claims, notice of claims, notice of delay, or requests for changes or compensation.

1.16 WEEKLY SCHEDULE REPORT

At the Weekly Progress Meeting, the Contractor shall provide and present a time-scaled three (3) week look-ahead schedule that is based and correlated by activity number to the current schedule (i.e., Initial, Original CPM, or Schedule Update).

1.17 DAILY CONSTRUCTION REPORTS

On a daily basis, Contractor shall submit a daily activity report to District for each workday, including weekends and holidays when worked. Contractor shall develop the daily construction reports on a computer-generated database capable of sorting daily Work, manpower, and man-hours by Contractor, Subcontractor, area, sub-area, and Change Order Work. Upon request of District, furnish computer disk of this data base. Obtain District's written approval of daily construction report data base format prior to implementation. Include in report:

- A. Project name and Project number.
- B. Contractor's name and address.
- C. Weather, temperature, and any unusual site conditions.
- D. Brief description and location of the day's scheduled activities and any special problems and accidents, including Work of Subcontractors. Descriptions shall be referenced to CPM scheduled activities.
- E. Worker quantities for its own Work force and for Subcontractors of any tier.
- F. Equipment, other than hand tools, utilized by Contractor and Subcontractors.

1.18 PERIODIC VERIFIED REPORTS

Contractor shall complete and verify construction reports on a form prescribed by the Division of the State Architect and file reports on the first day of February, May, August, and November during the preceding quarter year; at the completion of the Contract; at the completion of the Work; at the suspension of Work for a period of more than one (1) month; whenever the services of Contractor or any of Contractor's Subcontractors are terminated for any reason; and at any time a special verified report is required by the Division of the State Architect. Refer to section 4-336 and section 4-343 of Part 1, Title 24 of the California Code of Regulations.

PART 2 – PRODUCTS Not Used.

PART 3 - EXECUTION Not Used.

END OF DOCUMENT

SUBMITTALS

PART 1 - GENERAL

1.01 RELATED DOCUMENTS AND PROVISIONS:

All Contract Documents should be reviewed for applicable provisions related to the provisions in this document, including without limitation:

- A. General Conditions, including, without limitation, Contractor's Submittals and Schedules, Drawings and Specifications;
- B. Special Conditions.

1.02 SECTION INCLUDES:

- A. Definitions:
 - (1) Shop Drawings and Product Data are as indicated in the General Conditions and include, but are not limited to, fabrication, erection, layout and setting drawings, formwork and falsework drawings, manufacturers' standard drawings, descriptive literature, catalogues, brochures, performance and test data, wiring and control diagrams. In addition, there are other drawings and descriptive data pertaining to materials, equipment, piping, duct and conduit systems, and methods of construction as may be required to show that the materials, equipment or systems and all positions conform to the requirement of the Contract Documents, including, without limitation, the Drawings.
 - (2) "Manufactured" applies to standard units usually mass-produced; "fabricated" means specifically assembled or made out of selected materials to meet design requirements. Shop Drawings shall establish the actual detail of manufactured or fabricated items, indicated proper relation to adjoining work and amplify design details of mechanical and electrical equipment in proper relation to physical spaces in the structure.
 - (3) Manufacturer's Instructions: Where any item of Work is required by the Contract Documents to be furnished, installed, or performed, at a minimum, in accordance with a specified product manufacturer's instructions, the Contractor shall procure and distribute copies of these to the District, the Architect, and all other concerned parties and shall furnish, install, or perform the work, at a minimum, in accordance with those instructions.
- B. Samples, Shop Drawings, Product Data, and other items as specified, in accordance with the following requirements:
 - (1) Contractor shall submit all Shop Drawings, Product Data, and Samples to the District, the Architect, the Project Inspector, and the Construction Manager.

- (2) Contractor shall comply with all time frames herein and in the General Conditions and, in any case, shall submit required information in sufficient time to permit proper consideration and action before ordering any materials or items represented by such Shop Drawings, Product Data, and/or Samples.
- (3) Contractor shall allow sufficient time so that no delay occurs due to required lead time in ordering or delivery of any item to the Site. Contractor shall be responsible for any delay in progress of Work due to its failure to observe these requirements.
- (4) Time for completion of Work shall not be extended on account of Contractor's failure to promptly submit Shop Drawings, Product Data, and/or Samples.
- (5) Reference numbers on Shop Drawings shall have Architectural and/or Engineering Contract Drawings reference numbers for details, sections, and "cuts" shown on Shop Drawings. These reference numbers shall be in addition to any numbering system that Contractor chooses to use or has adopted as standard.
- (6) When the magnitude or complexity of submittal material prevents a complete review within the stated time frame, Contractor shall make this submittal in increments to avoid extended delays.
- (7) Contractor shall certify on submittals for review that submittals conform to Contract requirements. Also certify that Contractor-furnished equipment can be installed in allocated space. In event of any variance, Contractor shall specifically state in transmittal and on Shop Drawings, portions vary and require approval of a substitute. Submittals shall not be used as a means of requesting a substitution.
- (8) Unless specified otherwise, sampling, preparation of samples, and tests shall be in accordance with the latest standard of the American Society for Testing and Materials.
- (9) Upon demand by Architect or District, Contractor shall submit samples of materials and/or articles for tests or examinations and consideration before Contractor incorporates same in Work. Contractor shall be solely responsible for delays due to sample(s) not being submitted in time to allow for tests. Acceptance or rejection will be expressed in writing. Work shall be equal to approved samples in every respect. Samples that are of value after testing will remain the property of Contractor.

C. Submittal Schedule:

- (1) Contractor shall prepare its proposed submittal schedule that is coordinated with the proposed construction schedule and submit both to the District within ten (10) days after the date of the Notice to Proceed. Contractor's proposed schedules shall become the Project Construction Schedule and the Project Submittal Schedule after each is approved by the District.

- (2) Contractor is responsible for all lost time should the initial submittal be rejected, marked "revise and resubmit", etc.
- (3) All Submittals shall be forwarded to the District by the date indicated on the approved Submittal Schedule, unless an earlier date is necessary to maintain the Construction Schedule, in which case those Submittals shall be forwarded to the District so as not to delay the Construction Schedule.
- (4) Contractor may be assessed \$100 a day for each day it is late in submitting a shop drawing or sample. No extensions of time will be granted to Trade Contractor or any Subcontractor because of its failure to have shop drawings and samples submitted in accordance with the Schedule.

1.03 SHOP DRAWINGS:

- A. Contractor shall submit one reproducible transparency and six (6) opaque reproductions. The District will review and return the reproducible copy and one (1) opaque reproduction to Contractor.
- B. Before commencing installation of any Work, the Contractor shall submit and receive approval of all drawings, descriptive data, and material list(s) as required to accomplish Work.
- C. Review of Shop Drawings is regarded as a service to assist Contractor and in all cases original Contract Documents shall take precedence as outlined under General Conditions.
- D. No claim for extra time or payment shall be based on work shown on Shop Drawings unless the claim is (1) noted on Contractor's transmittal letter accompanying Shop Drawings and (2) Contractor has complied with all applicable provisions of the General Conditions, including, without limitation, provisions regarding changes and payment, and all required written approvals.
- E. District shall not review Shop Drawings for quantities of materials or number of items supplied.
- F. District's and/or Architect's review of Shop Drawing will be general. District and/or Architect review does not relieve Contractor of responsibility for dimensions, accuracy, proper fitting, construction of Work, furnishing of materials, or Work required by Contract Documents and not indicated on Shop Drawings. The District's and/or Architect's review of Shop Drawings is not to be construed as approving departures from Contract Documents.
- G. Review of Shop Drawings and Schedules does not relieve Contractor from responsibility for any aspect of those Drawings or Schedules that is a violation of local, County, State, or Federal laws, rules, ordinances, or rules and regulations of commissions, boards, or other authorities or utilities having jurisdiction.
- H. Before submitting Shop Drawings for review, Contractor shall check Shop Drawings of its subcontractors for accuracy, and confirm that all Work

contiguous with and having bearing on other work shown on Shop Drawings is accurately drawn and in conformance with Contract Documents.

- I. Submitted drawings and details must bear stamp of approval of Contractor:
 - (1) Stamp and signature shall clearly certify that Contractor has checked Shop Drawings for compliance with Drawings.
 - (2) If Contractor submits a Shop Drawing without an executed stamp of approval, or whenever it is evident (despite stamp) that Drawings have not been checked, the District and/or Architect will not consider them and will return them to the Contractor for revision and resubmission. In that event, it will be deemed that Contractor has not complied with this provision and Contractor shall bear risk of all delays to same extent as if it had not submitted any Shop Drawings or details.

- J. Submission of Shop Drawings (in either original submission or when resubmitted with correction) constitutes evidence that Contractor has checked all information thereon and that it accepts and is willing to perform Work as shown.

- K. Contractor shall pay for cost of any changes in construction due to improper checking and coordination. Contractor shall be responsible for all additional costs, including coordination. Contractor shall be responsible for costs incurred by itself, the District, the Architect, the Project Inspector, the Construction Manager, any other Subcontractor or contractor, etc., due to improperly checked and/or coordination of submittals.

- L. Shop Drawings must clearly delineate the following information:
 - (1) Project name and address.
 - (2) Specification number and description.
 - (3) Architect's name and project number.
 - (4) Shop Drawing title, number, date, and scale.
 - (5) Names of Contractor, Subcontractor(s) and fabricator.
 - (6) Working and erection dimensions.
 - (7) Arrangements and sectional views.
 - (8) Necessary details, including complete information for making connections with other Work.
 - (9) Kinds of materials and finishes.
 - (10) Descriptive names of materials and equipment, classified item numbers, and locations at which materials or equipment are to be installed in the Work. Contractor shall use same reference identification(s) as shown on Contract Drawings.

- M. Contractor shall prepare composite drawings and installation layouts when required to solve tight field conditions.
- (1) Shop Drawings shall consist of dimensioned plans and elevations and must give complete information, particularly as to size and location of sleeves, inserts, attachments, openings, conduits, ducts, boxes, structural interferences, etc.
 - (2) Contractor shall coordinate these composite Shop Drawings and installation layouts in the field between itself and its Subcontractor(s) for proper relationship to the Work, the work of other trades, and the field conditions. The Contractor shall check and approve all submittal(s) before submitting them for final review.

1.04 PRODUCT DATA OR NON REPRODUCIBLE SUBMITTALS:

- A. Contractor shall submit manufacturer's printed literature in original form. Any fading type of reproduction will not be accepted. Contractor must submit a minimum of six (6) each, to the District. District shall return one (1) to the Contractor, who shall reproduce whatever additional copies it requires for distribution.
- B. Contractor shall submit six (6) copies of a complete list of all major items of mechanical, plumbing, and electrical equipment and materials in accordance with the approved Submittal Schedule, except as required earlier to comply with the approved Construction Schedule. Other items specified are to be submitted prior to commencing Work. Contractor shall submit items of like kind at one time in a neat and orderly manner. Partial lists will not be acceptable.
- C. Submittals shall include manufacturer's specifications, physical dimensions, and ratings of all equipment. Contractor shall furnish performance curves for all pumps and fans. Where printed literature describes items in addition to that item being submitted, submitted item shall be clearly marked on sheet and superfluous information shall be crossed out. If highlighting is used, Contractor shall mark all copies.
- D. Equipment submittals shall be complete and include space requirements, weight, electrical and mechanical requirements, performance data, and supplemental information that may be requested.
- E. Imported Materials Certification must be submitted at least ten (10) days before material is delivered.

1.05 SAMPLES:

- A. Contractor shall submit for approval Samples as required and within the time frame in the Contract Documents. Materials such as concrete, mortar, etc., which require on-site testing will be obtained from Project Site.
- B. Contractor shall submit four (4) samples except where greater or lesser number is specifically required by Contract Documents including, without limitation, the Specifications.

- (1) Samples must be of sufficient size and quality to clearly illustrate functional characteristics, with integrally related parts and attachment devices.
 - (2) Samples must show full range of texture, color, and pattern.
- C. Contractor shall make all Submittals, unless it has authorized Subcontractor(s) to submit and Contractor has notified the District in writing to this effect.
 - D. Samples to be shipped prepaid or hand-delivered to the District.
 - E. Contractor shall mark samples to show name of Project, name of Contractor submitting, Contract number and segment of Work where representative Sample will be used, all applicable Specifications Sections and documents, Contract Drawing Number and detail, and ASTM or FS reference, if applicable.
 - F. Contractor shall not deliver any material to Site prior to receipt of District's and/or Architect's completed written review and approval. Contractor shall furnish materials equal in every respect to approved Samples and execute Work in conformance therewith.
 - G. District's and/or Architect's review, acceptance, and/or approval of Sample(s) will not preclude rejections of any material upon discovery of defects in same prior to final acceptance of completed Work.
 - H. After a material has been approved, no change in brand or make will be permitted.
 - I. Contractor shall prepare its Submittal Schedule and submit Samples of materials requiring laboratory tests to specified laboratory for testing not less than ninety (90) days before such materials are required to be used in Work.
 - J. Samples which are rejected must be resubmitted promptly after notification of rejection and be marked "Resubmitted Sample" in addition to other information required.
 - K. Field Samples and Mock-Ups are to be removed by Contractor at District's direction:
 - (1) Size: As Specified.
 - (2) Furnish catalog numbers and similar data, as requested.

1.06 REVIEW AND RESUBMISSION REQUIREMENTS:

- A. The District will arrange for review of Sample(s), Shop Drawing(s), Product Data, and other submittal(s) by appropriate reviewer and return to Contractor as provided below within twenty-one (21) days after receipt or within twenty-one (21) days after receipt of all related information necessary for such review, whichever is later.
- B. One (1) copy of product or materials data will be returned to Contractor with the review status.

- C. Samples to be incorporated into the Work will be returned to Contractor, together with a written notice designating the Sample with the appropriate review status and indicating errors discovered on review, if any. Other Samples will not be returned, but the same notice will be given with respect thereto, and that notice shall be considered a return of the Sample.
- D. Contractor shall revise and resubmit any Sample(s), Shop Drawing(s), Product Data, and other submittal(s) as required by the reviewer. Such resubmittals will be reviewed and returned in the same manner as original Sample(s), Shop Drawing(s), Product Data, and other submittal(s), within fourteen (14) days after receipt thereof or within fourteen (14) days after receipt of all related information necessary for such review. Such resubmittal shall not delay the Work.
- E. Contractor may proceed with any of the Work covered by Sample(s), Shop Drawing(s), Product Data, and other submittal(s) upon its return if designated as no exception taken, or revise as noted, provided the Contractor proceeds in accordance with the District and/or the Architect's notes and comments.
- F. Contractor shall not begin any of the work covered by a Sample(s), Shop Drawing(s), Product Data, and other submittal(s), designated as revise and resubmit or rejected, until a revision or correction thereof has been reviewed and returned to Contractor.
- G. Sample(s), Shop Drawing(s), Product Data, and other submittal(s) designated as revise and resubmit or rejected and requiring resubmittal, shall be revised or corrected and resubmitted to the District no later than fourteen (14) days or a shorter period as required to comply with the approved Construction Schedule, after its return to Contractor.
- H. Neither the review nor the lack of review of any Sample(s), Shop Drawing(s), Product Data, and other submittal(s) shall waive any of the requirements of the Contract Documents, or relieve Contractor of any obligation thereunder.
- I. District's and/or Architect's review of Shop Drawings does not relieve the Contractor of responsibility for any errors that may exist. Contractor is responsible for the dimensions and design of adequate connections and details and for satisfactory construction of all the Work.

PART 2 – PRODUCTS Not Used.

PART 3 - EXECUTION Not Used.

END OF DOCUMENT

SITE STANDARDS

PART 1 – GENERAL

1.01 RELATED DOCUMENTS AND PROVISIONS:

All Contract Documents should be reviewed for applicable provisions related to the provisions in this document, including without limitation:

- A. General Conditions, including without limitation, Site Access, Conditions, and Regulations;
- B. Special Conditions;
- C. Drug-Free Workplace Certification;
- D. Tobacco-Free Environment Certification;
- E. Criminal Background Investigation/Fingerprinting Certification;
- F. Temporary Facilities and Controls.

1.02 REQUIREMENTS OF THE DISTRICT:

- A. Drug-Free Schools and Safety Requirements:
 - (1) All school sites and other District Facilities have been declared "Drug-Free Zones." No drugs, alcohol and/or smoking are allowed at any time in any buildings and/or grounds on District property. No students, staff, visitors, or contractors are to use drugs on these sites.
 - (2) Smoking and the use of tobacco products by all persons is prohibited on or in District property. District property includes school buildings, school grounds, school-owned vehicles and vehicles owned by others while on District property. Contractor shall post: "Non-Smoking Area" in a highly visible location in each work area, staging area, and parking area. Contractor may designate a smoking area outside of District property within the public right-of-way, provided that this area remains quiet and unobtrusive to adjacent neighbors. This smoking area is to be kept clean at all times.
 - (3) Contractor shall ensure that no alcohol, firearms, weapons, or controlled substances enter or are used at the Site. Contractor shall immediately remove from the Site and terminate the employment of any employee(s) found in violation of this provision.
- B. Language: Profanity or other unacceptable and/or loud language will not be tolerated, "Cat calls" or other derogatory language toward students, staff, volunteers, parents or public will not be allowed.

- C. Disturbing the Peace (Noise and Lighting):
- (1) Contractor shall observe the noise ordinance of the Site at all times including, without limitation, all applicable local, city, and/or state laws, ordinances, and/or regulations regarding noise and allowable noise levels.
 - (2) The use of radios, etc., shall be controlled to keep all sound at a level that cannot be heard beyond the immediate area of use. District reserves the right to prohibit the use of radios at the Site, except for mobile phones or other handheld communication radios.
 - (3) If portable lights are used after dark, all light must be located so as not to direct light into neighboring property.
- D. Traffic:
- (1) Driving on the Premises shall be limited to periods when students and public are not present. If driving or deliveries must be made during the school hours, two (2) or more ground guides shall lead the vehicle across the area of travel. In no case shall driving take place across playgrounds or other pedestrian paths during recess, lunch, and/or class period changes. The speed limit on-the Premises shall be five (5) miles per hour (maximum) or less if conditions require.
 - (2) All paths of travel for deliveries, including without limitation, material, equipment, and supply deliveries, shall be reviewed and approved by District in advance. Any damage will be repaired to the pre-damaged condition by the Contractor.
 - (3) District shall designate a construction entry to the Site. If Contractor requests, District determines it is required, and to the extent possible, District shall designate a staging area so as not to interfere with the normal functioning of school facilities. Location of gates and fencing shall be approved in advance with District and at Contractor's expense.
 - (4) Parking areas shall be reviewed and approved by District in advance. No parking is to occur under the drip line of trees or in softscape areas that could otherwise be damaged.
- E. All of the above shall be observed and complied with by the Contractor and all workers on the Site. Failure to follow these directives could result in individual(s) being suspended or removed from the work force at the discretion of the District. The same rules and regulations shall apply equally to delivery personnel, inspectors, consultants, and other visitors to the Site.

PART 2 - PRODUCTS Not Used.

PART 3 - EXECUTION Not Used.

END OF DOCUMENT

REGULATORY REQUIREMENTS

PART 1 - GENERAL

1.01 RELATED DOCUMENTS AND PROVISIONS:

All Contract Documents should be reviewed for applicable provisions related to the provisions in this document, including without limitation:

- A. General Conditions, including, without limitation, Obtaining of Permits, Licenses and Registrations and Work to Comply with All Applicable Laws and Regulations;
- B. Special Conditions; and
- C. Quality Control.

1.02 DESCRIPTION:

This section covers the general requirements for regulatory requirements pertaining to the Work and is supplementary to all other regulatory requirements mentioned or referenced elsewhere in the Contract Documents.

1.03 REQUIREMENTS OF REGULATORY AGENCIES:

- A. All statutes, ordinances, laws, rules, codes, regulations, standards, and the lawful orders of all public authorities having jurisdiction over the Work, are hereby incorporated into these Contract Documents as if repeated in full herein and are intended to be included in any reference to Code or Building Code, unless otherwise specified, including, without limitation, the references in the list below. Contractor shall make available at the Site copies of all the listed documents applicable to the Work as the District and/or Architect may request, including, without limitation, applicable portions of the California Code of Regulations ("CCR").
 - (1) California Building Standards Administrative Code, Part 1, Title 24, CCR.
 - (2) California Building Code (CBC), Part 2, Title 24, CCR; (International Building Code volumes 1-2 and California Amendments).
 - (3) California Electrical Code (CEC), Part 3, Title 24, CCR; (National Electrical Code and California Amendments).
 - (4) California Mechanical Code (CMC), Part 4, Title 24, CCR; (Uniform Mechanical Code and California Amendments).
 - (5) California Plumbing Code (CPC), Part 5, Title 24, CCR; (Uniform Plumbing Code and California Amendments).

- (6) California Fire Code (CFC), Part 9, Title 24, CCR; (International Fire Code and California Amendments).
- (7) California Green Building Standards Code (CALGreen), Part 11, Title 24, CCR.
- (8) California Referenced Standards Code, Part 12, Title 24, CCR.
- (9) State Fire Marshal Regulations, Public Safety, Title 19, CCR.
- (10) Partial List of Applicable National Fire Protection Association (NFPA) Standards:
 - (a) NFPA 13 - Automatic Sprinkler System.
 - (b) NFPA 14 - Standpipes Systems.
 - (c) NFPA 17A - Wet Chemical System
 - (d) NFPA 24 - Private Fire Mains.
 - (e) (California Amended) NFPA 72 - National Fire Alarm Codes.
 - (f) NFPA 253 - Critical Radiant Flux of Floor Covering System.
 - (g) NFPA 2001 - Clean Agent Fire Extinguishing Systems.
- (11) California Division of the State Architect interpretation of Regulations ("DSA IR"), including, without limitation:
 - (a) DSA IR A-6 — Construction Change Document Submittal and Approval Processes.
 - (b) DSA IR A-7 — Project Inspector Certification and Approval.
 - (c) DSA IR A-8 — Project Inspector and Assistant Inspector Duties and Performance.
 - (d) DSA IR A-12 — Assistant Inspector Approval.
- (12) DSA Procedures ("DSA PR")
 - (a) DSA PR 13-01 – Construction Oversight Process
 - (b) DSA PR 13-02 – Project Certification Process

B. This Project shall be governed by applicable regulations, including, without limitation, the State of California's Administrative Regulations for the Division of the State Architect-Structural Safety (DSA/SS), Chapter 4, Part 1, Title 24, CCR, and the most current version on the date the bids are opened and as it pertains to school construction including, without limitation:

- (1) Test and testing laboratory per Section 4-335. District shall pay for the testing laboratory.
- (2) Special inspections per Section 4-333(c).
- (3) Deferred Approvals per section 4-317(g).
- (4) Verified reports per Sections 4-336 & 4-343(c).
- (5) Duties of the Architect & Engineers shall be per Sections 4-333(a) and 4-341.
- (6) Duties of the Contractor shall be per Section 4-343.
- (7) Duties of Project Inspector shall be per Section 4-334.
- (8) Addenda and Construction Change Documents per Section 4-338.

Contractor shall keep and make available all applicable parts of the most current version of Title 24 referred to in the plans and specifications at the Site during construction.

- C. Items of deferred approval shall be clearly marked on the first sheet of the Architect's and/or Engineer's approved Drawings. All items later submitted for approval shall be per Title 24 requirements to the DSA.
- (1) Contractor shall submit the following to Architect for review and endorsement:
 - (a) Product information on proposed material/system supplier.
 - (b) Drawings, specifications, and calculations prepared, signed, and stamped by an architect or engineer licensed in the State of California for that portion of the Work.
 - (c) All other requirements as may be required by DSA.
 - (2) Cost of preparing and submitting documentation per DSA Deferred Approval requirements including required modifications to Drawings and Specifications, whether or not indicated in the Contract Documents, shall be borne by Contractor.
 - (3) Contractor shall not begin fabrication and installation of deferred approval items without first obtaining DSA approval of Drawings and Specifications.
 - (4) Schedule of Work Subject to DSA Deferred Approval: Window wall systems exceeding 10 feet in span.

PART 2 – PRODUCTS Not Used.

PART 3 – EXECUTION Not Used.

END OF DOCUMENT

ABBREVIATIONS AND ACRONYMS

PART 1 – GENERAL

1.01 RELATED DOCUMENTS AND PROVISIONS:

All Contract Documents should be reviewed for applicable provisions related to the provisions in this document, including without limitation:

- A. General Conditions including without limitation, Definitions;
- B. Special Conditions.

1.02 DOCUMENT INCLUDES:

- A. Abbreviations used throughout the Contract Documents.
- B. Reference to a technical society, organization, or body is by abbreviation, as follows:

1.	AA	The Aluminum Association
2.	AASHTO	American Association of State Highway and Transportation Officials
3.	ABPA	Acoustical and Board Products Association
4.	ACI	American Concrete Institute
5.	AGA	American Gas Association
6.	AGC	Associated General Contractors of America
7.	AHC	Architectural Hardware Consultant
8.	AHRI	Air Conditioning, Heating, Refrigeration Institute
9.	AI	Asphalt Institute
10.	AIA	American Institute of Architects
11.	AISC	American Institute of Steel Construction
12.	AISI	American Iron and Steel Institute
13.	AMCA	Air Movement and Control Association
14.	ANSI	American National Standards Institute
15.	APA	APA – The Engineered Wood Association
16.	ASCE	American Society of Civil Engineers
17.	ASHRAE	American Society of Heating, Refrigeration and Air Conditioning Engineers
18.	ASME	American Society of Mechanical Engineers
19.	ASTM	American Society of Testing and Materials International
20.	AWPA	American Wood Protection Association
21.	AWPI	American Wood Preservers Institute
22.	AWS	American Welding Society
23.	AWSC	American Welding Society Code
24.	AWI	Architectural Woodwork Institute
25.	AWWA	American Water Works Association
26.	BIA	The Brick Industry Association

27.	CCR	California Code of Regulations
28.	CLFMI	Chain Link Fence Manufacturers Institute
29.	CRA	California Redwood Association
30.	CRSI	Concrete Reinforcing Steel Institute
31.	CS	Commercial Standards
32.	CSI	Construction Specifications Institute
33.	CTI	Cooling Technology Institute
34.	FGIA	Fenestration and Glazing Industry Alliance
35.	FGMA	Flat Glass Manufacturers' Association
36.	FIA	Factory Insurance Association
37.	FM	Factory Mutual Global
38.	FS/FED SPEC	Federal Specification
39.	FTI	Facing Title Institute
40.	GA	Gypsum Association
41.	IAPMO	International Association of Plumbing and Mechanical Officials
42.	ICC	International Code Council
43.	IEEE	Institute of Electrical and Electronics Engineers
44.	IES	Illuminating Engineering Society
45.	MCAC	Mason Contractors Association of California
46.	MIMA	Mineral Wool Insulation Manufacturers Association
47.	MLMA	Metal Lath Manufacturers Association
48.	MS/MIL SPEC	Military Specifications
49.	NAAMM	National Association of Architectural Metal Manufacturers
50.	NBHA	National Builders Hardware Association
51.	NCMA	National Concrete Masonry Association
52.	NCSEA	National Council of Structural Engineers Associations
53.	NEC	National Electrical Code
54.	NEMA	National Electrical Manufacturers Association
55.	NIST	National Institute of Standards and Technology
56.	NSI	Natural Stone Institute
57.	NTMA	National Terrazzo and Mosaic Association, Inc.
58.	ORS	Office of Regulatory Services (California)
59.	OSHA	Occupational Safety and Health Act
60.	PCI	Precast/Prestressed Concrete Institute
61.	PCA	Portland Cement Association
62.	PCA	Painting Contractors Association
63.	PDI	Plumbing Drainage Institute
64.	PEI	Porcelain Enamel Institute, Inc.
65.	PG&E	Pacific Gas & Electric Company
66.	PS	Product Standards
67.	SDI	Steel Door Institute; Steel Deck Institute
68.	SJI	Steel Joist Institute
69.	SSPC	Society for Protective Coatings
70.	TCNA	Tile Council of North America, Inc.
71.	TPI	Truss Plate Institute
72.	UBC	Uniform Building Code
73.	UL	Underwriters Laboratories Code

74.	UMC	Uniform Mechanical Code
75.	USDA	United States Department of Agriculture
76.	VI	Vermiculite Institute
77.	WCLIB	West Coast Lumber Inspection Bureau
78.	WDMA	Window and Door Manufacturers Association
79.	WEUSER	Western Electric Utilities Service Engineering Requirements
80.	WIC	Woodwork Institute of California

PART 2 - PRODUCTS Not Used.

PART 3 - EXECUTION Not Used.

END OF DOCUMENT

DEFINITIONS

PART 1 - GENERAL

1.01 RELATED DOCUMENTS AND PROVISIONS

All Contract Documents should be reviewed for applicable provisions related to the provisions in this document, including without limitation:

- A. General Conditions including without limitation, Definitions;
- B. Special Conditions.

1.02 QUALITY ASSURANCE

- A. For products or workmanship specified by association, trade, or Federal Standards, Contractor shall comply with requirements of the standard, except when more rigid requirements are specified in the Contract Documents, or are required by applicable codes.
- B. Contractor shall conform to current reference standard publication date in effect on the date of bid opening.
- C. Contractor shall obtain copies of standards unless specifically required not to by the Contract Documents.
- D. Contractor shall maintain a copy of all standards at jobsite during submittals, planning, and progress of the specific Work, until final completion, unless specifically required not to by the Contract Documents.
- E. Should specified reference standards conflict with Contract Documents, Contractor shall request clarification from the District and/or the Architect before proceeding.
- F. The contractual relationship of the parties to the Contract shall not be altered from the contractual relationship as indicated in the Contract Documents by mention or inference otherwise in any referenced document.
- G. Governing Codes shall be as shown in the Contract Documents including, without limitation, the Specifications.

END OF DOCUMENT

REFERENCES**PART 1 - GENERAL****1.01 SCHEDULE OF REFERENCES:**

The following information is intended only for the general assistance of the Contractor, and the District does not represent that all of the information is current. It is the Contractor's responsibility to verify the correct information for each of the entities listed.

AA	The Aluminum Association 1400 Crystal Drive, Suite 430 Arlington, VA 22202 www.aluminum.org	703/358-2960
AABC	Associated Air Balance Council 2401 Pennsylvania Avenue NW, Suite 330 Washington, DC 20037 www.aabc.com	202/737-0202
AASHTO	American Association of State Highway and Transportation Officials 555 12th St. NW - Suite 1000 Washington, DC 20004 www.transportation.org	202/624-5800
AATCC	American Association of Textile Chemists and Colorists P.O. Box 12215 Research Triangle Park, NC 27709-2215 www.aatcc.org	919/549-8141
ACA	American Coatings Association 901 New York Ave., NW, Suite 300 West Washington, DC 20001 www.paint.org	202/462-6272
ACI	American Concrete Institute 38800 Country Club Dr. Farmington Hills, MI 48331-3439 www.concrete.org	248/848-3800
ACPA	American Concrete Pipe Association 5605 N. MacArthur Blvd., Suite 340 Irving, TX 75038 www.concrete-pipe.org	972/506-7216

ADC	Air Duct Council 1901 N. Roselle Road, Suite 800 Schaumburg, IL 60195 www.flexibleduct.org	847/706-6750
AF&PA	American Forest and Paper Association 1101 K Street, NW, Suite 700 Washington, DC 20005 www.afandpa.org	202/463-2700
AGA	American Gas Association 400 North Capitol Street, NW, Suite 450 Washington, DC 20001 www.aga.org	202/824-7000
AGC	Associate General Contractors of America 2300 Wilson Blvd., Suite 300 Arlington, VA 22201 www.agc.org	703/548-3118
AHA	American Hardboard Association 1210 West Northwest Highway Palatine, IL 60067 http://domensino.com/AHA/default.htm	847/934-8800
AI	Asphalt Institute 2696 Research Park Drive Lexington, KY 40511-8480 www.asphaltinstitute.org	859/288-4960
AIA	The American Institute of Architects 1735 New York Ave., NW Washington, DC 20006-5292 www.aia.org	202/626-7300
AISC	American Institute of Steel Construction 130 East Randolph Street, Suite 2000 Chicago, IL 60601 www.aisc.org	312.670.2400
AISI	American Iron and Steel Institute 25 Massachusetts Ave., NW, Suite 800 Washington, DC 20001 www.steel.org	202/452-7100
AITC	American Institute of Timber Construction 1010 South 336th Street, #210 Federal Way, WA 98003-7394 https://www.plib.org/aitc/	253/835-3344

ALI	Associated Laboratories, Inc. P.O. Box 152837 Dallas, TX 75315 www.assoc-labs.com	214/565-0593
ALSC	American Lumber Standards Committee, Inc. 7470 New Technology Way, Suite F Frederick, MD 21703 www.alsc.org	301/972-1700
AMCA	Air Movement and Control Association International, Inc. 30 W. University Drive Arlington Heights, IL 60004 www.amca.org	847/394-0150
AMPP (formerly SSPC)	Association for Materials Protection and Performance (merger of Society for Protective Coatings and National Association of Corrosion Engineers International) (formerly Steel Structures Painting Council) 800 Trumbull Drive Pittsburgh, PA 15205 www.sspc.org	412/281-2331 877/281-7772
ANLA	AmericanHort (merger of American Nursery & Landscape Association and OFA – The Association of Horticultural Professionals) 2130 Stella Court Columbus, OH 43215 www.americanhort.org	614/487-1117
ANSI	American National Standards Institute 1899 L Street, NW, 11th Floor Washington, DC 20036 www.ansi.org	202/293-8020
APA	APA-The Engineered Wood Association 7011 S. 19th Street Tacoma, WA 98466-5333 www.apawood.org	253/565-6600

APA	Architectural Precast Association 325 John Knox Rd, Suite L-103 Tallahassee, FL 32303 www.archprecast.org	850/205-5637
APCIA	American Property Casualty Insurance Association (merger of American Insurance Association (formerly the National Board of Fire Underwriters) with the Property Casualty Insurers Association of America) 555 12th St, NW, Suite 550 Washington DC 20004 www.apci.org	202/828-7100
AHRI	Air Conditioning and Refrigeration Institute (now Air- Conditioning, Heating, & Refrigeration Institute) 2311 Wilson Blvd, Suite 400 Arlington, VA 22201 www.ahrinet.org	703/524-8800
ARMA	Asphalt Roofing Manufacturers Association 2331 Rock Spring Road Forest Hill, MD 21050 www.asphaltroofing.org	443/640-1075
ASA	The Acoustical Society of America Suite 300 1305 Walt Whitman Road Melville, NY 11747-4300 https://acousticalsociety.org/	516/576-2360
ASCE	American Society of Civil Engineers 1801 Alexander Bell Drive Reston, VA 20191 www.asce.org	800/548-2723 703/295-6300
ASHRAE	American Society of Heating, Refrigerating and Air Conditioning Engineers 180 Technology Parkway Peachtree Corners, GA 30092 www.ashrae.org	800/527-4723 404/636-8400
ASLA	American Society of Landscape Architects 636 Eye Street, NW Washington, DC 20001-3736 www.asla.org	202/898-2444
ASME	American Society of Mechanical Engineers Two Park Avenue New York, NY 10016-5990 www.asme.org	800/834-2763

ASPE	American Society of Plumbing Engineers 6400 Shafer Court, Suite 350 Rosemont, IL 60018 http://aspe.org	847/296-0002
ASQ	American Society for Quality P.O. Box 3005 Milwaukee, WI 53201-3005 or 600 North Plankinton Avenue Milwaukee, WI 53203 http://asq.org	800/248-1946 414/272-8575
ASSE	American Society of Sanitary Engineering 18927 Hickory Creek Dr., Suite 220 Mokena, IL 60448 www.asse-plumbing.org	708/995-3019
ASTM	ASTM International 100 Barr Harbor Drive PO Box C700 West Conshohocken, PA, 19428-2959 www.astm.org	610/832-9500
AWCI	Association of the Wall and Ceiling Industry 513 West Broad Street, Suite 210 Falls Church, VA 22046 www.awci.org	703/538-1600
AWPA	American Wood Protection Association (formerly American Wood Preservers Institute) P.O. Box 361784 Birmingham, AL 35236-1784 www.awpa.com	205/733-4077
AWS	American Welding Society 8669 NW 36 Street, Suite 130 Miami, FL 33166 www.aws.org	800/443-9353 305/443-9353
AWI	Architectural Woodwork Institute 46179 Westlake Drive, Suite 120 Potomac Falls, VA 20165-5874 www.awinet.org	571/323-3636
AWWA	American Water Works Association 6666 West Quincy Avenue Denver, CO 80235 www.awwa.org	800/926-7337 303/794-7711

BHMA	Builders Hardware Manufacturers Association 355 Lexington Avenue, 15th Floor New York, NY 10017 www.buildershardware.com	212/297-2122
BIA	The Brick Industry Association 12007 Sunrise Valley Drive, Suite 430 Reston, VA 20191 www.gobrick.com	703/620-0010
CGA	Compressed Gas Association 8484 Westpark Drive, Suite 220 McLean, VA 22102 www.cganet.com	703/788-2700
CISCA	Ceilings & Interior Systems Construction Association 1010 Jorie Blvd, Suite 30 Oak Brook, IL 60523 www.cisca.org	630/584-1919
CISPI	Cast Iron Soil Pipe Institute 2401 Fieldcrest Dr. Mundelein, IL 60060 www.cispi.org	224/864-2910
CLFMI	Chain Link Fence Manufacturers Institute 10015 Old Columbia Road, Suite B-215 Columbia, MD 21046 chainlinkinfo.org	301/596-2583
CPA	Composite Panel Association 19465 Deerfield Avenue, Suite 306 Leesburg, VA 20176 www.compositepanel.org	703/724-1128
CPSC	Consumer Product Safety Commission 4330 East-West Highway Bethesda, MD 20814 www.cpsc.gov	800/638-2772
CRA	California Redwood Association 818 Grayson Road, Suite 201 Pleasant Hill, CA 94523 www.calredwood.org	925/935-1499

CRI	Carpet and Rug Institute 100 S. Hamilton Street Dalton, GA 30722-2048 www.carpet-rug.org	706/278-3176
CRSI	Concrete Reinforcing Steel Institute 933 N. Plum Grove Road Schaumburg, IL 60173-4758 www.crsi.org	847/517-1200
CSI	The Construction Specifications Institute 123 North Pitt St, Suite 450 Alexandria, VA 22314 www.csinet.org	800/689-2900
CTIOA	Ceramic Tile Institute of America 12061 Jefferson Blvd. Culver City, CA 90230-6219 www.ctioa.org	310/574-7800
DHA	Decorative Hardwoods Association (formerly Hardwood Plywood & Veneer Association) 42777 Trade West Dr. Sterling, VA 20166 https://www.decorativehardwoods.org/	703/435-2900
DHI	Door and Hardware Institute (formerly National Builders Hardware Association) 2001 K Street NW, 3rd Floor North Washington, DC 20006 www.dhi.org	202/367-1134
DIPRA	Ductile Iron Pipe Research Association P.O. Box 190306 Birmingham, AL 35219 www.dipra.org	205/402-8700
DOC	U.S. Department of Commerce 1401 Constitution Ave., NW Washington, DC 20230 www.commerce.gov	202/482-2000
DOT	U.S. Department of Transportation 1200 New Jersey Avenue, SE Washington, DC 20590 www.dot.gov	855/368-4200
EJMA	Expansion Joint Manufacturers Association, Inc. 25 North Broadway Tarrytown, NY 10591 www.ejma.org	914/332-0040

EPA	Environmental Protection Agency Ariel Rios Building 1200 Pennsylvania Avenue, N.W. Washington, DC 20460 www.epa.gov	202/272-0167
FCICA	Floor Covering Installation Contractors Association 800 Roosevelt Rd., Bldg. C, Suite 312 Glen Ellyn, IL 60137 www.fcica.com	630/672-3702
FGIA	Fenestration and Glazing Industry Alliance 1900 E Golf Rd, Suite 1250 Schaumburg, IL 60173 https://fgiaonline.org/	847/303-5664
FM Global	Factory Mutual Insurance Company Amy Daley Global Practice Leader – Education, Public Entities, Health Care FM Global 270 Central Avenue Johnston, RI 02919-4949 www.fmglobal.com	401/275-3000 401/275-3029
FS	General Services Administration (GSA) Index of Federal Specifications, Standards and Commercial Item Descriptions 470 East L'Enfant Plaza, SW, Suite 8100 Washington, DC 20407 www.gsa.gov	202/619-8925
GA	The Gypsum Association 962 Wayne Ave., Suite 620 Silver Spring, MD 20910 www.gypsum.org	301/277-8686
HMA	Hardwood Manufacturers Association One Williamsburg Place, Suite 108 Warrendale, PA 15086 http://hmamembers.org	412/244-0440

IAPMO	International Association of Plumbing and Mechanical Officials (formerly the Western Plumbing Officials Association) 4755 E. Philadelphia St. Ontario, CA 91761 www.iapmo.org	909/472-4100
ICC	International Code Council 500 New Jersey Avenue, NW, 6th Floor Washington, DC 20001 www.iccsafe.org	888/422-7233
IEEE	Institute of Electrical and Electronics Engineers 3 Park Avenue, 17th Floor New York, NY 10016-5997 www.ieee.org	212/419-7900
IES	Illuminating Engineering Society 120 Wall Street, Floor 17 New York, NY 10005-4001 www.ies.org	212/248-5000
ITRK	Intertek Testing Services 3933 US Route 11 Cortland, NY 13045 www.intertek.com	607/753-6711
MCAA	Mechanical Contractors Association of America 1385 Piccard Drive Rockville, MD 20850 www.mcaa.org	301/869-5800
MMPA (formerly WMMPA)	Moulding & Millwork Producers Association (formerly Wood Moulding & Millwork Producers Association) 507 First Street Woodland, CA 95695 www.wmmpa.com	530/661-9591 800/550-7889
MSS	Manufacturers Standardization Society (MSS) of the Valve and Fittings Industry, Inc. 127 Park Street, NE Vienna, VA 22180-4602 http://mss-hq.org	703/281-6613
NAAMM	National Association of Architectural Metal Manufacturers 800 Roosevelt Rd. Bldg. C, Suite 312 Glen Ellyn, IL 60137 www.naamm.org	630/942-6591

NAIMA	North American Insulation Manufacturers Association P.O. Box 1906 Alexandria, VA 22313 https://insulationinstitute.org/	703/684-0084
NALP	National Association of Landscape Professionals (formerly Professional Landcare Network) 12500 Fair Lakes Circle, Suite 200 Fairfax, VA 22033 https://www.landscapeprofessionals.org/	703/736-9666
NAPA	National Asphalt Pavement Association 6406 Ivy Lane, Suite 350 Greenbelt, MD 20770-1441 www.asphaltpavement.org	888/468-6499 301/731-4748
NCSPA	National Corrugated Steel Pipe Association 14070 Proton Road, Suite 100 Dallas, TX 75244 www.ncspa.org	972/850-1907
NCMA	National Concrete Masonry Association 13750 Sunrise Valley Drive Herndon, VA 20171-4662 www.ncma.org	703/713-1900
NEBB	National Environmental Balancing Bureau 8575 Grovemont Circle Gaithersburg, MD 20877 www.nebb.org	301/977-3698
NECA	National Electrical Contractors Association 1201 Pennsylvania Ave. NW Washington, D.C., 20004 www.necanet.org	202/991-6300
NEMA	National Electrical Manufacturers Association 1300 North 17th Street N, Suite 900 Rosslyn, VA 22209 www.nema.org	703/841-3200
NEII	National Elevator Industry, Inc. 5537 SW Urish Road Topeka, KS 66610 https://nationalelevatorindustry.org/	703/589-9985
NFPA	National Fire Protection Association 1 Batterymarch Park Quincy, MA 02169-7471 www.nfpa.org	800/344-3555 855/274-8525

NGA (formerly GANA)	National Glass Association (merged with Glass Association of North America) 1945 Old Gallows Road Suite 750 Vienna, VA 22182 www.glass.org	866/342-5642 Ext 127
NHLA	National Hardwood Lumber Association PO Box 34518 Memphis, TN 38184 www.nhla.com	901/377-1818
NIA	National Insulation Association 516 Herndon Pkwy., Ste. D Herndon, VA 20170 www.insulation.org	703/464-6422
NRCA	National Roofing Contractors Association 10255 W. Higgins Road, Suite 600 Rosemont, IL 60018-5607 www.nrca.net	847/299-9070
NSF	NSF International 789 N. Dixboro Road Ann Arbor, MI 48113-0140 www.nsf.org	800/673-6275 734/769-8010
NSI	Natural Stone Institute (formerly Marble Institute of America) 380 E. Lorain St. Oberlin, OH 44074 https://www.naturalstoneinstitute.org/	440/250-9222
NTMA	National Terrazzo and Mosaic Association 209 N. Crockett Street, Suite 2 PO Box 2605 Fredericksburg, TX 78624 www.ntma.com	800/323-9736
OSHA	Occupational Safety and Health Act U.S. Department of Labor Occupational Safety & Health Administration 200 Constitution Ave., NW Washington, DC 20210 www.osha.gov	800/321-OSHA (6742)

PCA	Portland Cement Association 5420 Old Orchard Road Skokie, IL 60077 or 200 Massachusetts Ave NW, Suite 200 Washington, DC 20001 www.cement.org	847/966-6200 202/408-9494
PCA	Painting Contractors Association (formerly Painting and Decorating Contractors of America) 2316 Millpark Drive Maryland Heights, MO 63043 https://www.pcapainted.org/	800/322-7322
PCI	Precast/Prestressed Concrete Institute 8770 W. Bryn Mawr Ave., Suite 1150 Chicago, IL 60631 www.pci.org	312/786-0300
PDI	Plumbing & Drainage Institute 800 Turnpike Street, Suite 300 North Andover, MA 01845 http://pdionline.org	978/557-0720 800/589-8956
PEI	Porcelain Enamel Institute, Inc. P.O. Box 920220 Norcross, GA 30010 www.porcelainenamel.com	770/676-9366
PG&E	Pacific Gas & Electric Company P.O. Box 997300 Sacramento, CA 95899-7300 www.pge.com	800/743-5000
PLIB	Pacific Lumber Inspection Bureau (formerly West Coast Lumber Inspection Bureau) 1010 South 336th Street, Suite 210 Federal Way, WA 98003-7394 https://www.plib.org/	253/835-3344
RFCI	Resilient Floor Covering Institute 115 Broad Street, Suite 201 La Grange, GA 30240 www.rfci.com	706/882-3833
SDI	Steel Deck Institute P.O. Box 426 Glenshaw, PA 15116 www.sdi.org	412/487-3325

SDI	Steel Door Institute 30200 Detroit Road Westlake, OH 44145 www.steeldoor.org	440/899-0010
SJI	Steel Joist Institute 140 West Evans Street, Suite 203 Florence, SC 29501 http://steeljoist.org	843/407-4091
SMA	Stucco Manufacturers Association 5753 E Santa Ana Cyn Rd, #G-156 Anaheim, CA 92807 www.stuccomfgassoc.com	714/473-9579
SMACNA	Sheet Metal and Air Conditioning Contractors' National Association 4201 Lafayette Center Drive Chantilly, VA 20151-1219 www.smacna.org	703/803-2980
SPI	SPI: The Plastics Industry Trade Association, Inc. 1425 K St. NW, Suite 500 Washington, DC 20005 www.plasticsindustry.org	202/974-5200
TCA	The Tile Council of North America 100 Clemson Research Blvd. Anderson, SC 29625 www.tcnatile.com	864/646-8453
TPI	Truss Plate Institute 2670 Crain Highway, Suite 203 Waldorf, MD 20601 www.tpinst.org	240/587-5582
TPI	Turfgrass Producers International 444 E. Roosevelt Road #346 Lombard, IL 60148 www.turfgrassod.org	800/405-8873 847/649-5555
TCIA	Tree Care Industry Association (formerly the National Arborist Association) 670 N Commercial Street, Suite 201 Manchester, NH 03101 www.tcia.org	603/314-5380 800/733-2622

TVI	The Vermiculite Institute c/o The Schundler Company 10 Central Street Nahant, MA 01908 www.vermiculiteinstitute.org	732/287-2244
UL	Underwriters Laboratories Inc. 333 Pfingsten Road Northbrook, IL 60062-2096 www.ul.com	847/272-8800 877/854-3577
UNI	Uni-Bell PVC Pipe Association 201 E. John Carpenter Freeway, Suite 750 Irving, TX 75062 www.uni-bell.org	972/243-3902
USDA	U.S. Department of Agriculture 1400 Independence Ave., S.W. Washington, DC 20250 www.usda.gov	202/720-2791
WA	Wallcoverings Association 35 E Wacker Dr., Suite 850 Chicago, IL 60601 www.wallcoverings.org	312/224-2574
WCMA	Window Covering Manufacturers Association 355 Lexington Avenue 15th Floor New York, NY 10017 www.wcmanet.org	212/297-2122
WDMA	Window & Door Manufacturers Association 2001 K Street NW, 3rd Floor North Washington, D.C. 20006 www.wdma.com	202/367-1157
WI	Woodwork Institute 1455 Response Road, Suite 110 Sacramento, CA 95815 www.wicnet.org	916/372-9943
WRI	Wire Reinforcement Institute 942 Main Street, Suite 300 Hartford, CT 06103 www.wirereinforcementinstitute.org	860/240-9545
WWCA	Western Wall & Ceiling Contractors Association 1910 N. Lime St. Orange, CA 92865 www.wwcca.org	714/221-5520

WWPA	Western Wood Products Association (formerly Redwood Inspection Service) 1500 SW First Ave., Suite 870 Portland, OR 97201 www.wwpa.org	503/224-3930
------	--	--------------

PART 2 - PRODUCTS Not Used.

PART 3 - EXECUTION Not Used.

END OF DOCUMENT

MATERIALS AND EQUIPMENT

PART 1 - GENERAL

1.01 RELATED DOCUMENTS AND PROVISIONS

All Contract Documents should be reviewed for applicable provisions related to the provisions in this document, including without limitation:

- A. General Conditions, including, without limitation, Purchase of Materials and Equipment;
- B. Special Conditions;
- C. Imported Materials Certification.

1.02 MATERIAL AND EQUIPMENT

- A. Only items approved by the District and/or Design Professional shall be used.
- B. Contractor shall submit lists of products and other product information in accordance with the Contract Documents, including, without limitation, the provisions regarding the submittals.

1.03 MATERIAL AND EQUIPMENT COLORS

- A. The District and/or Architect will provide a schedule of colors.
- B. No individual color selections will be made until after approval of all pertinent materials and equipment and after receipt of appropriate samples in accordance with the Contract Documents, including, without limitation, the provisions regarding the submittals.
- C. Contractor shall request priority in writing for any item requiring advance ordering to maintain the approved Construction Schedule.

1.04 DELIVERY, STORAGE, AND HANDLING

- A. Contractor shall deliver manufactured materials in original packages, containers, or bundles (with seals unbroken), bearing name or identification mark of manufacturer.
- B. Contractor shall deliver fabrications in as large assemblies as practicable; where specified as shop-primed or shop-finished, package or crate as required to preserve such priming or finish intact and free from abrasion.
- C. Contractor shall store materials in such a manner as necessary to properly protect them from damage. Materials or equipment damaged by handling, weather, dirt, or from any other cause will not be accepted.

- D. Materials are not acceptable that have been warehoused for long periods of time, stored or transported in improper environment, improperly packaged, inadequately labeled, poorly protected, excessively shipped, deviated from normal distribution pattern, or reassembled.
- E. Contractor shall store material so as to cause no obstructions of sidewalks, roadways, access to the Site or buildings, and underground services. Contractor shall protect material and equipment furnished under Contract.
- F. Contractor may store materials on Site with prior written approval by the District, all material shall remain under Contractor's control and Contractor shall remain liable for any damage to the materials. Should the Project Site not have storage area available, the Contractor shall provide for off-site storage at a bonded warehouse and with appropriate insurance coverage at no cost to District.
- G. When any room in Project is used as a shop or storeroom, the Contractor shall be responsible for any repairs, patching, or cleaning necessary due to that use. Location of storage space shall be subject to prior written approval by District.

PART 2 - PRODUCTS

2.01 MANUFACTURERS

- A. Manufacturers listed in various sections of Contract Documents are names of those manufacturers that are believed to be capable of supplying one or more of items specified therein.
- B. The listing of a manufacturer does not imply that every product of that manufacturer is acceptable as meeting the requirements of the Contract Documents.

2.02 FACILITIES AND EQUIPMENT

Contractor shall provide, install, maintain, and operate a complete and adequate facility for handling, the execution, disposal, and distribution of material and equipment as required for proper and timely performance of Work connected with Contract.

2.03 MATERIAL REFERENCE STANDARDS

Where material is specified solely by reference to "standard specifications" and if requested by District, Contractor shall submit for review data on actual material proposed to be incorporated into Work of Contract listing name and address of vendor, manufacturer, or producer, and trade or brand names of those materials, and data substantiating compliance with standard specifications.

PART 3 - EXECUTION

3.01 WORKMANSHIP

- A. Where not more specifically described in any other Contract Documents, workmanship shall conform to methods and operations of best standards and accepted practices of trade or trades involved and shall include items of fabrication, construction, or installation regularly furnished or required for completion (including finish and for successful operation, as intended).
- B. Work shall be executed by tradespersons skilled in their respective lines of Work. When completed, parts shall have been durably and substantially built and present a neat appearance.

3.02 COORDINATION

- A. Contractor shall coordinate installation of Work so as to not interfere with installation of others. Adjustment or rework because of Contractor's failure to coordinate will be at no additional cost to District.
- B. Contractor shall examine in-place work for readiness, completeness, fitness to be concealed or to receive other work, and in compliance with Contract Documents. Concealing or covering Work constitutes acceptance of additional cost which will result should in-place Work be found unsuitable for receiving other Work or otherwise deviating from the requirements of the Contract Documents.

3.03 COMPLETENESS

Contractor shall provide all portions of the Work, unless clearly stated otherwise, installed complete and operational with all elements, accessories, anchorages, utility connections, etc., in manner to assure well-balanced performance, in accordance with manufacturer's recommendations and by Contract Documents. For example, electric water coolers require water, electricity, and drain services; roof drains require drain system; sinks fit within countertop, etc. Terms such as "installed complete," "operable condition," "for use intended," "connected to all utilities," "terminate with proper cap," "adequately anchored," "patch and refinish," "to match similar," should be assumed to apply in all cases, except where completeness of functional or operable condition is specifically stated as not required.

3.04 APPROVED INSTALLER OR APPLICATOR

Installation by a manufacturer's approved installer or applicator is an understood part of Specifications and only approved installer or applicator is to provide on-site Work where specified manufacturer has on-going program of approving (i.e. certifying, bonding, re-warranting) installers or applicators. Newly established relationships between a manufacturer and an installer or applicator who does not have other approved applicator work in progress or completed is not approved for this Project.

3.05 MANUFACTURER'S RECOMMENDATIONS

All installations shall be in accordance with manufacturer's published recommendations and specific written directions of manufacturer's representative. Should Contract Documents differ from recommendations of manufacturer or directions of his representative, Contractor shall analyze differences, make recommendations to the District and the Architect in writing, and shall not proceed until interpretation or clarification has been issued by the District and/or the Architect.

END OF DOCUMENT

QUALITY CONTROL

PART 1 - GENERAL

1.01 RELATED DOCUMENTS AND PROVISIONS:

All Contract Documents should be reviewed for applicable provisions related to the provisions in this document, including without limitation:

- A. General Conditions, including, without limitation, Inspector, Inspections and Tests, Uncovering of Work and Non-conforming of Work and Correction of Work;
- B. Special Conditions.

1.02 RELATED CODES:

- A. The Work is governed by requirements of Title 24, California Code of Regulations ("CCR"), and the Contractor shall keep a copy of these available at the job Site for ready reference during construction.
- B. The Division of the State Architect ("DSA") shall be notified at or before the start of construction.

1.03 OBSERVATION AND SUPERVISION:

- A. The District and Architect or their appointed representatives will review the Work and the Contractor shall provide facilities and access to the Work at all times as required to facilitate this review. Administration by the Architect and any consulting Structural Engineer will be in accordance with applicable regulations, including, without limitation, CCR, Part 1, Title 24, Section 4-341.
- B. One or more Project Inspector(s) approved by DSA and employed by or in contract with the District, referred to hereinafter as the "Project Inspector", will observe the work in accordance with CCR, Part 1, Title 24, Sections 4-333(b) and 4-342:
 - (1) The Project Inspector and Special Inspector(s) shall have access to the Work wherever it is in preparation or progress for ascertaining that the Work is in accordance with the Contract Documents and all applicable code sections. The Contractor shall provide facilities and operation of equipment as needed, and access as required and shall provide assistance for sampling or measuring materials.
 - (2) The Project Inspector will notify the District and Architect and call the attention of the Contractor to any observed failure of Work or material to conform to Contract Documents.
 - (3) The Project Inspector shall observe and monitor all testing and inspection activities required.

The Contractor shall conform with all applicable laws as indicated in the Contract Documents, including, without limitation, to CCR, Part 1, Title 24, Section 4-343. The Contractor shall supervise and direct the Work and maintain a competent superintendent on the job who is authorized to act in all matters pertaining to the Work. The Contractor's superintendent shall also inspect all materials, as they arrive, for compliance with the Contract Documents. Contractor shall reject defective Work or materials immediately upon delivery or failure of the Work or material to comply with the Contract Documents. The Contractor shall submit verified reports as indicated in the Contract Documents, including, without limitation, the Specifications and as required by Part 1, Title 24, Section 4-336.

1.04 TESTING AGENCIES:

- A. Testing agencies and tests shall be in conformance with the General Documents and the requirements of Part 1, Title 24, Section 4- 335.
- B. Testing and inspection in connection with earthwork shall be under the direction of the District's consulting soils engineer, if any, referred to hereinafter as the "Soils Engineer."
- C. Testing and inspection of construction materials and workmanship shall be performed by a qualified laboratory, referred to hereinafter as the "Testing Laboratory." The Testing Laboratory shall be under direction of an engineer registered in the State of California, shall conform to requirements of ASTM E329, and shall be employed by or in contract with the District.

1.05 TESTS AND INSPECTIONS:

- A. The Contractor shall be responsible for notifying the District and Project Inspector of all required tests and inspections. Contractor shall notify the District and Project Inspector at least seventy-two hours (72) hours in advance of performing any Work requiring testing or inspection.
- B. The Contractor shall provide access to Work to be tested and furnish incidental labor, equipment, and facilities to facilitate all inspections and tests.
- C. The District will pay for first inspections and tests required by the "CCR", and other inspections or tests that the District and/or the Architect may direct to have made, including the following principal items:
 - (1) Tests and observations for earthwork and paving.
 - (2) Tests for concrete mix designs, including tests of trial batches.
 - (3) Tests and inspections for structural steel work.
 - (4) Field tests for framing lumber moisture content.
 - (5) Additional tests directed by the District that establish that materials and installation comply with the Contract Documents.
 - (6) Tests and observations of welding and expansion anchors.

- D. The District may at its discretion, pay and then back charge the Contractor for:
 - (1) Retests or reinspections, if required, and tests or inspections required due to Contractor error or lack of required identifications of material.
 - (2) Uncovering of work in accordance with Contract Documents.
 - (3) Testing done on weekends, holidays, and overtime will be chargeable to the Contractor for the overtime portion.
 - (4) Testing done off Site.
- E. Testing and inspection reports and certifications:
 - (1) If initially received by Contractor, Contractor shall provide to each of the following a copy of the agency or laboratory report of each test or inspection or certification.
 - (a) The District;
 - (b) The Construction Manager, if any;
 - (c) The Architect;
 - (d) The Consulting Engineer, if any;
 - (e) Other engineers on the Project, as appropriate;
 - (f) The Project Inspector; and
 - (g) The Contractor.
 - (2) When the test or inspection is one required by the CCR, a copy of the report shall also be provided to the DSA.

PART 2 - PRODUCTS

2.01 TYPE OF TESTS AND INSPECTIONS

- A. Testing and inspection shall be in accordance with DSA Form 103 (or current version)
- B. Slump Test
ASTM C 143
- C. Concrete Tests

Testing agency shall test concrete used in the work per the following paragraphs:

- (1) Compressive Strength:

- (a) Minimum number of tests required: One (1) set of three (3) cylinders for each 100 cubic yards (Sec. 2604(h) 01) of concrete or major fraction thereof, placed in one (1) day. See Title 24, Section 2605(g).
- (b) Two cylinders of each set shall be tested at twenty-eight (28) days. One (1) cylinder shall be held in reserve and tested only when directed by the Architect or District.
- (c) Concrete shall test the minimum ultimate compressive strength in twenty-eight 28 days, as specified on the structural drawings.
- (d) In the event that the twenty-eight (28) day test falls below the minimum specified strength, the effective concrete in place shall be tested by taking cores in accordance with UBC Standard No. 26-13 and tested as required for cylinders.
- (e) In the event that the test on core specimens falls below the minimum specified strength, the concrete will be deemed defective and shall be removed and replaced upon such direction of the Architect, and in a manner acceptable to the Division of the State Architect.

D. Reinforcing, Steel

E. Structural Steel Per Title 24 and as noted:

- (1) Material: Steel per Table in Title 24, Section 2712.
- (2) Qualification of Welders (UBC Std. 27-6).
- (3) Shop fabrication (Section 2712(d). Structural steel only).
- (4) Shop and field welding (Section 2712(e)).

PART 3 - EXECUTION Not Used.

END OF DOCUMENT

TEMPORARY FACILITIES AND CONTROLS

PART 1 – GENERAL

1.01 RELATED DOCUMENTS AND PROVISIONS:

All Contract Documents should be reviewed for applicable provisions related to the provisions in this document, including without limitation:

- A. General Conditions;
- B. Special Conditions;
- C. Site Standards; and
- D. Construction Waste Management and Disposal.

1.02 TEMPORARY UTILITIES:

- A. Electric Power and Lighting:
 - (1) Contractor will pay for power during the course of the Work. To the extent power is available in the building(s) or on the Site, Contractor may use the District's existing utilities by making prearranged payments to the District for the utilities used by Contractor and all Subcontractors. Contractor shall be responsible for providing temporary facilities required to deliver that power service from its existing location in the building(s) or on the Site to point of intended use.
 - (2) Contractor shall verify characteristics of power available in building(s) or on the Site. Contractor shall take all actions required to make modifications where power of higher voltage or different phases of current are required. Contractor shall be fully responsible for providing that service and shall pay all costs required therefor.
 - (3) Contractor shall furnish, wire for, install, and maintain temporary electrical lights wherever it is necessary to provide illumination for the proper performance and/or observation of the Work: a minimum of 20 foot-candles for rough work and 50 foot-candles for finish work.
 - (4) Contractor shall be responsible for maintaining existing lighting levels in the project vicinity should temporary outages or service interruptions occur.
- B. Heat and Ventilation:
 - (1) Contractor shall provide temporary heat to maintain environmental conditions to facilitate progress of the Work, to meet specified minimum conditions for the installation and curing of materials, and to

protect materials and finishes from damage due to improper temperature and humidity conditions. Portable heaters shall be standard units complete with controls.

- (2) Contractor shall provide forced ventilation and dehumidification, as required, of enclosed areas for proper installation and curing of materials, to disperse humidity, and to prevent hazardous accumulations of dust, fumes, vapors, and gases.
- (3) Contractor shall pay the costs of installation, maintenance, operation, and removal of temporary heat and ventilation, including costs for fuel consumed, required for the performance of the Work.

C. Water:

- (1) Contractor shall pay for water used during the course of the Work. Contractor shall coordinate and pay for installation or use of water meter in compliance with local water agency requirements. To the extent water is then available in the building(s) or on the Site, Contractor may use the District's existing utilities by making prearranged payments to the District for the utilities used by Contractor and all Subcontractors. Contractor shall be responsible for providing temporary facilities required to deliver such utility service from its existing location in the building(s), on the Site, or other location approved by the local water agency, to point of intended use.
- (2) Contractor shall use backflow preventers on water lines at point of connection to District's water supply. Backflow preventers shall comply with requirements of Uniform Plumbing Code.
- (3) Contractor shall make potable water available for human consumption.

D. Sanitary Facilities:

- (1) Contractor shall provide sanitary temporary facilities in no fewer numbers than required by law and such additional facilities as may be directed by the Inspector for the use of all workers. The facilities shall be maintained in a sanitary condition at all times and shall be left at the Site until removal is directed by the Inspector or Contractor completes all other work at the Site.
- (2) Use of toilet facilities in the Work under construction shall not be permitted except by consent of the Inspector and the District.

E. Telephone Service:

- (1) Contractor shall arrange with local telephone service company for telephone service as required for the performance of the Work. Contractor shall, at a minimum, provide in its field office one line for telephone and one line for fax machine.
- (2) Contractor shall pay the costs for telephone and fax lines installation, maintenance, service, and removal.

- F. Fire Protection:
 - (1) Contractor shall provide and maintain fire extinguishers and other equipment for fire protection. Such equipment shall be designated for use for fire protection only and shall comply with all requirements of the California Fire, State Fire Marshall and/or its designee.
 - (2) Where on-site welding and burning of steel is unavoidable, Contractor shall provide protection for adjacent surfaces.
- G. Trash Removal:
 - (1) Contractor shall provide trash removal on a timely basis. Under no circumstance shall Contractor use District trash service.
- H. Field Office:
 - (1) If Contractor chooses to provide a field office, it shall be an acceptable construction trailer that is well-lit and ventilated. The construction trailer shall be equipped with shelves, desks, filing cabinet, chairs, and such other items of equipment needed. Trailer and equipment are the property of the Contractor and must be removed from the Site upon completion of the Work. Contractor may use the corridor adjacent to the construction area for an office area, if approved in writing by District.
 - (2) Contractor shall provide any additional electric lighting and power required for the trailer. Contractor shall make adequate provisions for heating and cooling as required.
- I. Temporary Facilities:
 - (1) Temporary Fencing by Contractor.

1.03 CONSTRUCTION AIDS:

- A. Plant and Equipment:
 - (1) Contractor shall furnish, operate, and maintain a complete plant for fabricating, handling, conveying, installing, and erecting materials and equipment; and for conveyances for transporting workers. Include elevators, hoists, debris chutes, and other equipment, tools, and appliances necessary for performance of the Work.
 - (2) Contractor shall maintain plant and equipment in safe and efficient operating condition. Damages due to defective plant and equipment, and uses made thereof, shall be repaired by Contractor at no expense to the District.
- B. None of the District's tools and equipment shall be used by Contractor for the performance of the Work.

1.04 BARRIERS AND ENCLOSURES:

- A. Contractor shall obtain the District's written permission for locations and types of temporary barriers and enclosures, including fire-rated materials proposed for use, prior to their installation.
- B. Contractor shall provide and maintain temporary enclosures to prevent public entry and to protect persons using other buildings and portions of the Site and/or Premises, the public, and workers. Contractor shall also protect the Work and existing facilities from the elements, and adjacent construction and improvements, persons, and trees and plants from damage and injury from demolition and construction operations.
- C. Contractor shall provide site access to existing facilities for persons using other buildings and portions of the Site, the public, and for deliveries and other services and activities.
- D. Tree and Plant Protection:
 - (1) Contractor shall preserve and protect existing trees and plants on the Premises that are not designated or required to be removed, and those adjacent to the Premises.
 - (2) Contractor shall provide barriers to a minimum height of 4'-0" around drip line of each tree and plant, around each group of trees and plants, as applicable, in the proximity of demolition and construction operations, or as denoted on the Plans.
 - (3) Contractor shall not park trucks, store materials, perform Work or cross over landscaped areas. Contractor shall not dispose of paint thinners, water from cleaning, plastering or concrete operations, or other deleterious materials in landscaped areas, storm drain systems, or sewers. Plant materials damaged as a result of the performance of the Work shall, at the option of the District and at Contractor's expense, either be replaced with new plant materials equal in size to those damaged or by payment of an amount representing the value of the damaged materials as determined by the District.
 - (4) Contractor shall remove soil that has been contaminated during the performance of the Work by oil, solvents, and other materials which could be harmful to trees and plants, and replace with good soil, at Contractor's expense.
 - (5) Excavation around Trees:
 - (a) Excavation within drip lines of trees shall be done only where absolutely necessary and with written permission from the District.
 - (b) Where trenching for utilities is required within drip lines, tunneling under and around roots shall be by hand digging and shall be approved by the District. Main lateral roots and taproots shall not be cut. All roots 2 inches in diameter and

larger shall be tunneled under and heavily wrapped with wet burlap so as to prevent scarring or excessive drying. Smaller roots that interfere with installation of new work may be cut with prior approval by the District. Roots must first be cut with a Vermeer, or equivalent, root cutter prior to any trenching.

- (c) Where excavation for new construction is required within drip line of trees, hand excavation shall be employed to minimize damage to root system. Roots shall be relocated in backfill areas wherever possible. If encountered immediately adjacent to location of new construction, roots shall be cut approximately 6 inches back from new construction.
- (d) Approved excavations shall be carefully backfilled with the excavated materials approved for backfilling. Backfill shall conform to adjacent grades without dips, sunken areas, humps, or other surface irregularities. Do not use mechanical equipment to compact backfill. Tamp carefully using hand tools, refilling and tamping until Final Acceptance as necessary to offset settlement.
- (e) Exposed roots shall not be allowed to dry out before permanent backfill is placed. Temporary earth cover shall be provided, or roots shall be wrapped with four layers of wet, untreated burlap and temporarily supported and protected from damage until permanently relocated and covered with backfill.
- (f) Accidentally broken roots should be sawed cleanly 3 inches behind ragged end.

1.05 SECURITY:

The Contractor shall be responsible for project security for materials, tools, equipment, supplies, and completed and partially completed Work.

1.06 TEMPORARY CONTROLS:

A. Noise Control:

- (1) Contractor acknowledges that adjacent facilities may remain in operation during all or a portion of the Work period, and it shall take all reasonable precautions to minimize noise as required by applicable laws and the Contract Documents.
- (2) Notice of proposed noisy operations, including without limitation, operation of pneumatic demolition tools, concrete saws, and other equipment, shall be submitted to the District a minimum of forty-eight (48) hours in advance of their performance.

B. Noise and Vibration:

- (1) Equipment and impact tools shall have intake and exhaust mufflers.

- (2) Contractor shall cooperate with District to minimize and/or cease the use of noisy and vibratory equipment if that equipment becomes objectionable by its longevity.

C. Dust and Dirt:

- (1) Contractor shall conduct demolition and construction operations to minimize the generation of dust and dirt, and prevent dust and dirt from interfering with the progress of the Work and from accumulating in the Work and adjacent areas including, without limitation, occupied facilities.
- (2) Contractor shall periodically water exterior demolition and construction areas to minimize the generation of dust and dirt.
- (3) Contractor shall ensure that all hauling equipment and trucks carrying loads of soil and debris shall have their loads sprayed with water or covered with tarpaulins, and as otherwise required by local and state ordinance.
- (4) Contractor shall prevent dust and dirt from accumulating on walks, roadways, parking areas, and planting, and from washing into sewer and storm drain lines.

D. Water:

- (1) Contractor shall not permit surface and subsurface water, and other liquids, to accumulate in or about the vicinity of the Premises. Should accumulation develop, Contractor shall control the water or other liquid, and suitably dispose of it by means of temporary pumps, piping, drainage lines, troughs, ditches, dams, or other methods.

E. Pollution:

- (1) No burning of refuse, debris, or other materials shall be permitted on or in the vicinity of the Premises.
- (2) Contractor shall comply with applicable regulatory requirements and anti-pollution ordinances during the conduct of the Work including, without limitation, demolition, construction, and disposal operations.

F. Lighting:

- (1) If portable lights are used after dark, all light must be located so as not to direct light into neighboring property.

1.07 JOB SIGN(S):

A. General:

- (1) Contractor shall provide and maintain a Project identification sign with the design, text, and colors designated by the District and/or the Design Professional; locate sign as approved by the District.

- (2) Signs other than the specified Project sign and or signs required by law, for safety, or for egress, shall not be permitted, unless otherwise approved in advance by the District.

B. Materials:

- (1) Structure and Framing: Structurally sound, new or used wood or metal; wood shall be nominal 3/4-inch exterior grade plywood.
- (2) Sign Surface: Minimum 3/4-inch exterior grade plywood.
- (3) Rough Hardware: Galvanized.
- (4) Paint: Exterior quality, of type and colors selected by the District and/or the Design Professional.

C. Fabrication:

- (1) Contractor shall fabricate to provide smooth, even surface for painting.
- (2) Size: 4'-0" x 8'-0", unless otherwise indicated.
- (3) Contractor shall paint exposed surfaces of supports, framing, and surface material with exterior grade paint: one coat of primer and one coat of finish paint.
- (4) Text and Graphics: As indicated.

1.08 PUBLICITY RELEASES:

- A. Contractor shall not release any information, story, photograph, plan, or drawing relating information about the Project to anyone, including press and other public communications medium, including, without limitation, on website(s) without the written permission of the District.

PART 2 – PRODUCTS Not used.

PART 3 – EXECUTION Not used.

END OF DOCUMENT

CONSTRUCTION WASTE MANAGEMENT AND DISPOSAL

PART 1 - GENERAL

1.01 RELATED DOCUMENTS AND PROVISIONS:

All Contract Documents should be reviewed for applicable provisions related to the provisions in this document, including without limitation:

- A. General Conditions;
- B. Special Conditions; and
- C. Temporary Facilities and Controls.

1.02 SECTION INCLUDES:

- A. Administrative and procedural requirements for the following:
 - (1) Salvaging non-hazardous construction waste.
 - (2) Recycling non-hazardous construction waste.
 - (3) Disposing of non-hazardous construction waste.

1.03 DEFINITIONS:

- A. Construction Waste: Building and site improvement materials and other solid waste resulting from construction, remodeling, renovation, or repair operations. Construction waste includes packaging.
- B. Demolition Waste: Building and site improvement materials resulting from demolition or selective demolition operations.
- C. Disposal: Removal off-site of demolition and construction waste and subsequent sale, recycling, reuse, or deposit in landfill or incinerator acceptable to authorities having jurisdiction.
- D. Recycle: Recovery of demolition or construction waste for subsequent processing in preparation for reuse.
- E. Salvage: Recovery of demolition or construction waste and subsequent sale or reuse in another facility.
- F. Salvage and Reuse: Recovery of demolition or construction waste and subsequent incorporation into the Work.

1.04 PERFORMANCE REQUIREMENTS:

- A. General: Develop waste management plan that results in end-of Project rates for salvage/recycling of sixty-five percent (65%) by weight (or by volume, but not a combination) of total waste generated by the Work.

1.05 SUBMITTALS:

- A. Waste Management Plan: Submit waste management plan within 30 days of date established for commencement of the Work.
- B. Waste Reduction Progress Reports: Concurrent with each Application for Payment, submit copies of report. Include the following information:
 - (1) Material category.
 - (2) Generation point of waste.
 - (3) Total quantity of waste in tons or cubic yards.
 - (4) Quantity of waste salvaged, both estimated and actual in tons or cubic yards.
 - (5) Quantity of waste recycled, both estimated and actual in tons or cubic yards.
 - (6) Total quantity of waste recovered (salvaged plus recycled) in tons or cubic yards.
 - (7) Total quantity of waste recovered (salvaged plus recycled) as a percentage of total waste.
- C. Waste Reduction Calculations: Before request for final payment, submit copies of calculated end-of-Project rates for salvage, recycling, and disposal as a percentage of total waste generated by the Work.
- D. Records of Donations: Indicate receipt and acceptance of salvageable waste donated to individuals and organizations. Indicate whether organization is tax exempt.
- E. Records of Sales: Indicate receipt and acceptance of salvageable waste sold to individuals and organizations. Indicate whether organization is tax exempt.
- F. Recycling and Processing Facility Records: Indicate receipt and acceptance of recyclable waste by recycling and processing facilities licensed to accept them. Include manifests, weight tickets, receipts, and invoices.
- G. Landfill and Incinerator Disposal Records: Indicate receipt and acceptance of waste by landfills and incinerator facilities licensed to accept them. Include manifests, weight tickets, receipts, and invoices.

- H. Qualification Data: For Waste Management Coordinator.
- I. Statement of Refrigerant Recovery: Signed by refrigerant recovery technician responsible for recovering refrigerant, stating that all refrigerant that was present was recovered and that recovery was performed according to EPA regulations. Include name and address of technician and date refrigerant was recovered.
- J. Submittal procedures and quantities are specified in Document 01 33 00.

1.06 QUALITY ASSURANCE:

- A. Waste Management Coordinator Qualifications: LEED Accredited Professional by U.S. Green Building Council.
- B. Regulatory Requirements: Comply with hauling and disposal regulations of authorities having jurisdiction.
- C. Waste Management Conference: Conduct conference at Project site to comply with requirements. Review methods and procedures related to waste management including, but not limited to, the following:
 - (1) Review and discuss waste management plan including responsibilities of Waste Management Coordinator.
 - (2) Review requirements for documenting quantities of each type of waste and its disposition.
 - (3) Review and finalize procedures for materials separation and verify availability of containers and bins needed to avoid delays.
 - (4) Review procedures for periodic waste collection and transportation to recycling and disposal facilities.
 - (5) Review waste management requirements for each trade.

1.07 WASTE MANAGEMENT PLAN:

- A. General: Develop plan consisting of waste identification, waste reduction work plan, and cost/revenue analysis. Indicate quantities by weight or volume, but use same units of measurement throughout waste management plan.
- B. Waste Identification: Indicate anticipated types and quantities of site-clearing and construction waste generated by the Work. Include estimated quantities and assumptions for estimates.
- C. Waste Reduction Work Plan: List each type of waste and whether it will be salvaged, recycled, or disposed of in landfill or incinerator. Include points of waste generation, total quantity of each type of waste, quantity for each means of recovery, and handling and transportation procedures.

- (1) Salvaged Materials for Reuse: For materials that will be salvaged and reused in this Project, describe methods for preparing salvaged materials before incorporation into the Work.
- (2) Salvaged Materials for Sale: For materials that will be sold to individuals and organizations, include list of their names, addresses, and telephone numbers.
- (3) Salvaged Materials for Donation: For materials that will be donated to individuals and organizations, include list of their names, addresses, and telephone numbers.
- (4) Recycled Materials: Include list of local receivers and processors and type of recycled materials each will accept. Include names, addresses, and telephone numbers.
- (5) Disposed Materials: Indicate how and where materials will be disposed of. Include name, address, and telephone number of each landfill and incinerator facility.
- (6) Handling and Transportation Procedures: Include method that will be used for separating recyclable waste including sizes of containers, container labeling, and designated location on Project site where materials separation will be located.

PART 2 - PRODUCTS Not Used.

PART 3 - EXECUTION

3.01 PLAN IMPLEMENTATION:

- A. General: Implement approved waste management plan. Provide handling, containers, storage, signage, transportation, and other items as required to implement waste management plan during the entire duration of the Contract.
 - (1) Comply with Document 01 50 00 for operation, termination, and removal requirements.
- B. Waste Management Coordinator: Engage a waste management coordinator to be responsible for implementing, monitoring, and reporting status of waste management work plan. Coordinator shall be present at Project site full time for duration of Project.
- C. Training: Train workers, subcontractors, and suppliers on proper waste management procedures, as appropriate for the Work occurring at Project site.
 - (1) Distribute waste management plan to everyone concerned within 3 days of submittal return.

- (2) Distribute waste management plan to entities when they first begin work on site. Review plan procedures and locations established for salvage, recycling, and disposal.
- D. Site Access and Temporary Controls: Conduct waste management operations to ensure minimum interference with roads, streets, walks, walkways, and other adjacent occupied and used facilities.
 - (1) Designate and label specific areas of Project site necessary for separating materials that are to be salvaged, recycled, reused, donated, and sold.
 - (2) Comply with Document 01 50 00 for controlling dust and dirt, environmental protection, and noise control.

3.02 RECYCLING CONSTRUCTION WASTE:

- A. General: Recycle paper and beverage containers used by on-site workers.
- B. Recycling Incentives: Revenues, savings, rebates, tax credits, and other incentives received for recycling waste materials shall accrue to the Contractor.
- C. Procedures: Separate recyclable waste from other waste materials, trash, and debris. Separate recyclable waste by type at Project site to the maximum extent practical.
 - (1) Provide appropriately marked containers or bins for controlling recyclable waste until they are removed from Project Site. Include list of acceptable and unacceptable materials at each container and bin.
 - (a) Inspect containers and bins for contamination and remove contaminated materials if found.
 - (2) Stockpile processed materials on site without intermixing with other materials. Place, grade, and shape stockpiles to drain surface water. Cover to prevent windblown dust.
 - (3) Stockpile materials away from construction area. Do not store within drip line of remaining trees.
 - (4) Store components off the ground and protect from the weather.
 - (5) Remove recyclable waste off District property and transport to recycling receiver or processor.
- D. Packaging:
 - (1) Cardboard and Boxes: Break down packaging into flat sheets. Bundle and store in a dry location.
 - (2) Polystyrene Packaging: Separate and bag material.

- (3) Pallets: As much as possible, require deliveries using pallets to remove pallets from Project Site. For pallets that remain on Site, break down pallets into component wood pieces and comply with requirements for recycling wood.
- (4) Crates: Break down crates into component wood pieces and comply with requirements for recycling wood.
- E. Site-Clearing Wastes: Chip brush, branches, and trees on site.
- F. Wood Materials:
 - (1) Clean Cut-Offs of Lumber: Grind or chip into small pieces.
 - (2) Clean Sawdust: Bag sawdust that does not contain painted or treated wood.
- G. Gypsum Board: Stack large clean pieces on wood pallets and store in a dry location.
 - (1) Clean Gypsum Board: Grind scraps of clean gypsum board using small mobile chipper or hammer mill. Screen out paper after grinding.

3.03 DISPOSAL OF WASTE:

- A. General: Except for items or materials to be salvaged, recycled, or otherwise reused, remove waste materials from Project Site and legally dispose of them in a landfill or incinerator acceptable to authorities having jurisdiction.
 - (1) Except as otherwise specified, do not allow waste materials that are to be disposed of accumulate on site.
 - (2) Remove and transport debris in a manner that will prevent spillage on adjacent surfaces and areas.
- B. Burning: Do not burn waste materials.
- C. Disposal: Transport waste materials off District property and legally dispose of them.

END OF DOCUMENT

OWNER-FURNISHED PRODUCTS

PART 1 – GENERAL

1.01 RELATED DOCUMENTS AND PROVISIONS

All Contract Documents should be reviewed for applicable provisions related to the provisions in this document, including without limitation:

- A. General Conditions;
- B. Special Conditions; and
- C. Materials and Equipment.

1.02 SECTION INCLUDES

- A. Requirements for the following:
 - (1) Installing Owner-furnished materials and equipment.
 - (2) Providing necessary utilities, connections and rough-ins.

1.03 DEFINITIONS

- A. Owner: District, who is providing/furnishing materials and equipment.
- B. Installing Contactor: Contractor, who is installing the materials and equipment furnished by the Owner.

1.04 PRODUCT DELIVERY, STORAGE, AND HANDLING

- A. Receive, store and handle products in accordance with the manufacturer's instructions.
- B. Protect equipment items as required to prevent damage during storage and construction.

PART 2 – PRODUCTS

2.01 GENERAL PRODUCT REQUIREMENTS

- A. Installing Contractor's Responsibilities:
 - (1) Verify mounting and utility requirements for Owner-furnished materials and equipment items.
 - (2) Provide mounting and utility rough in for all items where required.

- (a) Rough in locations, sizes, capacities, and similar type items shall be as indicated and required by product manufacturer.

B. Owner and Installing Contractor(s) Responsibilities:

- (1) Owner-Furnished/Contractor Installed ("OFICI"): Furnished by the Owner; installed by the Installing Contractor.
 - (a) General: Owner and Installing Contractor(s) will coordinate deliveries of materials and equipment to coincide with the construction schedule.
 - (b) Owner will furnish specified materials and equipment delivered to the site. Owner/vendor's representative shall be present on Site at the time of delivery to comply with the contract requirements and Specifications Section 01 43 00, Materials and Equipment, Article 1.04.
 - (c) The Owner furnishing specified materials and equipment is responsible to provide manufacturer guarantees as required by the Contract to the Installing Contractor.
 - (d) The Installing Contractor shall:
 - 1) Review, verify and accept the approved manufacturer's submittal/Shop Drawings for all materials and equipment required to be installed by the Installer Contractor and furnished by the Owner. Any discrepancies, including but not limited to possible space conflicts, should be brought to the attention of the Project Manager and/or Program Manager, if applicable.
 - 2) Coordinate timely delivery. Installing Contractor shall receive materials and equipment at Site when delivered and give written receipt at time of delivery, noting visible defects or omissions; if such declaration is not given, the Installing Contractor shall assume responsibility for such defects and omissions.
 - 3) Store materials and equipment until ready for installation and protect from loss and damage. Installing Contractor is responsible for providing adequate storage space.
 - 4) Coordinate with other bid package contractors and field measurement to ensure complete installation.
 - 5) Uncrate, assemble, and set in place.
 - 6) Provide adequate supports.
 - 7) Install materials and equipment in accordance with manufacturer's recommendations, instructions, and

Shop Drawings, supply labor and material required, and make mechanical, plumbing, and electrical connections required to operate equipment.

- 8) Be certified by equipment manufacturer for installation of the specific equipment supplied by the Owner.
- 9) Provide anchorage and/or bracing as required for seismic restraint per Title 24, UBC Standard 27-11 and all other applicable codes.
- 10) Provide the contract-required warranty and guarantee for all work, materials and equipment, and installation upon its completion and acceptance by the District. Guarantee includes all costs associated with the removal, shipping to and from the Site, and re-installation of any equipment found to be defective.

C. Compatibility with Space and Service Requirements:

- (1) Equipment items shall be compatible with space limitations indicated and as shown on the Contract Documents and specified in other sections of the Specifications.
- (2) Modifications to equipment items required to conform to space limitations specified for rough in shall not cause additional cost to the District.

D. Manufacturer's printed descriptions, specifications, and instructions shall govern the Work unless specifically indicated or specified otherwise.

2.02 FURNISHED MATERIALS AND EQUIPMENT

- A. All furnished materials and equipment are indicated or scheduled on the Contract Documents.

PART 3 – EXECUTION

3.01 INSTALLATION

- A. Install equipment items in accordance with the manufacturer's instructions.
- B. Set equipment items securely in place, rigidly or flexibly mounted in accordance with manufacturers' directions.
- C. Make electrical and mechanical connections as indicated and required.
- D. Touch-up and restore damaged or defaced finishes to the Owner's satisfaction.

3.02 CLEANING AND PROTECTION

- A. Repair or replace items not acceptable to the Architect or Owner.

- B. Upon completion of installation, clean equipment items in accordance with manufacturer's recommendations, and protect from damage until final acceptance of the Work by the Owner.

END OF DOCUMENT

SECTION 01 66 00

PRODUCT DELIVERY, STORAGE AND HANDLING

PART 1 - GENERAL

1.01 RELATED DOCUMENTS AND PROVISIONS

All Contract Documents should be reviewed for applicable provisions related to the provisions in this document, including without limitation:

- A. General Conditions, including, without limitation, Site Access, Conditions and Requirements;
- B. Special Conditions.

1.02 PRODUCTS

- A. Products are as defined in the General Conditions.
- B. Contractor shall not use and/or reuse materials and/or equipment removed from existing Premises, except as specifically permitted by the Contract Documents.
- C. Contractor shall provide interchangeable components of the same manufacturer, for similar components.

1.03 TRANSPORTATION AND HANDLING

- A. Contractor shall transport and handle Products in accordance with manufacturer's instructions.
- B. Contractor shall promptly inspect shipments to confirm that Products comply with requirements, quantities are correct, and products are undamaged.
- C. Contractor shall provide equipment and personnel to handle Products by methods to prevent soiling, disfigurement, or damage.

1.04 STORAGE AND PROTECTION

- A. Contractor shall store and protect Products in accordance with manufacturer's instructions, with seals and labels intact and legible. Contractor shall store sensitive products in weather-tight, climate controlled enclosures.
- B. For exterior storage of fabricated Products, Contractor shall place on sloped supports, above ground.
- C. Contractor shall provide off-site storage and protection when Site does not permit on-site storage or protection.

- D. Contractor shall cover products subject to deterioration with impervious sheet covering and provide ventilation to avoid condensation.
- E. Contractor shall store loose granular materials on solid flat surfaces in a well-drained area and prevent mixing with foreign matter.
- F. Contractor shall provide equipment and personnel to store Products by methods to prevent soiling, disfigurement, or damage.
- G. Contractor shall arrange storage of Products to permit access for inspection and periodically inspect to assure Products are undamaged and are maintained under specified conditions.

PART 2 – PRODUCTS Not Used.

PART 3 - EXECUTION Not Used.

END OF DOCUMENT

FIELD ENGINEERING

PART 1 - GENERAL

1.01 RELATED DOCUMENTS AND PROVISIONS:

All Contract Documents should be reviewed for applicable provisions related to the provisions in this document, including without limitation:

- A. General Conditions, including, without limitation, Site Investigation, and Soils Investigation Report;
- B. Special Conditions;

1.02 REQUIREMENTS INCLUDED:

- A. District shall provide and pay for field engineering services by a California-registered engineer, required for the project, including, without limitations:
 - (1) Survey work required in execution of the Project.
 - (2) Civil or other professional engineering services specified, or required to execute Contractor's construction methods.

1.03 QUALIFICATIONS OF SURVEYOR OR ENGINEERS:

District shall only use a qualified licensed engineer or registered land surveyor.

1.04 SURVEY REFERENCE POINTS:

- A. Existing basic horizontal and vertical control points for the Project are those designated on the Drawings.
- B. District shall locate and protect control points prior to starting Site Work and preserve all permanent reference points during construction. In addition District shall:
 - (1) Make no changes or relocation without prior written notice to Architect.
 - (2) Report to Architect when any reference point is lost or destroyed, or requires relocation because of necessary changes in grades or locations.
 - (3) Require surveyor to replace Project control points based on original survey control that may be lost or destroyed.

1.05 RECORDS:

Contractor shall maintain a complete, accurate log of all control and survey work as it progresses.

PART 2 – PRODUCTS Not Used.

PART 3 - EXECUTION

3.01 COMPLIANCE WITH LAWS:

Contractor is responsible for meeting all applicable codes, OSHA, safety and shoring requirements.

3.02 NONCONFORMING WORK:

Contractor is responsible for any re-surveying required by correction of nonconforming work.

END OF DOCUMENT

CUTTING AND PATCHING

PART 1 – GENERAL

1.01 RELATED DOCUMENTS AND PROVISIONS:

All Contract Documents should be reviewed for applicable provisions related to the provisions in this document, including without limitation:

- A. General Conditions, including, without limitation, Inspector, Inspections, and Tests, Integration of Work, Nonconforming Work, and Correction of Work, and Uncovering Work;
- B. Special Conditions;
- C. Hazardous Materials Procedures and Requirements;
- D. Hazardous Materials Certification;
- E. Lead-Based Paint Certification;
- F. Imported Materials Certification.

1.02 CUTTING AND PATCHING:

- A. Contractor shall be responsible for all cutting, fitting, and patching, including associated excavation and backfill, required to complete the Work or to:
 - (1) Make several parts fit together properly.
 - (2) Uncover portions of Work to provide for installation of ill-timed Work.
 - (3) Remove and replace defective Work.
 - (4) Remove and replace Work not conforming to requirements of Contract Documents.
 - (5) Remove Samples of installed Work as specified for testing.
 - (6) Provide routine penetrations of non-structural surfaces for installation of piping and electrical conduit.
 - (7) Attaching new materials to existing remodeling areas – including painting (or other finishes) to match existing conditions.
- B. In addition to Contract requirements, upon written instructions from the District, Contractor shall uncover Work to provide for observations of covered Work in accordance with the Contract Documents; remove samples of installed materials for testing as directed by District; and remove Work to provide for alteration of existing Work.

- C. Contractor shall not cut or alter Work, or any part of it, in such a way that endangers or compromises the integrity of the Work, the Project, or work of others.

1.03 SUBMITTALS:

- A. Prior to any cutting or alterations that may affect the structural safety of Project, or work of others, and well in advance of executing such cutting or alterations, Contractor shall submit written notice to District pursuant to the applicable notice provisions of the Contract Documents, requesting consent to proceed with the cutting or alteration, including the following:
 - (1) The work of the District or other trades.
 - (2) Structural value or integrity of any element of Project.
 - (3) Integrity or effectiveness of weather-exposed or weather-resistant elements or systems.
 - (4) Efficiency, operational life, maintenance or safety of operational elements.
 - (5) Visual qualities of sight-exposed elements.
- B. Contractor's Request shall also include:
 - (1) Identification of Project.
 - (2) Description of affected Work.
 - (3) Necessity for cutting, alteration, or excavations.
 - (4) Effects of Work on District, other trades, or structural or weatherproof integrity of Project.
 - (5) Description of proposed Work:
 - (a) Scope of cutting, patching, alteration, or excavation.
 - (b) Trades that will execute Work.
 - (c) Products proposed to be used.
 - (d) Extent of refinishing to be done.
 - (6) Alternates to cutting and patching.
 - (7) Cost proposal, when applicable.
 - (8) The scheduled date the Contractor intends to perform the Work and the duration of time to complete the Work.

- (9) Written permission of District or other District contractor(s) whose work will be affected.

1.04 QUALITY ASSURANCE:

- A. Contractor shall ensure that cutting, fitting, and patching shall achieve security, strength, weather protection, appearance for aesthetic match, efficiency, operational life, maintenance, safety of operational elements, and the continuity of existing fire ratings.
- B. Contractor shall ensure that cutting, fitting, and patching shall successfully duplicate undisturbed adjacent profiles, materials, textures, finishes, colors, and that materials shall match existing construction. Where there is dispute as to whether duplication is successful or has been achieved to a reasonable degree, the District's decision shall be final.

1.05 PAYMENT FOR COSTS:

- A. Cost caused by ill-timed or defective Work or Work not conforming to Contract Documents, including costs for additional services of the District, its consultants, including but not limited to the Construction Manager, the Architect, the Project Inspector(s), Engineers, and Agents, will be paid by Contractor and/or deducted from the Contract by the District.
- B. District shall only pay for cost of Work if it is part of the original Contract Price or if a change has been made to the contract in compliance with the provisions of the General Conditions. Cost of Work performed upon instructions from the District, other than defective or nonconforming Work, will be paid by District on approval of written Change Order. Contractor shall provide written cost proposals prior to proceeding with cutting and patching.

PART 2 - PRODUCTS

2.01 MATERIALS:

- A. Contractor shall provide for replacement and restoration of Work removed. Contractor shall comply with the Contract Documents and with the Industry Standard(s), for the type of Work, and the Specification requirements for each specific product involved. If not specified, Contractor shall first recommend a product of a manufacturer or appropriate trade association for approval by the District.
- B. Materials to be cut and patched include those damaged by the performance of the Work.

PART 3 – EXECUTION

3.01 INSPECTION:

- A. Contractor shall inspect existing conditions of the Site and the Work, including elements subject to movement or damage during cutting and patching, excavating and backfilling. After uncovering Work, Contractor shall inspect conditions affecting installation of new products.

- B. Contractor shall report unsatisfactory or questionable conditions in writing to District as indicated in the General Conditions and shall proceed with Work as indicated in the General Conditions by District.

3.02 PREPARATION:

- A. Contractor shall provide shoring, bracing and supports as required to maintain structural integrity for all portions of the Project, including all requirements of the Project.
- B. Contractor shall provide devices and methods to protect other portions of Project from damage.
- C. Contractor shall, provide all necessary protection from weather and extremes of temperature and humidity for the Project, including without limitation, any work that may be exposed by cutting and patching Work. Contractor shall keep excavations free from water.

3.03 ERECTION, INSTALLATION AND APPLICATION:

- A. With respect to performance, Contractor shall:
 - (1) Execute fitting and adjustment of products to provide finished installation to comply with and match specified tolerances and finishes.
 - (2) Execute cutting and demolition by methods that will prevent damage to other Work, and provide proper surfaces to receive installation of repairs and new Work.
 - (3) Execute cutting, demolition excavating, and backfilling by methods that will prevent damage to other Work and damage from settlement.
- B. Contractor shall employ original installer or fabricator to perform cutting and patching for:
 - (1) Weather-exposed surfaces and moisture-resistant elements such as roofing, sheet metal, sealants, waterproofing, and other trades.
 - (2) Sight-exposed finished surfaces.
- C. Contractor shall execute fitting and adjustment of products to provide a finished installation to comply with specified products, functions, tolerances, and finishes as shown or specified in the Contract Documents including, without limitation, the Drawings and Specifications.
- D. Contractor shall fit Work airtight to pipes, sleeves, ducts, conduit, and other penetrations through surfaces. Contractor shall conform to all Code requirements for penetrations or the Drawings and Specifications, whichever calls for a higher quality or more thorough requirement. Contractor shall maintain integrity of both rated and non-rated fire walls, ceilings, floors, etc.
- E. Contractor shall restore Work which has been cut or removed. Contractor shall install new products to provide completed Work in accordance with

requirements of the Contract Documents and as required to match surrounding areas and surfaces.

- F. Contractor shall refinish all continuous surfaces to nearest intersection as necessary to match the existing finish to any new finish.

END OF DOCUMENT

ALTERATION PROJECT PROCEDURES

PART 1 – GENERAL

1.01 RELATED DOCUMENTS AND PROVISIONS:

All Contract Documents should be reviewed for applicable provisions related to the provisions in this document, including without limitation:

- A. General Conditions, including, without limitation, Integration of Work, Purchase of Materials and Equipment, Uncovering of Work and Non-conforming Work and Correction of Work and Trenches;
- B. Special Conditions.

PART 2 - PRODUCTS

2.01 PRODUCTS FOR PATCHING AND EXTENDING WORK:

- A. New Materials: As specified in the Contract Documents including, without limitation, in the Specifications, Contractor shall match existing products, conditions, and work for patching and extending work.
- B. Type and Quality of Existing Products: Contractor shall determine by inspection, by testing products where necessary, by referring to existing conditions and to the Work as a standard.

PART 3 - EXECUTION

3.01 EXAMINATION:

- A. Contractor shall verify that demolition is complete and that areas are ready for installation of new Work.
- B. By beginning restoration Work, Contractor acknowledges and accepts the existing conditions.

3.02 PREPARATION:

- A. Contractor shall cut, move, or remove items as necessary for access to alterations and renovation Work. Contractor shall replace and restore these at completion.
- B. Contractor shall remove unsuitable material not as salvage unless otherwise indicated in the Contract Documents. Unsuitable material may include, without limitation, rotted wood, corroded metals, and deteriorated masonry and concrete. Contractor shall replace materials as specified for finished Work.

- C. Contractor shall remove debris and abandoned items from all areas of the Site and from concealed spaces.
- D. Contractor shall prepare surface and remove surface finishes to provide for proper installation of new Work and finishes.
- E. Contractor shall close openings in exterior surfaces to protect existing work from weather and extremes of temperature and humidity. Contractor shall insulate ductwork and piping to prevent condensation in exposed areas. Contractor shall insulate building cavities for thermal and/or acoustical protection, as detailed.

3.03 INSTALLATION:

- A. Contractor shall coordinate Work of all alternations and renovations to expedite completion and to accommodate District occupancy.
- B. Designated Areas and Finishes: Contractor shall complete all installations in all respects, including operational, mechanical work and electrical work.
- C. Contractor shall remove, cut, and patch Work in a manner to minimize damage and to provide a means of restoring Products and finishes to original or specified condition.
- D. Contractor shall refinish visible existing surfaces to remain in renovated rooms and spaces, to specified condition for each material, with a neat and square or straight transition to adjacent finishes.
- E. Contractor shall install products as specified in the Contract Documents, including without limitation, the Specifications.

3.04 TRANSITIONS:

- A. Where new Work abuts or aligns with existing, Contractor shall perform a smooth and even transition. Patched Work must match existing adjacent work in texture and appearance.
- B. When finished surfaces are cut so that a smooth transition with new Work is not possible, Contractor shall terminate existing surface along a straight line at a natural line of division and make a recommendation for resolution to the District and the Architect for review and approval.

3.05 ADJUSTMENTS:

- A. Where removal of partitions or walls results in adjacent spaces becoming one, Contractor shall rework floors, walls, and ceilings to a smooth plane without breaks, steps, or bulkheads.
- B. Where a change of plane of 1/4 inch or more occurs, Contractor shall submit a recommendation for providing a smooth transition to the District and the Architect for review and approval.

- C. Contractor shall trim and seal existing wood doors and shall trim and paint metal doors as necessary to clear new floor finish and refinish trim as required.
- D. Contractor shall fit Work at penetrations of surfaces.

3.06 REPAIR OF DAMAGED SURFACES:

- A. Contractor shall patch or replace portions of existing surfaces, which are damaged, lifted, discolored, or showing other imperfections, in the area where the Work is performed.
- B. Contractor shall repair substrate prior to patching finish.

3.07 CULTIVATED AREAS AND OTHER SURFACE IMPROVEMENTS:

- A. Cultivated or planted areas and other surface improvements which are damaged by actions of the Contractor shall be restored by Contractor to their original condition or better, where indicated.
- B. Contractor shall protect and replace, if damaged, all existing guard posts, barricades, and fences.
- C. Contractor shall give special attention to avoid damaging or killing trees, bushes and/or shrubs on the Premises and/or identified in the Contract Documents, including without limitation, the Drawings.

3.08 FINISHES:

- A. Contractor shall finish surfaces as specified in the Contract Documents, including without limitations, the provisions of all Divisions of the Specifications.
- B. Contractor shall finish patches to produce uniform finish and texture over entire area. When finish cannot be matched, Contractor shall refinish entire surface to nearest intersections.

3.09 CLEANING:

- A. Contractor shall continually clean the Site and the Premises as indicated in the Contract Documents, including without limitation, the provisions in the General Conditions and the Specifications regarding cleaning.

END OF DOCUMENT

CONTRACT CLOSEOUT AND FINAL CLEANING

PART 1 - GENERAL

1.01 RELATED DOCUMENTS AND PROVISIONS

All Contract Documents should be reviewed for applicable provisions related to the provisions in this document, including without limitation:

- A. General Conditions, including, without limitation, Completion of Work;
- B. Special Conditions;
- C. Temporary Facilities and Controls.

1.02 CLOSEOUT PROCEDURES

Contractor shall comply with all closeout provisions as indicated in the General Conditions.

1.03 FINAL CLEANING

- A. Contractor shall execute final cleaning prior to final inspection.
- B. Contractor shall clean interior and exterior glass and all surfaces exposed to view; remove temporary labels, tape, stains, and foreign substances, polish transparent and glossy surfaces, wax and polish new vinyl floor surfaces, vacuum carpeted and soft surfaces.
- C. Contractor shall clean equipment and fixtures to a sanitary condition.
- D. Contractor shall replace filters of operating equipment.
- E. Contractor shall clean debris from roofs, gutters, down spouts, and drainage systems.
- F. Contractor shall clean Site, sweep paved areas, and rake clean landscaped surfaces.
- G. Contractor shall remove waste and surplus materials, rubbish, and construction facilities from the Site and surrounding areas.

1.04 ADJUSTING

Contractor shall adjust operating products and equipment to ensure smooth and unhindered operation.

1.05 RECORD DOCUMENTS AND SHOP DRAWINGS

- A. Contractor shall legibly mark each item to record actual construction, including:
 - (1) Measured depths of foundation in relation to finish floor datum.
 - (2) Measured horizontal and vertical locations of underground utilities and appurtenances, referenced to permit surface improvements.
 - (3) Measured locations of internal utilities and appurtenances concealed in construction, referenced to visible and accessible features of the Work.
 - (4) Field changes of dimension and detail.
 - (5) Details not on original Contract Drawings
 - (6) Changes made by modification(s).
 - (7) References to related Shop Drawings and modifications.
- B. Contractor will provide one set of Record Drawings to District.
- C. Contractor shall submit all required documents to District and/or Architect prior to or with its final Application for Payment.

1.06 INSTRUCTION OF DISTRICT PERSONNEL

- A. Before final inspection, at agreed upon times, Contractor shall instruct District's designated personnel in operation, adjustment, and maintenance of products, equipment, and systems.
- B. For equipment requiring seasonal operation, Contractor shall perform instructions for other seasons within six months or by the change of season.
- C. Contractor shall use operation and maintenance manuals as basis for instruction. Contractor shall review contents of manual with personnel in detail to explain all aspects of operation and maintenance.
- D. Contractor shall prepare and insert additional data in Operation and Maintenance Manual when the need for such data becomes apparent during instruction.
- E. Contractor shall review contents of manual with personnel in detail to explain all aspects of operation and maintenance.

1.07 SPARE PARTS AND MAINTENANCE MATERIALS

- A. Contractor shall provide products, spare parts, maintenance, and extra materials in quantities specified in the Specifications and in Manufacturer's recommendations.

- B. Contractor shall provide District with all required Operation and Maintenance Data at one time. Partial or piecemeal submissions of Operation and Maintenance Data will not be accepted.

PART 2 – PRODUCTS Not Used.

PART 3 – EXECUTION Not Used.

END OF DOCUMENT

OPERATION AND MAINTENANCE DATA

PART 1 – GENERAL

1.01 RELATED DOCUMENTS AND PROVISIONS:

All Contract Documents should be reviewed for applicable provisions related to the provisions in this document, including without limitation:

- A. General Conditions, including, without limitation, Completion of the Work;
- B. Special Conditions.

1.02 QUALITY ASSURANCE:

Contractor shall prepare instructions and data by personnel experienced in maintenance and operation of described products.

1.03 FORMAT:

- A. Contractor shall prepare data in the form of an instructional manual entitled "OPERATIONS AND MAINTENANCE MANUAL & INSTRUCTIONS" ("Manual").
- B. Binders: Contractor shall use commercial quality, 8-1/2 by 11 inch, three-side rings, with durable plastic covers; two inch maximum ring size. When multiple binders are used, Contractor shall correlate data into related consistent groupings.
- C. Cover: Contractor shall identify each binder with typed or printed title "OPERATION AND MAINTENANCE MANUAL & INSTRUCTIONS"; and shall list title of Project and identify subject matter of contents.
- D. Contractor shall arrange content by systems process flow under section numbers and sequence of Table of Contents of the Contract Documents.
- E. Contractor shall provide tabbed fly leaf for each separate product and system, with typed description of product and major component parts of equipment.
- F. Text: The content shall include Manufacturer's printed data, or typewritten data on 24 pound paper.
- G. Drawings: Contractor shall provide with reinforced punched binder tab and shall bind in with text; folding larger drawings to size of text pages.

1.04 CONTENTS, EACH VOLUME:

- A. Table of Contents: Contractor shall provide title of Project; names, addresses, and telephone numbers of the Architect, any engineers, subconsultants, Subcontractor(s), and Contractor with name of responsible parties; and schedule of products and systems, indexed to content of the volume.

- B. For Each Product or System: Contractor shall list names, addresses, and telephone numbers of Subcontractor(s) and suppliers, including local source of supplies and replacement parts.
- C. Product Data: Contractor shall mark each sheet to clearly identify specific products and component parts, and data applicable to installation. Delete inapplicable information.
- D. Drawings: Contractor shall supplement product data to illustrate relations of component parts of equipment and systems, to show control and flow diagrams. Contractor shall not use Project Record Documents as maintenance drawings.
- E. Text: Contractor shall include any and all information as required to supplement product data. Contractor shall provide logical sequence of instructions for each procedure, incorporating manufacturer's instructions.
- F. Warranties and Bonds: Contractor shall bind in one copy of each.

1.05 MANUAL FOR MATERIALS AND FINISHES:

- A. Building Products, Applied Materials, and Finishes: Contractor shall include product data, with catalog number, size, composition, and color and texture designations. Contractor shall provide information for re-ordering custom manufactured products.
- B. Instructions for Care and Maintenance: Contractor shall include Manufacturer's recommendations for cleaning agents and methods, precautions against detrimental agents and methods, and recommended schedule for cleaning and maintenance.
- C. Moisture Protection and Weather Exposed Products: Contractor shall include product data listing applicable reference standards, chemical composition, and details of installation. Contractor shall provide recommendations for inspections, maintenance, and repair.
- D. Additional Requirements: Contractor shall include all additional requirements as specified in the Specifications.
- E. Contractor shall provide a listing in Table of Contents for design data, with tabbed fly sheet and space for insertion of data.

1.06 MANUAL FOR EQUIPMENT AND SYSTEMS:

- A. Each Item of Equipment and Each System: Contractor shall include description of unit or system, and component parts and identify function, normal operating characteristics, and limiting conditions. Contractor shall include performance curves, with engineering data and tests, and complete nomenclature, and commercial number of replaceable parts.
- B. Panelboard Circuit Directories: Contractor shall provide electrical service characteristics, controls, and communications.

- C. Contractor shall include color coded wiring diagrams as installed.
- D. Operating Procedures: Contractor shall include start-up, break-in, and routine normal operating instructions and sequences. Contractor shall include regulation, control, stopping, shut-down, and emergency instructions. Contractor shall include summer, winter, and any special operating instructions.
- E. Maintenance Requirements: Contractor shall include routine procedures and guide for trouble-shooting; disassembly, repair, and reassembly instructions; and alignment, adjusting, balancing, and checking instructions.
- F. Contractor shall provide servicing and lubrication schedule, and list of lubricants required.
- G. Contractor shall include manufacturer's printed operation and maintenance instructions.
- H. Contractor shall include sequence of operation by controls manufacturer.
- I. Contractor shall provide original manufacturer's parts list, illustrations, assembly drawings, and diagrams required for maintenance.
- J. Contractor shall provide control diagrams by controls manufacturer as installed.
- K. Contractor shall provide Contractor's coordination drawings, with color coded piping diagrams as installed.
- L. Contractor shall provide charts of valve tag numbers, with location and function of each valve, keyed to flow and control diagrams.
- M. Contractor shall provide list of original manufacturer's spare parts, current prices, and recommended quantities to be maintained in storage.
- N. Additional Requirements: Contractor shall include all additional requirements as specified in Specification(s).
- O. Contractor shall provide a listing in Table of Contents for design data, with tabbed fly sheet and space for insertion of data.

1.07 SUBMITTAL:

- A. Contractor shall submit to the District for review two (2) copies of preliminary draft or proposed formats and outlines of the contents of the Manual within thirty (30) days of Contractor's start of Work.
- B. For equipment, or component parts of equipment put into service during construction and to be operated by District, Contractor shall submit draft content for that portion of the Manual within ten (10) days after acceptance of that equipment or component.

- C. Contractor shall submit two (2) copies of a complete Manual in final form prior to final Application for Payment. Copy will be returned with Architect/Engineer comments. Contractor must revise the content of the Manual as required by District prior to District's approval of Contractor's final Application for Payment.
- D. Contractor must submit two (2) copies of revised Manual in final form within ten (10) days after final inspection.

PART 2 – PRODUCTS Not Used.

PART 3 – EXECUTION Not Used.

END OF DOCUMENT

WARRANTIES

PART 1 - GENERAL

1.01 RELATED DOCUMENTS AND PROVISIONS

All Contract Documents should be reviewed for applicable provisions related to the provisions in this document, including without limitation:

- A. General Conditions, including, without limitation, Warranty/Guarantee Information;
- B. Special Conditions.

1.02 FORMAT

- A. Binders: Contractor shall use commercial quality, 8-1/2 by 11 inch, three-side rings, with durable plastic covers; two inch maximum ring size.
- B. Cover: Contractor shall identify each binder with typed or printed title "WARRANTIES" and shall list title of Project.
- C. Table of Contents: Contractor shall provide title of Project; name, address, and telephone number of Contractor and equipment supplier; and name of responsible principal. Contractor shall identify each item with the number and title of the specific Specification, document, provision, or section in which the name of the product or work item is specified.
- D. Contractor shall separate each warranty with index tab sheets keyed to the Table of Contents listing, providing full information and using separate typed sheets as necessary. Contractor shall list each applicable and/or responsible Subcontractor(s), supplier(s), and/or manufacturer(s), with name, address, and telephone number of each responsible principal(s).

1.03 PREPARATION:

- A. Contractor shall obtain warranties, executed in duplicate by each applicable and/or responsible subcontractor(s), supplier(s), and manufacturer(s), within ten (10) days after completion of the applicable item or work. Except for items put into use with District's permission, Contractor shall leave date of beginning of time of warranty blank until the date of completion is determined.
- B. Contractor shall verify that documents are in proper form, contain full information, and are notarized, when required.
- C. Contractor shall co-execute submittals when required.
- D. Contractor shall retain warranties until time specified for submittal.

1.04 TIME OF SUBMITTALS:

- A. For equipment or component parts of equipment put into service during construction with District's permission, Contractor shall submit a draft warranty for that equipment or component within ten (10) days after acceptance of that equipment or component.
- B. Contractor shall submit for District approval all warranties and related documents within ten (10) days after date of completion. Contractor must revise the warranties as required by the District prior to District's approval of Contractor's final Application for Payment.
- C. For items of work delayed beyond date of completion, Contractor shall provide an updated submittal within ten (10) days after acceptance, listing the date of acceptance as start of warranty period.

PART 2 - PRODUCTS Not Used.

PART 3 – EXECUTION Not Used.

END OF DOCUMENT

RECORD DOCUMENTS

PART 1 - GENERAL

1.01 RELATED DOCUMENTS AND PROVISIONS:

All Contract Documents should be reviewed for applicable provisions related to the provisions in this document, including without limitation:

- A. General Conditions, including, without limitation, Documents on Work;
- B. Special Conditions.

PART 2 - RECORD DRAWINGS

2.01 GENERAL:

- A. As indicated in the Contract Documents, the District will provide Contractor with one set of reproducible, full size original Contract Drawings (mylars).
- B. Contractor shall maintain at each Project Site one set of marked-up plans and shall transfer all changes and information to those marked-up plans, as often as required in the Contract Documents, but in no case less than once each month. Contractor shall submit to the Project Inspector one set of reproducible vellums of the Project Record Drawings ("As-Builts") showing all changes incorporated into the Work since the preceding monthly submittal. The As-Builts shall be available at the Project Site. The Contractor shall submit reproducible vellums at the conclusion of the Project following review of the blueline prints.
- C. Label and date each Record Drawing "RECORD DOCUMENT" in legibly printed letters.
- D. All deviations in construction, including but not limited to pipe and conduit locations and deviations caused by without limitation Change Orders, Construction Claim Directives, RFI's, and Addenda, shall be accurately and legibly recorded by Contractor.
- E. Locations and changes shall be done by Contractor in a neat and legible manner and, where applicable, indicated by drawing a "cloud" around the changed or additional information.

2.02 RECORD DRAWING INFORMATION:

- A. Contractor shall record the following information:
 - (1) Locations of Work buried under or outside each building, including, without limitation, all utilities, plumbing and electrical lines, and conduits.

- (2) Actual numbering of each electrical circuit to match panel schedule.
- (3) Locations of significant Work concealed inside each building whose general locations are changed from those shown on the Contract Drawings.
- (4) Locations of all items, not necessarily concealed, which vary from the Contract Documents.
- (5) Installed location of all cathodic protection anodes.
- (6) Deviations from the sizes, locations, and other features of installations shown in the Contract Documents.
- (7) Locations of underground work, points of connection with existing utilities, changes in direction, valves, manholes, catch basins, capped stubouts, invert elevations, etc.
- (8) Sufficient information to locate Work concealed in each building with reasonable ease and accuracy.

In some instances, this information may be recorded by dimension. In other instances, it may be recorded in relation to the spaces in the building near which it was installed.

- B. Contractor shall provide additional drawings as necessary for clarification.
- C. Contractor shall provide reproducible record drawings, made from final Shop Drawings marked "No Exceptions Taken" or "Approved as Noted."
- D. After review and approval of the marked-up specifications by the Project Inspector, Contractor shall provide electronic copies of the drawings (in PDF format) with one file with all of the sheets and one set of individual sheet files at the conclusion of the Project.

PART 3 - RECORD SPECIFICATIONS

3.01 GENERAL:

- A. Contractor shall mark each section legibly to record manufacturer, trade name, catalog number, and supplier of each Product and item of equipment actually installed.
- B. After review and approval of the marked-up specifications by the Project Inspector, Contractor shall provide one electronic copy of the specifications (in PDF format) at the conclusion of the Project.

PART 4 - MAINTENANCE OF RECORD DOCUMENTS

4.01 GENERAL

- A. Contractor shall store Record Documents apart from documents used for construction as follows:

- (1) Provide files and racks for storage of Record Documents.
- (2) Maintain Record Documents in a clean, dry, legible condition and in good order.

B. Contractor shall not use Record Documents for construction purposes.

PART 5 – PRODUCTS Not Used.

END OF DOCUMENT

**GEOTECHNICAL ENGINEERING &
GEOLOGIC HAZARDS INVESTIGATION
PROPOSED NEW ELEMENTARY SCHOOL
CITADEL STREET NEAR BELLE TERRACE
BAKERSFIELD, KERN COUNTY, CALIFORNIA**

**PROJECT NO. 022-17101
NOVEMBER 1, 2017**

Prepared for:

**MR. MARCOS RODRIGUEZ
BAKERSFIELD CITY SCHOOL DISTRICT
1501 FELIZ DRIVE
BAKERSFIELD, CALIFORNIA 93307**

Prepared by:

**KRAZAN & ASSOCIATES, INC.
GEOTECHNICAL ENGINEERING DIVISION
2205 COY AVENUE
BAKERSFIELD, CALIFORNIA 93307
(661) 837-9200**

November 1, 2017

KA Project No. 022-17101

Mr. Marcos Rodriguez
Bakersfield City School District
1501 Feliz Drive
Bakersfield, California 93307

**RE: Geotechnical Engineering & Geologic Hazards Investigation
Proposed New Elementary School
Citadel Street near Belle Terrace
Bakersfield, Kern County, California**

Dear Mr. Rodriguez:

In accordance with your request, we have completed a Geotechnical Engineering and Geologic Hazards Investigation for the above-referenced site. The results of our investigation are presented in the attached report.

If you have any questions, or if we may be of further assistance, please do not hesitate to contact our office at (661) 837-9200.



Respectfully submitted,
KRAZAN & ASSOCIATES, INC.


David R. Jarosz, II
Managing Engineer
RGE No. 2698/RCE No. 60185

DRJ:ht

TABLE OF CONTENTS

INTRODUCTION	1
PURPOSE AND SCOPE.....	1
PROPOSED CONSTRUCTION.....	2
SITE LOCATION, SITE HISTORY AND SITE DESCRIPTION.....	2
GEOLOGIC SETTING	4
General.....	4
Lithology.....	5
Structure and Faults	5
GEOLOGIC HAZARDS.....	7
Fault Rupture Hazard Zones in California.....	7
Seismic Hazard Zones in California	8
Historic Seismicity/Earthquake Epicenter Distribution	8
Geologic Subgrade.....	9
Soil Liquefaction	9
Seismic Settlement.....	10
Subsidence Due to Fluid Withdrawal.....	11
Expansive Soils.....	12
Inundation Hazards	12
Tsunamis and Seiches.....	13
Slope Stability and Potential for Slope Failure	13
Volcanic Hazards.....	13
County Seismic Safety Element.....	13
FIELD AND LABORATORY INVESTIGATIONS	13
SOIL PROFILE AND SUBSURFACE CONDITIONS.....	14
GROUNDWATER.....	14
CONCLUSIONS AND RECOMMENDATIONS.....	15
Administrative Summary	15
Groundwater Influence on Structures/Construction	17
Site Preparation.....	17
Engineered Fill.....	19
Drainage and Landscaping.....	19
Utility Trench Backfill.....	19
Foundations.....	20
Foundations - Drilled Caissons.....	21
Lateral Loading Criteria - Caissons	21
Excavation Stability.....	21

Floor Slabs and Exterior Flatwork..... 22
Lateral Earth Pressures and Retaining Walls 23
R-Value Test Results and Pavement Design 23
Seismic Parameters – 2016 CBC 25
Soil Cement Reactivity 25
Pipe Corrosion 25
Compacted Material Acceptance..... 26
Testing and Inspection..... 26
LIMITATIONS..... 26

FIGURES

Vicinity Map..... Figure 1
Site Geologic Map..... Figure 2
Site Geologic Cross Section..... Figure 3
Regional Geologic Map Figure 4
Regional Geologic Cross-Section..... Figure 5
Local Geologic Map..... Figure 6
Fault Map Figure 7
Epicenter Map..... Figure 8
Seismic Hazards Atlas Figure 9
Air Photo..... Figure 10

TABLES

Seismic Sources..... Table 1

APPENDICES

Log of Borings and Laboratory Test Data Appendix A
General Earthwork Specifications Appendix B
General Pavement Specifications Appendix C
Earthquake Data File and Liquefaction Analysis Appendix D
References..... Appendix E

November 1, 2017

KA Project No. 022-17101

**GEOTECHNICAL ENGINEERING & GEOLOGIC HAZARDS INVESTIGATION
PROPOSED NEW ELEMENTARY SCHOOL
CITADEL STREET NEAR BELLE TERRACE
BAKERSFIELD, KERN COUNTY, CALIFORNIA**

INTRODUCTION

This report presents the results of our Geotechnical Engineering and Geologic Hazards Investigation for the proposed New Elementary School to be located at Citadel Street near Belle Terrace in Bakersfield, Kern County, California. Discussions regarding site conditions are presented herein, together with conclusions and recommendations pertaining to site preparation, Engineered Fill, utility trench backfill, drainage and landscaping, foundations, concrete floor slabs and exterior flatwork, retaining walls and pavement design.

A site plan showing the approximate boring locations is presented following the text of this report. A description of the field investigation, boring logs, and the boring log legend are presented in Appendix A. Appendix A contains a description of the laboratory testing phase of this study, along with the laboratory test results. Appendices B and C contain guides to earthwork and pavement specifications. When conflicts in the text of the report occur with the general specifications in the appendices, the recommendations in the text of the report have precedence.

PURPOSE AND SCOPE

This investigation was conducted to evaluate the soil and groundwater conditions at the site, to make geotechnical engineering recommendations for use in design of specific construction elements, and to provide criteria for site preparation and Engineered Fill construction.

A previous Geotechnical Engineering Investigation was performed at this site by Krazan & Associates, Inc. in March of 2016 (KA Project No. 022-16011). However, the new building layout is such that only six of the previous soil boring locations are within the building footprints presently proposed.

Our scope of services was outlined in our proposal dated January 22, 2017 (KA Proposal No. P037-17) and included the following:

- A site reconnaissance by a member of our engineering staff to evaluate the surface conditions at the project site.
- A review of available data for evaluation of subsurface conditions at the project site.

-
- A review of our previous investigation report and evaluation of applicable data and findings contained therein.
 - Aerial photograph interpretation.
 - A search of geologic and seismologic literature pertaining to the area of the site.
 - Evaluation of potential geologic hazards.
 - A field investigation consisting of drilling 18 borings to depths ranging from approximately 15 to 50 feet for evaluation of the subsurface conditions at the project site.
 - Performing laboratory tests on representative soil samples obtained from the borings to evaluate the physical and index properties of the subsurface soils.
 - Evaluation of the data obtained from the investigation and an engineering analysis to provide recommendations for use in the project design and preparation of construction specifications.
 - Preparation of this report summarizing the results, conclusions, recommendations, and findings of our investigation.

PROPOSED CONSTRUCTION

We understand that design of the proposed development is currently underway. Some of the final details pertaining to the structures are unavailable. It is understood the new school will include four (4) K-6 Classroom buildings, ranging in size from 16,512 square feet to 19,264 square feet, an 8,754 square foot Administration/Library building, a 16,364 square foot Multipurpose building, and future Pre-K, Parent Center, and Health Center buildings with a combined footprint of approximately 6,080 square feet. Site development will also include play courts, concrete flatwork, and paved access drives, a bus drop-off area, and parking areas.

It is anticipated the structures will utilize conventional shallow foundations and concrete slab-on-grade. Footing loads are anticipated to be light to moderate. Furthermore, on-site utilities, hardscape and landscaping are also planned.

In the event, these structural or grading details are inconsistent with the final design criteria, the Soils Engineer should be notified so that we may update this writing as applicable.

SITE LOCATION, SITE HISTORY AND SITE DESCRIPTION

The proposed New Elementary School Campus is located within the southern portion of the San Joaquin Valley, within the eastern portion of the City of Bakersfield, in Kern County, California (see Vicinity Map, Figure 1). The school campus is irregular in shape and encompasses approximately 16 acres of predominately vacant land in a developed area. The site is located about 600 feet south of Belle Terrace, at Citadel Street. The proposed Elementary School Campus is bound to the east by

Cottonwood Road, a park, and several rural residential developments; to the south by East Branch Kern Island Canal and residential development; to the west by vacant land; and to the north by park/playground areas and drainage basins. The proposed New Elementary School Campus is located at longitude 118.9905° West and latitude 35.3445° North. The US Geological Survey, Lamont, California 7.5-minute Quadrangle, dated 1992, indicates that surface elevations in the vicinity of the site are on the order of 390 to 395 feet above mean sea level. A significant watercourse identified as the Kern River is located approximately 3.7 miles northwest of the subject site. The East Branch Kern Island Canal trends along the southwest edge of the site. The Central Branch Kern Island Canal is located about 1.1 miles northwest of the site.

Site history was obtained by reviewing aerial photographs taken in 1937, 1942, 1952, 1956, 1968, 1973, 1975, 1981, 1984, 1992, 2003, 2006, 2010, and 2012. Review of the 1937 aerial photograph indicates that the proposed Elementary School property consisted of agricultural land. No structures appeared to be located on the site. A tree-lined area appears to outline the location of a ditch that was observed within the north-central portion of the site still present during Krazan's September 2017 site reconnaissance. In addition, a canal trends northwest-southeast along the southwestern boundary of the site.

Review of the 1942 aerial photograph indicates that the project site conditions appeared to be relatively similar to that noted in the 1937 aerial photograph.

Review of the 1952 aerial photograph indicates that the project site conditions appeared to be relatively similar to that noted in the 1942 aerial photograph, except the on-site ditch is more evident due to the apparent removal of trees. The ditch appears to have previously trended northeasterly from the adjacent canal. The current observation during the September 2017 site reconnaissance observed the ditch to be present within the north-central portion of the site.

Review of the 1956, 1968, 1973 and 1975 aerial photographs indicate that the project site conditions appeared to be relatively similar to that noted in the 1952 aerial photograph.

Review of the 1981 aerial photograph indicates that the site may or may not be in agricultural use, but remains vacant with no structures. The southwest-northeast trending portion of the ditch had been removed and soil appears to have been worked in the area of the existing portion of the ditch.

Review of the 1984 and 1992 aerial photographs indicate that the project site conditions appeared to be relatively similar to that noted in the 1981 aerial photograph.

Review of the 2003 aerial photograph indicates that the project site predominately consisted of vacant land crisscrossed with unimproved roads or foot trails. The remaining site conditions appeared to be relatively similar to that noted in the previous aerial photographs.

Review of the 2006, 2010 and 2012 aerial photographs indicate that the project site conditions appeared to be relatively similar to that noted in the 2003 aerial photograph.

The conditions shown on the aerial photographs dating 1937 to 2012 (Scale: 1"= 500') indicate the site was predominately utilized as agricultural land until the 1980s. Since the early 1980s the site predominately consisted of vacant land. Presently, the site predominately consists of vacant land. The site is covered by a sparse to moderate weed growth and the surface soils have a loose consistency. A canal is located in the northern portion of the site. A buried irrigation line trends roughly southwest-northeast through the western portion of the site. Berms along the canal on the northern portion of the site are approximately 6 to 8 feet high. Several trees are located along the edges of the site and throughout portions of the site. Wood and chain-link fencing trend along the edges of the site. Scattered piles of debris consisting of household trash are located throughout the site. With the exception of the canal berms, the site is relatively level with no major changes in grade.

No evidence of surface faulting was observed on the property during our reconnaissance. No evidence of slope failures or instabilities was observed on the subject property or adjoining properties.

GEOLOGIC SETTING

General

The subject property is located along the eastern margin of the southern San Joaquin Valley portion of the Great Valley Geomorphic Province of California. The San Joaquin Valley is bordered to the north by the Sacramento Valley portion of the Great Valley, to the east by the Sierra Nevada, to the west by the Coast Ranges, and to the south by the Transverse Ranges. The San Joaquin sedimentary basin is separated from the Sacramento basin to the north by the buried Stockton arch and associated Stockton Fault. The buried Bakersfield arch near the south end of the valley separates the relatively small Maricopa-Tejon subbasin at the south end of the San Joaquin basin from the remainder of the basin. The 450-mile long Great Valley is an asymmetric structural trough that has been filled with a prism of Mesozoic and Cenozoic sediments up to 5 miles thick.

The Sierra Nevada, located east of the San Joaquin Valley, is gently southwesterly tilted fault block comprised of igneous and metamorphic rocks of pre-Tertiary age that comprise the basement beneath the San Joaquin Valley. The Coast Ranges, located west of the San Joaquin Valley, are comprised of folded and faulted sedimentary and metasedimentary rocks of Mesozoic and Cenozoic age.

The Kern River is the principal rivers in the area. Alluvial fans formed by this river are the predominant geomorphic features in the Bakersfield area. The area of the subject site is characterized by low alluvial fans and plains, which constitute a belt of coalescing alluvial fans of low relief between the dissected uplands, adjacent to the Sierra Nevada and the valley trough. This has resulted in a rather flat topography in the vicinity of the project site. The site is comprised of alluvial deposits which are mostly sands and silts.

A Regional Geologic Map, Regional Geologic Cross-Section, and Local Geologic Map are presented on Figures 4, 5, and 6, respectively.

Lithology

The thick accumulation of deposits within the San Joaquin Valley range in age from Jurassic to Holocene and include both marine and continental rocks and deposits. The 1964 Geologic Map of California, Bakersfield Sheet, indicates that the near-surface deposits in area of the subject site are identified as Quaternary Fan Deposits.

The 2011 Geologic Map of the Quaternary Surficial Deposits in Southern California, the Tehachapi 30' x 60' Quadrangle (Solomon McCrea and Shannon Utley, 2011) further defines the near-surface deposits in the area of the subject site as Quaternary Fan Deposits and Quaternary Old Alluvial Fan Deposits consisting of unconsolidated boulders, cobbles, gravel, sand and silt recently deposited where a river or stream issues from a confined valley or canyon; sediment typically deposited in a fan-shaped cone; gravelly sediment generally more dominant than sandy settlement.

The subsurface information obtained in this study indicates that the surface and near-surface soil deposits at the subject site generally consist of sandy silts, silty sands, and sands with some gravel. These observed deposits are consistent with those mapped in the area, and are further described in the Soil Profile and Subsurface Conditions section of this report.

Structure and Faults

The general area of the subject site is underlain by a homoclinal series of Cenozoic deposits dipping 4 degrees to 6 degrees to the southwest toward the center of the San Joaquin Valley. The contact between the Cenozoic and basement rocks dips nearly 8 degrees southwest, or at a slightly greater inclination than does the on-lapping homoclinal Cenozoic sequence. A slightly elevated basement structure, the Bakersfield Arch is located in the vicinity of the site. This structure is considered to have controlled sedimentation within the far southern portion of the valley.

The south end of the San Joaquin Valley is bordered on the west, south, and east by three major fault systems: the San Andreas, Garlock, and Breckenridge-Kern Canyon faults, respectively. All three of these faults zone appear to be directly related to the uplifting of the mountain ranges in which they are located and the downwarping of the intermediate land mass which constitutes the San Joaquin Valley portion of the Great Valley Geosyncline. The forces which have resulted in the formation of these major fault zones and the continuing movements along them have had great influence locally in the valley floor in the form of folding and faulting of the thick section of sedimentary beds and the underlying basement complex. Deformation of the sedimentary rocks in the area has not been restricted to faulting. Localized folding had also occurred within the geosyncline forming entrapments for oil and gas accumulations.

Adjacent to the San Joaquin Valley, the Sierra Nevada and Coast Ranges are geologically young mountain ranges that possess active and potentially active fault zones. Major active faults and fault zones occur at some distance to the east, west, and south of the project site. The Sierra Nevada and Owens Valley Fault Zones bound the eastern edge of the Sierra Nevada block approximately 68 and 73 miles east of the site, respectively. Numerous active faults are present within the San Joaquin Valley,

San Emigdio Mountains, and Tehachapi Mountains south of the site including the White Wolf, Pleito Thrust, Garlock, and Big Pine Faults. These faults are located approximately 16, 24, 34, and 36 miles from the site, respectively.

The White Wolf Fault (responsible for a 1952 earthquake that caused extensive damage in the Bakersfield area) is located in the tectonically active Tehachapi Mountains as the southerly terminus of the valley, approximately 16 miles southeast of the subject site.

Numerous active faults are present within the central Coast Ranges west of the site including the San Andreas Fault located approximately 35 miles west of the subject site. The fault is considered active and is of primary concern in evaluating seismic hazards throughout western Kern County. The 684-mile-long San Andreas Fault Zone is the principal element of the San Andreas Fault system, a network of faults with predominately dextral strike-slip displacement that collectively accommodates the majority of relative north-south motion between the North America and Pacific plates. The San Andreas Fault zone is the most extensively studied fault in California, and perhaps the world. The San Andreas Fault Zone is considered to be the Holocene and historically active dextral strike-slip fault that extends along most of coastal California from its complex junction with the Mendocino Fault zone on the north, southwest to the northern Transverse Range and inland to the Salton Sea, where a well defined zone of seismicity transfers the slip to the Imperial fault along a right-releasing step.

Two major surface-rupturing earthquakes have occurred on the San Andreas Fault in historic time: the 1857 Fort Tejon and 1906 San Francisco earthquakes. Additional historic surface rupturing earthquakes include the unnamed 1812 earthquake along the Mojave section and the northern part of the San Bernardino Mountains section, and a large earthquake in the San Francisco Bay area that occurred in 1838 that was probably on the Peninsula section. Historic fault creep rates are as high as 32 millimeters per year for the 82-mile-long creeping section in central California with creep rates gradually tapering to zero at the northwestern and southeastern ends of the section.

One of the nearest seismotectonic sources is the Great Valley Fault Zone (Coast Ranges-Central Valley boundary zone), located approximately 70 miles west of the site. The Great Valley Fault zone is the geomorphic boundary of the Coast Ranges and the Central Valley and is underlain by a 300-mile long seismically active fold and thrust belt that has been the source of recent earthquakes, such as the 1983 magnitude 6.5 Coalinga and the 1985 magnitude 6.1 Kettleman Hills earthquakes. Nearly the entire thrust system is concealed or "blind". The basal detachment of this thrust system dips at a shallow angle to the west. East-directed thrusting over ramps in the detachment and west-directed thrusting on backthrusts are responsible for the uplift along the eastern range front of the Coast Ranges. Based on earthquake focal mechanisms, movement on the thrust zone is generally perpendicular to the strike of the geomorphic boundary and trend of the San Andreas Fault system. Shortening along the geomorphic boundary is driven by a component of the Pacific-North American Plate motion that is normal to the plate boundary. The Great Valley Fault Zone is considered a dominant seismic feature with potential for affecting the subject site.

Tensional forces resulting in normal faults are reported to be related to crustal stress relief in the southeast portion of the San Joaquin Valley. Numerous relatively short, normal faults traverse this region. Creep activity is the prominent mode of slip on those faults in this region that are active. These movements have continued on an intermittent basis from the early Miocene to Recent time. This faulting is directly related to and controls the accumulation of oil in several oil fields within the easterly portion of the valley. Most authors agree that current creep movements can be ascribed to subsidence promoted by extensive withdrawal of petroleum, and in some cases, groundwater. Those faults considered to be active in the southern valley are the Kern Front, Premier, New Hope and Pond Faults located approximately 7.4, 10, 14 and 16 miles north of the subject site, respectively.

The Kern Front, Premier and New Hope Faults, are actively creeping westerly-dipping normal faults in oil-producing areas. The Buena Vista Fault, also located within a nearby oil producing area, is indicated to be a north-dipping thrust fault. Recent aseismic movement along these pre-existing faults is considered to be related to oil field fluid withdrawal. In addition, numerous unnamed faults are mapped within the oil fields in the vicinity of the site. The majority of the mapped faults associated with the oil fields, do not extend through the Kern River Formation to the surface and have been mapped based on extensive subsurface exploration associated with the oil industry. The Pond Fault is a relatively minor, actively creeping west-dipping to vertical normal fault which is considered to be due to differential subsidence caused by groundwater withdrawal.

The Sierra Nevada and Owens Valley Fault Zones bound the eastern edge of the Sierra Nevada block more than 58 and 81 miles east of the site, respectively.

The northwest trending Clovis Fault and two unnamed related faults are believed to be located approximately 48 to 100 miles north to northeast of the City of Bakersfield, extending from an area just south of the San Joaquin River to a few miles south of Francher Creek and from just south of the City of Dinuba to just south of the City of Porterville. These faults are considered pre-Quaternary faults with no recognized Quaternary displacement. These faults are not necessarily inactive.

As noted above, several dominant faults with seismogenic structures are located in the vicinity of the subject site. Table I is a listing of active faults or seismogenic structures within 60 miles of the site, and a Fault Map is provided on Figure 7.

GEOLOGIC HAZARDS

Fault Rupture Hazard Zones in California

The Alquist-Priolo Geologic Hazards Zones Act went into affect in March, 1973. Since that time, the act has been amended 10 times (Hart, 1994). The purpose of the Act, as provided in DMG Special Publication 42 (SP 42), is to prohibit the location of most structures for human occupancy across the traces of active faults and to mitigate thereby the hazard of fault-rupture." The act was renamed the Alquist-Priolo Earthquake Fault Zoning Act in 1994, and at that time, the originally designated "Special Studies Zones" was renamed the "Earthquake Fault Zones."

The subject site does not lie on a Fault Rupture Hazard Zones Map, and accordingly, the site is not within a Fault-Rupture Hazard Zone. The nearest zoned fault is a portion of the Kern Front Fault located more than 7 miles northwest of the subject site.

Seismic Hazard Zones in California

In 1990, the California State Legislature passed the Seismic Hazard Mapping Act to protect public safety from the effects of strong shaking, liquefaction, landslides, or other ground failure, and other hazards caused by earthquakes. The Act requires that the State Geologist delineate various seismic hazards zones on Seismic Hazards Zones Maps. Specifically, the maps identify areas where soil liquefaction and earthquake-induced landslides are most likely to occur. A site-specific geotechnical evaluation is required prior to permitting most urban developments within the mapped zones. The Act also requires sellers of real property within the zones to disclose this fact to potential buyers. The area of the subject site is not included on any of the state maps released to date. However, the site is located on the Seismic Hazard Atlas, Lamont Quadrangle, effective date November 1975. The site is noted to be located within an area of younger sediments (Pleistocene and younger), with no fault or landslide features within the site or vicinity.

Historic Seismicity/Earthquake Epicenter Distribution

The Bakersfield area has historically experienced a low to moderate degree of seismicity. A listing of historic earthquakes with magnitudes greater than 4.0 within approximately 50 miles (80 kilometers) of the subject site was obtained from the comprehensive California Geological Survey computerized earthquake catalog for the State of California, the Townley and Allen (1939) catalog and the U.S. Geological Survey Earthquake Data Base System. In addition, a listing was obtained for all historic earthquakes with magnitudes greater than 5.0 within approximately 100 miles of the site. The listings include the date, time, location, depth, magnitude, and intensity all recorded events within the search radius between 1800 and 2015. A review of the literature for pre-1900 earthquakes (Topozada, 1991) does not reveal any significant recorded seismic events in the vicinity of the subject site prior to the period covered by the above listing.

The historic earthquake listings are included in Appendix D. A plot of epicenters associated with historic earthquakes in the region of the site with magnitudes greater than 5 is shown on Figure 8, Epicenter Map. The earthquake data indicates that 320 events with magnitudes greater than 4.0 occurred within 50 miles of the subject site between 1800 and 2015. None of the listed events occurred within 5 miles of the site. The data indicates that 151 events exceeded magnitudes 5.0 within 100 miles of the subject site. The nearest listed event occurred approximately 1.1 miles southwest of the site in 1870 with a magnitude of 4.3. Forty of the listed earthquakes with magnitudes greater than 5.0 occurred within 50 miles of the site. Numerous earthquakes are listed with magnitudes between 5.0 and 6.0 beyond about 60 miles of the site. Eight events were recorded with magnitudes greater than 6.0 within 50 miles of the site. The largest magnitude found in the search radius was 7.9 occurring January 9, 1857.

The geologic literature indicates that groundshaking of VIII intensity (Modified Mercalli Scale) was felt in Bakersfield from the 1857 Fort Tejon Earthquake and the 1952 Arvin-Tehachapi Earthquake. These are the largest known earthquake events to have affected the Bakersfield area. The most recent earthquake significant to the site area was the seismic event which occurred on July 21, 1952. A significant number of the listed historic earthquakes occurred in 1952 and are considered related to the Arvin-Tehachapi earthquake of July 21, 1952. This magnitude 7.7 event affected all of Kern County as well as parts of Los Angeles and Santa Barbara Counties. The earthquake took place near Wheeler Ridge on the White Wolf Fault, located approximately 24 miles southeasterly of the subject site. Vertical displacements of as much as three feet occurred at the fault line. Destruction in the communities of Arvin and Tehachapi was extensive; the quake caused numerous landslides and damaged highways, bridges, and railroads. Damage to Bakersfield from the main shock was slight, however, on July 29 and August 5, 1952, aftershocks generated just east of Bakersfield produced a great deal of damage to older buildings. Estimated average value of the maximum bedrock accelerations from the 1952 events are about 0.14 gravity (g) at the subject site.

Geologic Subgrade

Information obtained from the geologic literature, as well as data from the above-described site exploration, indicate the general soil profile at the site consists predominately of medium dense to very dense silty sands, sandy silts, and relatively clean sands underlain at a shallow depth by very dense decomposed granite and granitic rock. Assuming that any loose surface soil and fill materials on the site are removed and recompacted as recommended in our Geotechnical Engineering Investigation, the geologic subgrade of the site can be conservatively approximated as "stiff soil". A Joyner-Boore Class C subgrade classification is considered appropriate for the soil profile and corresponds with a National Earthquake Hazard Reduction Program (NEHRP) (BSSC, 1994) Site Class D. The site class definition from the 2016 California Building Code that is most consistent with the site conditions is Site Class D.

Soil Liquefaction

Soil liquefaction is a state of soil particles suspension caused by a complete loss of strength when the effective stress drops to zero. Liquefaction normally occurs in soils such as sand in which the strength is purely friction. However, liquefaction has occurred in soils other than clean sand. Liquefaction usually occurs under vibratory conditions such as those induced by seismic event.

To evaluate the liquefaction potential of the site, the following items were evaluated:

- 1) Groundwater depth;
- 2) Soil type;
- 3) Relative density;
- 4) Initial confining pressure;
- 5) Intensity and duration of groundshaking.

The soils encountered within a depth of 50 feet on the project site predominately consist of loose to very dense sandy silts, silty sands, and sands. Groundwater was not encountered within the soil borings advanced during subsurface exploration. Available groundwater data, as well as our experience in the area, indicates that groundwater depth has been as shallow as 22 feet within the project site vicinity.

The potential for soil liquefaction during a seismic event was evaluated using the LIQUEFYPRO computer program (version 5.8h) developed by CivilTech Software. For the analysis, a maximum earthquake magnitude of 7.79 was used. A peak horizontal ground surface acceleration of 0.456g was considered conservative and appropriate for the liquefaction analysis. A groundwater depth of 22 feet was used for the analysis. The computer analysis indicates that soils above a depth of 22 feet are non-liquefiable due to the absence of groundwater. The soils below a depth of 22 feet are considered to be non-liquefiable to slightly liquefiable with factors of safety ranging from 0.68 to 5.0. The analysis also indicates that the total and differential seismic induced settlement is not anticipated to exceed 1 1/8 inches and 3/4 inch, respectively. The liquefaction potential at the site is considered low. The project's Structural Engineer should consider the anticipated seismic settlements in the project design.

Due to the relatively low levels of expected groundshaking at the site, the density of the native soil deposits (94 pcf to 139 pcf), and the recommendation that all loose fill within proposed building areas be excavated and recompacted, liquefaction is not considered a significant geologic hazard at the subject site.

Seismic Settlement

One of the most common phenomena during seismic shaking accompanying any earthquake is the induced settlement of loose unconsolidated soils. Based on the nature of the subsurface materials, the plan to excavate and recompact the upper soils and any loose fill soils within the proposed building areas and the relatively low to moderate seismicity of the region, we would not expect seismic settlement to represent a significant geologic hazard to the site provided that the recommendations of our referenced Geotechnical Engineering Investigation are followed.

One of the most common phenomena during seismic shaking accompanying any earthquake is the induced settlement of loose unconsolidated soils. Based on the nature of the subsurface materials, and the relatively low to moderate seismicity of the region, we would not expect seismic settlement or lateral spread to represent a significant geologic hazard to the site.

The estimated seismic settlement was determined at the site using the settlement analysis method by Tokimatsu, Seed, and Bolton (1987). The results of the settlement analysis are included as follows:

Location	Seismic Settlement (inches)				Design for Differential Settlement
	Saturated Settlement	Unsaturated Settlement	Total Settlement	Range of Differential Settlement	
B10	0.80	0.32	1.12	0.56 to 0.74	3/4 Inch in 100 Feet
B17	0.0	0.11	0.11	0.06 to 0.07	

The above settlement values were determined at specific boring locations. The consolidated settlement (under static load of specific structures) and differential settlement (per specified length in building area) are indicated in the Foundations section of this report.

The native soils within the project site are not conducive to hydrocollapse due to the relatively medium dense soil conditions, low void-ratio, and moderate to high penetration resistance measured. Any loose fill material at the site could be vulnerable to hydrocollapse. However, the proposed structure is planned to be supported on engineered fill. Therefore the structure will not be vulnerable to hydrocollapse. In addition, this hazard can be mitigated by following the design and construction recommendations of current and future Geotechnical Engineering Investigations (over-excavation and rework of any loose soils and/or uncertified fill materials).

Two drainage basins are located about 230 feet north of the school campus within a park area. The basins may be up to 8 feet deep with sidewall slopes approximately 26 degrees. A canal is located along the southwest edge of the school campus. The canal is up to 8 feet deep with side slopes up to 26 degrees. The structures planned for development will be located greater than 230 feet away from the basin and canal. The potential for lateral spreading was evaluated using the "Revised Multilinear Regression Equations for Prediction of Lateral Spread Displacement" by Youd, Hansen, Corbett and Bartlett (2002). Based on a lack of shallow liquefiable soils within the subject site, the distance of proposed structures from the basins and a lack of saturated cohesionless sediments with $(N1)_{60}$ less than 15, the site is not likely subject to lateral spreading hazards.

Subsidence Due to Fluid Withdrawal

Portions of the San Joaquin Valley have been subject to land subsidence due to fluid withdrawal (groundwater and petroleum). The Bakersfield area has been subject to significant subsidence hazards in the past. The Arvin-Maricopa area, which includes the Bakersfield area, is one of three principal areas of widespread subsidence in the San Joaquin Valley. As of 1970, 700 square miles of irrigable land, roughly 60 percent of the area, had subsided due to the intensive pumping of groundwater. Maximum subsidence exceeded 9 feet, and the total volume of subsidence (1926 – 1970) was about 1 million acre-feet. Subsidence results from the compaction of water-yielding deposits as inter-granular stresses are increased by water level declines. Also, scattered local areas are affected by the hydrocompaction of moisture-deficient surficial deposits and by subsidence due to the extraction of oil field fluids.

The use of groundwater in the Arvin-Maricopa area greatly increased during the late forties and fifties. This increase resulted in the accelerated decline of water levels and accompanying land subsidence in the central part of the area. Significantly, this was a period of below normal precipitation and severely deficient groundwater recharge. From 1947 to 1966 above normal runoff occurred in only 3 years, and a runoff deficiency of 2,500,000 acre-feet accumulated for the Kern River. With the return of normal precipitation and the importation of surface water from the Friant-Kern Canal and the California Aqueduct, the groundwater supply changed from one of shortage to one of excess. The groundwater levels of the late sixties could possibly be the lowest of all time – past and future.

As in other subsidence areas of the San Joaquin Valley, subsidence will continue in the Arvin-Maricopa area as long as declining water levels continue to cause increased effective stresses and will stop as soon as excess pore pressures in the aquitards are dissipated. Beginning in the mid-sixties, significant quantities of canal water were imported into the Arvin-Maricopa area; this water had the dual effect of increasing recharge to the groundwater reservoir and reducing groundwater pumpage.

Since the early 1970's land subsidence has continued in some locations, but has generally slowed due to reductions in groundwater pumpage and the accompanying recovery of groundwater levels made possible by supplemental use of surface water for irrigation. The surface water is diverted principally from the Sacramento-San Joaquin Delta and the San Joaquin, Kings, Kern, and Feather Rivers. Several droughts since 1975 have caused surface water deliveries in the valley to be sharply curtailed, and demonstrated the valley's vulnerability to continued land subsidence when groundwater pumpage is increased.

The history of land subsidence in the San Joaquin Valley is integrally linked to the development of agriculture and the availability of water for irrigation. Further agricultural development without accompanying subsidence is dependent on the continued availability of surface water, which is subject to uncertainties due to climatic variability and pending regulatory decisions. Due to the current regulatory water use and storage requirements, subsidence is not anticipated to be a significant hazard in the project site area.

Land subsidence caused by the hydrocompaction of moisture deficient surficial deposits commonly identified as collapsible soils is common within the Kern County area. This type of subsidence is common in regions where rainfall, irrigation water, or other moisture has not penetrated the upper soils for an extended period of time. Areas where a hydrocompaction concern exist are typically defined during the Geotechnical Engineering Investigation phase of the development and corrective measures for dealing with these potentially collapsible soils are included as part of the site preparation section of this report.

Land subsidence caused by the extraction of oil field fluids is monitored by the State of California, Division of Oil, Gas, and Geothermal Resources. The State regulates oil and gas withdrawal and repressurizing of the fields. This type of subsidence is not significant enough to be of serious concern.

Expansive Soils

The surface and near-surface soils observed on the site surface consist of sandy silts, silty sands, relatively clean sands or silty sand with trace clay. These materials are considered to have a low expansion potential.

Inundation Hazards

A review of Federal Emergency Management Agency (FEMA) Flood Insurance Mapping for the area of the subject site (Community Panel Number 06029C2325E, dated September 26, 2008, indicates that the subject site is within "Zone "X" - Areas determined to be outside the 0.2 percent annual chance flood."

A review of the Office of Emergency Services and Corps of Engineers Dam Inundation Mapping for the area of the subject site indicates that the subject site is outside the “Inundation Area” should a failure occur at the Isabella Lake Dam, located 36 miles east.

Tsunamis and Seiches

A tsunami is a series of ocean waves generated in the ocean by an impulsive disturbance. Due to the inland location of the subject site, tsunamis are not considered a threat to the site. Seiches are standing waves in a body of water such as a lake or reservoir. Because such a body of water is not located near the site, seiches are not anticipated to affect the subject site.

Slope Stability and Potential for Slope Failure

Due to the generally flat-lying nature of the site and surrounding areas, problems from landslides are not anticipated to affect this site.

Volcanic Hazards

The subject site is not within an area known to be affected by volcanic hazards (Miller, 1989, USGS Bulletin, 1847).

County Seismic Safety Element

Documentation and mapping included in the Health and Safety Element of the Kern County General Plan, dated March 2007, and the Seismic Safety Element of the Metropolitan Bakersfield General Plan, dated December 2002, and General Plan Update EIR dated June 2002, were reviewed. The seismic information contained within the Safety and Land Use Elements is somewhat dated and or generalized and is superseded by more recent information and analyses described herein. The referenced documents generally indicate that the site area is subject to relatively low to moderate seismicity and related hazards.

FIELD AND LABORATORY INVESTIGATIONS

A previous Geotechnical Engineering Investigation was performed at this site by Krazan & Associates, Inc. in March of 2016 (KA Project No. 022-16011). However, the new building layout is such that only six of the previous soil boring locations are within the building footprints presently proposed. Therefore, a second subsurface soil investigation consisting of exploratory drilling was performed at the site in September and October 2017. Subsurface soil conditions were further explored by drilling 18 additional borings to depths ranging from approximately 15 to 50 feet below existing site grade, using a truck-mounted drill rig. In addition, 2 additional bulk subgrade samples were obtained from the site for laboratory R-value testing. The approximate boring and bulk sample locations are shown on the site geologic map, Figure No. 2. During drilling operations, penetration tests were performed at regular intervals to evaluate the soil consistency and to obtain information regarding the engineering properties of the subsoils. Soil samples were retained for laboratory testing. The soils encountered were

continuously examined and visually classified in accordance with the Unified Soil Classification System. Site geologic cross sections based on the exploratory drilling data are provided on Figure No. 3.

Laboratory tests were performed on selected soil samples to evaluate their physical characteristics and engineering properties. The laboratory testing program was formulated with emphasis on the evaluation of natural moisture, density, gradation, shear strength, consolidation potential, atterberg limits, stability (R-value) and moisture density relationships of the materials encountered. In addition, chemical tests were performed to evaluate the soil cement reactivity. Details of the laboratory test program and results of the laboratory tests are summarized in Appendix A. This information, along with the field observations, was used to prepare the final boring logs in Appendix A.

SOIL PROFILE AND SUBSURFACE CONDITIONS

Based on our previous and recent findings, the subsurface conditions encountered appear typical of those found in the geologic region of the site. In general, the surface soils consisted of 6 to 12 inches of very loose silty sand and sandy silt. These soils are disturbed, have low strength characteristics, and are highly compressible when saturated.

Beneath the loose surface soils, approximately 1 to 6 feet of fill material was encountered within portions of the site. The deep fill was associated with stockpiles of fill on-site. The fill material predominately consisted of silty sand and sandy silt. Limited testing was performed on the fill soils during the time of our field and laboratory investigations. The limited testing indicates that the fill soils had varying strength characteristics ranging from loosely placed to compacted. The thickness and extent of fill material was determined based on limited test borings and visual observation. Thicker fill may be present at the site.

Below the loose surface soils and fill material, approximately 3 to 4 feet of loose to dense silty sand or sand were encountered. Field and laboratory tests suggest that these soils are moderately strong and slightly compressible. Penetration resistance ranged from 13 to 46 blows per foot. Dry densities ranged from 89 to 117 pcf. Representative soil samples consolidated approximately 3 to 4 percent under a 2 ksf load when saturated. Representative soil samples had angles of internal friction of 35 and 39 degrees.

Below 4 to 5 feet, layers of loose to very dense silty sand, silty sand/sand, silty sand/sandy silt, sandy silt, sand with gravel, or stiff silty clay were encountered. Penetration resistance ranged from 10 blows per foot to more than 50 blows per 6 inches. Dry densities ranged from 84 to 122 pcf. These soils had similar strength characteristics as the upper soils and extended to the termination depth of our borings.

For additional information about the soils encountered, please refer to the boring logs in Appendix A.

GROUNDWATER

Test boring locations were checked for the presence of groundwater during and immediately following the drilling operations. Free groundwater was not encountered within the depths explored (50 feet). Review of the Department of Water Resources groundwater level readings from November 1941 to

October 2015 indicates that historic high groundwater within the project site and vicinity range from 22 to 196 feet below site grade. Groundwater information was obtained from 7 groundwater wells located within 1.4 miles of the subject site (Well Nos.: 29S28E31J001M, 29S28E32L001M, 30S28E03D001M, 30S28E06C001M, 30S28E07B001M, 30S28E09B001M, and 30S28E09E001M). Past subsurface soil exploration performed by Krazan & Associates, Inc., in the vicinity of the site confirms this approximate groundwater depth.

It should be recognized that water table elevations may fluctuate with time, being dependent upon seasonal precipitation, irrigation, land use and climatic conditions, as well as other factors. Therefore, water level observations at the time of the field investigation may vary from those encountered during the construction phase of the project. The evaluation of such factors is beyond the scope of this report.

CONCLUSIONS AND RECOMMENDATIONS

Based on the findings of our field and laboratory investigations, along with previous geotechnical experience in the project area, the following is a summary of our evaluations, conclusions, and recommendations.

Administrative Summary

In brief, the subject site and soil conditions with the exception of the fill material and existing development, appear to be conducive to the development of the project. The surface soils are disturbed, have low strength characteristics, and are highly compressible when saturated. Accordingly, it is recommended that the surface soils be recompacted. This compaction effort should stabilize the surface soils and locate any unsuitable or pliant areas not found during our field investigation.

Previous grading operations have been performed within portions of the project site and vicinity. Up to 6 feet of fill material was encountered within the project site. The deep fills were associated with stockpiles of fill on-site. The fill material predominately consists of silty sand, sandy silt and gravel. The thickness and extent of fill was determined based on limited test borings and visual observation. Thicker fill may be present at the site. Verification of the extent of fill should be determined during site grading. Limited testing was performed on the fill soils during the time of our field and laboratory investigations. The limited testing indicates that the fill soils had varying strength characteristics ranging from loosely placed to compacted. Therefore, it is recommended that the fill soils be excavated and stockpiled so the native soils can be properly prepared. Preliminary testing indicates the fill material will be suitable for reuse as Engineered Fill, provided it is cleansed of excessive organics and debris. The fill material should be moisture-conditioned to near optimum moisture-content and recompacted to a minimum of 90 percent of maximum density based on ASTM Test Method D1557. Prior to fill placement, Krazan & Associates, Inc. should inspect the bottom of the excavation to verify no additional excavation will be required.

Presently, portions of the site are surrounded by existing developments. Canals trend within and along portions of the site. The site was previously utilized as agricultural land. Associated with these developments are buried structures, such as utility lines and irrigation lines, that trend throughout the

site. Demolition activities should include removal of any buried structures. Any buried structures encountered during construction should be properly removed and the resulting excavations backfilled. It is suspected that demolition activities of the existing structures will disturb the upper soils. Canals that will be backfilled should be cleaned of all deleterious material and excavated to firm native ground. After demolition activities, it is recommended that the disturb soils be removed and/or recompacted. This compaction effort should stabilize the upper soils and located any unsuitable or pliant areas not found during our field investigation. The resulting excavations should be backfilled with Engineered Fill.

In order to reduce the potential for differential settlement and provide uniform support for the planned structures, it is recommended that following stripping, fill removal operations, and demolition activities, the upper 24 inches of exposed subgrade within the proposed building areas be excavated, worked until uniform and free from large clods, moisture-conditioned to near optimum moisture-content, and recompacted to a minimum of 90 percent of maximum density based on ASTM Test Method D1557. In addition, it is recommended that proposed structural elements be supported by a minimum of 12 inches of Engineered Fill. Over-excavation should extend to a minimum of 5 feet beyond proposed footing lines. The excavation should be backfilled with Engineered Fill, compacted to a minimum of 90 percent of maximum density based on ASTM Test Method D1557. Prior to fill placement, Krazan & Associates, Inc. should inspect the bottom of the excavation to verify no additional removal will be required.

Several trees and shrubs are located throughout the site. If not utilized for the proposed development, tree and shrub removal operations should include roots greater than 1 inch in diameter. The resulting excavations should be backfilled with Engineered Fill.

Sandy soil conditions were encountered at the site. These cohesionless soils have a tendency to cave in trench wall excavations. Shoring or sloping back trench sidewalls may be required within these sandy soils.

Relatively clean sands were encountered at various locations throughout the site. The possibility exists that site grading operations could expose these soils in areas of proposed buildings, pavements, and/or retaining walls. The Contractor should note that these soils lack the cohesion necessary to stand vertically, even in shallow excavations such as footing trenches. If these conditions are encountered, it will be necessary to over-excavate the affected area(s) to a minimum of 3 feet below the proposed bearing surface. These areas may be backfilled using a mix of the silty sand and sand soils that contains at least 20 percent fines and meeting the requirements for Engineered Fill. This material may be obtained from elsewhere at the site, imported to the site from an approved off-site source, or manufactured through blending of the excavated clean sand with other suitable material containing a higher percentage of fines to result in material meeting the requirements for Engineered Fill.

After completion of the recommended site preparation, the site should be suitable for shallow footing support. The proposed structure footings may be design utilizing an allowable bearing pressure of 2,500 psf for dead-plus-live loads. Footings should have a minimum embedment of 18 inches.

Groundwater Influence on Structures/Construction

Based on our findings and historical records it is not anticipated that groundwater will rise within the zone of structural influence or affect the construction of foundations and pavements for the project. However, if earthwork is performed during our soon after periods of precipitation, the subgrade soils may become saturated, “pump,” or not respond to densification techniques. Typical remedial measures include: discing and aerating the soil during dry weather; mixing the soil with dryer materials; removing and replacing the soil with an approved fill material; or mixing the soil with an approved lime or cement product. Our firm should be consulted prior to implementing remedial measures to observe the unstable subgrade conditions and provide appropriate recommendations.

Site Preparation

General site clearing should include removal of asphaltic concrete; concrete; vegetation and existing utilities; and structures; including foundations; basement walls and floors; existing stockpiled soil; trees and associated root systems; rubble; rubbish; and any loose and/or saturated materials. Site stripping should extend to a minimum depth of 2 to 4 inches, or until all organics in excess of 3 percent by volume are removed. Deeper stripping may be required in localized areas. These materials will not be suitable for reuse as Engineered Fill. However, stripped topsoil may be stockpiled and reused in landscape or non-structural areas.

Approximately 1 to 6 feet of fill material was encountered within portions of the project site. The deep fill was associated with stockpiles of fill on-site. The fill material predominately consisted of silty sand, sandy silt and gravel. The thickness and extent of fill was determined based on limited test borings and visual observation. Thicker fill may be present at the site. Verification of the extent of fill should be determined during site grading. Limited testing was performed on the fill soils during the time of our field and laboratory investigations. The limited testing indicates that the fill soils had varying strength characteristics ranging from loosely placed to compacted. Therefore, it is recommended that the fill soils be excavated and stockpiled so that the native soils can be properly prepared. Preliminary testing indicates the fill material will be suitable for reuse as Engineered Fill, provided it is cleansed of excessive organics and debris. The fill material should be moisture-conditioned to near optimum moisture-content and compacted to a minimum of 90 percent of maximum density based on ASTM Test Method D1557. Prior to fill placement, Krazan & Associates, Inc. should inspect the bottom of the excavation to verify no additional excavation will be required.

Existing structures are located along the edges of the site. Several canals trend or previously trended within portions of the site. Any surface or buried structures or utilities encountered during construction should be properly removed and/or relocated. The resulting excavations should be cleaned to firm native ground and backfilled with Engineered Fill, compacted to a minimum of 90 percent of maximum density based on ASTM Test Method D1557. Excavations, depressions, or soft and pliant areas extending below planned finish subgrade level should be cleaned to firm undisturbed soil, and backfilled with Engineered Fill. In general, any septic tanks, debris pits, cesspools, or similar structures should be entirely removed. Canals that will be or were previously backfilled should be identified and delineated, cleaned of all deleterious material and excavated to firm native ground. Concrete footings

should be removed to an equivalent depth of at least 3 feet below proposed footing elevations or as recommended by the Soils Engineer. Any other buried structures should be removed in accordance with the recommendations of the Soils Engineer. The resulting excavations should be backfilled with Engineered Fill.

Several trees and shrubs are located throughout the project site. If not utilized for the proposed development, tree and shrub removal operations should include roots greater than 1 inch in diameter. The resulting excavation should be cleansed to firm ground and backfilled with Engineered Fill compacted to a minimum of 90 percent of maximum density based on ASTM Test Method D1557.

In order to reduce the potential for differential settlement and provide uniform support for the planned structures, it is recommended that following stripping, fill removal operations, and demolition activities, the upper 24 inches of the exposed subgrade within the proposed building areas be excavated, worked until uniform and free from large clods, moisture-conditioned as necessary, and recompacted to a minimum of 90 percent of maximum density based on ASTM Test Method D1557. In addition, it is recommended that proposed structural elements be supported by a minimum of 12 inches of Engineered Fill. Over-excavation should extend to a minimum of 5 feet beyond proposed footing lines. The excavation should be backfilled with Engineered Fill, compacted to a minimum of 90 percent of maximum density based on ASTM Test Method D1557. Prior to fill placement, Krazan & Associates, Inc. should inspect the bottom of the excavation to verify no additional removal will be required.

Following stripping, tree and shrub removal, fill removal operations, and demolition activities, the exposed subgrade in exterior flatwork and pavement areas should be excavated to a depth of at least 12 inches, worked until uniform and free from large clods, moisture-conditioned as necessary, and recompacted to a minimum of 90 percent of maximum density based on ASTM Test Method D1557. Limits of recompaction should extend 2 feet beyond the edge of pavements or sidewalks. Prior to backfilling, the exposed subgrade should be proof-rolled and observed by Krazan & Associates, Inc. to verify stability. This compaction effort should stabilize the surface soils and locate any unsuitable or pliant areas not found during our field investigation.

As indicated previously, fill material is located within the site. It is recommended that any uncertified fill material encountered within pavement areas, be removed and/or recompacted. The fill material should be moisture-conditioned to near optimum moisture and recompacted to a minimum of 90 percent of maximum density based on ASTM Test Method D1557. As an alternative, the Owner may elect not to recompact the existing fill within paved areas. However, the Owner should be aware that the paved areas may settle which may require annual maintenance. At a minimum, it is recommended that the upper 12 inches of subgrade soil be moisture-conditioned as necessary and recompacted to a minimum of 90 percent of maximum density based on ASTM Test Method D1557.

The upper soils, during wet winter months, become very moist due to the absorptive characteristics of the soil. Earthwork operations performed during winter months may encounter very moist unstable soils which may require removal to grade a stable building foundation. Project site winterization consisting of placement of aggregate base and protecting exposed soils during the construction phase should be performed.

A representative of our firm should be present during all site clearing and grading operations to test and observe earthwork construction. This testing and observation is an integral part of our service, as acceptance of earthwork construction is dependent upon compaction and stability of the material. The Soils Engineer may reject any material that does not meet compaction and stability requirements. Further recommendations of this report are predicated upon the assumption that earthwork construction will conform to recommendations set forth in this section and the Engineered Fill section.

Engineered Fill

The organic-free, on-site, upper native and fill soils are predominately silty sand, sandy silt, sand and gravel. Preliminary testing indicates the on-site soils will be suitable for reuse as Engineered Fill, provided they are cleansed of excessive organics and debris.

The preferred materials specified for Engineered Fill are suitable for most applications with the exception of exposure to erosion. Project site winterization and protection of exposed soils during the construction phase should be the sole responsibility of the Contractor since he has complete control of the project site at that time.

Imported Fill material should be predominately non-expansive granular material with a plasticity index less than 10 and a UBC Expansion Index less than 15. Imported Fill should be free from rocks and clods greater than 4 inches in diameter. All Imported Fill material should be submitted to the Soils Engineer for approval at least 48 hours prior to delivery at the site.

Fill soils should be placed in lifts approximately 6 inches thick, moisture-conditioned to near optimum moisture content, and compacted to achieve at least 90 percent maximum density based on ASTM Test Method D1557. Additional lifts should not be placed if the previous lift did not meet the required dry density or if soil conditions are not stable.

Drainage and Landscaping

The ground surface should slope away from building pad and pavement areas toward appropriate drop inlets or other surface drainage devices. In accordance with Section 1804 of the 2016 California Building Code, it is recommended that the ground surface adjacent to foundations be sloped a minimum of 5 percent for a minimum distance of 10 feet away from structures, or to an approved alternative means of drainage conveyance. Swales used for conveyance of drainage and located within 10 feet of foundations should be sloped a minimum of 2 percent. Impervious surfaces, such as pavement and exterior concrete flatwork, within 10 feet of building foundations should be sloped a minimum of 1 percent away from the structure. Drainage gradients should be maintained to carry all surface water to collection facilities and off-site. These grades should be maintained for the life of the project.

Utility Trench Backfill

Utility trenches should be excavated according to accepted engineering practices following OSHA (Occupational Safety and Health Administration) standards by a Contractor experienced in such work. The responsibility for the safety of open trenches should be borne by the Contractor. Traffic and

vibration adjacent to trench walls should be reduced; cyclic wetting and drying of excavation side slopes should be avoided. Depending upon the location and depth of some utility trenches, groundwater flow into open excavations could be experienced; especially during or following periods of precipitation.

Sandy and gravelly soil conditions were encountered at the site. These cohesionless soils have a tendency to cave in trench wall excavations. Shoring or sloping back trench sidewalls may be required within these sandy and gravelly soils.

Utility trench backfill placed in or adjacent to buildings and exterior slabs should be compacted to at least 90 percent of maximum density based on ASTM Test Method D1557. Utility trench backfill placed in pavement areas should be compacted to at least 90 percent of the maximum density based on ASTM Test Method D1557. Pipe bedding should be in accordance with pipe manufacturer's recommendations.

The Contractor is responsible for removing all water-sensitive soils from the trench regardless of the backfill location and compaction requirements. The Contractor should use appropriate equipment and methods to avoid damage to the utilities and/or structures during fill placement and compaction.

Foundations

After completion of the recommended site preparation, the site should be suitable for shallow footing support. The proposed structure may be supported on a shallow foundation system bearing on a minimum of 12 inches of Engineered Fill. Spread and continuous footings supported by a minimum of 12 inches of Engineered Fill can be designed for the following maximum allowable soil bearing pressures:

Load	Allowable Loading
Dead Load Only	1,875 psf
Dead-Plus-Live Load	2,500 psf
Total Load, including wind or seismic loads	3,325 psf

The footings should have a minimum depth of 18 inches below pad subgrade (soil grade) or adjacent exterior grade, whichever is lower. Footings should have a minimum width of 12 inches, regardless of load. Ultimate design of foundations and reinforcement should be performed by the project Structural Engineer.

The total static settlement is not expected to exceed $\frac{3}{4}$ inch. Differential static settlement should be less than $\frac{3}{8}$ inch. Most of the settlement is expected to occur during construction as the loads are applied. However, additional post-construction settlement may occur if the foundation soils are flooded or

saturated. The total seismic-induced settlement is not expected to exceed $1\frac{1}{8}$ inch. Differential settlement caused by a seismic event should be less than $\frac{3}{4}$ inch. The anticipated differential settlement is estimated over the width of the building.

Resistance to lateral footing displacement can be computed using an allowable friction factor of 0.4 acting between the base of foundations and the supporting subgrade. Lateral resistance for footings can alternatively be developed using an equivalent fluid passive pressure of 350 pounds per cubic foot acting against the appropriate vertical footing faces. The frictional and passive resistance of the soil may be combined without reduction in determining the total lateral resistance. A $\frac{1}{3}$ increase in the above value may be used for short duration, wind, or seismic loads. All of the above earth pressures are unfactored and are, therefore, not inclusive of factors of safety.

Foundations - Drilled Caissons

The proposed light poles can be supported on caissons using an allowable sidewall adhesion of 400 psf. This value is for dead-plus-live loads. This value may be increased $\frac{1}{3}$ for short duration loads, such as wind or seismic. Uplift loads can be resisted by caissons using an allowable sidewall adhesion of 275 psf of the surface area and the weight of the pier. The upper 2 feet should be neglected from friction calculations. The caissons should have a minimum embedment depth of 8 feet. The total settlement of the light pole is not expected to exceed 1 inch. Differential settlement should be less than $\frac{1}{2}$ inch. Most of the settlement is expected to occur during construction as the loads are applied.

Sandy soil conditions were encountered at the site. Due to the sandy soil conditions, casing of the caissons may be required.

Lateral Loading Criteria - Caissons

Lateral resistance of the poles may be calculated utilizing the CBC flagpole formula per Section 1807.3.2.1 for nonconstrained poles or Section 1807.3.2.2 constrained poles. In using the flagpole formula, the allowable lateral bearing capacity may be calculated using an allowable equivalent fluid pressure of 175 pounds per cubic foot, with an allowable deflection of $\frac{1}{4}$ inch at the ground surface. This value may be increased up to 350 pcf, based upon the assumption that the isolated poles are not adversely affected by a $\frac{1}{2}$ inch motion at the ground surface. Furthermore, an additional $\frac{1}{3}$ increase is allowed for short-term transient lateral loads such as wind or seismic. The upper 2 feet should be neglected from lateral resistance calculations.

Excavation Stability

Temporary excavations planned for the construction of the building and other associated structures may be excavated, according to the accepted engineering practices following Occupational Safety and Health Administration (OSHA) standards by a Contractor experienced in such work. Open, unbraced excavations in undisturbed soils should be made according to the table below.

Recommended Excavation Slopes	
Depth of Excavation (ft)	Slope (Horizontal:Vertical)
	Temporary
0-5	1:1
5-10	1½:1
10-15	1¾:1
15+	2:1

If, due to space limitation, excavation near existing structures or roads is performed in a vertical position, braced shorings or shields may be used for supporting vertical excavations. Therefore, in order to comply with the local and state safety regulations, a properly designed and installed shoring system would be required to accomplish planned excavation and installation. A specialty Shoring Contractor should be responsible for the design and installation of such a shoring system during construction. The lateral pressures provided below may be used in the design of a braced-type shoring system.

Recommended Lateral Earth Pressure for Braced Shoring	
Depth of Excavation Below Ground Surface (feet)	Lateral Soil Pressure (psf)
0	0
0.25 H	30 H
H	30 H
Where H is the total depth of the excavation in feet.	

The foregoing does not include excess hydrostatic pressure or surcharge loading. Fifty percent of any surcharge load, such as construction equipment weight, should be added to the lateral load given above.

Since the Contractor has the ultimate responsibility for excavation stability, he may design a different shoring system for the excavation.

The excavation/shoring recommendations provided herein are based on soil characteristics derived from limited test borings within the site. Variations in soil conditions will likely be encountered during the excavations. Krazan & Associates, Inc. should be afforded the opportunity to provide field review to evaluate the actual conditions and account for field condition variations not otherwise anticipated in the preparation of this recommendation.

Floor Slabs and Exterior Flatwork

Concrete slab-on-grade floors that will include moisture sensitive floor coverings should be underlain by a water vapor retarder. The water vapor retarder should be installed in accordance with accepted engineering practice. The water vapor retarder should consist of a vapor retarder sheeting underlain by a minimum of 3 inches of compacted, clean, gravel of ¾-inch maximum size. To aid in concrete

curing an optional 2 to 4 inches of granular fill may be placed on top of the vapor retarder. The granular fill should consist of damp clean sand with at least 10 to 30 percent of the sand passing the 100 sieve. The sand should be free of clay, silt, or organic material. Rock dust which is manufactured sand from rock crushing operations is typically suitable for the granular fill. This granular fill material should be compacted.

The exterior floors should be poured separately in order to act independently of the walls and foundation system. All fills required to bring the building pads to grade should be Engineered Fills.

Moisture within the structure may be derived from water vapors, which were transformed from the moisture within the soils. This moisture vapor can travel through the vapor membrane and penetrate the slab-on-grade. This moisture vapor penetration can affect floor coverings and produce mold and mildew in the structure. To reduce moisture vapor intrusion, it is recommended that a vapor retarder be installed. It is recommended that the utility trenches within the structure be compacted, as specified in our report, to reduce the transmission of moisture through the utility trench backfill. Special attention to the immediate drainage and irrigation around the building is recommended. Positive drainage should be established away from the structure and should be maintained throughout the life of the structure. Ponding of water should not be allowed adjacent to the structure. Over-irrigation within landscaped areas adjacent to the structure should not be performed. In addition, ventilation of the structure (i.e. ventilation fans) is recommended to reduce the accumulation of interior moisture.

Lateral Earth Pressures and Retaining Walls

Walls retaining horizontal backfill and capable of deflecting a minimum of 0.1 percent of its height at the top may be designed using an equivalent fluid active pressure of 32 pounds per square foot per foot of depth. Walls that are incapable of this deflection or walls that are fully constrained against deflection may be designed for an equivalent fluid at-rest pressure of 52 pounds per square foot per foot per depth. Expansive soils should not be used for backfill against walls. The wedge of non-expansive backfill material should extend from the bottom of each retaining wall outward and upward at a slope of 2:1 (horizontal to vertical) or flatter. The stated lateral earth pressures do not include the effects of hydrostatic water pressures generated by infiltrating surface water that may accumulate behind the retaining walls; or loads imposed by construction equipment, foundations, or roadways. All of the above earth pressures are unfactored and are, therefore, not inclusive of factors of safety.

During grading and backfilling operations adjacent to any walls, heavy equipment should not be allowed to operate within a lateral distance of 5 feet from the wall or within a lateral distance equal to the wall height, whichever is greater, to avoid developing excessive lateral pressures. Within this zone, only hand operated equipment ("whackers," vibratory plates, or pneumatic compactors) should be used to compact the backfill soils.

R-Value Test Results and Pavement Design

Two R-value samples were obtained from the project site at the locations shown on the attached site plan. The samples were tested in accordance with the State of California Materials Manual Test Designation 301. Results of the tests are as follows:

Sample	Depth	Description	R-Value at Equilibrium
1	12-24"	Silty Sand (SM)	55
2	12-24"	Silty Sand (SM)	58

These test results are moderate and indicate good subgrade support characteristics under dynamic traffic loads. These results are also consistent with the results of R-value testing on samples collected during the previous investigation in March of 2016. The following table shows the recommended pavement sections for various traffic indices.

Traffic Index	Asphaltic Concrete	Class II Aggregate Base*	Compacted Subgrade**
4.0	2.0"	4.0"	12.0"
4.5	2.5"	4.0"	12.0"
5.0	2.5"	4.0"	12.0"
5.5	3.0"	4.0"	12.0"
6.0	3.0"	4.0"	12.0"
6.5	3.5"	4.0"	12.0"
7.0	4.0"	4.5"	12.0"
7.5	4.0"	5.5"	12.0"

* 95% compaction based on ASTM Test Method D1557 or CAL 216

** 90% compaction based on ASTM Test Method D1557 or CAL 216

If traffic indices are not available, an estimated (typical value) index of 4.5 may be used for light automobile traffic, and an index of 7.0 may be used for light truck traffic.

The following recommendations are for light-duty and heavy-duty Portland Cement Concrete pavement sections.

**PORTLAND CEMENT PAVEMENT
LIGHT DUTY**

Traffic Index	Portland Cement Concrete***	Class II Aggregate Base*	Compacted Subgrade**
4.5	5.0"	--	12.0"

HEAVY DUTY

Traffic Index	Portland Cement Concrete***	Class II Aggregate Base*	Compacted Subgrade**
7.0	6.5"	--	12.0"

* 95% compaction based on ASTM Test Method D1557 or CAL 216

** 90% compaction based on ASTM Test Method D1557 or CAL 216

***Minimum compressive strength of 3000 psi

As indicated previously, fill material is located on the site. It is recommended that any uncertified fill material encountered within pavement areas be removed and/or recompacted. The fill material should be moisture-conditioned to near optimum moisture and recompacted to a minimum of 90 percent of

maximum density based on ASTM Test Method D1557. As an alternative the Owner may elect not to recompact the existing fill within paved areas. However, the Owner should be aware that the paved areas may settle which may require annual maintenance. At a minimum it is recommended that the upper 12 inches of subgrade soil be moisture conditioned as necessary and recompact to a minimum of 90 percent of maximum density based on ASTM Test Method D1557.

Seismic Parameters – 2016 California Building Code

The Site Class per Section 1613A of the 2016 California Building Code (2016 CBC) and Table 20.3-1 of ASCE 7-10 is based upon the site soil conditions. It is our opinion that a Site Class D is most consistent with the subject site soil conditions. For seismic design of the structures based on the seismic provisions of the 2016 CBC, we recommend the following parameters:

Seismic Item	Value	CBC Reference
Site Class	D	Section 1613A.3.2
Site Coefficient F_a	1.054	Table 1613A.3.3 (1)
S_s	1.115	Section 1613A.3.1
S_{MS}	1.175	Section 1613A.3.3
S_{DS}	0.784	Section 1613A.3.4
Site Coefficient F_v	1.588	Table 1613A.3.3 (2)
S_1	0.412	Section 1613A.3.1
S_{M1}	0.654	Section 1613A.3.3
S_{D1}	0.436	Section 1613A.3.4

Soil Cement Reactivity

Excessive sulfate in either the soil or native water may result in an adverse reaction between the cement in concrete (or stucco) and the soil. HUD/FHA and UBC have developed criteria for evaluation of sulfate levels and how they relate to cement reactivity with soil and/or water.

Soil samples were obtained from the site and tested in accordance with State of California Materials Manual Test Designation 417. The sulfate concentrations detected from these soil samples were less than 150 ppm and are below the maximum allowable values established by HUD/FHA and UBC. However, it is recommended that a Type II cement be used within the concrete to compensate for sulfate reactivity with the cement.

Pipe Corrosion

Below grade, metal piping should be protected against corrosion in accordance with the pipe manufacturer recommendations. In addition, below grade metal systems should be electrically isolated from the building and reinforcing steel in the CMU walls and/or foundation to prevent development of the galvanic cells and premature corrosion of the below grade metal systems.

Compacted Material Acceptance

Compaction specifications are not the only criteria for acceptance of the site grading or other such activities. However, the compaction test is the most universally recognized test method for assessing the performance of the Grading Contractor. The numerical test results from the compaction test cannot be used to predict the engineering performance of the compacted material. Therefore, the acceptance of compacted materials will also be dependent on the stability of that material. The Soils Engineer has the option of rejecting any compacted material regardless of the degree of compaction if that material is considered to be unstable or if future instability is suspected. A specific example of rejection of fill material passing the required percent compaction is a fill which has been compacted with an in situ moisture content significantly less than optimum moisture. This type of dry fill (brittle fill) is susceptible to future settlement if it becomes saturated or flooded.

Testing and Inspection

A representative of Krazan & Associates, Inc., should be present at the site during the earthwork activities to confirm that actual subsurface conditions are consistent with the exploratory fieldwork. This activity is an integral part of our service, as acceptance of earthwork construction is dependent upon compaction testing and stability of the material. This representative can also verify that the intent of these recommendations is incorporated into the project design and construction. Krazan & Associates, Inc. will not be responsible for grades or staking, since this is the responsibility of the Prime Contractor.

LIMITATIONS

Soils Engineering is one of the newest divisions of Civil Engineering. This branch of Civil Engineering is constantly improving as new technologies and understanding of earth sciences advance. Although your site was analyzed using the most appropriate and most current techniques and methods, undoubtedly there will be substantial future improvements in this branch of engineering. In addition to advancements in the field of Soils Engineering, physical changes in the site, either due to excavation or fill placement, new agency regulations, or possible changes in the proposed structure after the soils report is completed may require the soils report to be professionally reviewed. In light of this, the Owner should be aware that there is a practical limit to the usefulness of this report without critical review. Although the time limit for this review is strictly arbitrary, it is suggested that 2 years be considered a reasonable time for the usefulness of this report.

Foundation and earthwork construction is characterized by the presence of a calculated risk that soil and groundwater conditions have been fully revealed by the original foundation investigation. This risk is derived from the practical necessity of basing interpretations and design conclusions on limited sampling of the earth. The recommendations made in this report are based on the assumption that soil conditions do not vary significantly from those disclosed during our field investigation. If any variations or undesirable conditions are encountered during construction, the Soils Engineer should be notified so that supplemental recommendations may be made.

The conclusions of this report are based on the information provided regarding the proposed construction. If the proposed construction is relocated or redesigned, the conclusions in this report may not be valid. The Soils Engineer should be notified of any changes so the recommendations may be reviewed and re-evaluated.

This report is a Geotechnical Engineering and Geologic Hazards Investigation with the purpose of evaluating the soil conditions in terms of foundation design. The scope of our services did not include any Environmental Site Assessment for the presence or absence of hazardous and/or toxic materials in the soil, groundwater, or atmosphere; or the presence of wetlands. Any statements, or absence of statements, in this report or on any boring log regarding odors, unusual or suspicious items, or conditions observed, are strictly for descriptive purposes and are not intended to convey engineering judgment regarding potential hazardous and/or toxic assessment.


The geotechnical engineering information presented herein is based upon professional interpretation utilizing standard engineering practices and a degree of conservatism deemed proper for this project. It is not warranted that such information and interpretation cannot be superseded by future geotechnical engineering developments. We emphasize that this report is valid for the project outlined above and should not be used for any other sites.


If you have any questions, or if we may be of further assistance, please do not hesitate to contact our office at (661) 837-9200.

Respectfully submitted,
KRAZAN & ASSOCIATES, INC.

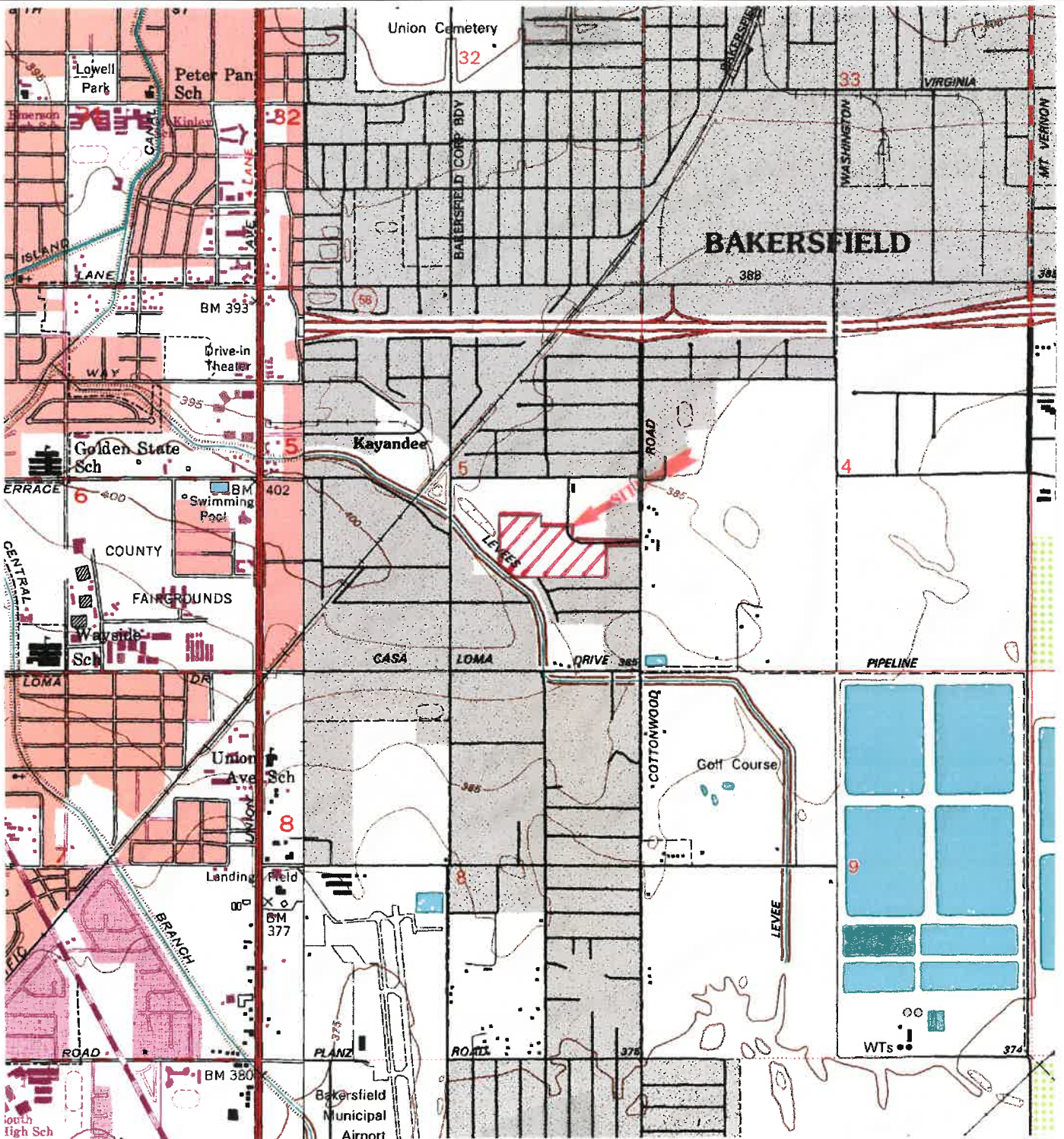



Stephen J. Nelson
Certified Engineering Geologist
CEG No. 2146




David R. Jarosz, II
Managing Engineer
RGE No. 2698/RCE No. 60185

SJN/DRJ:ht

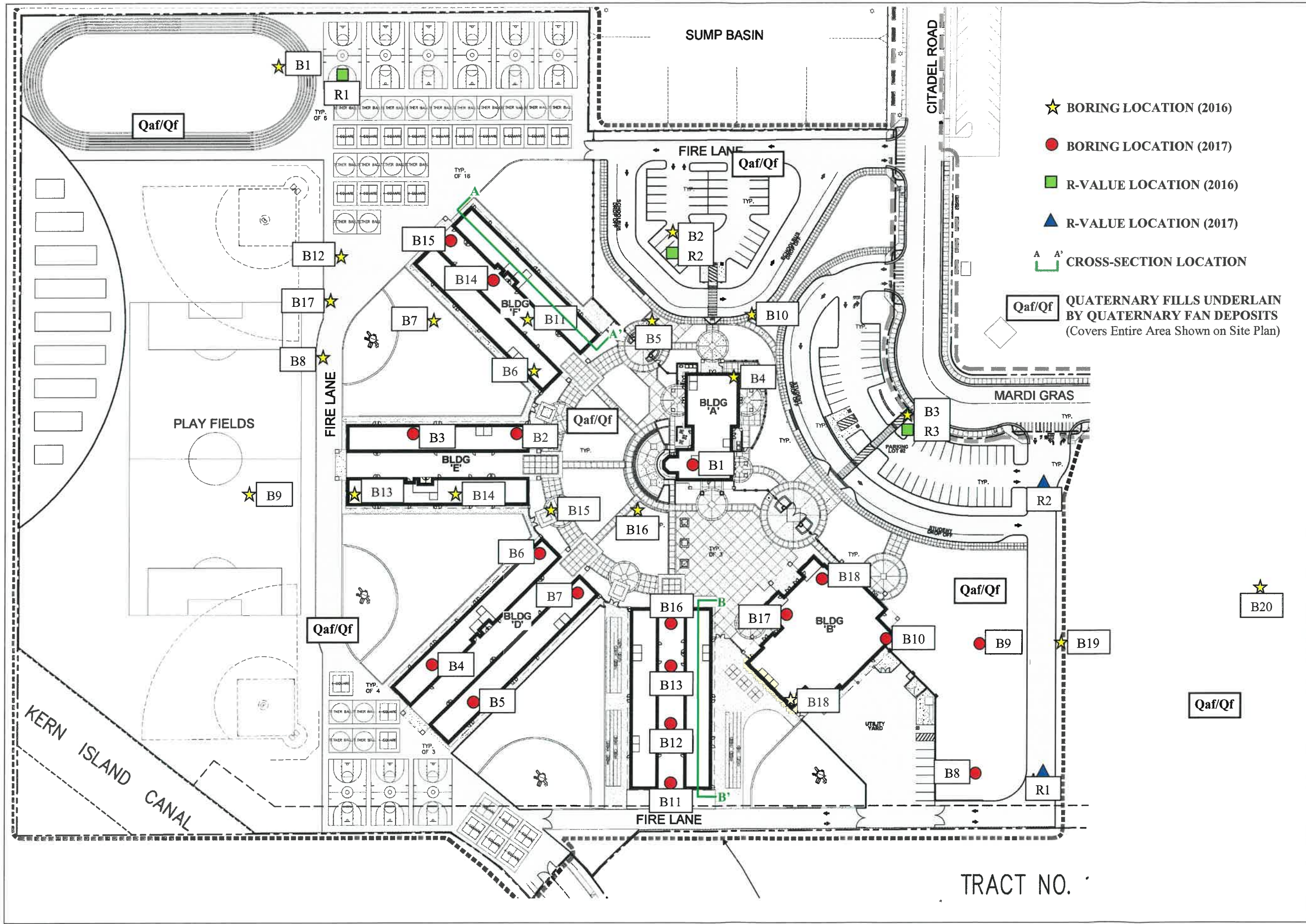


VICINITY MAP



MAP SOURCE:
 U.S.G.S. "LAMONT, CA." QUADRANGLE
 7.5 MINUTE SERIES (TOPO), DATED 1992

GEOTECHNICAL ENGINEERING INVESTIGATION NEW ELEMENTARY SCHOOL CITADEL STREET BAKERSFIELD, CA	Scale: AS SHOWN	Date: 11/17	 Krazan ENGINEERS, GEOLOGISTS AND ENVIRONMENTAL SPECIALISTS <i>Offices Serving the Western United States</i>
	Drawn by: MN	Approved by: SN	
	Project No. 022-17101	Figure No. 1	



SITE GEOLOGIC MAP

New Elementary School
 Citadel Street near Belle Terrace
 Bakersfield,
 Kern County, California

Scale:
 1 inch = 100 feet

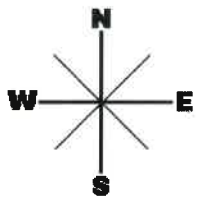
Date:
 November 2017

Project No.
 022-17101

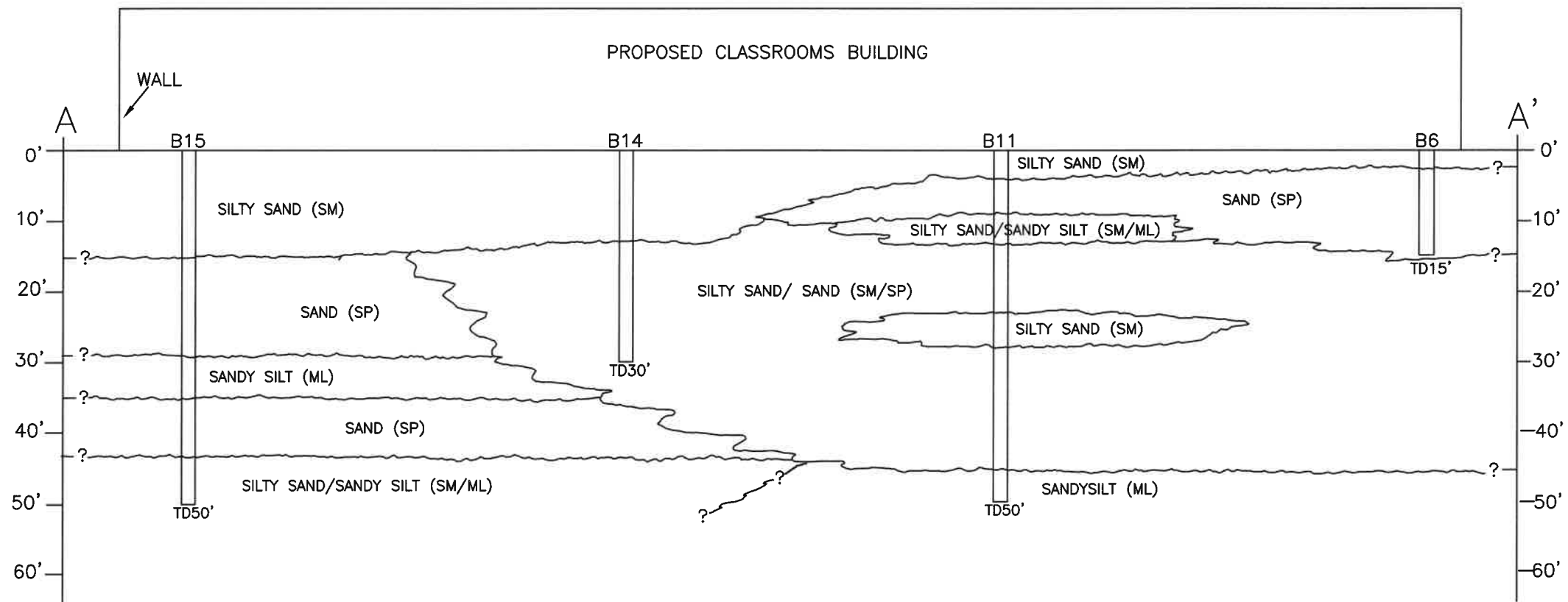
Drawn by:
 HT

Approved by:
 DJ

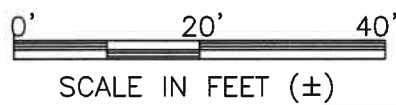
Figure No.
 2



TRACT NO. .



SITE GEOLOGIC CROSS SECTION A-A'

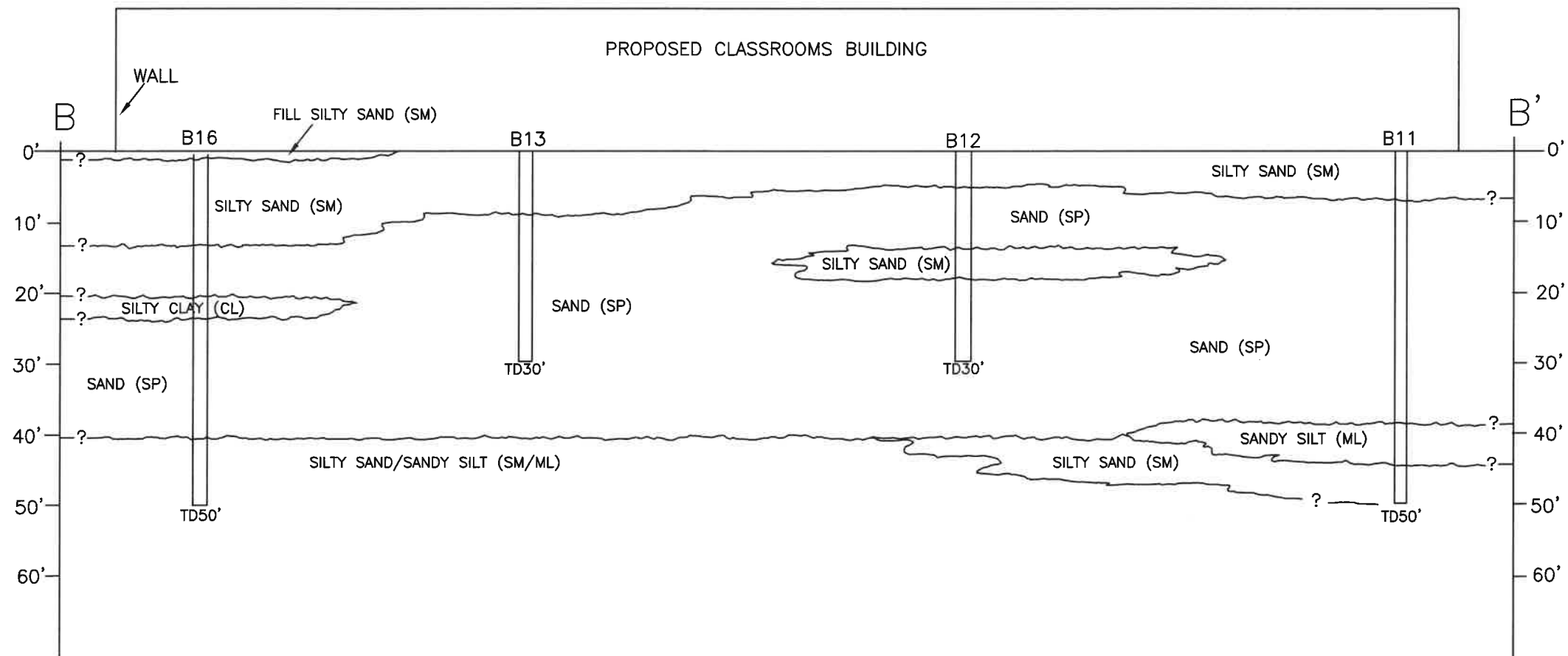


GEOTECHNICAL ENGINEERING INVESTIGATION
 NEW ELEMENTARY SCHOOL
 CITADEL STREET
 BALERSFIELD, CA.

Scale:
 AS SHOWN
 Drawn by:
 MN
 Project No.
 022-17101

Date:
 11/17
 Approved by:
 SN
 Figure No.
 3.1

Krazan
 ENGINEERS, GEOLOGISTS AND ENVIRONMENTAL SPECIALISTS
 Offices Serving the Western United States



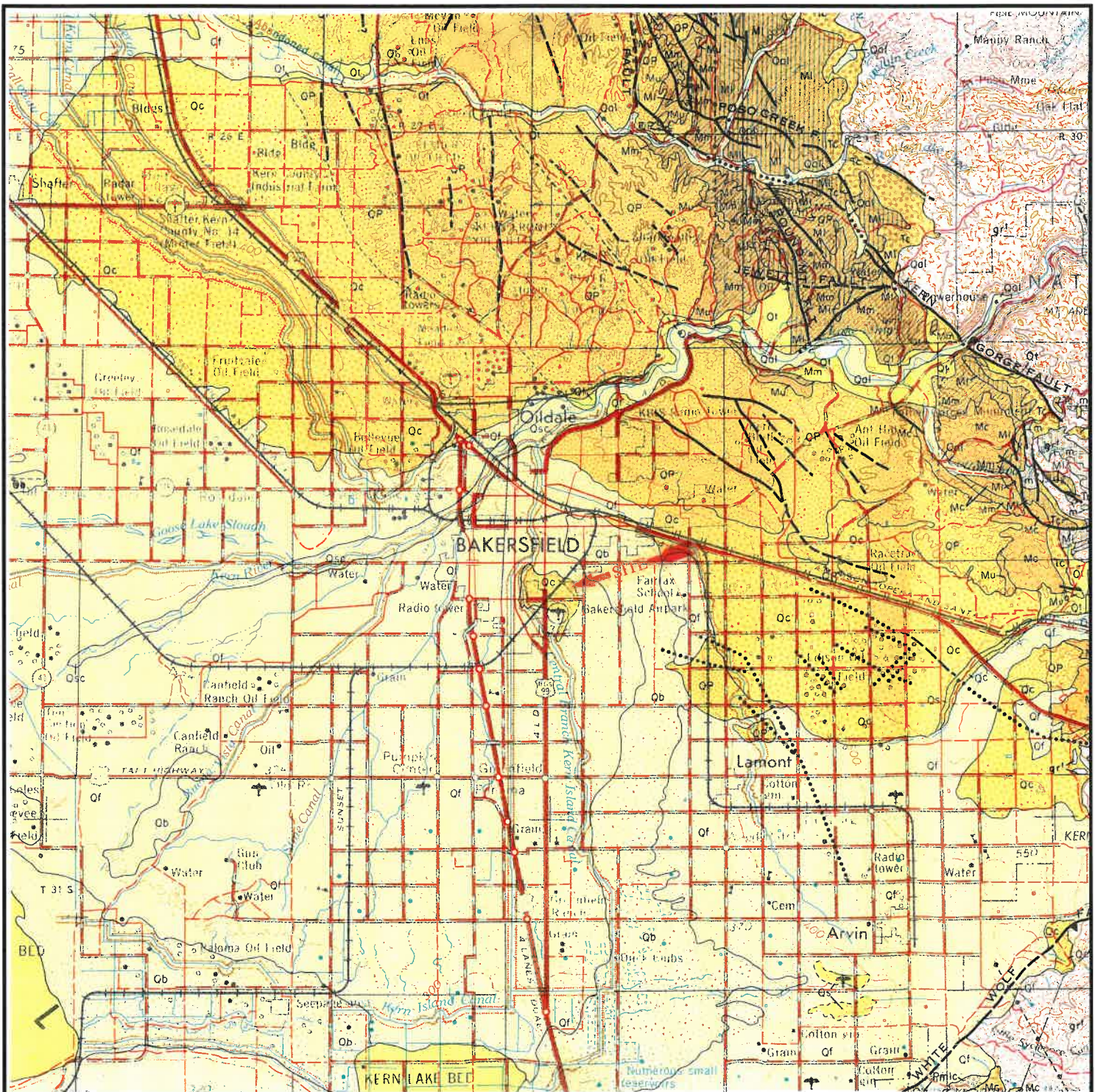
SITE GEOLOGIC CROSS SECTION B-B'



GEOTECHNICAL ENGINEERING INVESTIGATION
 NEW ELEMENTARY SCHOOL
 CITADEL STREET
 BALERSFIELD, CA.

Scale:	AS SHOWN	Date:	11/17
Drawn by:	MN	Approved by:	SN
Project No.	022-17101	Figure No.	3.2


Krazan
 ENGINEERS, GEOLOGISTS AND ENVIRONMENTAL SPECIALISTS
 Offices Serving the Western United States



REGIONAL GEOLOGIC MAP



SCALE IN MILES (±)

FROM:
GEOLOGIC MAP OF CALIFORNIA—BAKERSFIELD
SHEET OLAF P. JENKINS EDITION, COMPILATION
BY ARTHUR R. SMITH, 1964

GEOTECHNICAL ENGINEERING INVESTIGATION
NEW ELEMENTARY SCHOOL
CITADEL STREET

Scale:
AS SHOWN

Drawn by:
MN

Project No.
022-17101

Date:
11/17

Approved by:
SN

Figure No.
4

BAKERSFIELD, CA

Krazan

ENGINEERS, GEOLOGISTS AND ENVIRONMENTAL SPECIALISTS


Offices Serving the Western United States

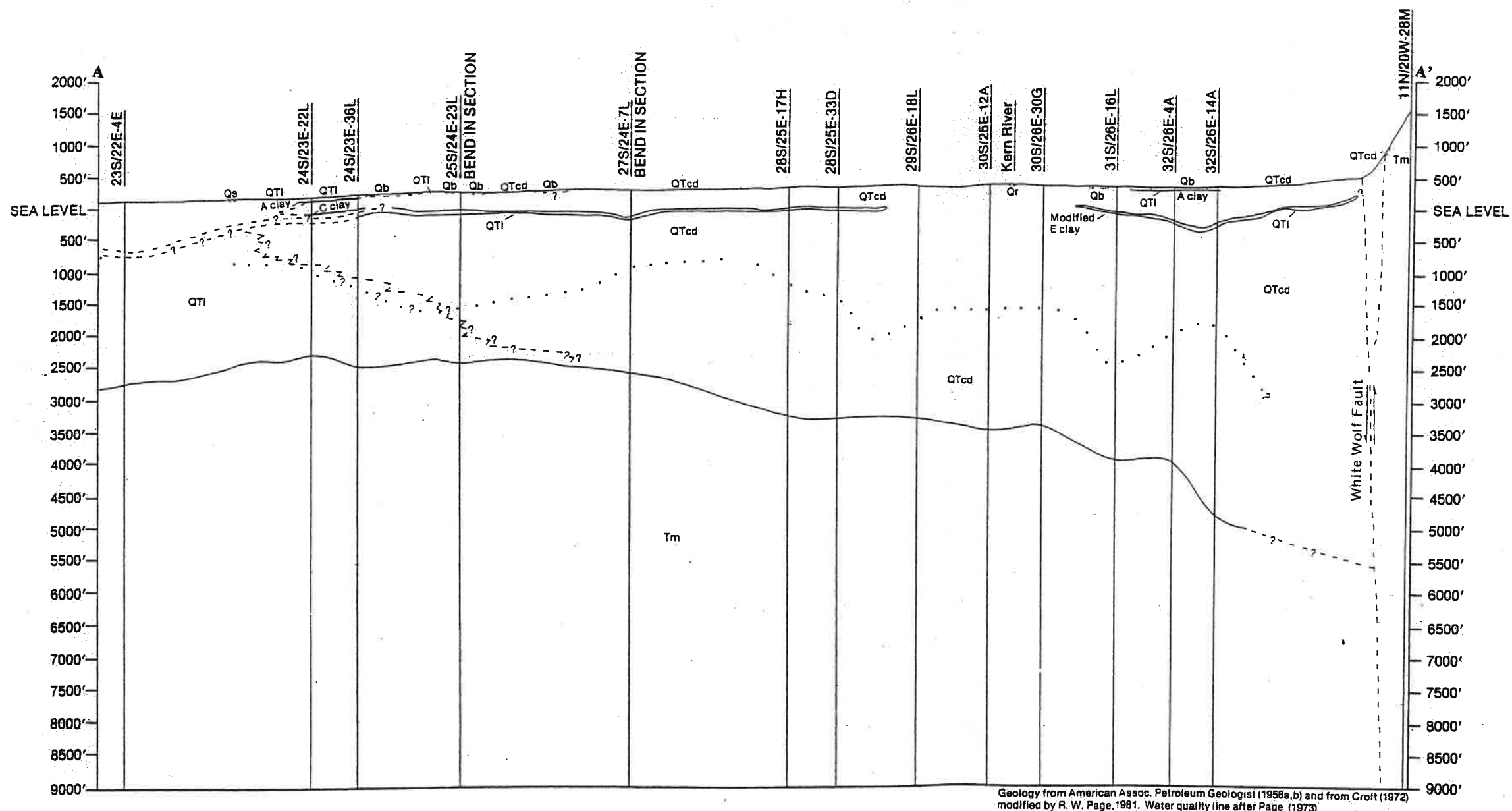
CENOZOIC	QUATERNARY	Recent	Qs	Dune sand			
			Qal	Alluvium			
			Qsc	Stream channel deposits	} GREAT VALLEY		
			Qf	Fan deposits			
			Qb	Basin deposits			
		Qst	Salt deposits				
		Ql	Quaternary lake deposits				
		Qg	Glacial deposits				
		Qt	Quaternary nonmarine terrace deposits				
		Pleistocene	Qm	Pleistocene marine and marine terrace deposits	Qmv	Pleistocene volcanic: Qmv ^r —rhyolite; Qmv ^a —andesite; Qmv ^b —basalt; Qmv ^p —pyroclastic rocks	
	Qc		Pleistocene nonmarine				
	QP		Plio-Pleistocene nonmarine	☼	Quaternary and/or Pliocene cinder cones		
	Pc		Undivided Pliocene nonmarine				
	Pliocene		Puc	Upper Pliocene nonmarine			
			Pu	Upper Pliocene marine	Pv	Pliocene volcanic: Pv ^r —rhyolite; Pv ^a —andesite; Pv ^b —basalt; Pv ^p —pyroclastic rocks	
			Pmlc	Middle and/or lower Pliocene nonmarine			
			Pml	Middle and/or lower Pliocene marine			
			TERTIARY	Miocene	Mc	Undivided Miocene nonmarine	
	Muc				Upper Miocene nonmarine		
	Mu	Upper Miocene marine			Mv	Miocene volcanic: Mv ^r —rhyolite; Mv ^a —andesite; Mv ^b —basalt; Mv ^p —pyroclastic rocks	
	Mmc	Middle Miocene nonmarine					
	Mm	Middle Miocene marine					
	Oligocene	Ol		Lower Miocene marine			
		Oc		Oligocene nonmarine	Qv	Oligocene volcanic: Qv ^r —rhyolite; Qv ^a —andesite; Qv ^b —basalt; Qv ^p —pyroclastic rocks	
		Om		Oligocene marine			
		Eocene		Ec	Eocene nonmarine	Ev	Eocene volcanic: Ev ^r —rhyolite; Ev ^a —andesite; Ev ^b —basalt; Ev ^p —pyroclastic rocks
				Em	Eocene marine		
	Paleocene		Epc	Paleocene nonmarine			
Epm		Paleocene marine					

REGIONAL GEOLOGIC MAP

EXPLANATION

FROM:
GEOLOGIC MAP OF CALIFORNIA—BAKERSFIELD
SHEET OLAF P. JENKINS EDITION, COMPILATION
BY ARTHUR R. SMITH, 1964

GEOTECHNICAL ENGINEERING INVESTIGATION NEW ELEMENTARY SCHOOL CITADEL STREET	Scale: AS SHOWN	Date: 11/17	
	Drawn by: MN	Approved by: SN	
Project No. 022-17101	Figure No. 4a	ENGINEERS, GEOLOGISTS AND ENVIRONMENTAL SPECIALISTS <i>Offices Serving the Western United States</i>	
BAKERSFIELD, CA			



EXPLANATION

- Qs SAND DUNES (HOLOCENE)
- Qb FLOOD BASIN DEPOSITS (HOLOCENE)
- QTl LACUSTRINE & MARSH DEPOSITS (PLIOCENE TO HOLOCENE)
- QTcd CONTINENTAL ROCKS & DEPOSITS (OLIGOCENE TO HOLOCENE)
- Tm MARINE ROCKS & DEPOSITS (EOCENE, OLIGOCENE, MIOCENE, & PLIOCENE)
- TpT CONTINENTAL & MARINE ROCKS & DEPOSITS (PRE-TERTIARY TO OLIGOCENE)
- pTgm GRANITE & METAMORPHIC ROCKS (PRE-TERTIARY)
- ? - STRATIGRAPHIC UNIT CONTACT APPROXIMATELY LOCATED; QUERIED WHERE DATA ARE INCONCLUSIVE

NOTE:

SEE FAULT MAP FOR LOCATION OF GEOLOGIC CROSS SECTION

Geology from American Assoc. Petroleum Geologist (1958a,b) and from Croft (1972) modified by R. W. Page, 1981. Water quality line after Page (1973)

REGIONAL GEOLOGIC CROSS-SECTION SHOWING THE SAN JOAQUIN VALLEY

SCALE

HORIZONTAL: 1" = 5.5 MILES
VERTICAL: 1" = 200 FEET

NOTE:

SEE FAULT MAP FOR LOCATION OF GEOLOGIC CROSS-SECTION.

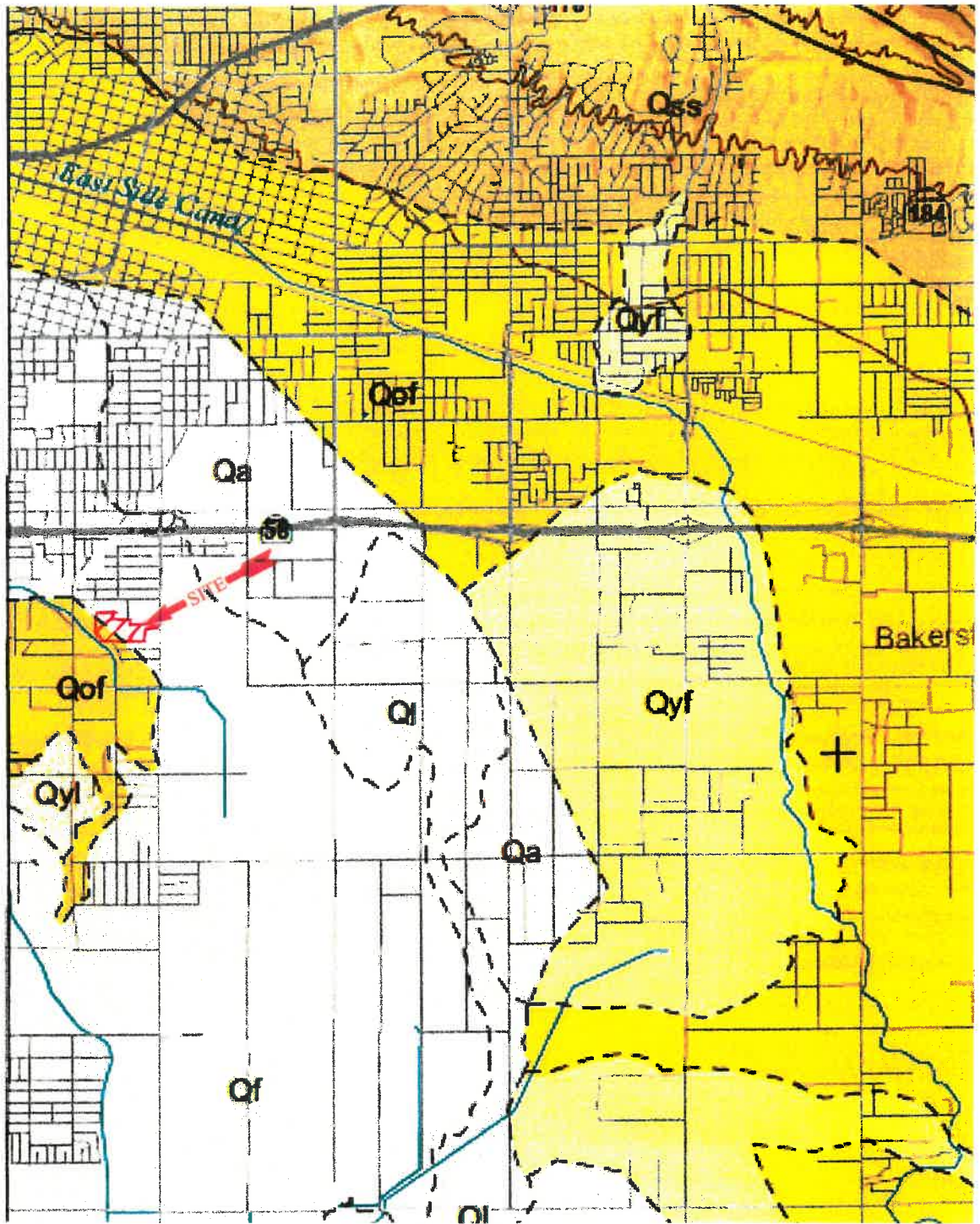
GEOTECHNICAL ENGINEERING INVESTIGATION
NEW ELEMENTARY SCHOOL
CITADEL STREET

BAKERSFIELD, CA

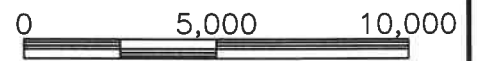
Scale: AS SHOWN
Drawn by: MN
Project No. 022-17101

Date: 11/17
Approved by: SN
Figure No. 5





LOCAL GEOLOGIC MAP



SCALE IN FEET(±)

FROM:
 GEOLOGIC MAP OF THE QUATERNARY SURFICIAL
 DEPOSITS IN SOUTHERN CALIFORNIA, EAST HALF
 OF THE TEHACHAPI 30' X 60' QUADRANGLE BY W.D.
 HAYTON AND C.A. HAYHURST, 2011.

GEOTECHNICAL ENGINEERING INVESTIGATION
 NEW ELEMENTARY SCHOOL
 CITADEL STREET

BAKERSFIELD, CA





Scale:
 AS SHOWN
 Drawn by:
 MN
 Project No.
 022-17101

Date:
 11/17
 Approved by:
 SN
 Figure No.
 6







Krazan
 ENGINEERS, GEOLOGISTS AND ENVIRONMENTAL SPECIALISTS
 Offices Serving the Western United States

MAP UNITS

Late Holocene (Surficial Deposits)


- 
Artificial Fill - deposits of fill resulting from human construction, mining, or quarrying activities; includes engineered fill for buildings, roads, dams, airport runways, harbor facilities, and waste landfills
- 
Undifferentiated Surficial Deposits - includes colluvium, slope wash, talus deposits, and other surface deposits of all ages; generally unconsolidated but locally may contain consolidated layers
- 
Landslide Deposits - may include debris flows and older landslides of various earth material and movement types; unconsolidated to moderately well-consolidated
- 
Alluvial Wash Deposits - unconsolidated sandy and gravelly sediment deposited in recently active channels of streams and rivers; may contain loose to moderately loose sand and silty sand
- 
Alluvial Fan Deposits - unconsolidated boulders, cobbles, gravel, sand, and silt recently deposited where a river or stream issues from a confined valley or canyon; sediment typically deposited in a fan-shaped cone; gravelly sediment generally more dominant than sandy sediment
- 
Alluvial Valley Deposits - unconsolidated clay, silt, sand, and gravel recently deposited parallel to localized stream valleys and/or spread more regionally onto alluvial flats of larger river valleys; sandy sediment generally more dominant than gravelly sediment
- 
Terrace Deposits - includes marine and stream terrace deposits; marine deposits include slightly to moderately consolidated and bedded gravel and conglomerate, sand and sandstone, and silt and siltstone; river terrace deposits consist of unconsolidated thin- to thick-bedded gravel
- 
Lacustrine, Playa, and Estuarine (Paralic) Deposits - mostly unconsolidated fine-grained sand, silt, mud, and clay from fresh water (lacustrine) lakes, saline (playa) dry lakes that are periodically flooded, and estuaries; deposits may contain salt and other evaporites
- 
Eolian and Dune Deposits - unconsolidated, generally well-sorted wind-blown sand; may occur as dune forms or sheet sand

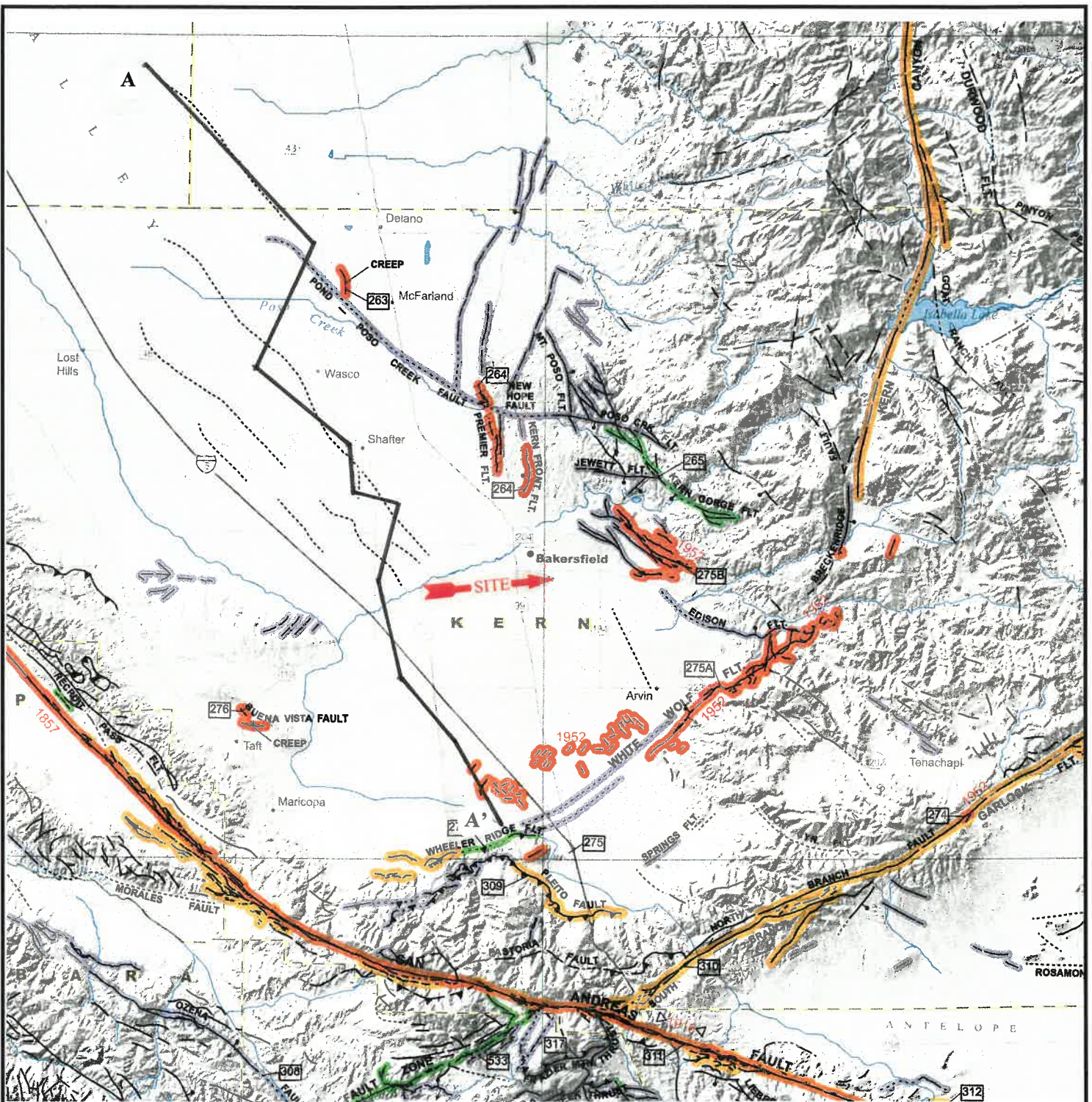
Holocene to Late Pleistocene (Surficial Deposits)

- 
Young Alluvial Wash Deposits - unconsolidated to slightly consolidated, undissected to slightly dissected sandy and gravelly stream bed sediments in marginal parts of active and recently active washes and river channels
- 
Young Alluvial Fan Deposits - unconsolidated to slightly consolidated, undissected to slightly dissected boulder, cobble, gravel, sand, and silt deposits issued from a confined valley or canyon
- 
Young Alluvial Valley Deposits - unconsolidated to slightly consolidated, undissected to slightly dissected clay, silt, sand, and gravel along stream valleys and alluvial flats of larger rivers
- 
Young Terrace Deposits - unconsolidated to slightly consolidated, undissected to slightly dissected marine and stream terrace deposits
- 
Young Lacustrine, Playa, and Estuarine (Paralic) Deposits - unconsolidated to slightly consolidated, undissected to slightly dissected fine-grained sand, silt, mud and clay from lake, playa, and estuarine deposits of various types
- 
Young Eolian and Dune Deposits - unconsolidated to slightly consolidated, undissected to slightly dissected wind-blown sands

LOCAL GEOLOGIC MAP EXPLANATION

FROM:
GEOLOGIC MAP OF THE QUATERNARY SURFICIAL DEPOSITS IN SOUTHERN CALIFORNIA, EAST HALF OF THE TEHACHAPI 30' X 60' QUADRANGLE BY W.D. HAYTON AND C.A. HAYHURST, 2011.

GEOTECHNICAL ENGINEERING INVESTIGATION NEW ELEMENTARY SCHOOL CITADEL STREET	Scale:	Date:	 ENGINEERS, GEOLOGISTS AND ENVIRONMENTAL SPECIALISTS <i>Offices Serving the Western United States</i>
	AS SHOWN	11/17	
BAKERSFIELD, CA	Drawn by:	Approved by:	
	MN	SN	
	Project No.	Figure No.	
	022-17101	6a	



NOTES:

PREPARED FROM THE C.G.S.
 "FAULT ACTIVITY MAP OF CALIFORNIA."
 JENNINGS AND BRYANT, 2010

FAULT TRACES ON LAND ARE INDICATED BY
 SOLID LINES WHERE WELL LOCATED, BY
 DASHED LINES WHERE CONCEALED BY
 YOUNGER ROCKS OR BY LAKES OR BAYS.
 FAULT TRACES ARE QUERIED WHERE
 CONTINUATION OR EXISTENCE IS UNCERTAIN.

FAULT MAP



GEOTECHNICAL ENGINEERING INVESTIGATION NEW ELEMENTARY SCHOOL CITADEL STREET	Scale: AS SHOWN	Date: 11/17	
	Drawn by: MN	Approved by: SN	
BAKERSFIELD, CA	Project No. 022-17101	Figure No. 7	ENGINEERS, GEOLOGISTS AND ENVIRONMENTAL SPECIALISTS <i>Offices Serving the Western United States</i>



Fault along which historic (last 200 years) displacement has occurred and is associated with one or more of the following:

- (a) a recorded earthquake with surface rupture. (Also included are some well-defined surface breaks caused by ground shaking during earthquakes, e.g. extensive ground breakage, not on the White Wolf fault, caused by the Arvin-Tehachapi earthquake of 1952). The date of the associated earthquake is indicated. Where repeated surface ruptures on the same fault have occurred, only the date of the latest movement may be indicated, especially if earlier reports are not well documented as to location of ground breaks.
- (b) fault creep slippage - slow ground displacement usually without accompanying earthquakes.
- (c) displaced survey lines.



A triangle to the right or left of the date indicates termination point of observed surface displacement. Solid red triangle indicates known location of rupture termination point. Open black triangle indicates uncertain or estimated location of rupture termination point.



Date bracketed by triangles indicates local fault break.



No triangle by date indicates an intermediate point along fault break.



Fault that exhibits fault creep slippage. Hachures indicate linear extent of fault creep. Annotation (creep with leader) indicates representative locations where fault creep has been observed and recorded.



Square on fault indicates where fault creep slippage has occurred that has been triggered by an earthquake on some other fault. Date of causative earthquake indicated. Squares to right and left of date indicate terminal points between which triggered creep slippage has occurred (creep either continuous or intermittent between these end points).




Holocene fault displacement (during past 11,700 years) without historic record. Geomorphic evidence for Holocene faulting includes sag ponds, scarps showing little erosion, or the following features in Holocene age deposits: offset stream courses, linear scarps, shutter ridges, and triangular faceted spurs. Recency of faulting offshore is based on the interpreted age of the youngest strata displaced by faulting.



Late Quaternary fault displacement (during past 700,000 years). Geomorphic evidence similar to that described for Holocene faults except features are less distinct. Faulting may be younger, but lack of younger overlying deposits precludes more accurate age classification.



Quaternary fault (age undifferentiated). Most faults of this category show evidence of displacement sometime during the past 1.6 million years; possible exceptions are faults which displace rocks of undifferentiated Plio-Pleistocene age. Unnumbered Quaternary faults were based on Fault Map of California, 1975. See Bulletin 201, Appendix D for source data.



Pre-Quaternary fault (older than 1.6 million years) or fault without recognized Quaternary displacement. Some faults are shown in this category because the source of mapping used was of reconnaissance nature, or was not done with the object of dating fault displacements. Faults in this category are not necessarily inactive.


NOTES:

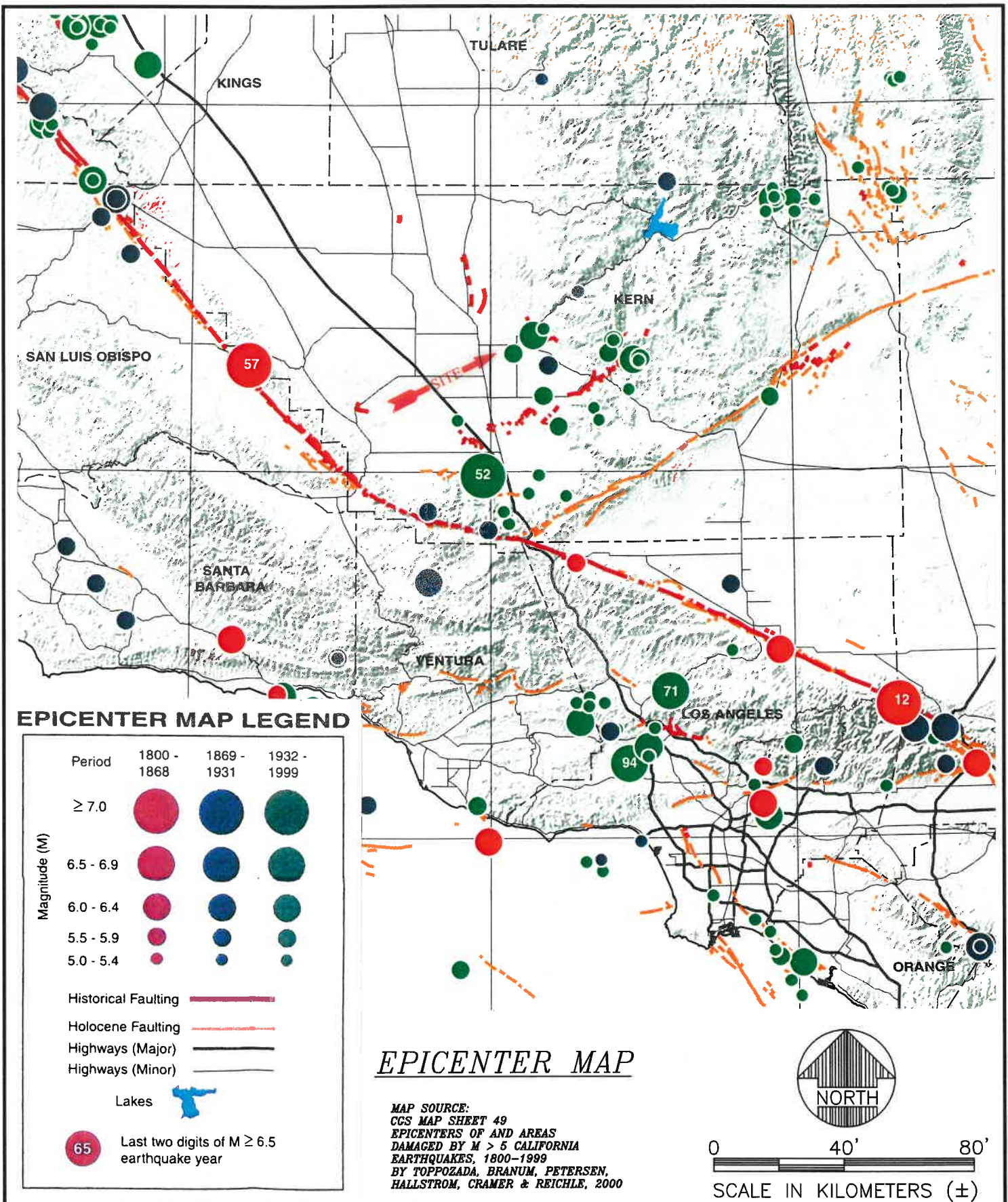
PREPARED FROM THE C.G.S.
"FAULT ACTIVITY MAP OF CALIFORNIA."
JENNINGS AND BRYANT, 2010

FAULT MAP EXPLANATION

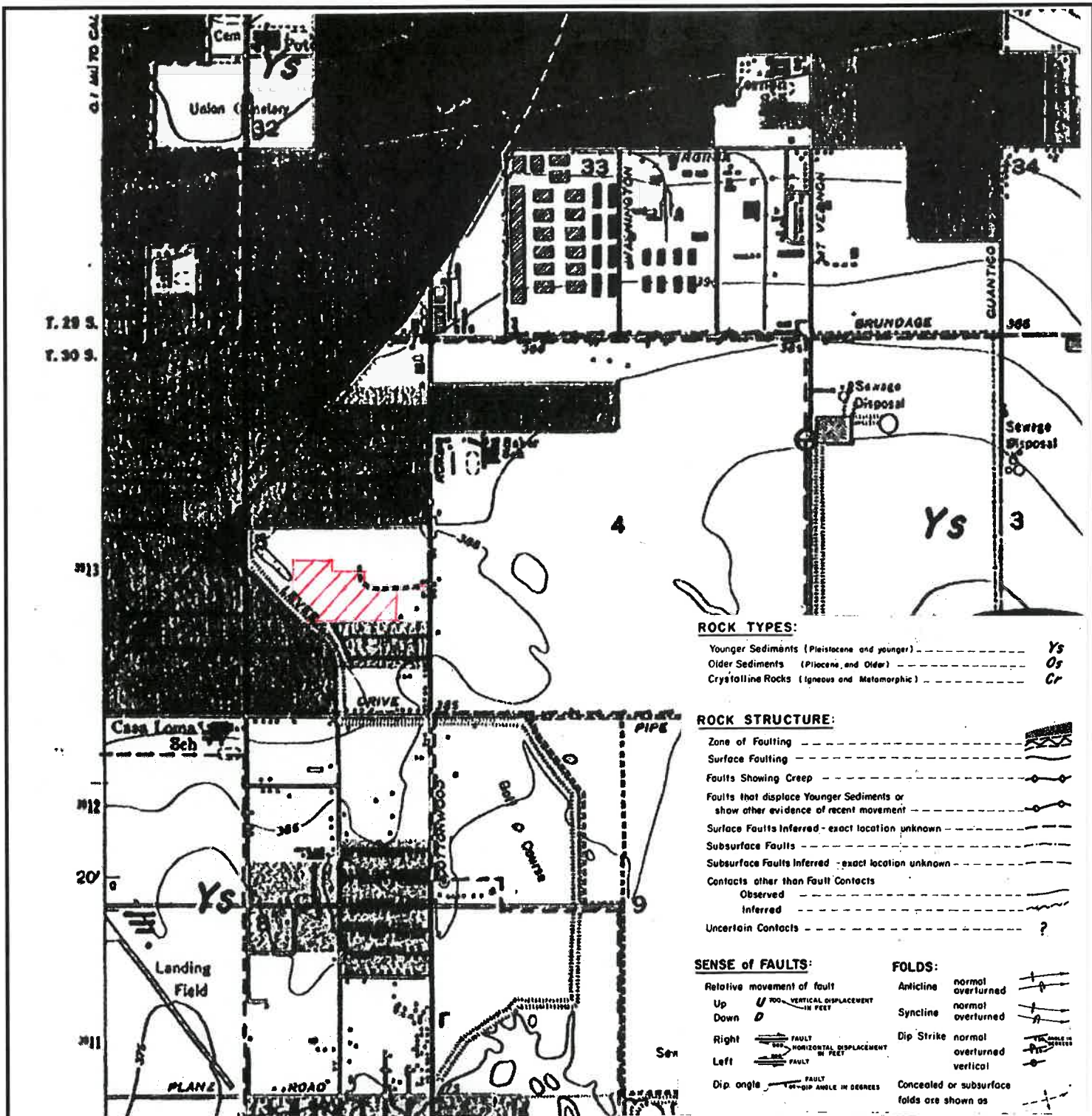
FAULT TRACES ON LAND ARE INDICATED BY SOLID LINES WHERE WELL LOCATED, BY DASHED LINES WHERE CONCEALED BY YOUNGER ROCKS OR BY LAKES OR BAYS. FAULT TRACES ARE QUERIED WHERE CONTINUATION OR EXISTENCE IS UNCERTAIN.

CROSS SECTION LOCATION
A ——— A'

GEOTECHNICAL ENGINEERING INVESTIGATION NEW ELEMENTARY SCHOOL CITADEL STREET BAKERSFIELD, CA	Scale:	Date:	 Krazan ENGINEERS, GEOLOGISTS AND ENVIRONMENTAL SPECIALISTS <i>Offices Serving the Western United States</i>
	AS SHOWN	11/17	
	Drawn by:	Approved by:	
	MN	SN	
	Project No.	Figure No.	
	022-17101	7a	



GEOTECHNICAL ENGINEERING INVESTIGATION NEW ELEMENTARY SCHOOL CITADEL STREET	Scale: AS SHOWN	Date: 11/17	 Krazan ENGINEERS, GEOLOGISTS AND ENVIRONMENTAL SPECIALISTS <i>Offices Serving the Western United States</i>
	Drawn by: MN	Approved by: SN	
BAKERSFIELD, CA	Project No. 022-17101	Figure No. 8	



SEISMIC HAZARDS ATLAS

KERN COUNTY OFFICIAL MAP EFFECTIVE NOVEMBER 1975




NOTE:

U.S.G.S. "LAMONT, CA" QUADRANGLE 7.5
MINUTE SERIES (TOPO), DATED 1954,
1968.

GEO TECHNICAL ENGINEERING INVESTIGATION NEW ELEMENTARY SCHOOL CITADEL STREET BAKERSFIELD, CA	Scale: AS SHOWN	Date: 11/17	 Krazan ENGINEERS, GEOLOGISTS AND ENVIRONMENTAL SPECIALISTS <i>Offices Serving the Western United States</i>
	Drawn by: MN	Approved by: SN	
	Project No. 022-16011	Figure No. 9	



AERIAL PHOTO 2015



SCALE IN FEET (±)

GEOTECHNICAL ENGINEERING INVESTIGATION
 NEW ELEMENTARY SCHOOL
 CITADEL STREET

BAKERSFIELD, CA

Scale:
 AS SHOWN
 Drawn by:
 MN

Project No.
 022-17101

Date:
 11/17

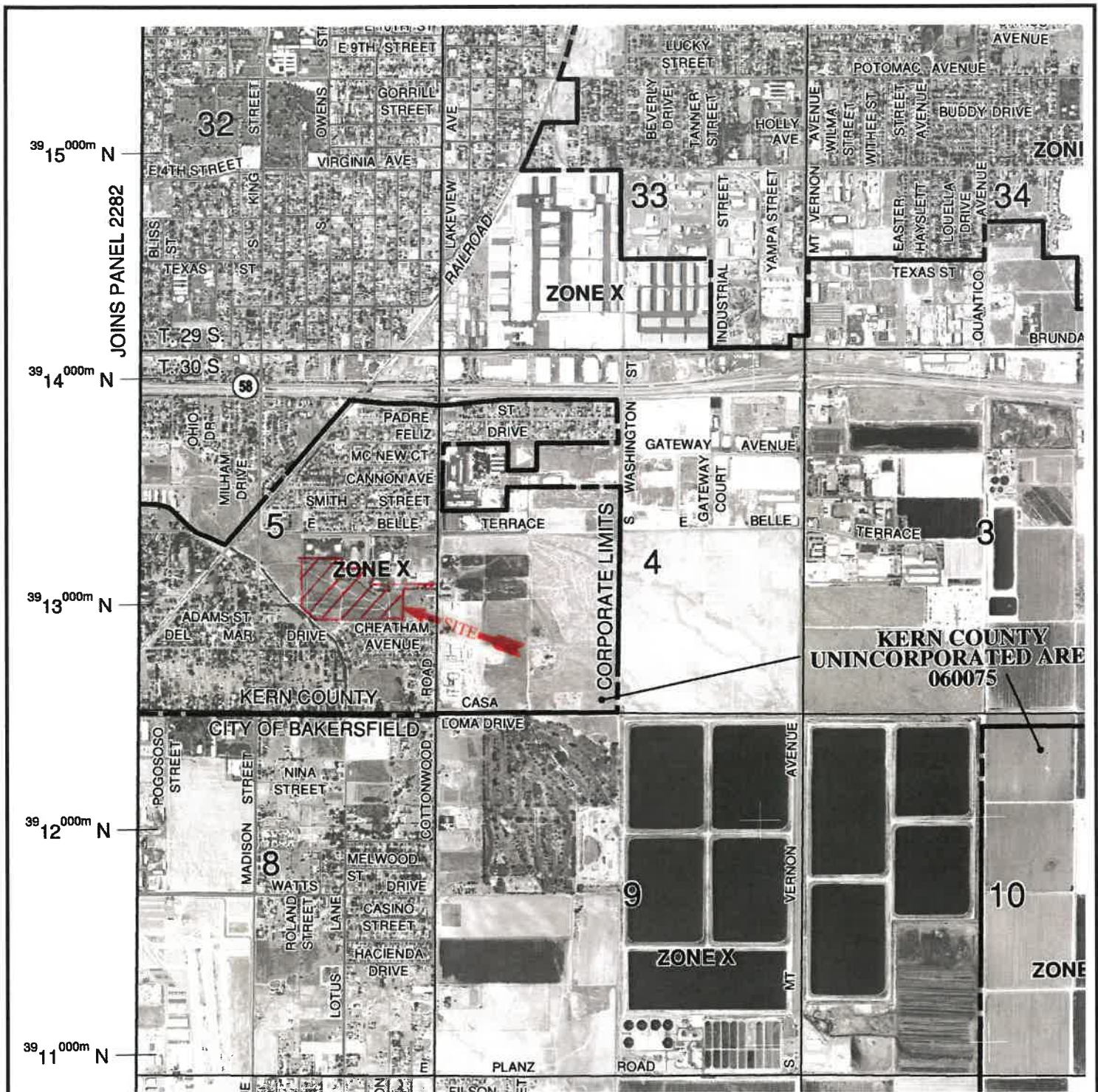
Approved by:
 SN

Figure No.
 10

Krazan

ENGINEERS, GEOLOGISTS AND ENVIRONMENTAL SPECIALISTS

Offices Serving the Western United States



FEMA FLOOD INSURANCE MAP

OFFICIAL MAP EFFECTIVE DATE: SEPTEMBER 26, 2008



NOTE:

**ALL OF FEMA FLOOD INSURANCE
MAP IS SHOWN WITHIN "ZONE X"
UNLESS OTHERWISE NOTED**

**GEOTECHNICAL ENGINEERING INVESTIGATION
NEW ELEMENTARY SCHOOL
CITADEL STREET**

Scale:
AS SHOWN
Drawn by:
MN

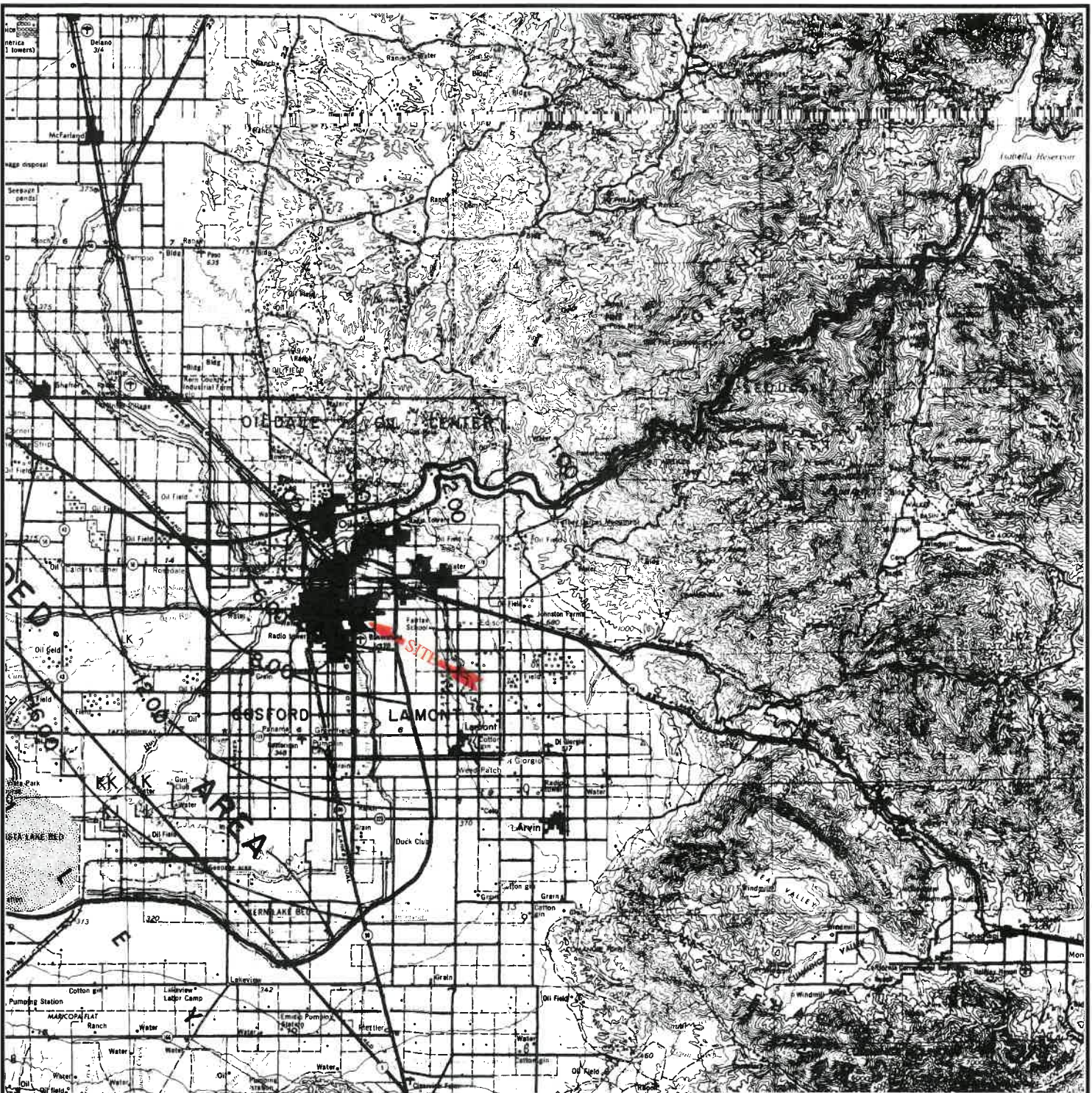
Date:
11/17
Approved by:
SN

BAKERSFIELD, CA


Project No.
022-17101

Figure No.
11

Krazan
ENGINEERS, GEOLOGISTS AND ENVIRONMENTAL SPECIALISTS
Offices Serving the Western United States



*DAM INUNDATION MAP
ISABELLA LAKE DAM*



SCALE IN MILES (±)

FROM:
U.S. DEPARTMENT OF INTERIOR
BUREAU OF RECLAMATION
DECEMBER 6, 1974

GEOTECHNICAL ENGINEERING INVESTIGATION NEW ELEMENTARY SCHOOL CITADEL STREET	Scale: AS SHOWN	Date: 11/17	
	Drawn by: MN	Approved by: SN	
BAKERSFIELD, CA	Project No. 022-17101	Figure No. 12	ENGINEERS, GEOLOGISTS AND ENVIRONMENTAL SPECIALISTS <i>Offices Serving the Western United States</i>



Earthquake Hazards Program

2008 National Seismic Hazard Maps - Source Parameters

[New Search](#)

Distance in Miles	Name	State	Pref Slip Rate (mm/yr)	Dip (degrees)	Dip Dir	Slip Sense	Rupture Top (km)	Rupture Bottom (km)	Length (km)
16.56	White Wolf	CA	2	75	S	reverse	0	14	63
23.49	Pleito	CA	2	46	S	reverse	0	14	44
33.79	Garlock;GW	CA	6	90	V	strike	0.7	14	98
33.79	Garlock;GE+GC+GW	CA	n/a	90	V	strike	0.3	12	256
33.79	Garlock;GC+GW	CA	n/a	90	V	strike	0.4	12	210
35.11	S. San Andreas;BB+NM+SM+NSB+SSB+BG+CO	CA	n/a	85		strike	0.1	13	390
35.11	S. San Andreas;CH+CC+BB+NM+SM+NSB+SSB+BG+CO	CA	n/a	86		strike	0.1	13	512
35.11	S. San Andreas;CC+BB+NM+SM+NSB	CA	n/a	90	V	strike	0	14	279
35.11	S. San Andreas;CC+BB+NM+SM+NSB+SSB	CA	n/a	90	V	strike	0	14	322
35.11	S. San Andreas;CC+BB+NM+SM+NSB+SSB+BG	CA	n/a	85		strike	0	14	380
35.11	S. San Andreas;CC+BB+NM+SM+NSB+SSB+BG+CO	CA	n/a	86		strike	0.1	13	449
35.11	S. San Andreas;BB	CA	34	90	V	strike	0	15	50
35.11	S. San Andreas;CH+CC+BB	CA	n/a	90	V	strike	0	14	171
35.11	S. San Andreas;CH+CC+BB+NM	CA	n/a	90	V	strike	0	14	208
35.11	S. San Andreas;CH+CC+BB+NM+SM+NSB	CA	n/a	90	V	strike	0	14	341
35.11	S. San Andreas;CH+CC+BB+NM+SM+NSB+SSB	CA	n/a	90	V	strike	0	14	384
35.11	S. San Andreas;CH+CC+BB+NM+SM+NSB+SSB+BG	CA	n/a	86		strike	0	14	442
35.11	S. San Andreas;BB+NM	CA	n/a	90	V	strike	0	15	87
35.11	S. San Andreas;BB+NM+SM	CA	n/a	90	V	strike	0	14	184
35.11	S. San Andreas;PK+CH+CC+BB	CA	n/a	90	V	strike	0.1	12	208
35.11	S. San Andreas;PK+CH+CC+BB+NM	CA	n/a	90	V	strike	0.1	12	245
35.11	S. San Andreas;PK+CH+CC+BB+NM+SM	CA	n/a	90	V	strike	0.1	13	342
35.11	S. San Andreas;PK+CH+CC+BB+NM+SM+NSB	CA	n/a	90	V	strike	0.1	13	377
35.11	S. San Andreas;PK+CH+CC+BB+NM+SM+NSB+SSB	CA	n/a	90	V	strike	0.1	13	421
35.11	S. San Andreas;PK+CH+CC+BB+NM+SM+NSB+SSB+BG	CA	n/a	86		strike	0.1	13	479
35.11	S. San Andreas;PK+CH+CC+BB+NM+SM+NSB+SSB+BG+CO	CA	n/a	86		strike	0.1	13	548
35.11	S. San Andreas;BB+NM+SM+NSB	CA	n/a	90	V	strike	0	14	220
35.11	S. San Andreas;BB+NM+SM+NSB+SSB	CA	n/a	90	V	strike	0	14	263
35.11	S. San Andreas;BB+NM+SM+NSB+SSB+BG	CA	n/a	84		strike	0	14	321

35.11	S. San Andreas:CH+CC+BB+NM+SM	CA	n/a	90	V	strike	0	14	306
35.11	S. San Andreas:CC+BB	CA	n/a	90	V	strike	0	15	109
35.11	S. San Andreas:CC+BB+NM	CA	n/a	90	V	strike	0	15	146
35.11	S. San Andreas:CC+BB+NM+SM	CA	n/a	90	V	strike	0	14	243
36.19	S. San Andreas:CH+CC	CA	n/a	90	V	strike	0	14	122
36.19	S. San Andreas:PK+CH+CC	CA	n/a	90	V	strike	0.2	11	158
36.19	S. San Andreas:CC	CA	34	90	V	strike	0	15	59
37.43	S. San Andreas:NM+SM+NSB+SSB	CA	n/a	90	V	strike	0	13	213
37.43	S. San Andreas:NM+SM+NSB+SSB+BG+CO	CA	n/a	84		strike	0.1	13	340
37.43	S. San Andreas:NM+SM+NSB+SSB+BG	CA	n/a	83		strike	0	14	271
37.43	S. San Andreas:NM	CA	27	90	V	strike	0	15	37
37.43	S. San Andreas:NM+SM	CA	n/a	90	V	strike	0	14	134
37.43	S. San Andreas:NM+SM+NSB	CA	n/a	90	V	strike	0	13	170
43.94	San Gabriel	CA	1	61	N	strike	0	15	71
49.56	S. San Andreas:CH	CA	34	90	V	strike	0	12	63
49.56	S. San Andreas:PK+CH	CA	n/a	90	V	strike	0.4	8	99
52.21	S. San Andreas:SM+NSB	CA	n/a	90	V	strike	0	13	133
52.21	S. San Andreas:SM	CA	29	90	V	strike	0	13	98
52.21	S. San Andreas:SM+NSB+SSB	CA	n/a	90	V	strike	0	13	176
52.21	S. San Andreas:SM+NSB+SSB+BG	CA	n/a	81		strike	0	13	234
52.21	S. San Andreas:SM+NSB+SSB+BG+CO	CA	n/a	83		strike	0.1	13	303
52.66	Santa Ynez (East)	CA	2	70	S	strike	0	13	68
52.66	Santa Ynez Connected	CA	2	70		strike	0	11	132
53.29	So Sierra Nevada	CA	0.1	50	E	normal	0	14	112
54.73	Garlock:GE+GC	CA	n/a	90	V	strike	0	12	156
54.73	Garlock:GC	CA	7	90	V	strike	0	12	111
56.56	San Juan	CA	1	90	V	strike	0	13	68

Share this page: [Facebook](#) [Twitter](#) [Google](#) [Email](#)

APPENDIX A

FIELD AND LABORATORY INVESTIGATIONS

Field Investigation

The field investigation consisted of a surface reconnaissance and a subsurface exploratory program. Twenty 4½-inch to 6½-inch exploratory borings were previously advanced. Eighteen 4½-inch to 6½-inch exploratory borings were recently advanced. The boring locations are shown on the attached site plan.

The soils encountered were logged in the field during the exploration and with supplementary laboratory test data are described in accordance with the Unified Soil Classification System.

Modified standard penetration tests and standard penetration tests were performed at selected depths. These tests represent the resistance to driving a 2½-inch and 1½-inch diameter core barrel, respectively. The driving energy was provided by a hammer weighing 140 pounds falling 30 inches. Relatively undisturbed soil samples were obtained while performing this test. Bag samples of the disturbed soil were obtained from the auger cuttings. The modified standard penetration tests are identified in the sample type on the boring logs with a full shaded in block. The standard penetration tests are identified in the sample type on the boring logs with half of the block shaded. All samples were returned to our Clovis laboratory for evaluation.

Laboratory Investigation

The laboratory investigation was programmed to determine the physical and mechanical properties of the foundation soil underlying the site. Test results were used as criteria for determining the engineering suitability of the surface and subsurface materials encountered.

In-situ moisture content, dry density, consolidation, direct shear, and sieve analysis tests were completed for the undisturbed samples representative of the subsurface material. Atterberg limits and R-value tests were completed for select bag samples obtained from the auger cuttings. These tests, supplemented by visual observation, comprised the basis for our evaluation of the site material.

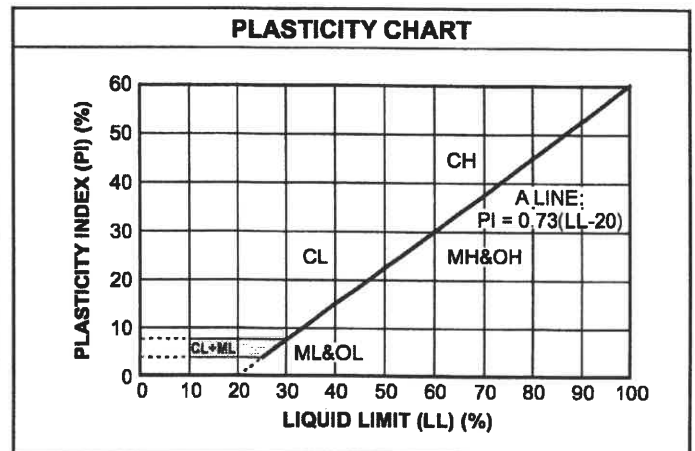
The logs of the exploratory borings and laboratory determinations are presented in this Appendix.

UNIFIED SOIL CLASSIFICATION SYSTEM

UNIFIED SOIL CLASSIFICATION AND SYMBOL CHART		
COARSE-GRAINED SOILS (more than 50% of material is larger than No. 200 sieve size.)		
Clean Gravels (Less than 5% fines)		
GRAVELS More than 50% of coarse fraction larger than No. 4 sieve size	GW	Well-graded gravels, gravel-sand mixtures, little or no fines
	GP	Poorly-graded gravels, gravel-sand mixtures, little or no fines
	Gravels with fines (More than 12% fines)	
	GM	Silty gravels, gravel-sand-silt mixtures
	GC	Clayey gravels, gravel-sand-clay mixtures
Clean Sands (Less than 5% fines)		
SANDS 50% or more of coarse fraction smaller than No. 4 sieve size	SW	Well-graded sands, gravelly sands, little or no fines
	SP	Poorly graded sands, gravelly sands, little or no fines
	Sands with fines (More than 12% fines)	
	SM	Silty sands, sand-silt mixtures
	SC	Clayey sands, sand-clay mixtures
FINE-GRAINED SOILS (50% or more of material is smaller than No. 200 sieve size.)		
SILTS AND CLAYS Liquid limit less than 50%	ML	Inorganic silts and very fine sands, rock flour, silty of clayey fine sands or clayey silts with slight plasticity
	CL	Inorganic clays of low to medium plasticity, gravelly clays, sandy clays, silty clays, lean clays
	OL	Organic silts and organic silty clays of low plasticity
SILTS AND CLAYS Liquid limit 50% or greater	MH	Inorganic silts, micaceous or diatomaceous fine sandy or silty soils, elastic silts
	CH	Inorganic clays of high plasticity, fat clays
	OH	Organic clays of medium to high plasticity, organic silts
HIGHLY ORGANIC SOILS	PT	Peat and other highly organic soils

CONSISTENCY CLASSIFICATION	
Description	Blows per Foot
<i>Granular Soils</i>	
Very Loose	< 5
Loose	5 – 15
Medium Dense	16 – 40
Dense	41 – 65
Very Dense	> 65
<i>Cohesive Soils</i>	
Very Soft	< 3
Soft	3 – 5
Firm	6 – 10
Stiff	11 – 20
Very Stiff	21 – 40
Hard	> 40

GRAIN SIZE CLASSIFICATION			
Grain Type	Standard Sieve Size	Grain Size in Millimeters	
Boulders	Above 12 inches	Above 305	
Cobbles	12 to 13 inches	305 to 76.2	
Gravel	3 inches to No. 4	76.2 to 4.76	
	Coarse-grained	3 to ¾ inches	76.2 to 19.1
	Fine-grained	¾ inches to No. 4	19.1 to 4.76
Sand	No. 4 to No. 200	4.76 to 0.074	
	Coarse-grained	No. 4 to No. 10	4.76 to 2.00
	Medium-grained	No. 10 to No. 40	2.00 to 0.042
	Fine-grained	No. 40 to No. 200	0.042 to 0.074
Silt and Clay	Below No. 200	Below 0.074	



Log of Boring B1

Project: New Elementary School

Project No: 022-17101

Client: Bakersfield City School District

Figure No.: A-1

Location: Citadel Street near Belle Terrace, Bakersfield, CA

Logged By: Dave Adams

Depth to Water>

Initial: None

At Completion: None

SUBSURFACE PROFILE			SAMPLE				Penetration Test blows/ft			Water Content (%)			
Depth (ft)	Symbol	Description	Dry Density (pcf)	Moisture (%)	Type	Blows/ft.							
0		Ground Surface											
2		SILTY SAND (SM) Very loose, fine- to medium-grained; brown, damp, drills easily Loose below 1 foot Medium dense with increased SAND below 2 feet	108.1	2.1		17							
6			108.7	1.3		18							
8			With lenses of SAND below 8 feet		1.5			17					
16		End of Borehole											

Drill Method: Solid Flight

Drill Date: 9-26-17

Drill Rig: CME 45C-3

Krazan and Associates

Hole Size: 4½ Inches

Driller: Jim Watts

Elevation: 15 Feet

Sheet: 1 of 1

Log of Boring B2

Project: New Elementary School

Project No: 022-17101

Client: Bakersfield City School District

Figure No.: A-2

Location: Citadel Street near Belle Terrace, Bakersfield, CA

Logged By: Dave Adams

Depth to Water>

Initial: None

At Completion: None

SUBSURFACE PROFILE			SAMPLE				Penetration Test blows/ft			Water Content (%)					
Depth (ft)	Symbol	Description	Dry Density (pcf)	Moisture (%)	Type	Blows/ft.									
0		Ground Surface													
2		SILTY SAND (SM) Very loose, fine- to medium-grained; brown, damp, drills easily Loose below 1 foot Medium dense with increased SAND below 2 feet	109.8	2.4		17									
4		SAND (SP) Medium dense, fine- to coarse-grained; light brown, damp, drills easily													
6			99.2	1.0		17									
8				1.1		16									
10															
12															
14															
16		End of Borehole													
18															
20															

Drill Method: Solid Flight

Drill Date: 9-26-17

Drill Rig: CME 45C-3

Krazan and Associates

Hole Size: 4½ Inches

Driller: Jim Watts

Elevation: 15 Feet

Sheet: 1 of 1

Log of Boring B3

Project: New Elementary School

Project No: 022-17101

Client: Bakersfield City School District

Figure No.: A-3

Location: Citadel Street near Belle Terrace, Bakersfield, CA

Logged By: Dave Adams

Depth to Water>

Initial: None

At Completion: None

SUBSURFACE PROFILE			SAMPLE				Penetration Test blows/ft			Water Content (%)				
Depth (ft)	Symbol	Description	Dry Density (pcf)	Moisture (%)	Type	Blows/ft.								
0		Ground Surface												
0		SILTY SAND (SM) Very loose, fine- to medium-grained; brown, damp, drills easily												
2		SAND (SP) Medium dense, fine- to medium-grained; light brown, damp, drills easily		0.8		18								
4														
6			99.0	1.2		16								
8														
8						20								
10														
12														
14														
16		End of Borehole												
18														
20														

Drill Method: Solid Flight

Drill Date: 9-26-17

Drill Rig: CME 45C-3

Krazan and Associates

Hole Size: 4½ Inches

Driller: Jim Watts

Elevation: 15 Feet

Log of Boring B4

Project: New Elementary School

Project No.: 022-17101

Client: Bakersfield City School District

Figure No.: A-4

Location: Citadel Street near Belle Terrace, Bakersfield, CA

Logged By: Dave Adams

Depth to Water>

Initial: None

At Completion: None

SUBSURFACE PROFILE			SAMPLE				Penetration Test blows/ft	Water Content (%)
Depth (ft)	Symbol	Description	Dry Density (pcf)	Moisture (%)	Type	Blows/ft.		
0		Ground Surface						
0		SILTY SAND (SM) Very loose, fine- to medium-grained; brown, damp, drills easily Loose below 1 foot						
2			100.6	4.2		13		
4								
4		Medium dense with increased SAND below 5 feet						
6			96.2	0.7		21		
8								
8			113.1	7.8		17		
10								
12								
14								
15		End of Borehole						
16								
18								
20								

Drill Method: Solid Flight

Drill Date: 9-26-17

Drill Rig: CME 45C-3

Krazan and Associates

Hole Size: 4½ Inches

Driller: Jim Watts

Elevation: 15 Feet

Sheet: 1 of 1

Log of Boring B5

Project: New Elementary School

Project No: 022-17101

Client: Bakersfield City School District

Figure No.: A-5

Location: Citadel Street near Belle Terrace, Bakersfield, CA

Logged By: Dave Adams

Depth to Water>

Initial: None

At Completion: None

SUBSURFACE PROFILE			SAMPLE				Penetration Test blows/ft			Water Content (%)			
Depth (ft)	Symbol	Description	Dry Density (pcf)	Moisture (%)	Type	Blows/ft.							
0		Ground Surface											
0		SILTY SAND (SM) Very loose, fine- to medium-grained; brown, damp, drills easily											
2		SAND (SP) Dense, fine- to medium-grained; light brown, damp, drills easily	104.2	10.3		44							■
4		Medium dense below 5 feet											
6						16							
8			98.7	2.3		16							■
10													
12													
14													
16		End of Borehole											
18													
20													

Drill Method: Solid Flight

Drill Date: 9-26-17

Drill Rig: CME 45C-3

Krazan and Associates

Hole Size: 4½ Inches

Driller: Jim Watts

Elevation: 15 Feet

Sheet: 1 of 1

Log of Boring B6

Project: New Elementary School

Project No: 022-17101

Client: Bakersfield City School District

Figure No.: A-6

Location: Citadel Street near Belle Terrace, Bakersfield, CA

Logged By: Dave Adams

Depth to Water>

Initial: None

At Completion: None

SUBSURFACE PROFILE			SAMPLE				Penetration Test blows/ft	Water Content (%)										
Depth (ft)	Symbol	Description	Dry Density (pcf)	Moisture (%)	Type	Blows/ft.			20 40 60				10 20 30 40					
0		Ground Surface																
0		SILTY SAND (SM) Very loose, fine- to medium-grained; brown, damp, drills easily																
2		Loose below 1 foot Medium dense below 2 feet	102.0	6.7		18												
6		With lenses of SANDY SILT below 5 feet	86.4	5.7		22												
8			95.7	3.9		21												
16		End of Borehole																

Drill Method: Solid Flight

Drill Date: 9-26-17

Drill Rig: CME 45C-3

Krazan and Associates

Hole Size: 4½ Inches

Driller: Jim Watts

Elevation: 15 Feet

Sheet: 1 of 1

Log of Boring B7

Project: New Elementary School

Project No: 022-17101

Client: Bakersfield City School District

Figure No.: A-7


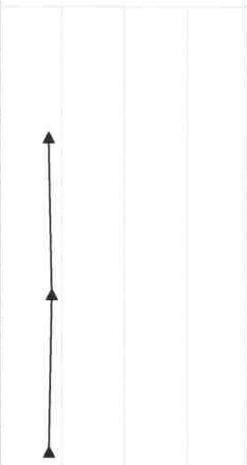

Location: Citadel Street near Belle Terrace, Bakersfield, CA

Logged By: Dave Adams

Depth to Water>

Initial: None

At Completion: None

SUBSURFACE PROFILE			SAMPLE				Penetration Test blows/ft	Water Content (%)						
Depth (ft)	Symbol	Description	Dry Density (pcf)	Moisture (%)	Type	Blows/ft.		20	40	60	10	20	30	40
Ground Surface														
0		SILTY SAND (SM) Very loose, fine- to medium-grained; brown, damp, drills easily Loose below 1 foot Medium dense below 2 feet												
2			94.9	2.4		16								
4			84.2	5.3		17								
6		SAND (SP) Medium dense, fine- to coarse-grained; light brown, damp, drills easily												
8				1.1		16								
10														
12														
14														
16	End of Borehole													
18														
20														

Drill Method: Solid Flight

Drill Date: 9-26-17

Drill Rig: CME 45C-3

Krazan and Associates

Hole Size: 4½ Inches

Driller: Jim Watts

Elevation: 15 Feet

Sheet: 1 of 1

Log of Boring B8

Project: New Elementary School

Project No: 022-17101

Client: Bakersfield City School District

Figure No.: A-8

Location: Citadel Street near Belle Terrace, Bakersfield, CA

Logged By: Dave Adams

Depth to Water>

Initial: None

At Completion: None

SUBSURFACE PROFILE			SAMPLE				Penetration Test blows/ft	Water Content (%)										
Depth (ft)	Symbol	Description	Dry Density (pcf)	Moisture (%)	Type	Blows/ft.												
									20	40	60	10	20	30	40			
0		Ground Surface																
0		SILTY SAND (SM) Very loose, fine- to medium-grained; brown, damp, drills easily Loose below 1 foot Medium dense below 2 feet																
2			89.7	2.2		17												
4																		
6			99.8	2.6		17												
8																		
10		SAND (SP) Medium dense, fine- to medium-grained; light brown, damp, drills easily																
12																		
14																		
16		End of Borehole																
18																		
20																		

Drill Method: Solid Flight

Drill Date: 9-26-17

Drill Rig: CME 45C-3

Krazan and Associates

Hole Size: 4½ Inches

Driller: Jim Watts

Elevation: 15 Feet

Sheet: 1 of 1

Log of Boring B9

Project: New Elementary School

Project No: 022-17101

Client: Bakersfield City School District

Figure No.: A-9

Location: Citadel Street near Belle Terrace, Bakersfield, CA

Logged By: Dave Adams

Depth to Water>

Initial: None

At Completion: None

SUBSURFACE PROFILE			SAMPLE				Penetration Test blows/ft			Water Content (%)			
Depth (ft)	Symbol	Description	Dry Density (pcf)	Moisture (%)	Type	Blows/ft.	20 40 60			10 20 30 40			
							0		Ground Surface				
0		SILTY SAND (SM) Very loose, fine- to medium-grained; brown, damp, drills easily Loose below 1 foot Medium dense below 2 feet											
2			106.1	1.1		31							
4													
6			91.2	4.5		16							
8		With lenses of SANDY SILT below 8 feet											
8				6.2		19							
10													
12													
14													
16		End of Borehole											
18													
20													

Drill Method: Solid Flight

Drill Date: 9-26-17

Drill Rig: CME 45C-3

Krazan and Associates

Hole Size: 4½ Inches

Driller: Jim Watts

Elevation: 15 Feet

Sheet: 1 of 1

Log of Boring B10

Project: New Elementary School

Project No: 022-17101

Client: Bakersfield City School District

Figure No.: A-10

Location: Citadel Street near Belle Terrace, Bakersfield, CA

Logged By: Dave Adams

Depth to Water>

Initial: None

At Completion: None

SUBSURFACE PROFILE			SAMPLE				Penetration Test blows/ft	Water Content (%)						
Depth (ft)	Symbol	Description	Dry Density (pcf)	Moisture (%)	Type	Blows/ft.		20	40	60	10	20	30	40
0		Ground Surface												
0	[Symbol]	SILTY SAND (SM) Very loose, fine- to medium-grained; brown, damp, drills easily Loose below 1 foot Medium dense below 2 feet			[Symbol]									
2			105.3	1.5	[Symbol]	18							[Symbol]	
4														
6			91.3	2.8	[Symbol]	20							[Symbol]	
8														
10														
12														
14														
16		End of Borehole												
18														
20														

Drill Method: Solid Flight

Drill Date: 9-26-17

Drill Rig: CME 45C-3

Krazan and Associates

Hole Size: 4½ Inches

Driller: Jim Watts

Elevation: 15 Feet

Sheet: 1 of 1

Log of Boring B11

Project: New Elementary School

Project No: 022-17101

Client: Bakersfield City School District

Figure No.: A-11

Location: Citadel Street near Belle Terrace, Bakersfield, CA

Logged By: Dave Adams

Depth to Water>

Initial: None

At Completion: None

SUBSURFACE PROFILE			SAMPLE				Penetration Test blows/ft			Water Content (%)				
Depth (ft)	Symbol	Description	Dry Density (pcf)	Moisture (%)	Type	Blows/ft.	Penetration Test			Water Content (%)				
							20	40	60	10	20	30	40	
0		Ground Surface												
0 - 8		SILTY SAND (SM) Very loose, fine- to medium-grained; brown, damp, drills easily Loose below 1 foot	117.1	5.4		13								
8 - 15		SAND (SP) Medium dense, fine- to coarse-grained; light brown, damp, drills easily				14								
15 - 20		With lenses of SILTY SAND below 15 feet		1.4		18								
20 - 22		Dense below 20 feet		1.2		14								

Drill Method: Hollow Stem

Drill Date: 9-27-17

Drill Rig: CME 45C-3

Krazan and Associates

Hole Size: 6½ Inches

Driller: Jim Watts

Elevation: 50 Feet

Sheet: 1 of 3

Log of Boring B11

Project: New Elementary School

Project No: 022-17101

Client: Bakersfield City School District

Figure No.: A-11

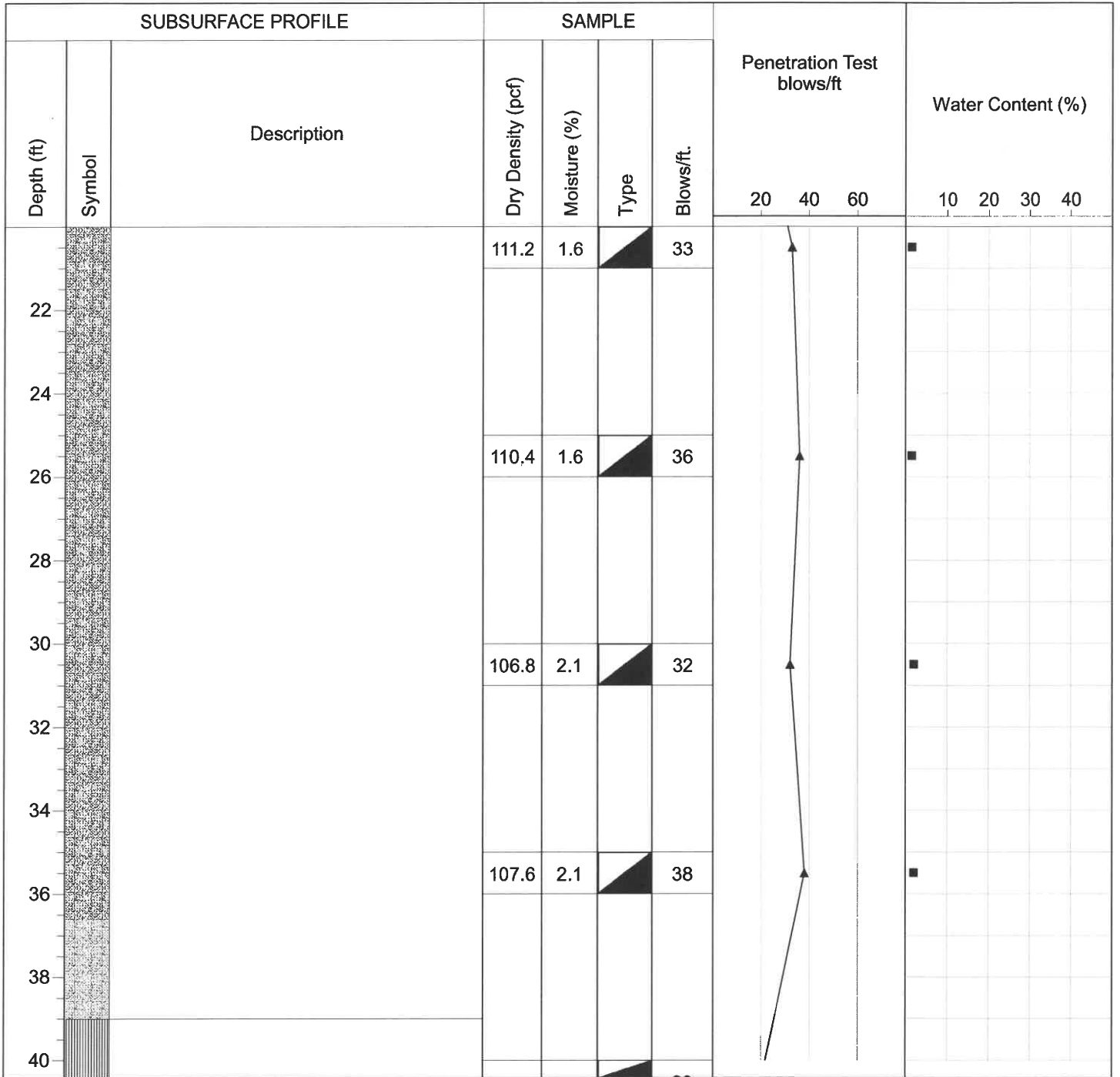
Location: Citadel Street near Belle Terrace, Bakersfield, CA

Logged By: Dave Adams

Depth to Water>

Initial: None

At Completion: None



Drill Method: Hollow Stem

Drill Date: 9-27-17

Drill Rig: CME 45C-3

Krazan and Associates

Hole Size: 6½ Inches

Driller: Jim Watts

Elevation: 50 Feet

Sheet: 2 of 3

Log of Boring B11

Project: New Elementary School

Project No: 022-17101

Client: Bakersfield City School District

Figure No.: A-11

Location: Citadel Street near Belle Terrace, Bakersfield, CA

Logged By: Dave Adams

Depth to Water>

Initial: None

At Completion: None

SUBSURFACE PROFILE			SAMPLE				Penetration Test blows/ft			Water Content (%)					
Depth (ft)	Symbol	Description	Dry Density (pcf)	Moisture (%)	Type	Blows/ft.	Penetration Test blows/ft			Water Content (%)					
							20	40	60	10	20	30	40		
42		SANDY SILT (ML) Medium dense, fine- to medium-grained; brown, moist, drills easily	106.4	16.7	▲	20									
44		SILTY SAND (SM) Dense, fine- to medium-grained with lenses of SANDY SILT; brown, damp, drills easily													
46			90.7	25.8	▲	35									
50		End of Borehole													
52															
54															
56															
58															
60															

Drill Method: Hollow Stem

Drill Date: 9-27-17

Drill Rig: CME 45C-3

Krazan and Associates

Hole Size: 6½ Inches

Driller: Jim Watts

Elevation: 50 Feet

Sheet: 3 of 3

Log of Boring B12

Project: New Elementary School

Project No: 022-17101

Client: Bakersfield City School District

Figure No.: A-12

Location: Citadel Street near Belle Terrace, Bakersfield, CA

Logged By: Dave Adams

Depth to Water>

Initial: None

At Completion: None

SUBSURFACE PROFILE			SAMPLE				Penetration Test blows/ft			Water Content (%)			
Depth (ft)	Symbol	Description	Dry Density (pcf)	Moisture (%)	Type	Blows/ft.							
0		Ground Surface											
2		SILTY SAND (SM) Very loose, fine- to medium-grained; brown, damp, drills easily Loose below 1 foot Medium dense below 2 feet	105.6	2.6		24							
6		SAND (SP) Medium dense, fine- to medium-grained; light brown, damp, drills easily	93.2	2.5		16							
10				1.9		17							
16		SILTY SAND (SM) Medium dense, fine- to medium-grained; brown, damp, drills easily	118.4	9.9		28							
20													

Drill Method: Hollow Stem

Drill Date: 9-27-17

Drill Rig: CME 45C-3

Krazan and Associates

Hole Size: 6½ Inches

Driller: Jim Watts

Elevation: 30 Feet

Sheet: 1 of 2

Log of Boring B12

Project: New Elementary School

Project No: 022-17101

Client: Bakersfield City School District

Figure No.: A-12

Location: Citadel Street near Belle Terrace, Bakersfield, CA

Logged By: Dave Adams

Depth to Water>

Initial: None

At Completion: None

SUBSURFACE PROFILE			SAMPLE				Penetration Test blows/ft			Water Content (%)			
Depth (ft)	Symbol	Description	Dry Density (pcf)	Moisture (%)	Type	Blows/ft.	20	40	60	10	20	30	40
							22		SAND (SP) Medium dense, fine- to coarse-grained with lenses of SILTY SAND; light brown, damp, drills easily	105.9	3.4		19
24		Dense below 25 feet											
26			107.2	1.9		35							
28													
30		End of Borehole											
32													
34													
36													
38													
40													

Drill Method: Hollow Stem

Drill Date: 9-27-17

Drill Rig: CME 45C-3

Krazan and Associates

Hole Size: 6½ Inches

Driller: Jim Watts

Elevation: 30 Feet

Sheet: 2 of 2

Log of Boring B13

Project: New Elementary School

Project No: 022-17101

Client: Bakersfield City School District

Figure No.: A-13



Location: Citadel Street near Belle Terrace, Bakersfield, CA

Logged By: Dave Adams

Depth to Water>

Initial: None

At Completion: None

SUBSURFACE PROFILE			SAMPLE				Penetration Test blows/ft			Water Content (%)			
Depth (ft)	Symbol	Description	Dry Density (pcf)	Moisture (%)	Type	Blows/ft.	20 40 60			10 20 30 40			
							Ground Surface						
0		SILTY SAND (SM) Very loose, fine- to medium-grained; brown, damp, drills easily Loose below 1 foot Medium dense below 2 feet											
2			102.3	3.5		16							
4													
6				1.6		16							
8													
10		SAND (SP) Medium dense, fine- to coarse-grained; light brown, damp, drills easily With lenses of SILTY SAND/SAND below 15 feet											
12													
14													
16			105.2	1.6		17							
18													
20		Dense below 20 feet											

Drill Method: Hollow Stem

Drill Date: 9-27-17

Drill Rig: CME 45C-3

Krazan and Associates

Hole Size: 6½ Inches

Driller: Jim Watts

Elevation: 30 Feet

Sheet: 1 of 2

Log of Boring B13

Project: New Elementary School

Project No: 022-17101

Client: Bakersfield City School District

Figure No.: A-13

Location: Citadel Street near Belle Terrace, Bakersfield, CA

Logged By: Dave Adams

Depth to Water >

Initial: None

At Completion: None

SUBSURFACE PROFILE			SAMPLE				Penetration Test blows/ft	Water Content (%)
Depth (ft)	Symbol	Description	Dry Density (pcf)	Moisture (%)	Type	Blows/ft.		
22			110.3	1.6	▲	40	40	■
24								
26			115.6	1.9	▲	44	44	■
28								
30		End of Borehole						
32								
34								
36								
38								
40								

Drill Method: Hollow Stem

Drill Date: 9-27-17

Drill Rig: CME 45C-3

Krazan and Associates

Hole Size: 6½ Inches

Driller: Jim Watts

Elevation: 30 Feet

Sheet: 2 of 2

Log of Boring B14

Project: New Elementary School

Project No: 022-17101

Client: Bakersfield City School District

Figure No.: A-14

Location: Citadel Street near Belle Terrace, Bakersfield, CA

Logged By: Dave Adams

Depth to Water>

Initial: None

At Completion: None

SUBSURFACE PROFILE			SAMPLE				Penetration Test blows/ft			Water Content (%)				
Depth (ft)	Symbol	Description	Dry Density (pcf)	Moisture (%)	Type	Blows/ft.	Penetration Test blows/ft			Water Content (%)				
							20	40	60	10	20	30	40	
0		Ground Surface												
0		SILTY SAND (SM) Very loose, fine- to medium-grained with debris at surface; brown, damp, drills easily												
2		Loose below 1 foot Medium dense below 2 feet	103.7	3.7		17								
4														
6			110.0	2.0		20								
8														
10			98.5	7.4		21								
12														
14		SILTY SAND/SAND (SM/SP) Medium dense, fine- to coarse-grained; light brown, damp, drills easily												
16				1.9		12								
18														
20														

Drill Method: Hollow Stem

Drill Date: 9-27-17

Drill Rig: CME 45C-3

Krazan and Associates

Hole Size: 6½ Inches

Driller: Jim Watts

Elevation: 30 Feet

Sheet: 1 of 2

Log of Boring B14

Project: New Elementary School

Project No: 022-17101

Client: Bakersfield City School District

Figure No.: A-14

Location: Citadel Street near Belle Terrace, Bakersfield, CA

Logged By: Dave Adams

Depth to Water >

Initial: None

At Completion: None

SUBSURFACE PROFILE			SAMPLE				Penetration Test blows/ft			Water Content (%)			
Depth (ft)	Symbol	Description	Dry Density (pcf)	Moisture (%)	Type	Blows/ft.	20	40	60	10	20	30	40
22			101.0	1.2		23							
24													
26				1.1		28							
28													
30		End of Borehole											
32													
34													
36													
38													
40													

Drill Method: Hollow Stem

Drill Date: 9-27-17

Drill Rig: CME 45C-3

Krazan and Associates

Hole Size: 6½ Inches

Driller: Jim Watts

Elevation: 30 Feet

Sheet: 2 of 2

Log of Boring B15

Project: New Elementary School

Project No: 022-17101

Client: Bakersfield City School District

Figure No.: A-15

Location: Citadel Street near Belle Terrace, Bakersfield, CA

Logged By: Wayne Andrade

Depth to Water>

Initial: None

At Completion: None

SUBSURFACE PROFILE			SAMPLE				Penetration Test blows/ft			Water Content (%)				
Depth (ft)	Symbol	Description	Dry Density (pcf)	Moisture (%)	Type	Blows/ft.	Penetration Test			Water Content (%)				
							20	40	60	10	20	30	40	
0		Ground Surface												
0 - 2		SILTY SAND (SM) Very loose, fine- to medium-grained; light brown, damp, drills easily Loose below 1 foot												
2 - 4		Dense with increased SAND and drills firmly below 2 feet	108.7	2.4		46								
4 - 6		Medium dense with increased SILT below 4 feet												
6 - 8			100.3	2.5		34								
8 - 10		With lenses of SANDY SILT below 8 feet												
10 - 12			108.4	5.0		13								
12 - 14														
14 - 16														
16 - 18		SAND (SP) Medium dense, fine- to coarse-grained with lenses of SILTY SAND/SAND; light gray, damp, drills easily		2.4		20								
18 - 20														

Drill Method: Hollow Stem

Drill Date: 10-11-17

Drill Rig: CME 45C-1

Krazan and Associates

Hole Size: 6½ Inches

Driller: Chris Wyneken

Elevation: 50 Feet

Sheet: 1 of 3

Log of Boring B15

Project: New Elementary School

Project No: 022-17101

Client: Bakersfield City School District

Figure No.: A-15


Location: Citadel Street near Belle Terrace, Bakersfield, CA

Logged By: Wayne Andrade

Depth to Water>

Initial: None

At Completion: None



Drill Method: Hollow Stem

Drill Date: 10-11-17

Drill Rig: CME 45C-1

Krazan and Associates

Hole Size: 6½ Inches

Driller: Chris Wyneken

Elevation: 50 Feet

Log of Boring B15

Project: New Elementary School

Project No: 022-17101

Client: Bakersfield City School District

Figure No.: A-15

Location: Citadel Street near Belle Terrace, Bakersfield, CA

Logged By: Wayne Andrade

Depth to Water>

Initial: None

At Completion: None

SUBSURFACE PROFILE			SAMPLE				Penetration Test blows/ft	Water Content (%)
Depth (ft)	Symbol	Description	Dry Density (pcf)	Moisture (%)	Type	Blows/ft.		
42			117.2	2.5		48		■
44		SILTY SAND/SANDY SILT (SM/ML) Dense, fine-grained; brown, moist/damp, drills firmly						
46			101.8	13.3		39		■
50		End of Borehole						
52								
54								
56								
58								
60								

Drill Method: Hollow Stem

Drill Date: 10-11-17

Drill Rig: CME 45C-1

Krazan and Associates

Hole Size: 6½ Inches

Driller: Chris Wyneken

Elevation: 50 Feet

Sheet: 3 of 3

Log of Boring B16

Project: New Elementary School

Project No: 022-17101

Client: Bakersfield City School District

Figure No.: A-16

Location: Citadel Street near Belle Terrace, Bakersfield, CA

Logged By: Wayne Andrade

Depth to Water>

Initial: None

At Completion: None

SUBSURFACE PROFILE			SAMPLE				Penetration Test blows/ft			Water Content (%)				
Depth (ft)	Symbol	Description	Dry Density (pcf)	Moisture (%)	Type	Blows/ft.								
0		Ground Surface												
		SILTY SAND (SM) FILL, fine- to medium-grained; light brown, damp, drills easily												
2		SILTY SAND (SM) Medium dense, fine- to medium-grained; light brown, damp, drills easily	117.0	1.1	■	27								
4		With increased SILT below 4 feet												
6			102.1	3.5	■	31								
8		With increased SAND below 8 feet												
10			93.1	1.5	▲	13								
12														
14		SAND (SP) Medium dense, fine- to medium-grained; light gray, damp, drills easily												
16				1.0	▲	12								
18														
20														

Drill Method: Hollow Stem

Drill Date: 10-11-17

Drill Rig: CME 45C-1

Krazan and Associates

Hole Size: 6½ Inches

Driller: Chris Wyneken

Elevation: 50 Feet

Log of Boring B16

Project: New Elementary School

Project No: 022-17101

Client: Bakersfield City School District

Figure No.: A-16

Location: Citadel Street near Belle Terrace, Bakersfield, CA

Logged By: Wayne Andrade

Depth to Water>

Initial: None

At Completion: None

SUBSURFACE PROFILE			SAMPLE				Penetration Test blows/ft	Water Content (%)
Depth (ft)	Symbol	Description	Dry Density (pcf)	Moisture (%)	Type	Blows/ft.		
22	█	SILTY CLAY (CL) Very stiff; brown, moist, drills easily	107.8	3.1	▲	19	■	
24	█	SAND (SP) Dense, fine- to medium-grained with lenses of SILTY SAND; light gray, damp, drills firmly	117.0	4.0	▲	36	■	
28	█	Very dense below 29 feet						
30	█		111.7	1.5	▲	49	■	
32	█	Dense below 33 feet						
36	█		122.4	4.0	▲	42	■	
38	█							
40	█							

Drill Method: Hollow Stem

Drill Date: 10-11-17

Drill Rig: CME 45C-1

Krazan and Associates

Hole Size: 6½ Inches

Driller: Chris Wyneken

Elevation: 50 Feet

Sheet: 2 of 3

Log of Boring B16

Project: New Elementary School

Project No: 022-17101

Client: Bakersfield City School District

Figure No.: A-16

Location: Citadel Street near Belle Terrace, Bakersfield, CA

Logged By: Wayne Andrade

Depth to Water >

Initial: None

At Completion: None

SUBSURFACE PROFILE			SAMPLE				Penetration Test blows/ft	Water Content (%)
Depth (ft)	Symbol	Description	Dry Density (pcf)	Moisture (%)	Type	Blows/ft.		
42	[Symbol: Dotted pattern]	SILTY SAND/SANDY SILT (SM/ML) Dense, fine-grained; brown, damp, drills easily	107.8	3.4	[Symbol: Triangle]	29	40	10
44								
46		Very dense and drills hard below 45 feet	107.7	11.9	[Symbol: Triangle]	50+	60	20
48								
50		End of Borehole						
52								
54								
56								
58								
60								

Drill Method: Hollow Stem

Drill Date: 10-11-17

Drill Rig: CME 45C-1

Krazan and Associates

Hole Size: 6½ Inches

Driller: Chris Wyneken

Elevation: 50 Feet

Sheet: 3 of 3

Log of Boring B17

Project: New Elementary School

Project No: 022-17101

Client: Bakersfield City School District

Figure No.: A-17

Location: Citadel Street near Belle Terrace, Bakersfield, CA

Logged By: Wayne Andrade

Depth to Water>

Initial: None

At Completion: None

SUBSURFACE PROFILE			SAMPLE				Penetration Test blows/ft			Water Content (%)			
Depth (ft)	Symbol	Description	Dry Density (pcf)	Moisture (%)	Type	Blows/ft.	Penetration Test			Water Content (%)			
							20	40	60	10	20	30	40
0		Ground Surface											
0 - 2		SILTY SAND (SM) FILL, fine- to medium-grained; brown, damp, drills easily											
2		SILTY SAND (SM) Medium dense, fine-grained; light brown, damp, drills easily	106.1	1.4		31							
4		With increased SILT below 4 feet											
6			87.9	4.7		37							
8		With increased SAND below 7 feet											
8			91.4	3.4		29							
12		SAND (SP) Medium dense, fine- to medium-grained; light gray, damp, drills easily											
16		End of Borehole											

Drill Method: Solid Flight

Drill Date: 10-11-17

Drill Rig: CME 45C-1

Krazan and Associates

Hole Size: 4½ Inches

Driller: Chris Wyneken

Elevation: 15 Feet

Sheet: 1 of 1

Log of Boring B18

Project: New Elementary School

Project No: 022-17101

Client: Bakersfield City School District

Figure No.: A-18

Location: Citadel Street near Belle Terrace, Bakersfield, CA

Logged By: Wayne Andrade

Depth to Water>

Initial: None

At Completion: None

SUBSURFACE PROFILE			SAMPLE				Penetration Test blows/ft			Water Content (%)			
Depth (ft)	Symbol	Description	Dry Density (pcf)	Moisture (%)	Type	Blows/ft.							
0		Ground Surface											
0		SILTY SAND (SM) FILL, fine- to medium-grained; brown, damp, drills easily											
2		SILTY SAND (SM) Medium dense, fine-grained; light brown, damp, drills easily	102.0	1.2		22							
4		SILTY SAND/SANDY SILT (SM/ML) Medium dense, fine-grained; light brown, damp, drills easily	101.0	4.3		16							
6		SILTY SAND/SAND (SM/SP) Medium dense, fine- to medium-grained; light gray, damp, drills easily											
8			105.8	1.5		23							
10													
12													
14													
16		End of Borehole											
18													
20													

Drill Method: Solid Flight

Drill Rig: CME 45C-1

Driller: Chris Wyneken

Krazan and Associates

Drill Date: 10-11-17

Hole Size: 4½ Inches

Elevation: 15 Feet

Sheet: 1 of 1

Log of Boring B1

Project: New Elementary School

Project No: 022-16011

Client: Bakersfield City School District

Figure No.: A-1

Location: Citadel Street near Belle Terrace, Bakersfield, CA

Logged By: Dave Adams

Depth to Water>

Initial: None

At Completion: None

SUBSURFACE PROFILE			SAMPLE				Penetration Test blows/ft			Water Content (%)			
Depth (ft)	Symbol	Description	Dry Density (pcf)	Moisture (%)	Type	Blows/ft.							
0		Ground Surface											
2		SILTY SAND (SM) Very loose, fine- to medium-grained; brown, damp, drills easily Loose below 1 foot Medium dense below 2 feet	106.2	3.1		30							
6			118.2	3.6		26							
10		End of Borehole											
12													
14													
16													
18													
20													

Drill Method: Solid Flight

Drill Date: 2-10-16

Drill Rig: CME 45C-3

Krazan and Associates

Hole Size: 4½ Inches

Driller: Jim Watts

Elevation: 10 Feet

Sheet: 1 of 1

Log of Boring B2

Project: New Elementary School

Project No: 022-16011

Client: Bakersfield City School District

Figure No.: A-2

Location: Citadel Street near Belle Terrace, Bakersfield, CA

Logged By: Dave Adams

Depth to Water >

Initial: None

At Completion: None

SUBSURFACE PROFILE			SAMPLE				Penetration Test blows/ft			Water Content (%)			
Depth (ft)	Symbol	Description	Dry Density (pcf)	Moisture (%)	Type	Blows/ft.							
0		Ground Surface											
2		SILTY SAND (SM) Very loose, fine- to medium-grained; brown, damp, drills easily Loose below 1 foot Medium dense below 2 feet	102.2	5.9		27							■
6			118.9	3.3		28							■
10		End of Borehole											
12													
14													
16													
18													
20													

Drill Method: Solid Flight

Drill Date: 2-10-16

Drill Rig: CME 45C-3

Krazan and Associates

Hole Size: 4½ Inches

Driller: Jim Watts

Elevation: 10 Feet

Sheet: 1 of 1

Log of Boring B3

Project: New Elementary School

Project No: 022-16011

Client: Bakersfield City School District

Figure No.: A-3

Location: Citadel Street near Belle Terrace, Bakersfield, CA

Logged By: Dave Adams

Depth to Water>

Initial: None

At Completion: None

SUBSURFACE PROFILE			SAMPLE				Penetration Test blows/ft			Water Content (%)			
Depth (ft)	Symbol	Description	Dry Density (pcf)	Moisture (%)	Type	Blows/ft.							
0		Ground Surface											
2		SILTY SAND (SM) Very loose, fine- to medium-grained; brown, damp, drills easily Loose below 1 foot Medium dense below 2 feet	113.3	3.4		19							
6			112.5	5.3		28							
10		End of Borehole											
12													
14													
16													
18													
20													

Drill Method: Solid Flight

Drill Date: 2-10-16

Drill Rig: CME 45C-3

Krazan and Associates

Hole Size: 4½ Inches

Driller: Jim Watts

Elevation: 10 Feet

Sheet: 1 of 1

Log of Boring B4

Project: New Elementary School

Project No: 022-16011

Client: Bakersfield City School District

Figure No.: A-4

Location: Citadel Street near Belle Terrace, Bakersfield, CA

Logged By: Dave Adams

Depth to Water>

Initial: None

At Completion: None

SUBSURFACE PROFILE			SAMPLE				Penetration Test blows/ft			Water Content (%)				
Depth (ft)	Symbol	Description	Dry Density (pcf)	Moisture (%)	Type	Blows/ft.								
							20	40	60	10	20	30	40	
0		Ground Surface												
0 - 2		SILTY SAND (SM) Very loose, fine- to medium-grained; brown, damp, drills easily Loose below 1 foot Medium dense below 2 feet	124.7	1.7		38								
2 - 6		SAND (SP) Medium dense, fine- to coarse-grained; light brown, damp, drills easily	109.0	1.6		16								
6 - 10														
10 - 11						18								
11 - 15														
15 - 20		End of Borehole												

Drill Method: Solid Flight

Drill Date: 2-10-16

Drill Rig: CME 45C-3

Krazan and Associates

Hole Size: 4½ Inches

Driller: Jim Watts

Elevation: 15 Feet

Sheet: 1 of 1

Log of Boring B5

Project: New Elementary School

Project No: 022-16011

Client: Bakersfield City School District

Figure No.: A-5

Location: Citadel Street near Belle Terrace, Bakersfield, CA

Logged By: Dave Adams

Depth to Water>

Initial: None

At Completion: None

SUBSURFACE PROFILE			SAMPLE				Penetration Test blows/ft			Water Content (%)				
Depth (ft)	Symbol	Description	Dry Density (pcf)	Moisture (%)	Type	Blows/ft.								
							20	40	60	10	20	30	40	
0		Ground Surface												
0 - 2		SILTY SAND (SM) Very loose, fine- to medium-grained; brown, damp, drills easily Loose below 1 foot Medium dense below 2 feet	130.7	2.7		20								
2 - 4		SAND (SP) Loose, fine- to coarse-grained; light brown, damp, drills easily	118.4	2.3		14								
4 - 10		Medium dense below 10 feet	116.5	2.5		19								
10 - 16			112.6	4.0		22								
16 - 20														

Drill Method: Solid Flight

Drill Date: 2-10-16

Drill Rig: CME 45C-3

Krazan and Associates

Hole Size: 4½ Inches

Driller: Jim Watts

Elevation: 20 Feet

Sheet: 1 of 1

Log of Boring B6

Project: New Elementary School

Project No: 022-16011

Client: Bakersfield City School District

Figure No.: A-6

Location: Citadel Street near Belle Terrace, Bakersfield, CA

Logged By: Dave Adams

Depth to Water>

Initial: None

At Completion: None

SUBSURFACE PROFILE			SAMPLE				Penetration Test blows/ft			Water Content (%)			
Depth (ft)	Symbol	Description	Dry Density (pcf)	Moisture (%)	Type	Blows/ft.	Penetration Test			Water Content (%)			
							20	40	60	10	20	30	40
0		Ground Surface											
0 - 2		SILTY SAND (SM) Very loose, fine- to medium-grained; brown, damp, drills easily											
2		Loose below 1 foot											
2 - 4		Medium dense below 2 feet	122.8	1.1		19							
4 - 6		SAND (SP) Loose, fine- to coarse-grained; light brown, damp, drills easily											
6			118.3	1.1		13							
6 - 8		Medium dense below 8 feet											
8			115.8	1.9		16							
8 - 15		End of Borehole											
10													
12													
14													
16													
18													
20													

Drill Method: Solid Flight

Drill Date: 2-10-16

Drill Rig: CME 45C-3

Krazan and Associates

Hole Size: 4½ Inches

Driller: Jim Watts

Elevation: 15 Feet

Sheet: 1 of 1

Log of Boring B7

Project: New Elementary School

Project No: 022-16011

Client: Bakersfield City School District

Figure No.: A-7

Location: Citadel Street near Belle Terrace, Bakersfield, CA

Logged By: Dave Adams

Depth to Water >

Initial: None

At Completion: None

SUBSURFACE PROFILE			SAMPLE				Penetration Test blows/ft	Water Content (%)
Depth (ft)	Symbol	Description	Dry Density (pcf)	Moisture (%)	Type	Blows/ft.		
0		Ground Surface						
0 - 2		SILTY SAND (SM) Very loose, fine- to medium-grained; brown, damp, drills easily Loose below 1 foot Medium dense below 2 feet	109.9	2.6		32		
2 - 6			105.2	4.9		32		
6 - 10		Dense below 10 feet	118.0	2.8		47		
10 - 12								
12 - 16		SAND (SP) Medium dense, fine- to coarse-grained; light brown, damp, drills easily	114.5	1.5		30		
16 - 20								

Drill Method: Solid Flight

Drill Date: 2-10-16

Drill Rig: CME 45C-3

Krazan and Associates

Hole Size: 4½ Inches

Driller: Jim Watts

Elevation: 20 Feet

Sheet: 1 of 1

Log of Boring B8

Project: New Elementary School

Project No: 022-16011

Client: Bakersfield City School District

Figure No.: A-8

Location: Citadel Street near Belle Terrace, Bakersfield, CA

Logged By: Dave Adams

Depth to Water>

Initial: None

At Completion: None

SUBSURFACE PROFILE			SAMPLE				Penetration Test blows/ft			Water Content (%)			
Depth (ft)	Symbol	Description	Dry Density (pcf)	Moisture (%)	Type	Blows/ft.							
0		Ground Surface											
0		SILTY SAND (SM) Very loose, fine- to medium-grained; brown, damp, drills easily Loose below 1 foot Medium dense with thin lenses of SANDY SILT below 2 feet											
2			117.2	2.6		18							
4													
6			121.7	2.7		31							
8													
8			101.2	6.2		23							
10													
12													
14													
16		End of Borehole											
18													
20													

Drill Method: Solid Flight

Drill Date: 2-10-16

Drill Rig: CME 45C-3

Krazan and Associates

Hole Size: 4½ Inches

Driller: Jim Watts

Elevation: 15 Feet

Sheet: 1 of 1

Log of Boring B9

Project: New Elementary School

Project No: 022-16011

Client: Bakersfield City School District

Figure No.: A-9

Location: Citadel Street near Belle Terrace, Bakersfield, CA

Logged By: Dave Adams

Depth to Water>

Initial: None

At Completion: None

SUBSURFACE PROFILE			SAMPLE				Penetration Test blows/ft			Water Content (%)				
Depth (ft)	Symbol	Description	Dry Density (pcf)	Moisture (%)	Type	Blows/ft.	Penetration Test			Water Content (%)				
							20	40	60	10	20	30	40	
0		Ground Surface												
0 - 2		SILTY SAND (SM) Very loose, fine- to medium-grained; brown, damp, drills easily Loose below 1 foot Medium dense below 2 feet	120.3	3.1		20								
2 - 6			104.3	4.7		24								
6 - 10		SAND (SP) Medium dense, fine- to medium-grained; light brown, damp, drills easily	117.2	3.6		21								
10 - 14														
14 - 16		SILTY SAND (SM) Medium dense, fine- to medium-grained; brown, damp, drills easily	132.8	11.1		32								
16 - 20														

Drill Method: Solid Flight

Drill Date: 2-10-16

Drill Rig: CME 45C-3

Krazan and Associates

Hole Size: 4½ Inches

Driller: Jim Watts

Elevation: 20 Feet

Sheet: 1 of 1

Log of Boring B10

Project: New Elementary School

Project No: 022-16011

Client: Bakersfield City School District

Figure No.: A-10

Location: Citadel Street near Belle Terrace, Bakersfield, CA

Logged By: Dave Adams

Depth to Water >

Initial: None

At Completion: None

SUBSURFACE PROFILE			SAMPLE				Penetration Test blows/ft			Water Content (%)				
Depth (ft)	Symbol	Description	Dry Density (pcf)	Moisture (%)	Type	Blows/ft.	Penetration Test			Water Content (%)				
							20	40	60	10	20	30	40	
0		Ground Surface												
0 - 2		SILTY SAND (SM) Very loose, fine- to medium-grained; brown, damp, drills easily Loose below 1 foot Dense below 2 feet	112.2	3.4		34								
2 - 6		SILTY SAND (SM) Medium dense, fine- to coarse-grained; light brown, damp, drills easily	118.4	2.2		26								
6 - 10		SILTY SAND/SAND (SM/SP) Medium dense, fine- to medium-grained; light brown, damp, drills easily	118.5	1.9		18								
10 - 16			109.6	3.3		17								
16 - 20														

Drill Method: Hollow Stem

Drill Date: 2-11-16

Drill Rig: CME 45C-3

Krazan and Associates

Hole Size: 6½ Inches

Driller: Jim Watts

Elevation: 50 Feet

Sheet: 1 of 3

Log of Boring B10

Project: New Elementary School

Project No: 022-16011

Client: Bakersfield City School District

Figure No.: A-10

Location: Citadel Street near Belle Terrace, Bakersfield, CA

Logged By: Dave Adams

Depth to Water>

Initial: None

At Completion: None

SUBSURFACE PROFILE			SAMPLE				Penetration Test blows/ft			Water Content (%)				
Depth (ft)	Symbol	Description	Dry Density (pcf)	Moisture (%)	Type	Blows/ft.	20 40 60			10 20 30 40				
22			106.1	1.9	▲	20								
24		SILTY SAND (SM) Medium dense, fine- to medium-grained; grayish-brown, moist, drills easily												
26			110.3	13.0	▲	18								
28		SANDY SILT (ML) Medium dense, fine- to medium-grained; brown, moist, drills easily												
30			99.7	7.2	▲	23								
32		SILTY SAND (SM) Medium dense, fine- to medium-grained; gray, damp, drills easily												
34														
36		Very dense with increased SAND below 35 feet	108.1	2.1	▲	46								
38														
40														

Drill Method: Hollow Stem

Drill Date: 2-11-16

Drill Rig: CME 45C-3

Krazan and Associates

Hole Size: 6½ Inches

Driller: Jim Watts

Elevation: 50 Feet

Log of Boring B10

Project: New Elementary School

Project No: 022-16011

Client: Bakersfield City School District

Figure No.: A-10

Location: Citadel Street near Belle Terrace, Bakersfield, CA

Logged By: Dave Adams

Depth to Water>

Initial: None

At Completion: None

SUBSURFACE PROFILE			SAMPLE				Penetration Test blows/ft	Water Content (%)							
Depth (ft)	Symbol	Description	Dry Density (pcf)	Moisture (%)	Type	Blows/ft.			20 40 60			10 20 30 40			
42			113.6	2.1	▲	43									
44															
46			115.0	2.7	▲	58									
48															
50		End of Borehole													
52															
54															
56															
58															
60															

Drill Method: Hollow Stem

Drill Date: 2-11-16

Drill Rig: CME 45C-3

Krazan and Associates

Hole Size: 6½ Inches

Driller: Jim Watts

Elevation: 50 Feet

Sheet: 3 of 3

Log of Boring B11

Project: New Elementary School

Project No: 022-16011

Client: Bakersfield City School District

Figure No.: A-11

Location: Citadel Street near Belle Terrace, Bakersfield, CA

Logged By: Dave Adams

Depth to Water>

Initial: None

At Completion: None

SUBSURFACE PROFILE			SAMPLE				Penetration Test blows/ft			Water Content (%)			
Depth (ft)	Symbol	Description	Dry Density (pcf)	Moisture (%)	Type	Blows/ft.	Penetration Test blows/ft			Water Content (%)			
							20	40	60	10	20	30	40
0		Ground Surface											
0 - 2		SILTY SAND (SM) Very loose, fine- to medium-grained; brown, damp, drills easily Loose below 1 foot											
2 - 4		SILTY SAND (SM) Medium dense, fine- to coarse-grained; brown, damp, drills easily	121.1	2.2		26							
4 - 6		SAND (SP) Medium dense, fine- to coarse-grained; brown, damp, drills easily	124.8	1.4		19							
6 - 10		SILTY SAND/SANDY SILT (SM/ML) Medium dense, fine- to medium-grained; brown, moist, drills easily	129.8	9.3		27							
10 - 14		SILTY SAND/SAND (SM/SP) Medium dense, fine- to coarse-grained; light brown, damp, drills easily	120.7	1.9		33							
14 - 20		With trace GRAVEL and increased SAND below 20 feet											

Drill Method: Hollow Stem

Drill Date: 2-11-16

Drill Rig: CME 45C-3

Krazan and Associates

Hole Size: 6½ Inches

Driller: Jim Watts

Elevation: 50 Feet

Sheet: 1 of 3

Log of Boring B11

Project: New Elementary School

Project No: 022-16011

Client: Bakersfield City School District

Figure No.: A-11

Location: Citadel Street near Belle Terrace, Bakersfield, CA

Logged By: Dave Adams

Depth to Water>

Initial: None

At Completion: None

SUBSURFACE PROFILE			SAMPLE				Penetration Test blows/ft	Water Content (%)
Depth (ft)	Symbol	Description	Dry Density (pcf)	Moisture (%)	Type	Blows/ft.		
22		SILTY SAND (SM) Dense, fine- to medium-grained; brown, damp, drills easily	118.1	2.0		31		
24			123.4	13.6		46		
28		SILTY SAND/SAND (SM/SP) Dense, fine- to medium-grained; brown, damp, drills easily	118.7	3.1		52		
30			113.7	5.7		49		
34		SILTY SAND/SAND (SM/SP) Dense, fine- to medium-grained; brown, damp, drills firmly						
36								
38								
40								

Drill Method: Hollow Stem

Drill Date: 2-11-16

Drill Rig: CME 45C-3

Krazan and Associates

Hole Size: 6½ Inches

Driller: Jim Watts

Elevation: 50 Feet

Sheet: 2 of 3

Log of Boring B11

Project: New Elementary School

Project No: 022-16011

Client: Bakersfield City School District

Figure No.: A-11

Location: Citadel Street near Belle Terrace, Bakersfield, CA

Logged By: Dave Adams

Depth to Water >

Initial: None

At Completion: None

SUBSURFACE PROFILE			SAMPLE				Penetration Test blows/ft	Water Content (%)
Depth (ft)	Symbol	Description	Dry Density (pcf)	Moisture (%)	Type	Blows/ft.		
42			116.9	2.0		51	45	10
44							50	
46		SANDY SILT (ML) Dense, fine- to medium-grained; brown, moist, drills easily	107.1	9.6		42	45	25
48							50	
50		End of Borehole						
52								
54								
56								
58								
60								

Drill Method: Hollow Stem

Drill Date: 2-11-16

Drill Rig: CME 45C-3

Krazan and Associates

Hole Size: 6½ Inches

Driller: Jim Watts

Elevation: 50 Feet

Sheet: 3 of 3

Log of Boring B12

Project: New Elementary School

Project No: 022-16011

Client: Bakersfield City School District

Figure No.: A-12

Location: Citadel Street near Belle Terrace, Bakersfield, CA

Logged By: Dave Adams

Depth to Water>

Initial: None

At Completion: None

SUBSURFACE PROFILE			SAMPLE				Penetration Test blows/ft			Water Content (%)			
Depth (ft)	Symbol	Description	Dry Density (pcf)	Moisture (%)	Type	Blows/ft.	Penetration Test blows/ft			Water Content (%)			
							20	40	60	10	20	30	40
0		Ground Surface											
0 - 2		SANDY SILT (ML) Very loose, fine- to medium-grained; brown, damp, drills easily Loose below 1 foot Medium dense below 2 feet	88.1	6.8		22							
2 - 4		SILTY SAND (SM) Medium dense, fine- to medium-grained; brown, damp, drills easily	105.7	5.7		26							
4 - 10		Dense below 10 feet	126.9	2.8		44							
10 - 14		SAND (SP) Medium dense, fine- to coarse-grained with trace GRAVEL; light brown, damp, drills easily	117.3	1.3		22							
14 - 20													

Drill Method: Solid Flight

Drill Date: 2-11-16

Drill Rig: CME 45C-3

Krazan and Associates

Hole Size: 4½ Inches

Driller: Jim Watts

Elevation: 20 Feet

Log of Boring B13

Project: New Elementary School

Project No: 022-16011

Client: Bakersfield City School District

Figure No.: A-13

Location: Citadel Street near Belle Terrace, Bakersfield, CA

Logged By: Dave Adams

Depth to Water>

Initial: None

At Completion: None

SUBSURFACE PROFILE			SAMPLE				Penetration Test blows/ft	Water Content (%)									
Depth (ft)	Symbol	Description	Dry Density (pcf)	Moisture (%)	Type	Blows/ft.											
									20	40	60	10	20	30	40		
0		Ground Surface															
		SILTY SAND (SM) Very loose, fine- to medium-grained; brown, damp, drills easily Loose below 1 foot Medium dense below 2 feet															
2			118.6	2.6		31											
4																	
6			116.1	5.6		36											
8																	
10			114.2	4.2		30											
12																	
14																	
16		End of Borehole															
18																	
20																	

Drill Method: Solid Flight

Drill Date: 2-11-16

Drill Rig: CME 45C-3

Krazan and Associates

Hole Size: 4½ Inches

Driller: Jim Watts

Elevation: 15 Feet

Sheet: 1 of 1

Log of Boring B14

Project: New Elementary School

Project No: 022-16011

Client: Bakersfield City School District

Figure No.: A-14

Location: Citadel Street near Belle Terrace, Bakersfield, CA

Logged By: Dave Adams

Depth to Water>

Initial: None

At Completion: None

SUBSURFACE PROFILE			SAMPLE				Penetration Test blows/ft	Water Content (%)
Depth (ft)	Symbol	Description	Dry Density (pcf)	Moisture (%)	Type	Blows/ft.		
0		Ground Surface						
0	▨	SILTY SAND (SM) Very loose, fine- to medium-grained; brown, damp, drills easily Loose below 1 foot Medium dense below 2 feet						
2			117.4	3.2		31	▲	■
4							▲	
6			119.8	4.5		25	▲	■
8								
10			105.2	5.3		18	▲	■
12								
14								
16			126.5	10.1		24	▲	■
18								
20								

Drill Method: Solid Flight

Drill Date: 2-11-16

Drill Rig: CME 45C-3

Krazan and Associates

Hole Size: 4½ Inches

Driller: Jim Watts

Elevation: 20 Feet

Sheet: 1 of 1

Log of Boring B15

Project: New Elementary School

Project No: 022-16011

Client: Bakersfield City School District

Figure No.: A-15

Location: Citadel Street near Belle Terrace, Bakersfield, CA

Logged By: Dave Adams

Depth to Water>

Initial: None

At Completion: None

SUBSURFACE PROFILE			SAMPLE				Penetration Test blows/ft			Water Content (%)			
Depth (ft)	Symbol	Description	Dry Density (pcf)	Moisture (%)	Type	Blows/ft.							
0		Ground Surface											
0		SILTY SAND (SM) Very loose, fine- to medium-grained; brown, damp, drills easily Loose below 1 foot Medium dense below 2 feet											
2			117.4	3.2		27							
4		SAND (SP) Medium dense, fine- to coarse-grained; light brown, damp, drills easily											
6			120.6	2.1		20							
8													
8			120.1	1.3		20							
10													
12													
14													
16		End of Borehole											
18													
20													

Drill Method: Solid Flight

Drill Date: 2-11-16

Drill Rig: CME 45C-3

Krazan and Associates

Hole Size: 4½ Inches

Driller: Jim Watts

Elevation: 15 Feet

Sheet: 1 of 1

Log of Boring B16

Project: New Elementary School

Project No: 022-16011

Client: Bakersfield City School District

Figure No.: A-16

Location: Citadel Street near Belle Terrace, Bakersfield, CA

Logged By: Dave Adams

Depth to Water>

Initial: None

At Completion: None

SUBSURFACE PROFILE			SAMPLE				Penetration Test blows/ft			Water Content (%)				
Depth (ft)	Symbol	Description	Dry Density (pcf)	Moisture (%)	Type	Blows/ft.	Penetration Test			Water Content (%)				
							20	40	60	10	20	30	40	
0		Ground Surface												
0 - 14	[Symbol: Vertical lines]	SILTY SAND (SM) Very loose, fine- to medium-grained; brown, damp, drills easily Loose below 1 foot Medium dense below 2 feet			[Symbol: Solid black]									
2			108.9	3.8		19								
6			121.9	2.4		24								
10			105.0	3.3		20								
14 - 20	[Symbol: Dotted]	SAND (SP) Medium dense, fine- to coarse-grained; light brown, damp, drills easily			[Symbol: Solid black]									
16			122.3	2.0		25								

Drill Method: Solid Flight

Drill Date: 2-11-16

Drill Rig: CME 45C-3

Krazan and Associates

Hole Size: 4½ Inches

Driller: Jim Watts

Elevation: 20 Feet

Sheet: 1 of 1

Log of Boring B17

Project: New Elementary School

Project No: 022-16011

Client: Bakersfield City School District

Figure No.: A-17

Location: Citadel Street near Belle Terrace, Bakersfield, CA

Logged By: Dave Adams

Depth to Water>

Initial: None

At Completion: None

SUBSURFACE PROFILE			SAMPLE				Penetration Test blows/ft	Water Content (%)	
Depth (ft)	Symbol	Description	Dry Density (pcf)	Moisture (%)	Type	Blows/ft.			
22		SILTY SAND (SM) Medium dense, fine- to medium-grained; grayish-brown, damp, drills easily	116.1	13.4	▲	25			
24			111.4	8.6	▲	26			
26		SILTY SAND (SM) Dense, fine- to medium-grained; gray, damp, drills easily	111.6	2.4	▲	37			
28			SANDY SILT (ML) Dense, fine- to medium-grained; gray, damp, drills easily	111.3	2.2	▲			40
30									
32									
34									
36									
38									
40									

Drill Method: Hollow Stem

Drill Date: 2-12-16

Drill Rig: CME 45C-3

Krazan and Associates

Hole Size: 6½ Inches

Driller: Jim Watts

Elevation: 50 Feet

Log of Boring B17

Project: New Elementary School

Project No: 022-16011

Client: Bakersfield City School District

Figure No.: A-17

Location: Citadel Street near Belle Terrace, Bakersfield, CA

Logged By: Dave Adams

Depth to Water>

Initial: None

At Completion: None

SUBSURFACE PROFILE			SAMPLE				Penetration Test blows/ft	Water Content (%)
Depth (ft)	Symbol	Description	Dry Density (pcf)	Moisture (%)	Type	Blows/ft.		
42			101.8	12.7		36	40	10
44		SILTY SAND/SANDY SILT (SM/ML) Dense, fine- to medium-grained; brown, damp, drills easily					40	
46			114.4	10.4		39	40	10
50		End of Borehole						
52								
54								
56								
58								
60								

Drill Method: Hollow Stem

Drill Date: 2-12-16

Drill Rig: CME 45C-3

Krazan and Associates

Hole Size: 6½ Inches

Driller: Jim Watts

Elevation: 50 Feet

Sheet: 3 of 3

Log of Boring B18

Project: New Elementary School

Project No: 022-16011

Client: Bakersfield City School District

Figure No.: A-18

Location: Citadel Street near Belle Terrace, Bakersfield, CA

Logged By: Dave Adams

Depth to Water>

Initial: None

At Completion: None

SUBSURFACE PROFILE			SAMPLE				Penetration Test blows/ft			Water Content (%)			
Depth (ft)	Symbol	Description	Dry Density (pcf)	Moisture (%)	Type	Blows/ft.							
0		Ground Surface											
2		SILTY SAND (SM) Very loose, fine- to medium-grained; brown, damp, drills easily Loose below 1 foot Medium dense below 2 feet	116.6	2.0		33							
4		SAND (SP) Medium dense, fine- to coarse-grained with trace GRAVEL; brown, damp, drills easily											
6			125.4	2.7		27							
10			114.8	1.8		17							
16						20							
18													
20													

Drill Method: Solid Flight

Drill Date: 2-12-16

Drill Rig: CME 45C-3

Krazan and Associates

Hole Size: 4½ Inches

Driller: Jim Watts

Elevation: 20 Feet

Sheet: 1 of 1

Log of Boring B19

Project: New Elementary School

Project No: 022-16011

Client: Bakersfield City School District

Figure No.: A-19

Location: Citadel Street near Belle Terrace, Bakersfield, CA

Logged By: Dave Adams

Depth to Water >

Initial: None

At Completion: None

SUBSURFACE PROFILE			SAMPLE				Penetration Test blows/ft			Water Content (%)			
Depth (ft)	Symbol	Description	Dry Density (pcf)	Moisture (%)	Type	Blows/ft.	20	40	60	10	20	30	40
							Ground Surface						
0		SILTY SAND (SM) Very loose, fine- to medium-grained; brown, damp, drills easily Loose below 1 foot Medium dense below 2 feet											
2			111.4	2.0		27							
4		SAND (SP) Medium dense, fine- to coarse-grained with trace GRAVEL; gray, damp, drills easily											
6			114.5	1.1		18							
8		SILTY SAND/SAND (SM/SP) Medium dense, fine- to medium-grained; light grayish-brown, damp, drills easily											
10			108.7	4.5		19							
12													
14													
16		End of Borehole											
18													
20													

Drill Method: Solid Flight

Drill Date: 2-12-16

Drill Rig: CME 45C-3

Krazan and Associates

Hole Size: 4½ Inches

Driller: Jim Watts

Elevation: 15 Feet

Sheet: 1 of 1

Log of Boring B20

Project: New Elementary School

Project No: 022-16011

Client: Bakersfield City School District

Figure No.: A-20

Location: Citadel Street near Belle Terrace, Bakersfield, CA

Logged By: Dave Adams

Depth to Water>

Initial: None

At Completion: None

SUBSURFACE PROFILE			SAMPLE				Penetration Test blows/ft			Water Content (%)				
Depth (ft)	Symbol	Description	Dry Density (pcf)	Moisture (%)	Type	Blows/ft.	Penetration Test			Water Content (%)				
							20	40	60	10	20	30	40	
0		Ground Surface												
0 - 2		SILTY SAND (SM) Very loose, fine- to medium-grained; brown, damp, drills easily												
2 - 16		SAND (SP) Loose below 1 foot Medium dense, fine- to coarse-grained with trace GRAVEL; gray, damp, drills easily	112.1	1.9		19								
4 - 6			115.9	1.9		20								
10 - 12			116.2	2.1		17								
16 - 18						19								

Drill Method: Solid Flight

Drill Date: 2-12-16

Drill Rig: CME 45C-3

Krazan and Associates

Hole Size: 4½ Inches

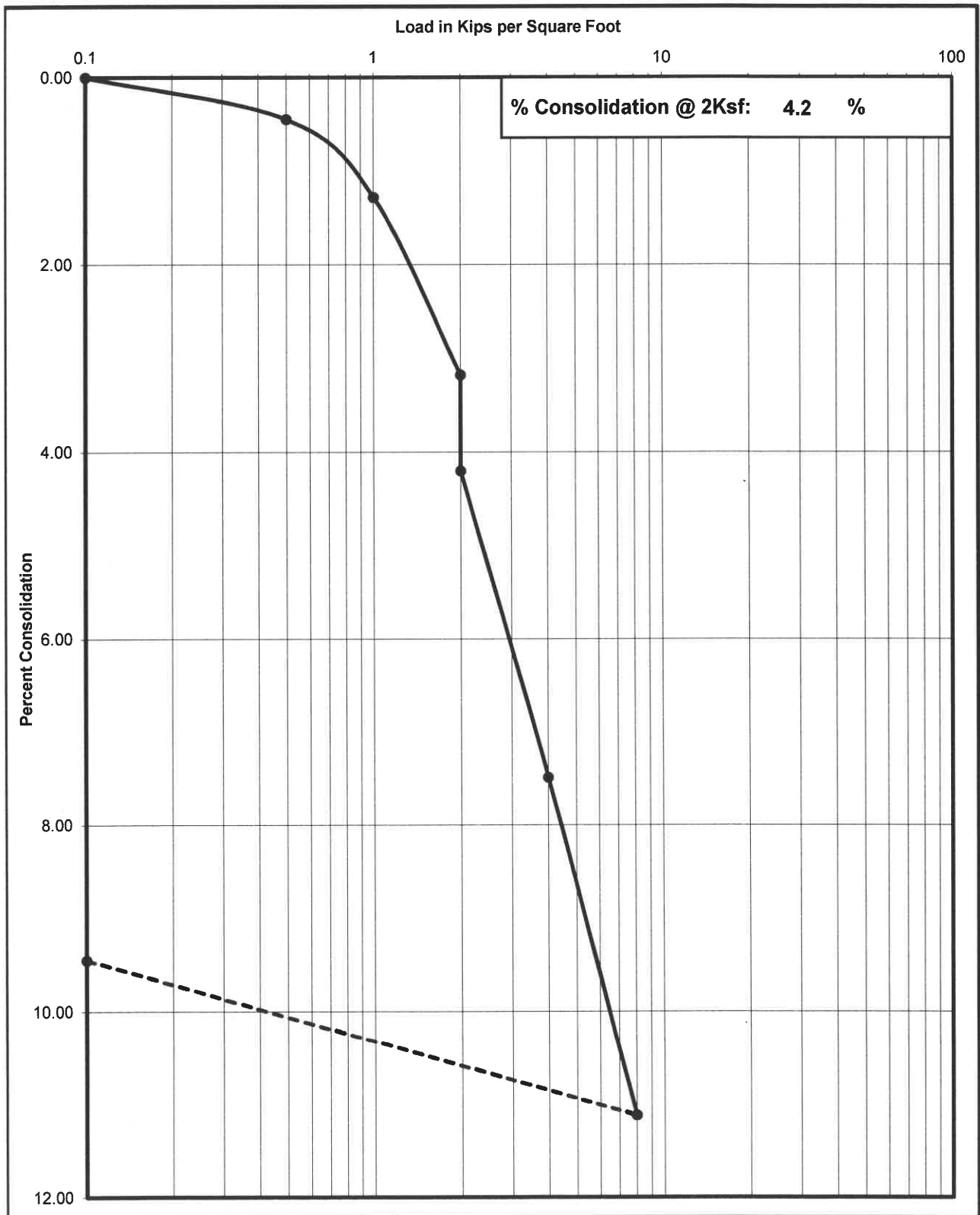
Driller: Jim Watts

Elevation: 20 Feet

Sheet: 1 of 1

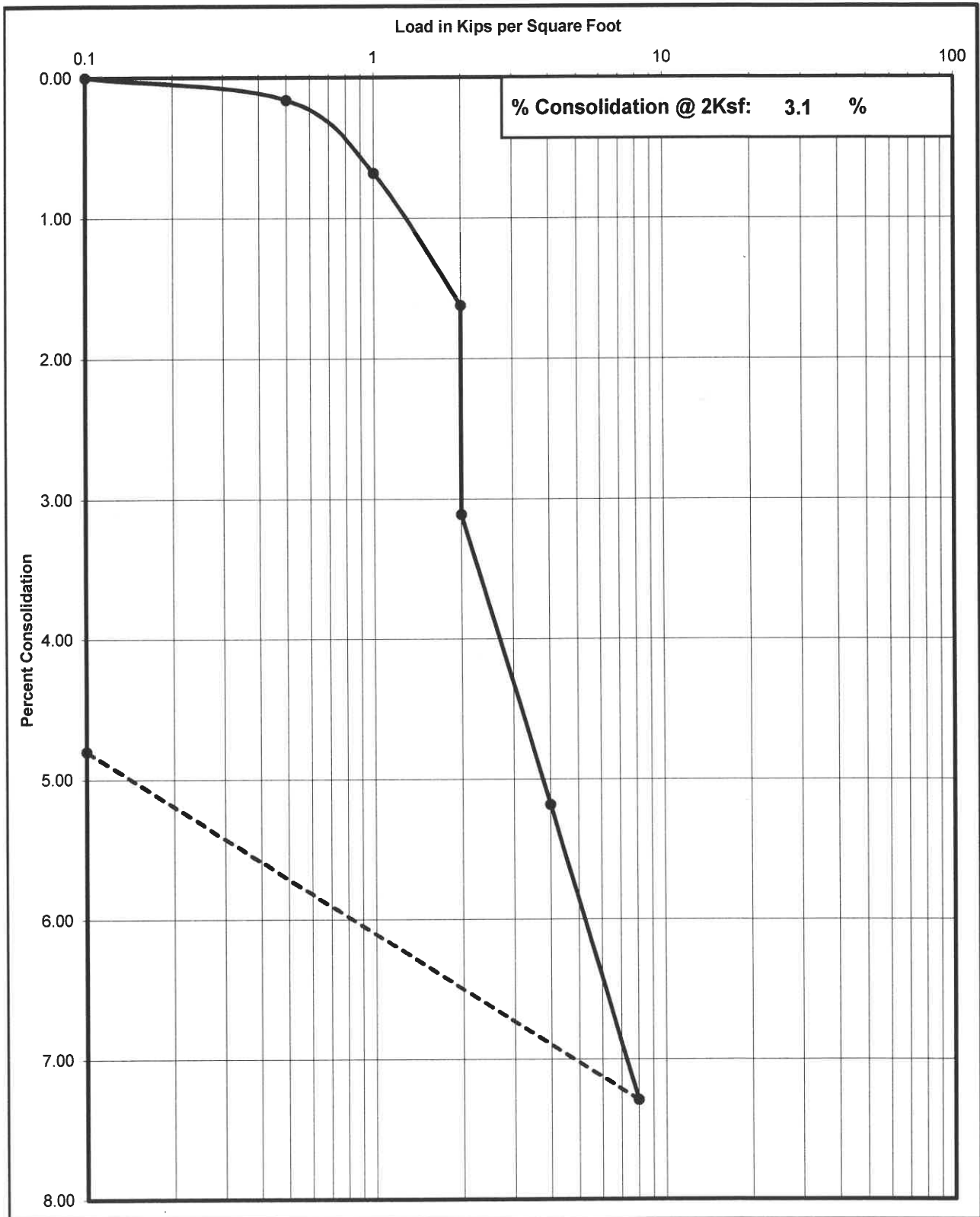
Consolidation Test

Project No	Boring No. & Depth	Date	Soil Classification
022-17101	B4 @ 2-3'	10/3/2017	SM



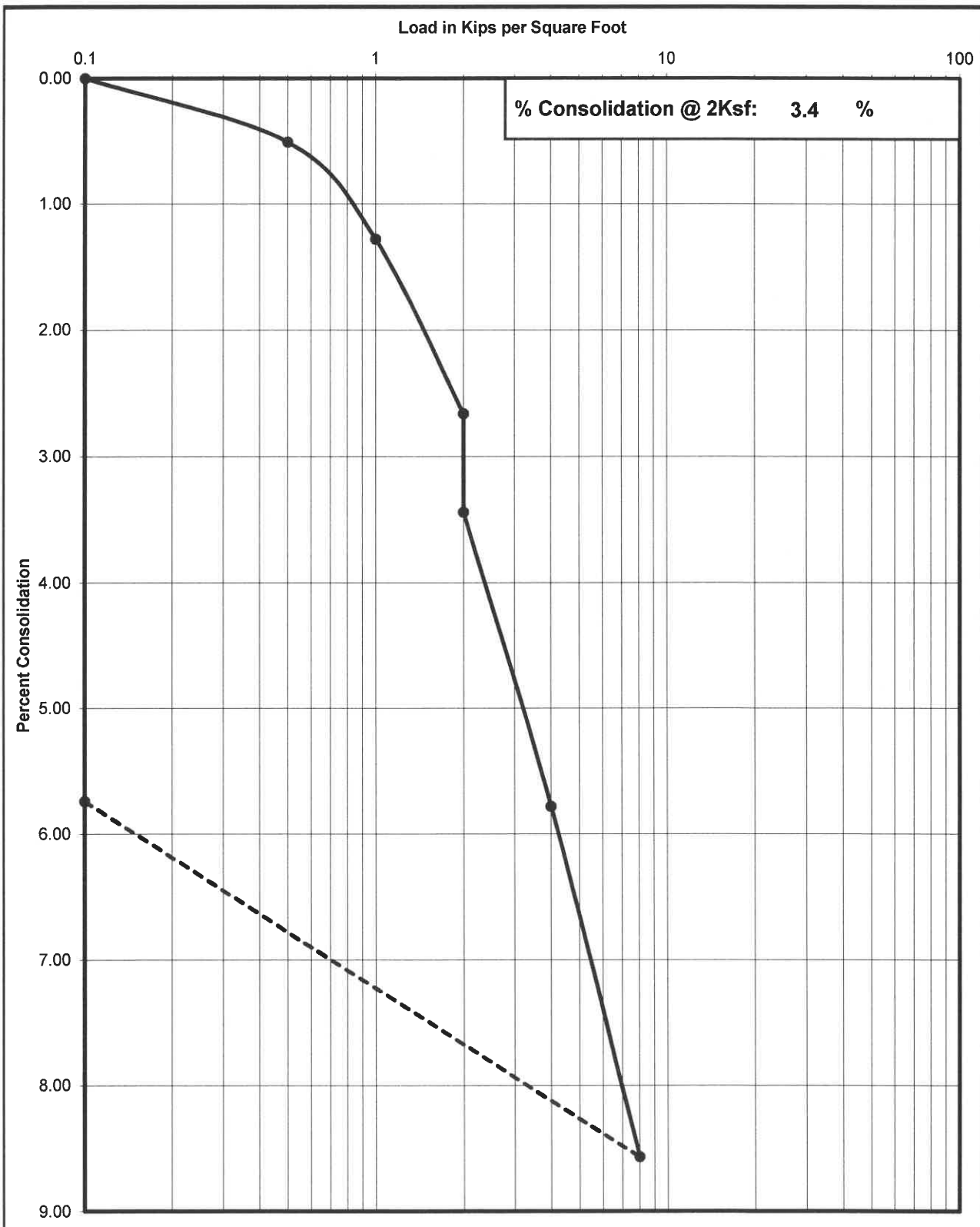
Consolidation Test

Project No	Boring No. & Depth	Date	Soil Classification
022-17101	B13 @ 2-3'	10/3/2017	SM



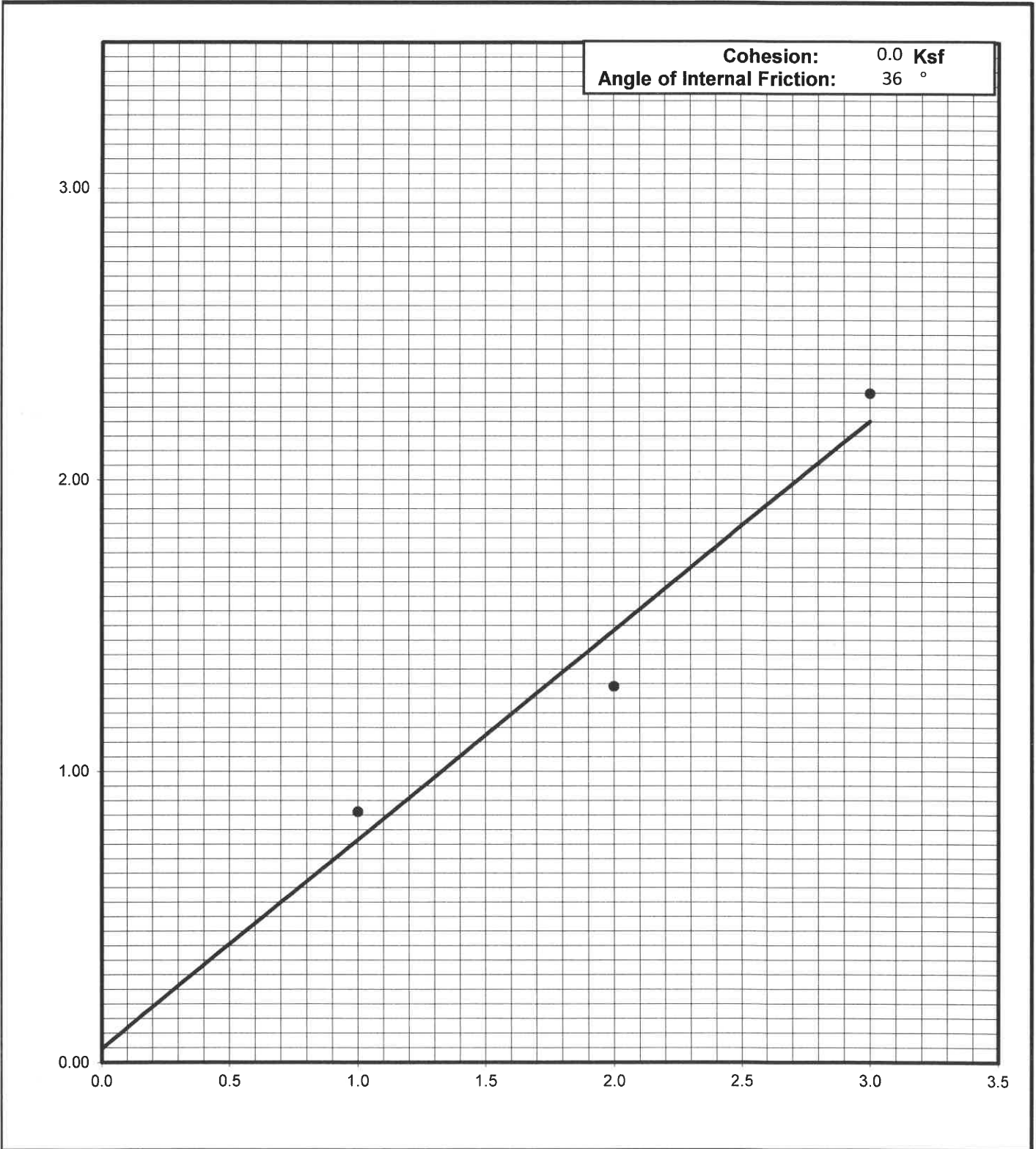
Consolidation Test

Project No	Boring No. & Depth	Date	Soil Classification
022-17101	B18 @ 2-3'	10/20/2017	SM



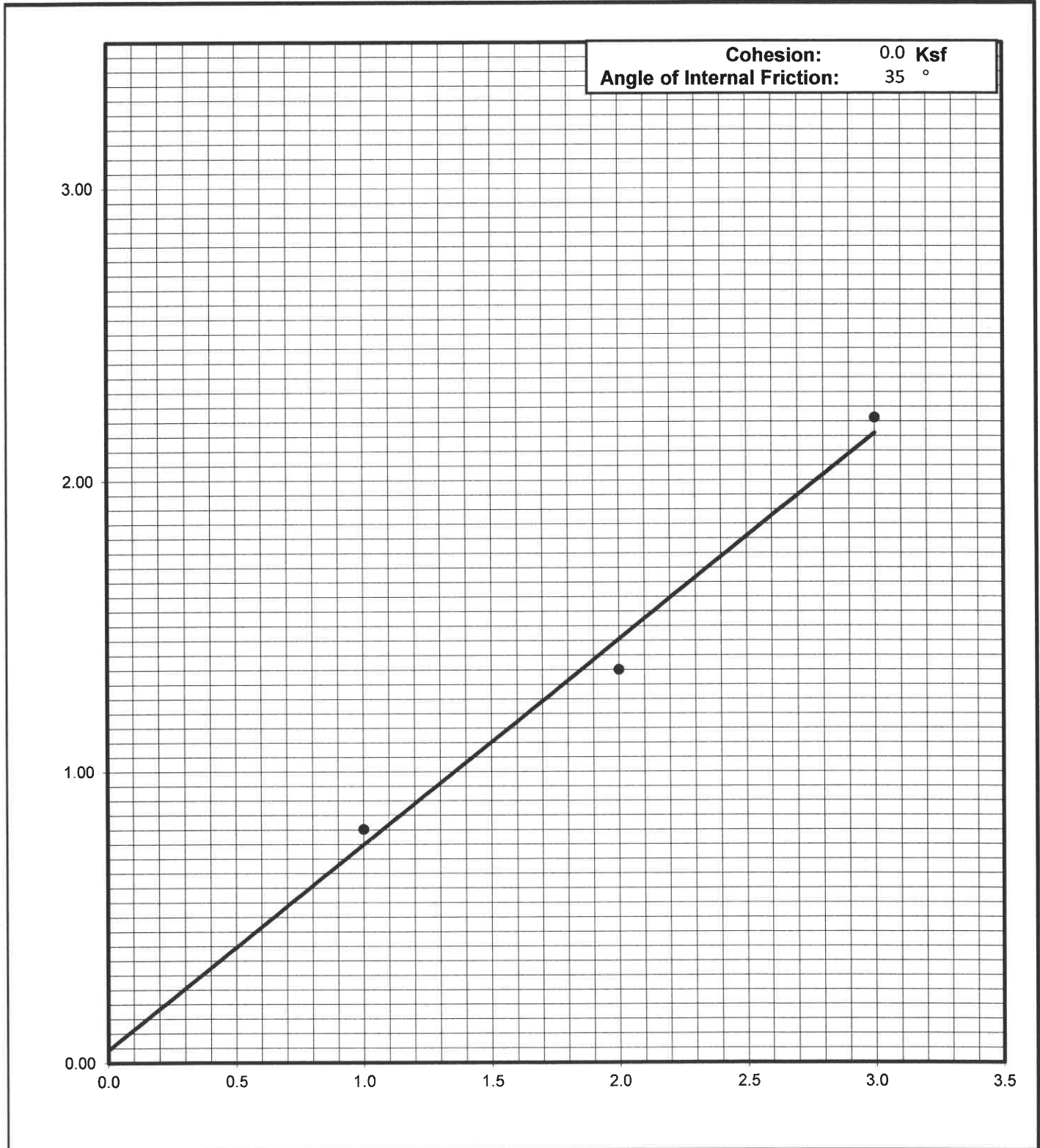
Shear Strength Diagram (Direct Shear)
ASTM D - 3080 / AASHTO T - 236

Project Number	Boring No. & Depth	Soil Type	Date
022-17101	B1 @ 2-3'	SM	10/20/2017

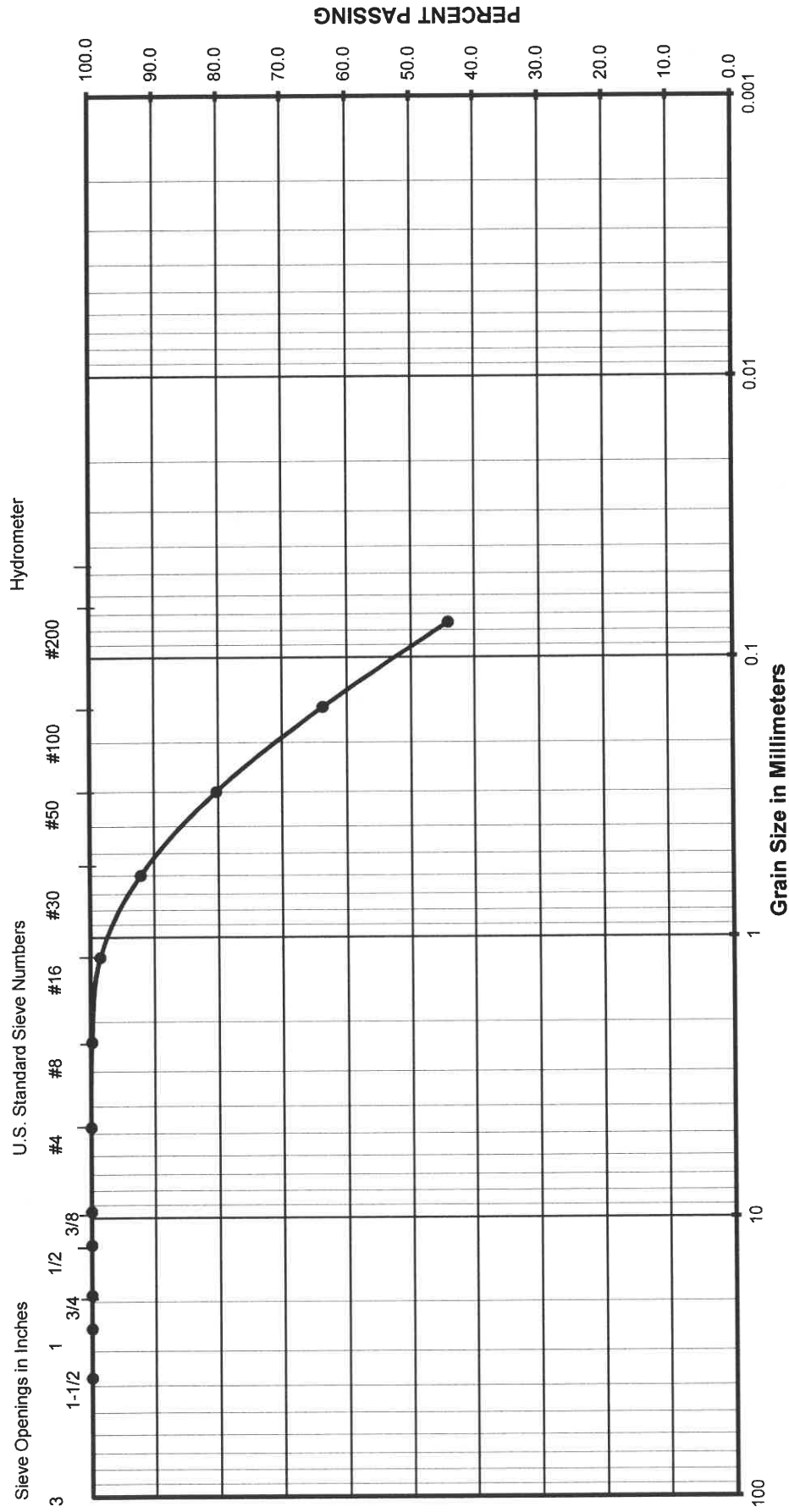


Shear Strength Diagram (Direct Shear)
ASTM D - 3080 / AASHTO T - 236

Project Number	Boring No. & Depth	Soil Type	Date
022-17101	B10 @ 2-3'	SM	10/3/2017



Grain Size Analysis

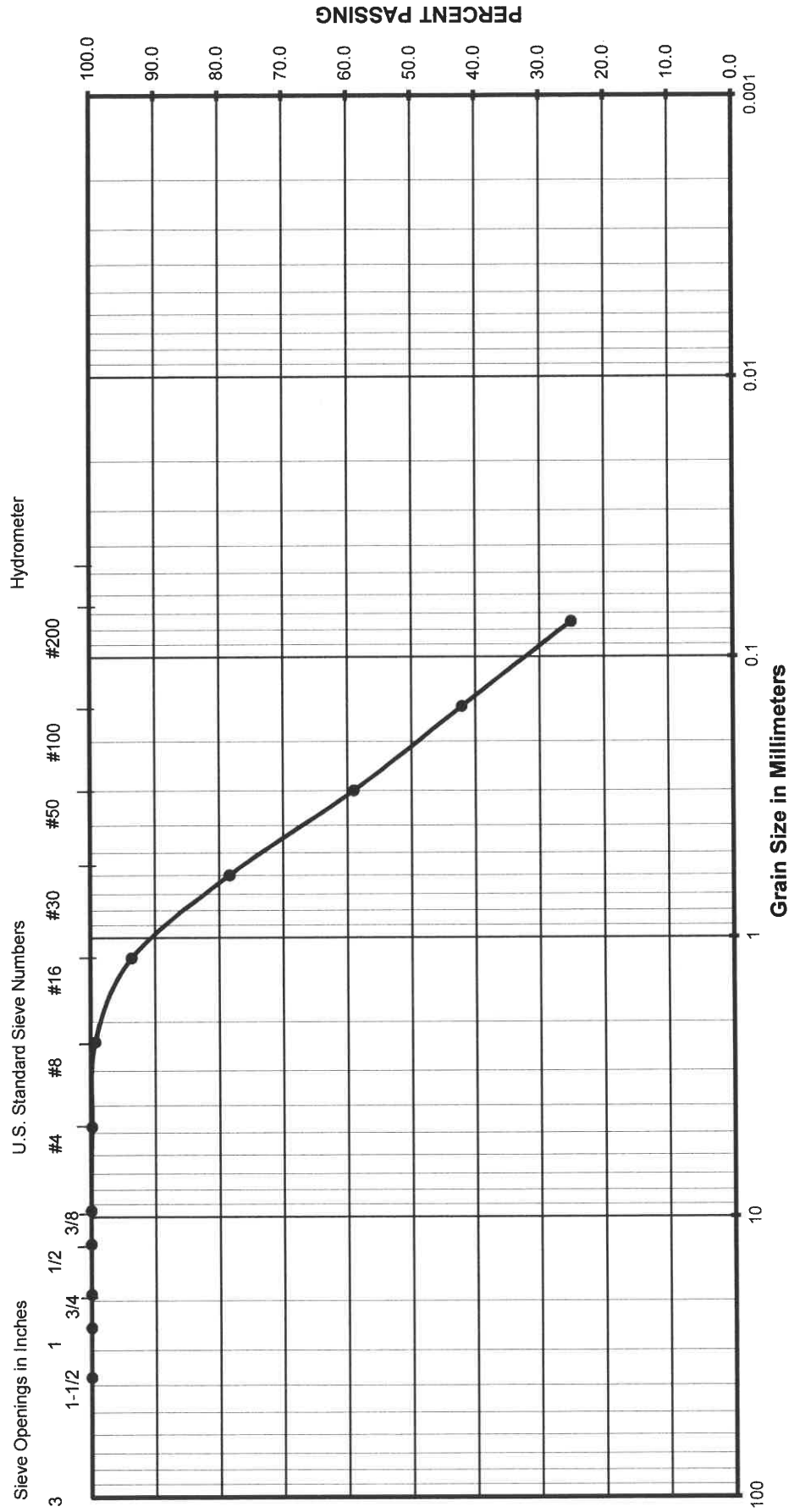


Gravel		Sand			Silt or Clay
		Fine	Coarse	Medium	

(Unified Soils Classification)

Project Name: New Elementary School
 Project Number: 022-17101
 Soil Classification: SM
 Sample Number: B4 @ 2-3'

Grain Size Analysis

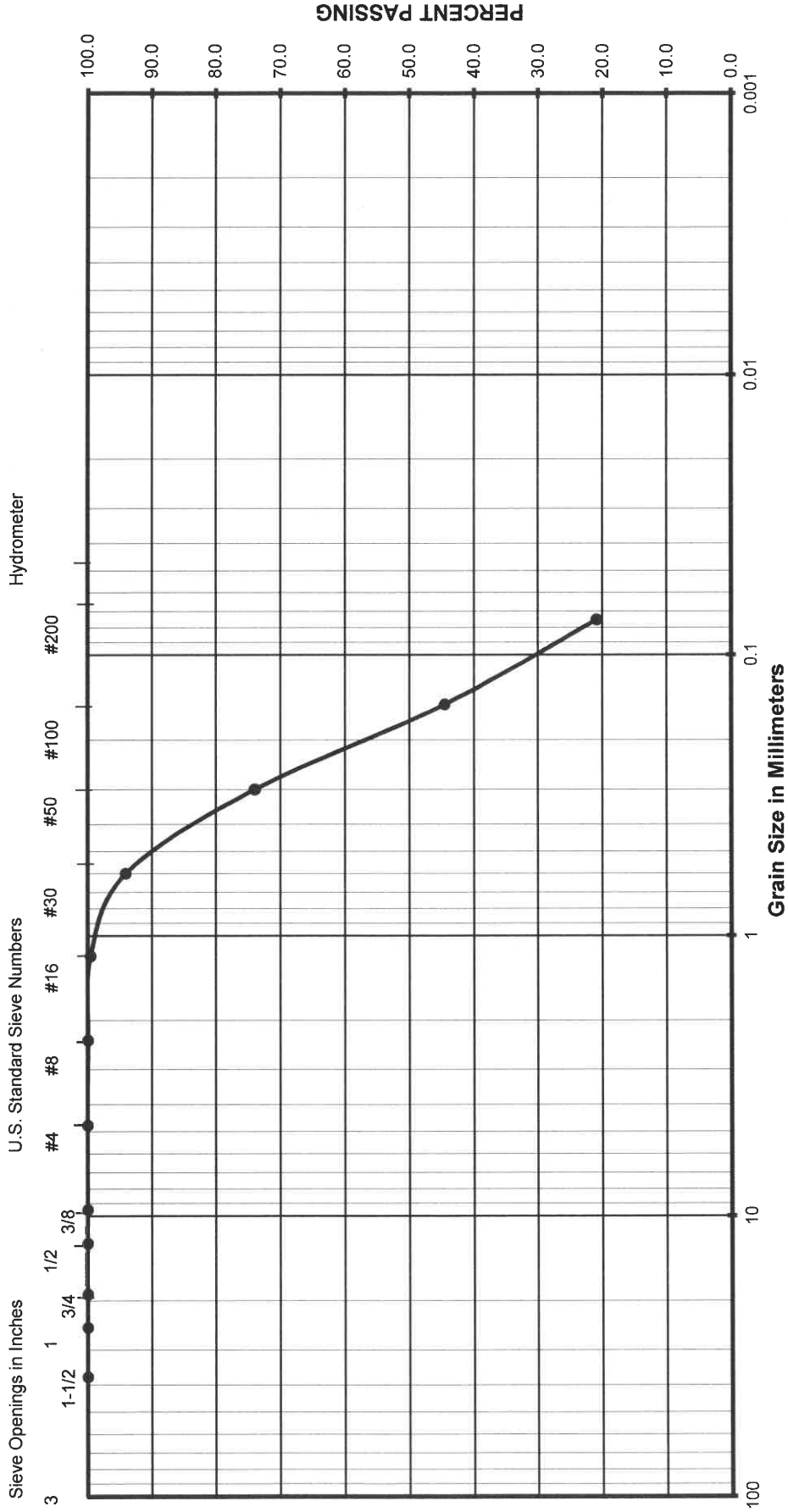


Gravel		Sand			Silt or Clay
		Fine	Coarse	Medium	

(Unified Soils Classification)

Project Name: New Elementary School
 Project Number: 022-17101
 Soil Classification: SM
 Sample Number: B13 @ 2-3'

Grain Size Analysis



Gravel		Sand		Silt or Clay
Coarse	Fine	Coarse	Fine	

(Unified Soils Classification)

Project Name: New Elementary School
 Project Number: 022-17101
 Soil Classification: SM
 Sample Number: B18 @ 2-3'

Plasticity Index of Soils

ASTM D4318/AASHTO T89 T90/CT 204

Project: **New Elementary School**
 Project Number: **022-17101**
 Date Sampled: 10/11/2017
 Sampled By: WA
 Sample Number:
 Sample Location: B15 @ 30-31'
 Sample Description: ML

Date Tested: 10/18/2017
 Tested By: J Mitchell
 Verified By: J Gruszczynski

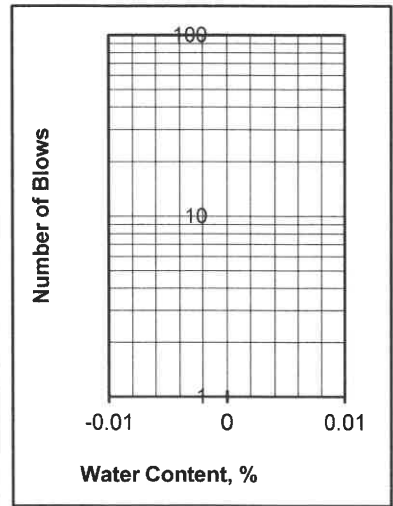
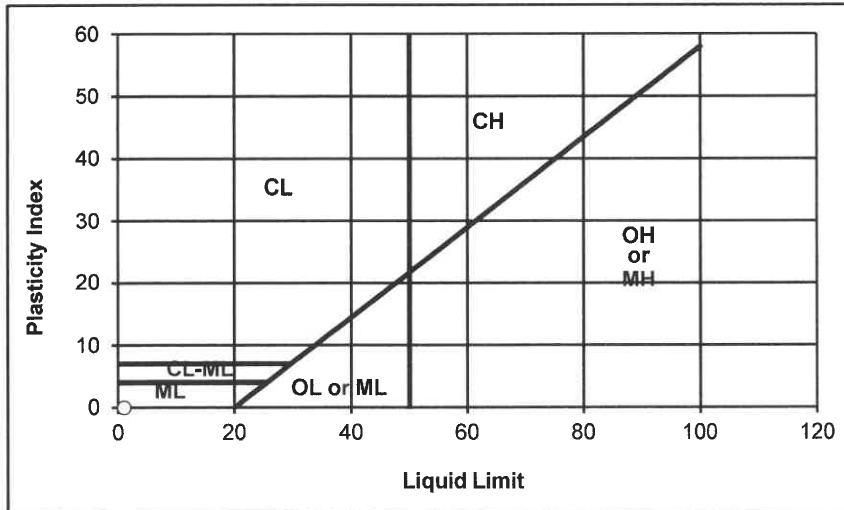
Trial Number	Plastic Limit			Liquid Limit		
	1	2	3	1	2	3
Weight of Wet Soil & Tare (g)						
Weight of Dry Soil & Tare (g)						
Weight of Tare (g)						
Weight of water (g)						
Weight of Dry Soil (g)						
Water Content (% of dry wt.)						
Number of Blows						

Plastic Limit : N/D

Liquid Limit : N/D

Plasticity Index : NON-PLASTIC
Unified Soil Classification : NON-PLASTIC

Requirement:
Approx. % of Material Retained on # 40 Sieve:



Departures from Outlined Procedure:

Unusual Conditions, Other Notes:

Plasticity Index of Soils

ASTM D4318/AASHTO T89 T90/CT 204

Project: **New Elementary School**
 Project Number: **022-17101**
 Date Sampled: 10/11/2017
 Sampled By: WA
 Sample Number:
 Sample Location: B16 @ 20-21'
 Sample Description: SP

Date Tested: 10/18/2017
 Tested By: J Mitchell
 Verified By: J Gruszczynski

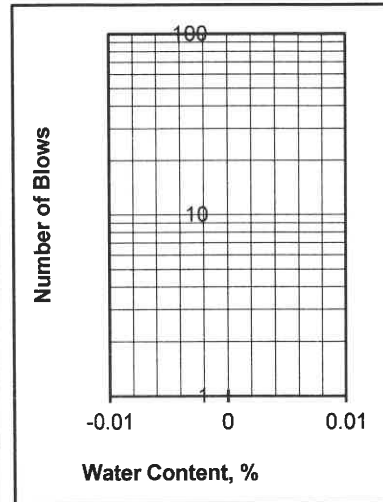
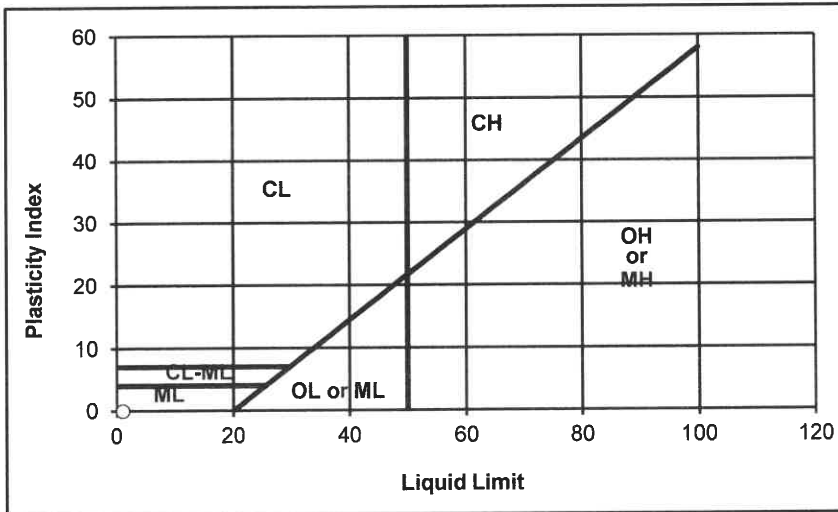
Trial Number	Plastic Limit			Liquid Limit		
	1	2	3	1	2	3
Weight of Wet Soil & Tare (g)						
Weight of Dry Soil & Tare (g)						
Weight of Tare (g)						
Weight of water (g)						
Weight of Dry Soil (g)						
Water Content (% of dry wt.)						
Number of Blows						

Plastic Limit : N/D

Liquid Limit : N/D

Plasticity Index : NON-PLASTIC
Unified Soil Classification : NON-PLASTIC

Requirement:
Approx. % of Material Retained on # 40 Sieve:



Departures from Outlined Procedure:

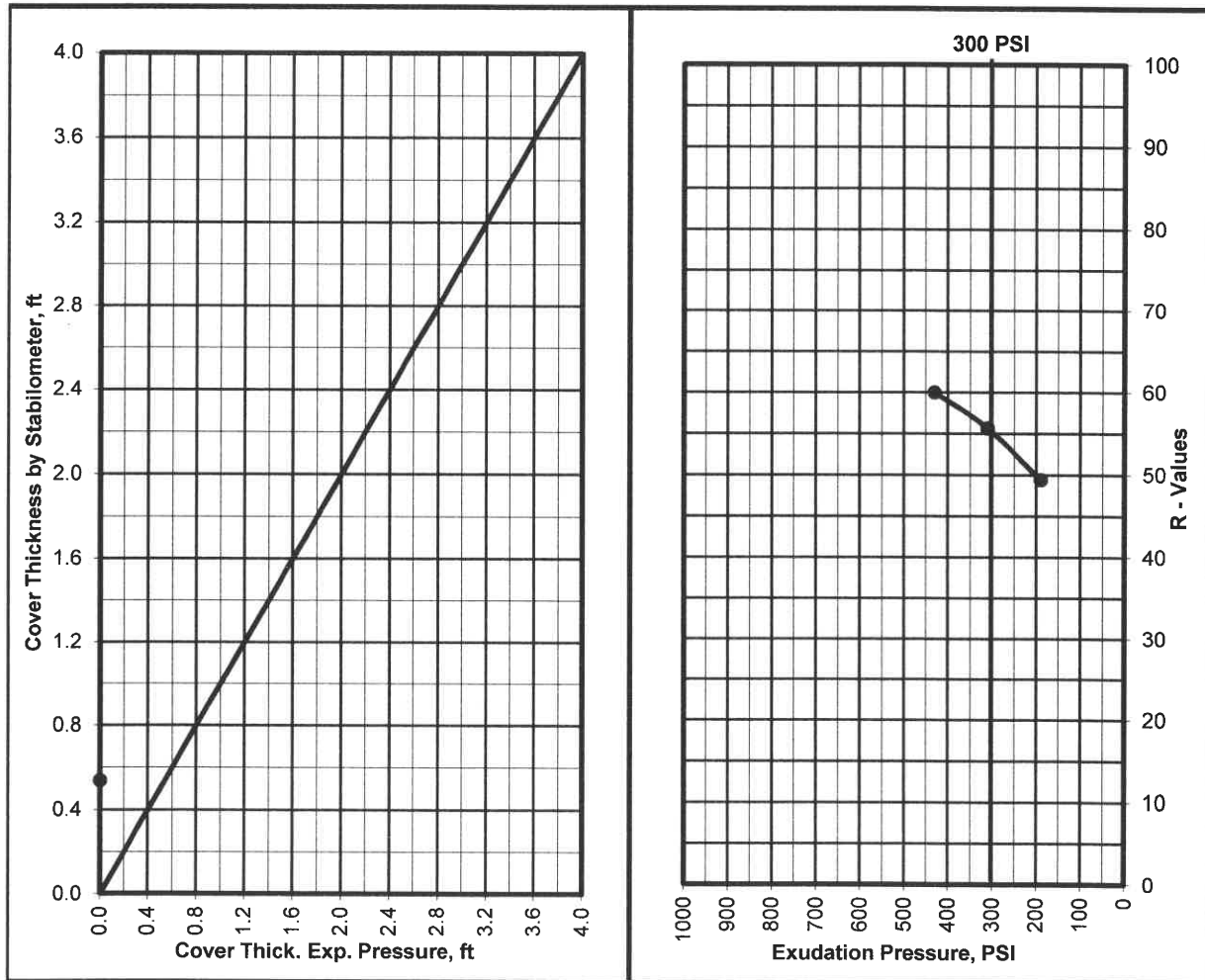
Unusual Conditions, Other Notes:

R - VALUE TEST ASTM D - 2844 / CAL 301

Project Number : 022-17101
 Project Name : New Elementary School
 Date : 10/18/2017
 Sample Location/Curve Number : RV#1
 Soil Classification : SM

TEST	A	B	C
Percent Moisture @ Compaction, %	14.0	13.4	12.9
Dry Density, lbm/cu.ft.	112.1	112.9	113.7
Exudation Pressure, psi	190	310	430
Expansion Pressure, (Dial Reading)	0	0	0
Expansion Pressure, psf	0	0	0
Resistance Value R	49	56	60

R Value at 300 PSI Exudation Pressure	55
R Value by Expansion Pressure (TI =): 5	Expansion Pressure nil



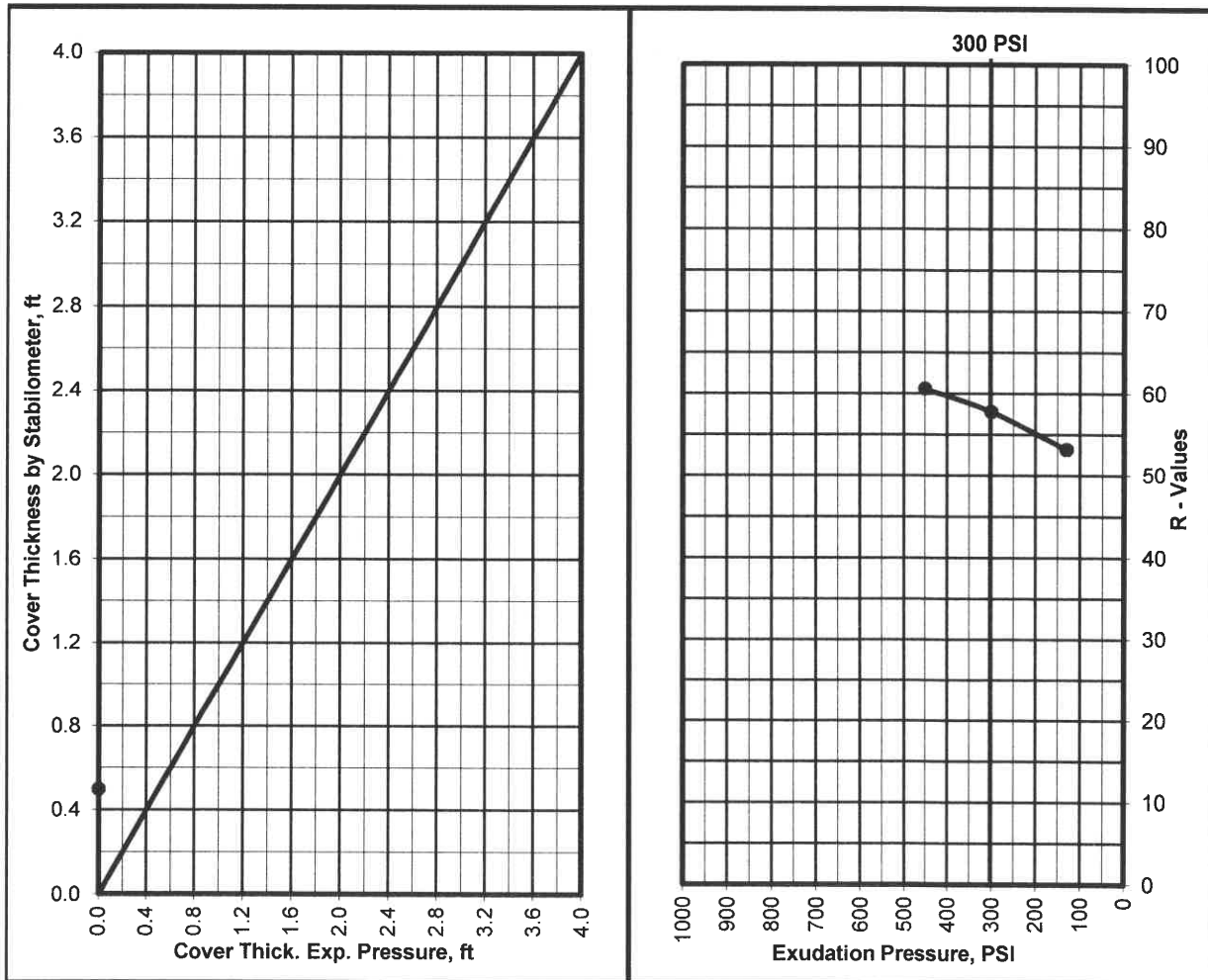
R - VALUE TEST

ASTM D - 2844 / CAL 301

Project Number : 022-17101
 Project Name : New Elementary School
 Date : 10/17/2017
 Sample Location/Curve Number : RV#2
 Soil Classification : SM

TEST	A	B	C
Percent Moisture @ Compaction, %	14.1	13.0	13.6
Dry Density, lbm/cu.ft.	106.2	106.1	106.2
Exudation Pressure, psi	130	450	300
Expansion Pressure, (Dial Reading)	0	0	0
Expansion Pressure, psf	0	0	0
Resistance Value R	53	61	58

R Value at 300 PSI Exudation Pressure	58
R Value by Expansion Pressure (TI =): 5	Expansion Pressure nil



APPENDIX B

EARTHWORK SPECIFICATIONS

GENERAL

When the text of the report conflicts with the general specifications in this appendix, the recommendations in the report have precedence.

SCOPE OF WORK: These specifications and applicable plans pertain to and include all earthwork associated with the site rough grading, including but not limited to the furnishing of all labor, tools, and equipment necessary for site clearing and grubbing, stripping, preparation of foundation materials for receiving fill, excavation, processing, placement and compaction of fill and backfill materials to the lines and grades shown on the project grading plans, and disposal of excess materials.

PERFORMANCE: The Contractor shall be responsible for the satisfactory completion of all earthwork in accordance with the project plans and specifications. This work shall be inspected and tested by a representative of Krazan and Associates, Inc., hereinafter known as the Soils Engineer and/or Testing Agency. Attainment of design grades when achieved shall be certified by the project Civil Engineer. Both the Soils Engineer and the Civil Engineer are the Owner's representatives. If the Contractor should fail to meet the technical or design requirements embodied in this document and on the applicable plans, he shall make the necessary readjustments until all work is deemed satisfactory as determined by both the Soils Engineer and the Civil Engineer. No deviation from these specifications shall be made except upon written approval of the Soils Engineer, Civil Engineer or project Architect.

No earthwork shall be performed without the physical presence or approval of the Soils Engineer. The Contractor shall notify the Soils Engineer at least 2 working days prior to the commencement of any aspect of the site earthwork.

The Contractor agrees that he shall assume sole and complete responsibility for job site conditions during the course of construction of this project, including safety of all persons and property; that this requirement shall apply continuously and not be limited to normal working hours; and that the Contractor shall defend, indemnify and hold the Owner and the Engineers harmless from any and all liability, real or alleged, in connection with the performance of work on this project, except for liability arising from the sole negligence of the Owner or the Engineers.

TECHNICAL REQUIREMENTS: All compacted materials shall be densified to a density not less than 90 percent relative compaction based on ASTM Test Method D1557 or CAL-216, as specified in the technical portion of the Soil Engineer's report. The location and frequency of field density tests shall be as determined by the Soils Engineer. The results of these tests and compliance with these specifications shall be the basis upon which satisfactory completion of work will be judged by the Soils Engineer.

SOILS AND FOUNDATION CONDITIONS: The Contractor is presumed to have visited the site and to have familiarized himself with existing site conditions and the contents of the data presented in the soil report.

The Contractor shall make his own interpretation of the data contained in said report, and the Contractor shall not be relieved of liability under the Contract documents for any loss sustained as a result of any variance between conditions indicated by or deduced from said report and the actual conditions encountered during the progress of the work.

DUST CONTROL: The work includes dust control as required for the alleviation or prevention of any dust nuisance on or about the site or the borrow area, or off-site if caused by the Contractor's operation either during the performance of the earthwork or resulting from the conditions in which the Contractor leaves the site. The Contractor shall assume all liability, including court costs of codefendants, for all claims related to dust or windblown materials attributable to his work.

SITE PREPARATION

Site preparation shall consist of site clearing and grubbing and the preparations of foundation materials for receiving fill.

CLEARING AND GRUBBING: The Contractor shall accept the site in this present condition and shall demolish and/or remove from the area of designated project earthwork all structures, both surface and subsurface, trees, brush, roots, debris, organic matter, and all other matter determined by the Soils Engineer to be deleterious or otherwise unsuitable. Such materials shall become the property of the Contractor and shall be removed from the site.

Tree root systems in proposed building areas should be removed to a minimum depth of 3 feet and to such an extent which would permit removal of all roots larger than 1 inch. Tree roots removed in parking areas may be limited to the upper 1½ feet of the ground surface. Backfill of tree root excavations should not be permitted until all exposed surfaces have been inspected and the Soils Engineer is present for the proper control of backfill placement and compaction. Burning in areas which are to receive fill materials shall not be permitted.

SUBGRADE PREPARATION: Surfaces to receive Engineered Fill, building or slab loads shall be prepared as outlined above, excavated/scarified to a depth of 12 inches, moisture-conditioned as necessary, and compacted to 90 percent relative compaction.

Loose soil areas, areas of uncertified fill, and/or areas of disturbed soils shall be moisture-conditioned as necessary and recompact to 90 percent relative compaction. All ruts, hummocks, or other uneven surface features shall be removed by surface grading prior to placement of any fill materials. All areas which are to receive fill materials shall be approved by the Soils Engineer prior to the placement of any of the fill material.

EXCAVATION: All excavation shall be accomplished to the tolerance normally defined by the Civil Engineer as shown on the project grading plans. All over-excavation below the grades specified shall be backfilled at the Contractor's expense and shall be compacted in accordance with the applicable technical requirements.

FILL AND BACKFILL MATERIAL: No material shall be moved or compacted without the presence of the Soils Engineer. Material from the required site excavation may be utilized for construction site fills provided prior approval is given by the Soils Engineer. All materials utilized for constructing site fills shall be free from vegetation or other deleterious matter as determined by the Soils Engineer.

PLACEMENT, SPREADING AND COMPACTION: The placement and spreading of approved fill materials and the processing and compaction of approved fill and native materials shall be the responsibility of the Contractor. However, compaction of fill materials by flooding, ponding, or jetting shall not be permitted unless specifically approved by local code, as well as the Soils Engineer.

Both cut and fill areas shall be surface-compacted to the satisfaction of the Soils Engineer prior to final acceptance.

SEASONAL LIMITS: No fill material shall be placed, spread, or rolled while it is frozen or thawing or during unfavorable wet weather conditions. When the work is interrupted by heavy rains, fill operations shall not be resumed until the Soils Engineer indicates that the moisture content and density of previously placed fill are as specified.

APPENDIX C

PAVEMENT SPECIFICATIONS

1. DEFINITIONS - The term "pavement" shall include asphaltic concrete surfacing, untreated aggregate base, and aggregate subbase. The term "subgrade" is that portion of the area on which surfacing, base, or subbase is to be placed.

The term "Standard Specifications": hereinafter referred to is the 2010 Standard Specifications of the State of California, Department of Transportation, and the "Materials Manual" is the Materials Manual of Testing and Control Procedures, State of California, Department of Public Works, Division of Highways. The term "relative compaction" refers to the field density expressed as a percentage of the maximum laboratory density as defined in the applicable tests outlined in the Materials Manual.

2. SCOPE OF WORK - This portion of the work shall include all labor, materials, tools, and equipment necessary for, and reasonably incidental to the completion of the pavement shown on the plans and as herein specified, except work specifically noted as "Work Not Included."

3. PREPARATION OF THE SUBGRADE - The Contractor shall prepare the surface of the various subgrades receiving subsequent pavement courses to the lines, grades, and dimensions given on the plans. The upper 12 inches of the soil subgrade beneath the pavement section shall be compacted to a minimum relative compaction of 90 percent. The finished subgrades shall be tested and approved by the Soils Engineer prior to the placement of additional pavement courses.

4. UNTREATED AGGREGATE BASE - The aggregate base material shall be spread and compacted on the prepared subgrade in conformity with the lines, grades, and dimensions shown on the plans. The aggregate base material shall conform to the requirements of Section 26 of the Standard Specifications for Class 2 material, 1½ inches maximum size. The aggregate base material shall be spread and compacted in accordance with Section 26 of the Standard Specifications. The aggregate base material shall be spread in layers not exceeding 6 inches and each layer of aggregate material course shall be tested and approved by the Soils Engineer prior to the placement of successive layers. The aggregate base material shall be compacted to a minimum relative compaction of 95 percent.

5. AGGREGATE SUBBASE - The aggregate subbase shall be spread and compacted on the prepared subgrade in conformity with the lines, grades, and dimensions shown on the plans. The aggregate subbase material shall conform to the requirements of Section 25 of the Standard Specifications for Class 2 material. The aggregate subbase material shall be compacted to a minimum relative compaction of 95 percent, and it shall be spread and compacted in accordance with Section 25 of the Standard Specifications. Each layer of aggregate subbase shall be tested and approved by the Soils Engineer prior to the placement of successive layers.

6. ASPHALTIC CONCRETE SURFACING - Asphaltic concrete surfacing shall consist of a mixture of mineral aggregate and paving grade asphalt, mixed at a central mixing plant and spread and compacted on a prepared base in conformity with the lines, grades and dimensions shown on the plans. The viscosity grade of the asphalt shall be PG 64-10. The mineral aggregate shall be Type B, ½ inch maximum size, medium grading and shall conform to the requirements set forth in Section 39 of the Standard Specifications. The drying, proportioning and mixing of the materials shall conform to Section 39.

The prime coat, spreading and compacting equipment and spreading and compacting mixture shall conform to the applicable chapters of Section 39, with the exception that no surface course shall be placed when the atmospheric temperature is below 50° F. The surfacing shall be rolled with a combination of steel wheel and pneumatic rollers, as described in Section 39-6. The surface course shall be placed with an approved self-propelled mechanical spreading and finishing machine.

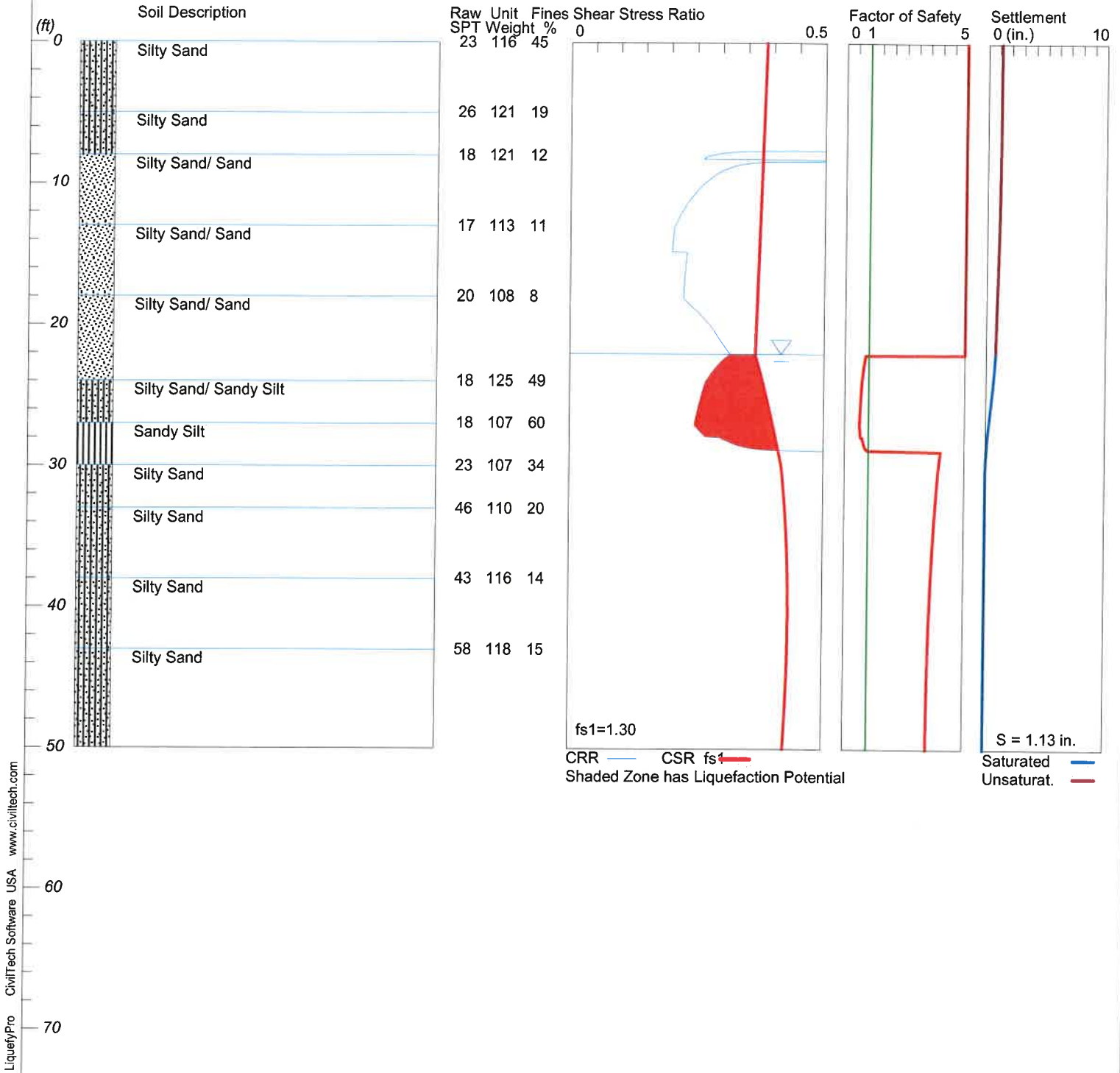
7. FOG SEAL COAT - The fog seal (mixing type asphaltic emulsion) shall conform to and be applied in accordance with the requirements of Section 37.

LIQUEFACTION ANALYSIS

New Elementary School - Bakersfield

Hole No.=B10 Water Depth=22 ft

Magnitude=8.1
Acceleration=0.456g



LiquefyPro CivilTech Software USA www.civiltech.com

LIQUEFACTION ANALYSIS SUMMARY
Copyright by CivilTech Software
www.civiltechsoftware.com

Licensed to Krazan, 10/30/2017 10:01:13 AM

Input File Name: C:\Liquefy5\02216011B10-2017.liq
Title: New Elementary School - Bakersfield
Subtitle: Boring B10
Surface Elev.=
Hole No.=B10
Depth of Hole= 50.00 ft
Water Table during Earthquake= 22.00 ft
Water Table during In-Situ Testing= 50.00 ft
Max. Acceleration= 0.46 g
Earthquake Magnitude= 8.10

Input Data:

Surface Elev.=
Hole No.=B10
Depth of Hole=50.00 ft
Water Table during Earthquake= 22.00 ft
Water Table during In-Situ Testing= 50.00 ft
Max. Acceleration=0.46 g
Earthquake Magnitude=8.10
No-Liquefiable Soils: Based on Analysis

1. SPT or BPT Calculation.
2. Settlement Analysis Method: Tokimatsu/Seed
3. Fines Correction for Liquefaction: Idriss/Seed
4. Fine Correction for Settlement: During Liquefaction*
5. Settlement Calculation in: All zones*
6. Hammer Energy Ratio,
7. Borehole Diameter,
8. Sampling Method,
9. User request factor of safety (apply to CSR) , User= 1.3
Plot one CSR curve (fs1=User)
10. Use Curve Smoothing: Yes*

Ce = 1.25
Cb= 1
Cs= 1

* Recommended Options

In-Situ Test Data:

Depth ft	SPT pcf	gamma pcf	Fines %
0.00	23.00	116.00	45.00
5.00	26.00	121.00	19.00
8.00	18.00	121.00	12.00
13.00	17.00	113.00	11.00
18.00	20.00	108.00	8.00
24.00	18.00	125.00	49.00
27.00	18.00	107.00	60.00
30.00	23.00	107.00	34.00
33.00	46.00	110.00	20.00
38.00	43.00	116.00	14.00
43.00	58.00	118.00	15.00
50.00	58.00	118.00	15.00

Output Results:

Settlement of Saturated Sands=0.80 in.
Settlement of Unsaturated Sands=0.33 in.
Total Settlement of Saturated and Unsaturated Sands=1.13 in.
Differential Settlement=0.564 to 0.745 in.

Depth ft	CRRm	CSRfs	F.S.	S_sat. in.	S_dry in.	S_all in.
0.00	1.64	0.39	5.00	0.80	0.33	1.13
0.05	1.64	0.39	5.00	0.80	0.33	1.13
0.10	1.64	0.39	5.00	0.80	0.33	1.13
0.15	1.64	0.39	5.00	0.80	0.33	1.13
0.20	1.64	0.39	5.00	0.80	0.33	1.13
0.25	1.64	0.39	5.00	0.80	0.33	1.13
0.30	1.64	0.39	5.00	0.80	0.33	1.13
0.35	1.64	0.39	5.00	0.80	0.33	1.13
0.40	1.64	0.38	5.00	0.80	0.33	1.13
0.45	1.64	0.38	5.00	0.80	0.33	1.13
0.50	1.64	0.38	5.00	0.80	0.33	1.13
0.55	1.64	0.38	5.00	0.80	0.33	1.13
0.60	1.64	0.38	5.00	0.80	0.33	1.13
0.65	1.64	0.38	5.00	0.80	0.33	1.13
0.70	1.64	0.38	5.00	0.80	0.33	1.13
0.75	1.64	0.38	5.00	0.80	0.33	1.13
0.80	1.64	0.38	5.00	0.80	0.33	1.13
0.85	1.64	0.38	5.00	0.80	0.33	1.13
0.90	1.64	0.38	5.00	0.80	0.33	1.13
0.95	1.64	0.38	5.00	0.80	0.33	1.13
1.00	1.64	0.38	5.00	0.80	0.33	1.13
1.05	1.64	0.38	5.00	0.80	0.33	1.13
1.10	1.64	0.38	5.00	0.80	0.33	1.13
1.15	1.64	0.38	5.00	0.80	0.33	1.13
1.20	1.64	0.38	5.00	0.80	0.33	1.13
1.25	1.64	0.38	5.00	0.80	0.33	1.13
1.30	1.64	0.38	5.00	0.80	0.33	1.13
1.35	1.64	0.38	5.00	0.80	0.33	1.13
1.40	1.64	0.38	5.00	0.80	0.33	1.13
1.45	1.64	0.38	5.00	0.80	0.33	1.13
1.50	1.64	0.38	5.00	0.80	0.33	1.13
1.55	1.64	0.38	5.00	0.80	0.33	1.13
1.60	1.64	0.38	5.00	0.80	0.33	1.13
1.65	1.64	0.38	5.00	0.80	0.33	1.13
1.70	1.64	0.38	5.00	0.80	0.33	1.13
1.75	1.64	0.38	5.00	0.80	0.33	1.13
1.80	1.64	0.38	5.00	0.80	0.33	1.13
1.85	1.64	0.38	5.00	0.80	0.33	1.13
1.90	1.64	0.38	5.00	0.80	0.33	1.13
1.95	1.64	0.38	5.00	0.80	0.33	1.13
2.00	1.64	0.38	5.00	0.80	0.33	1.13
2.05	1.64	0.38	5.00	0.80	0.33	1.13
2.10	1.64	0.38	5.00	0.80	0.33	1.13
2.15	1.64	0.38	5.00	0.80	0.33	1.13
2.20	1.64	0.38	5.00	0.80	0.33	1.13
2.25	1.64	0.38	5.00	0.80	0.33	1.13
2.30	1.64	0.38	5.00	0.80	0.33	1.13
2.35	1.64	0.38	5.00	0.80	0.33	1.13
2.40	1.64	0.38	5.00	0.80	0.33	1.13
2.45	1.64	0.38	5.00	0.80	0.33	1.13
2.50	1.64	0.38	5.00	0.80	0.33	1.13
2.55	1.64	0.38	5.00	0.80	0.33	1.13
2.60	1.64	0.38	5.00	0.80	0.33	1.13
2.65	1.64	0.38	5.00	0.80	0.33	1.13
2.70	1.64	0.38	5.00	0.80	0.33	1.13
2.75	1.64	0.38	5.00	0.80	0.33	1.13
2.80	1.64	0.38	5.00	0.80	0.33	1.13
2.85	1.64	0.38	5.00	0.80	0.33	1.13
2.90	1.64	0.38	5.00	0.80	0.33	1.13

6.10	1.64	0.38	5.00	0.80	0.32	1.12
6.15	1.64	0.38	5.00	0.80	0.32	1.12
6.20	1.64	0.38	5.00	0.80	0.32	1.12
6.25	1.64	0.38	5.00	0.80	0.32	1.12
6.30	1.64	0.38	5.00	0.80	0.32	1.12
6.35	1.64	0.38	5.00	0.80	0.32	1.12
6.40	1.64	0.38	5.00	0.80	0.32	1.12
6.45	1.64	0.38	5.00	0.80	0.32	1.12
6.50	1.64	0.38	5.00	0.80	0.32	1.12
6.55	1.64	0.38	5.00	0.80	0.32	1.12
6.60	1.64	0.38	5.00	0.80	0.32	1.12
6.65	1.64	0.38	5.00	0.80	0.32	1.12
6.70	1.64	0.38	5.00	0.80	0.32	1.12
6.75	1.64	0.38	5.00	0.80	0.32	1.12
6.80	1.64	0.38	5.00	0.80	0.32	1.12
6.85	1.64	0.38	5.00	0.80	0.32	1.12
6.90	1.64	0.38	5.00	0.80	0.32	1.11
6.95	1.64	0.38	5.00	0.80	0.32	1.11
7.00	1.64	0.38	5.00	0.80	0.32	1.11
7.05	1.64	0.38	5.00	0.80	0.32	1.11
7.10	1.64	0.38	5.00	0.80	0.32	1.11
7.15	1.64	0.38	5.00	0.80	0.32	1.11
7.20	1.64	0.38	5.00	0.80	0.32	1.11
7.25	1.64	0.38	5.00	0.80	0.32	1.11
7.30	1.64	0.38	5.00	0.80	0.32	1.11
7.35	1.64	0.38	5.00	0.80	0.32	1.11
7.40	1.64	0.38	5.00	0.80	0.32	1.11
7.45	1.64	0.38	5.00	0.80	0.32	1.11
7.50	1.64	0.38	5.00	0.80	0.32	1.11
7.55	1.64	0.38	5.00	0.80	0.32	1.11
7.60	1.64	0.38	5.00	0.80	0.31	1.11
7.65	0.35	0.38	5.00	0.80	0.31	1.11
7.70	0.33	0.38	5.00	0.80	0.31	1.11
7.75	0.31	0.38	5.00	0.80	0.31	1.11
7.80	0.30	0.38	5.00	0.80	0.31	1.11
7.85	0.29	0.38	5.00	0.80	0.31	1.11
7.90	0.28	0.38	5.00	0.80	0.31	1.11
7.95	0.28	0.38	5.00	0.80	0.31	1.11
8.00	0.27	0.38	5.00	0.80	0.31	1.11
8.05	0.27	0.38	5.00	0.80	0.31	1.11
8.10	0.27	0.38	5.00	0.80	0.31	1.11
8.15	0.27	0.38	5.00	0.80	0.31	1.11
8.20	0.26	0.38	5.00	0.80	0.31	1.11
8.25	1.64	0.38	5.00	0.80	0.31	1.10
8.30	1.64	0.38	5.00	0.80	0.31	1.10
8.35	1.64	0.38	5.00	0.80	0.31	1.10
8.40	0.38	0.38	5.00	0.80	0.31	1.10
8.45	0.36	0.38	5.00	0.80	0.31	1.10
8.50	0.35	0.38	5.00	0.80	0.31	1.10
8.55	0.34	0.38	5.00	0.80	0.31	1.10
8.60	0.34	0.38	5.00	0.80	0.31	1.10
8.65	0.33	0.38	5.00	0.80	0.31	1.10
8.70	0.32	0.38	5.00	0.80	0.30	1.10
8.75	0.32	0.38	5.00	0.80	0.30	1.10
8.80	0.32	0.38	5.00	0.80	0.30	1.10
8.85	0.31	0.38	5.00	0.80	0.30	1.10
8.90	0.31	0.38	5.00	0.80	0.30	1.10
8.95	0.31	0.38	5.00	0.80	0.30	1.10
9.00	0.30	0.38	5.00	0.80	0.30	1.10
9.05	0.30	0.38	5.00	0.80	0.30	1.10
9.10	0.30	0.38	5.00	0.80	0.30	1.10
9.15	0.29	0.38	5.00	0.80	0.30	1.10
9.20	0.29	0.38	5.00	0.80	0.30	1.10

9.25	0.29	0.38	5.00	0.80	0.30	1.09
9.30	0.29	0.38	5.00	0.80	0.30	1.09
9.35	0.29	0.38	5.00	0.80	0.30	1.09
9.40	0.28	0.38	5.00	0.80	0.30	1.09
9.45	0.28	0.38	5.00	0.80	0.30	1.09
9.50	0.28	0.38	5.00	0.80	0.30	1.09
9.55	0.28	0.38	5.00	0.80	0.29	1.09
9.60	0.28	0.38	5.00	0.80	0.29	1.09
9.65	0.27	0.38	5.00	0.80	0.29	1.09
9.70	0.27	0.38	5.00	0.80	0.29	1.09
9.75	0.27	0.38	5.00	0.80	0.29	1.09
9.80	0.27	0.38	5.00	0.80	0.29	1.09
9.85	0.27	0.38	5.00	0.80	0.29	1.09
9.90	0.27	0.38	5.00	0.80	0.29	1.09
9.95	0.26	0.38	5.00	0.80	0.29	1.09
10.00	0.26	0.38	5.00	0.80	0.29	1.09
10.05	0.26	0.38	5.00	0.80	0.29	1.09
10.10	0.26	0.38	5.00	0.80	0.29	1.08
10.15	0.26	0.38	5.00	0.80	0.29	1.08
10.20	0.26	0.38	5.00	0.80	0.29	1.08
10.25	0.26	0.38	5.00	0.80	0.29	1.08
10.30	0.25	0.38	5.00	0.80	0.29	1.08
10.35	0.25	0.38	5.00	0.80	0.29	1.08
10.40	0.25	0.38	5.00	0.80	0.29	1.08
10.45	0.25	0.38	5.00	0.80	0.28	1.08
10.50	0.25	0.38	5.00	0.80	0.28	1.08
10.55	0.25	0.38	5.00	0.80	0.28	1.08
10.60	0.25	0.38	5.00	0.80	0.28	1.08
10.65	0.25	0.38	5.00	0.80	0.28	1.08
10.70	0.25	0.38	5.00	0.80	0.28	1.08
10.75	0.24	0.38	5.00	0.80	0.28	1.08
10.80	0.24	0.38	5.00	0.80	0.28	1.08
10.85	0.24	0.38	5.00	0.80	0.28	1.08
10.90	0.24	0.38	5.00	0.80	0.28	1.07
10.95	0.24	0.38	5.00	0.80	0.28	1.07
11.00	0.24	0.38	5.00	0.80	0.28	1.07
11.05	0.24	0.38	5.00	0.80	0.28	1.07
11.10	0.24	0.38	5.00	0.80	0.28	1.07
11.15	0.24	0.38	5.00	0.80	0.28	1.07
11.20	0.23	0.38	5.00	0.80	0.27	1.07
11.25	0.23	0.38	5.00	0.80	0.27	1.07
11.30	0.23	0.38	5.00	0.80	0.27	1.07
11.35	0.23	0.38	5.00	0.80	0.27	1.07
11.40	0.23	0.38	5.00	0.80	0.27	1.07
11.45	0.23	0.38	5.00	0.80	0.27	1.07
11.50	0.23	0.37	5.00	0.80	0.27	1.07
11.55	0.23	0.37	5.00	0.80	0.27	1.07
11.60	0.23	0.37	5.00	0.80	0.27	1.06
11.65	0.23	0.37	5.00	0.80	0.27	1.06
11.70	0.23	0.37	5.00	0.80	0.27	1.06
11.75	0.23	0.37	5.00	0.80	0.27	1.06
11.80	0.22	0.37	5.00	0.80	0.27	1.06
11.85	0.22	0.37	5.00	0.80	0.26	1.06
11.90	0.22	0.37	5.00	0.80	0.26	1.06
11.95	0.22	0.37	5.00	0.80	0.26	1.06
12.00	0.22	0.37	5.00	0.80	0.26	1.06
12.05	0.22	0.37	5.00	0.80	0.26	1.06
12.10	0.22	0.37	5.00	0.80	0.26	1.06
12.15	0.22	0.37	5.00	0.80	0.26	1.05
12.20	0.22	0.37	5.00	0.80	0.26	1.05
12.25	0.22	0.37	5.00	0.80	0.26	1.05
12.30	0.22	0.37	5.00	0.80	0.26	1.05
12.35	0.22	0.37	5.00	0.80	0.26	1.05

12.40	0.22	0.37	5.00	0.80	0.25	1.05
12.45	0.21	0.37	5.00	0.80	0.25	1.05
12.50	0.21	0.37	5.00	0.80	0.25	1.05
12.55	0.21	0.37	5.00	0.80	0.25	1.05
12.60	0.21	0.37	5.00	0.80	0.25	1.05
12.65	0.21	0.37	5.00	0.80	0.25	1.05
12.70	0.21	0.37	5.00	0.80	0.25	1.04
12.75	0.21	0.37	5.00	0.80	0.25	1.04
12.80	0.21	0.37	5.00	0.80	0.25	1.04
12.85	0.21	0.37	5.00	0.80	0.24	1.04
12.90	0.21	0.37	5.00	0.80	0.24	1.04
12.95	0.21	0.37	5.00	0.80	0.24	1.04
13.00	0.21	0.37	5.00	0.80	0.24	1.04
13.05	0.21	0.37	5.00	0.80	0.24	1.04
13.10	0.21	0.37	5.00	0.80	0.24	1.04
13.15	0.21	0.37	5.00	0.80	0.24	1.03
13.20	0.21	0.37	5.00	0.80	0.24	1.03
13.25	0.21	0.37	5.00	0.80	0.24	1.03
13.30	0.21	0.37	5.00	0.80	0.23	1.03
13.35	0.21	0.37	5.00	0.80	0.23	1.03
13.40	0.21	0.37	5.00	0.80	0.23	1.03
13.45	0.21	0.37	5.00	0.80	0.23	1.03
13.50	0.21	0.37	5.00	0.80	0.23	1.03
13.55	0.21	0.37	5.00	0.80	0.23	1.02
13.60	0.21	0.37	5.00	0.80	0.23	1.02
13.65	0.21	0.37	5.00	0.80	0.23	1.02
13.70	0.20	0.37	5.00	0.80	0.22	1.02
13.75	0.20	0.37	5.00	0.80	0.22	1.02
13.80	0.20	0.37	5.00	0.80	0.22	1.02
13.85	0.20	0.37	5.00	0.80	0.22	1.02
13.90	0.20	0.37	5.00	0.80	0.22	1.02
13.95	0.20	0.37	5.00	0.80	0.22	1.01
14.00	0.20	0.37	5.00	0.80	0.22	1.01
14.05	0.20	0.37	5.00	0.80	0.22	1.01
14.10	0.20	0.37	5.00	0.80	0.21	1.01
14.15	0.20	0.37	5.00	0.80	0.21	1.01
14.20	0.20	0.37	5.00	0.80	0.21	1.01
14.25	0.20	0.37	5.00	0.80	0.21	1.01
14.30	0.20	0.37	5.00	0.80	0.21	1.00
14.35	0.20	0.37	5.00	0.80	0.21	1.00
14.40	0.20	0.37	5.00	0.80	0.21	1.00
14.45	0.20	0.37	5.00	0.80	0.20	1.00
14.50	0.20	0.37	5.00	0.80	0.20	1.00
14.55	0.20	0.37	5.00	0.80	0.20	1.00
14.60	0.20	0.37	5.00	0.80	0.20	1.00
14.65	0.20	0.37	5.00	0.80	0.20	0.99
14.70	0.20	0.37	5.00	0.80	0.20	0.99
14.75	0.20	0.37	5.00	0.80	0.20	0.99
14.80	0.23	0.37	5.00	0.80	0.19	0.99
14.85	0.23	0.37	5.00	0.80	0.19	0.99
14.90	0.23	0.37	5.00	0.80	0.19	0.99
14.95	0.23	0.37	5.00	0.80	0.19	0.99
15.00	0.23	0.37	5.00	0.80	0.19	0.99
15.05	0.23	0.37	5.00	0.80	0.19	0.98
15.10	0.23	0.37	5.00	0.80	0.19	0.98
15.15	0.23	0.37	5.00	0.80	0.19	0.98
15.20	0.23	0.37	5.00	0.80	0.18	0.98
15.25	0.23	0.37	5.00	0.80	0.18	0.98
15.30	0.23	0.37	5.00	0.80	0.18	0.98
15.35	0.23	0.37	5.00	0.80	0.18	0.98
15.40	0.23	0.37	5.00	0.80	0.18	0.98
15.45	0.23	0.37	5.00	0.80	0.18	0.97
15.50	0.23	0.37	5.00	0.80	0.18	0.97

15.55	0.23	0.37	5.00	0.80	0.18	0.97
15.60	0.23	0.37	5.00	0.80	0.18	0.97
15.65	0.23	0.37	5.00	0.80	0.17	0.97
15.70	0.23	0.37	5.00	0.80	0.17	0.97
15.75	0.23	0.37	5.00	0.80	0.17	0.97
15.80	0.23	0.37	5.00	0.80	0.17	0.97
15.85	0.23	0.37	5.00	0.80	0.17	0.96
15.90	0.23	0.37	5.00	0.80	0.17	0.96
15.95	0.23	0.37	5.00	0.80	0.17	0.96
16.00	0.23	0.37	5.00	0.80	0.16	0.96
16.05	0.23	0.37	5.00	0.80	0.16	0.96
16.10	0.23	0.37	5.00	0.80	0.16	0.96
16.15	0.23	0.37	5.00	0.80	0.16	0.96
16.20	0.23	0.37	5.00	0.80	0.16	0.96
16.25	0.23	0.37	5.00	0.80	0.16	0.95
16.30	0.23	0.37	5.00	0.80	0.16	0.95
16.35	0.23	0.37	5.00	0.80	0.16	0.95
16.40	0.23	0.37	5.00	0.80	0.15	0.95
16.45	0.23	0.37	5.00	0.80	0.15	0.95
16.50	0.23	0.37	5.00	0.80	0.15	0.95
16.55	0.23	0.37	5.00	0.80	0.15	0.95
16.60	0.23	0.37	5.00	0.80	0.15	0.94
16.65	0.23	0.37	5.00	0.80	0.15	0.94
16.70	0.23	0.37	5.00	0.80	0.15	0.94
16.75	0.23	0.37	5.00	0.80	0.14	0.94
16.80	0.23	0.37	5.00	0.80	0.14	0.94
16.85	0.23	0.37	5.00	0.80	0.14	0.94
16.90	0.23	0.37	5.00	0.80	0.14	0.94
16.95	0.23	0.37	5.00	0.80	0.14	0.93
17.00	0.23	0.37	5.00	0.80	0.14	0.93
17.05	0.23	0.37	5.00	0.80	0.14	0.93
17.10	0.23	0.37	5.00	0.80	0.13	0.93
17.15	0.23	0.37	5.00	0.80	0.13	0.93
17.20	0.23	0.37	5.00	0.80	0.13	0.93
17.25	0.23	0.37	5.00	0.80	0.13	0.93
17.30	0.23	0.37	5.00	0.80	0.13	0.92
17.35	0.23	0.37	5.00	0.80	0.13	0.92
17.40	0.23	0.37	5.00	0.80	0.12	0.92
17.45	0.23	0.37	5.00	0.80	0.12	0.92
17.50	0.23	0.37	5.00	0.80	0.12	0.92
17.55	0.23	0.37	5.00	0.80	0.12	0.92
17.60	0.23	0.37	5.00	0.80	0.12	0.91
17.65	0.23	0.37	5.00	0.80	0.12	0.91
17.70	0.23	0.37	5.00	0.80	0.12	0.91
17.75	0.23	0.37	5.00	0.80	0.11	0.91
17.80	0.23	0.37	5.00	0.80	0.11	0.91
17.85	0.23	0.37	5.00	0.80	0.11	0.91
17.90	0.23	0.37	5.00	0.80	0.11	0.90
17.95	0.23	0.37	5.00	0.80	0.11	0.90
18.00	0.23	0.37	5.00	0.80	0.11	0.90
18.05	0.23	0.37	5.00	0.80	0.10	0.90
18.10	0.23	0.37	5.00	0.80	0.10	0.90
18.15	0.23	0.37	5.00	0.80	0.10	0.90
18.20	0.23	0.37	5.00	0.80	0.10	0.90
18.25	0.23	0.37	5.00	0.80	0.10	0.89
18.30	0.23	0.37	5.00	0.80	0.10	0.89
18.35	0.23	0.37	5.00	0.80	0.09	0.89
18.40	0.23	0.37	5.00	0.80	0.09	0.89
18.45	0.24	0.37	5.00	0.80	0.09	0.89
18.50	0.24	0.37	5.00	0.80	0.09	0.89
18.55	0.24	0.37	5.00	0.80	0.09	0.88
18.60	0.24	0.37	5.00	0.80	0.09	0.88
18.65	0.24	0.37	5.00	0.80	0.08	0.88

18.70	0.24	0.37	5.00	0.80	0.08	0.88
18.75	0.25	0.37	5.00	0.80	0.08	0.88
18.80	0.25	0.37	5.00	0.80	0.08	0.88
18.85	0.25	0.37	5.00	0.80	0.08	0.87
18.90	0.25	0.37	5.00	0.80	0.08	0.87
18.95	0.25	0.37	5.00	0.80	0.08	0.87
19.00	0.25	0.37	5.00	0.80	0.07	0.87
19.05	0.25	0.37	5.00	0.80	0.07	0.87
19.10	0.26	0.37	5.00	0.80	0.07	0.87
19.15	0.26	0.37	5.00	0.80	0.07	0.87
19.20	0.26	0.37	5.00	0.80	0.07	0.86
19.25	0.26	0.37	5.00	0.80	0.07	0.86
19.30	0.26	0.37	5.00	0.80	0.07	0.86
19.35	0.26	0.37	5.00	0.80	0.06	0.86
19.40	0.26	0.37	5.00	0.80	0.06	0.86
19.45	0.26	0.37	5.00	0.80	0.06	0.86
19.50	0.27	0.37	5.00	0.80	0.06	0.86
19.55	0.27	0.37	5.00	0.80	0.06	0.85
19.60	0.27	0.37	5.00	0.80	0.06	0.85
19.65	0.27	0.37	5.00	0.80	0.06	0.85
19.70	0.27	0.37	5.00	0.80	0.05	0.85
19.75	0.27	0.37	5.00	0.80	0.05	0.85
19.80	0.27	0.37	5.00	0.80	0.05	0.85
19.85	0.27	0.37	5.00	0.80	0.05	0.85
19.90	0.28	0.37	5.00	0.80	0.05	0.84
19.95	0.28	0.37	5.00	0.80	0.05	0.84
20.00	0.28	0.37	5.00	0.80	0.05	0.84
20.05	0.28	0.37	5.00	0.80	0.04	0.84
20.10	0.28	0.37	5.00	0.80	0.04	0.84
20.15	0.28	0.37	5.00	0.80	0.04	0.84
20.20	0.28	0.37	5.00	0.80	0.04	0.84
20.25	0.28	0.37	5.00	0.80	0.04	0.83
20.30	0.28	0.37	5.00	0.80	0.04	0.83
20.35	0.28	0.37	5.00	0.80	0.04	0.83
20.40	0.29	0.37	5.00	0.80	0.03	0.83
20.45	0.29	0.37	5.00	0.80	0.03	0.83
20.50	0.29	0.37	5.00	0.80	0.03	0.83
20.55	0.29	0.37	5.00	0.80	0.03	0.83
20.60	0.29	0.37	5.00	0.80	0.03	0.82
20.65	0.29	0.37	5.00	0.80	0.03	0.82
20.70	0.29	0.37	5.00	0.80	0.03	0.82
20.75	0.29	0.37	5.00	0.80	0.02	0.82
20.80	0.29	0.37	5.00	0.80	0.02	0.82
20.85	0.29	0.37	5.00	0.80	0.02	0.82
20.90	0.30	0.37	5.00	0.80	0.02	0.82
20.95	0.30	0.37	5.00	0.80	0.02	0.81
21.00	0.30	0.37	5.00	0.80	0.02	0.81
21.05	0.30	0.37	5.00	0.80	0.02	0.81
21.10	0.30	0.37	5.00	0.80	0.01	0.81
21.15	0.30	0.37	5.00	0.80	0.01	0.81
21.20	0.30	0.37	5.00	0.80	0.01	0.81
21.25	0.30	0.37	5.00	0.80	0.01	0.81
21.30	0.30	0.37	5.00	0.80	0.01	0.81
21.35	0.30	0.37	5.00	0.80	0.01	0.81
21.40	0.30	0.37	5.00	0.80	0.01	0.81
21.45	0.31	0.37	5.00	0.80	0.01	0.80
21.50	0.31	0.37	5.00	0.80	0.01	0.80
21.55	0.31	0.37	5.00	0.80	0.01	0.80
21.60	0.31	0.37	5.00	0.80	0.01	0.80
21.65	0.31	0.37	5.00	0.80	0.01	0.80
21.70	0.31	0.37	5.00	0.80	0.01	0.80
21.75	0.31	0.37	5.00	0.80	0.00	0.80
21.80	0.31	0.37	5.00	0.80	0.00	0.80

21.85	0.31	0.37	5.00	0.80	0.00	0.80
21.90	0.31	0.37	5.00	0.80	0.00	0.80
21.95	0.32	0.37	5.00	0.80	0.00	0.80
22.00	0.32	0.37	5.00	0.80	0.00	0.80
22.05	0.31	0.37	0.86*	0.80	0.00	0.80
22.10	0.31	0.37	0.85*	0.79	0.00	0.79
22.15	0.31	0.37	0.85*	0.79	0.00	0.79
22.20	0.31	0.37	0.84*	0.79	0.00	0.79
22.25	0.31	0.37	0.84*	0.78	0.00	0.78
22.30	0.31	0.37	0.83*	0.78	0.00	0.78
22.35	0.30	0.37	0.83*	0.78	0.00	0.78
22.40	0.30	0.37	0.82*	0.77	0.00	0.77
22.45	0.30	0.37	0.82*	0.77	0.00	0.77
22.50	0.30	0.37	0.81*	0.77	0.00	0.77
22.55	0.30	0.37	0.81*	0.76	0.00	0.76
22.60	0.30	0.37	0.80*	0.76	0.00	0.76
22.65	0.30	0.37	0.80*	0.76	0.00	0.76
22.70	0.29	0.37	0.80*	0.75	0.00	0.75
22.75	0.29	0.37	0.79*	0.75	0.00	0.75
22.80	0.29	0.37	0.79*	0.74	0.00	0.74
22.85	0.29	0.37	0.78*	0.74	0.00	0.74
22.90	0.29	0.37	0.78*	0.74	0.00	0.74
22.95	0.29	0.37	0.77*	0.73	0.00	0.73
23.00	0.29	0.37	0.77*	0.73	0.00	0.73
23.05	0.29	0.37	0.77*	0.72	0.00	0.72
23.10	0.29	0.37	0.76*	0.72	0.00	0.72
23.15	0.28	0.37	0.76*	0.71	0.00	0.71
23.20	0.28	0.37	0.76*	0.71	0.00	0.71
23.25	0.28	0.37	0.75*	0.70	0.00	0.70
23.30	0.28	0.38	0.75*	0.70	0.00	0.70
23.35	0.28	0.38	0.75*	0.69	0.00	0.69
23.40	0.28	0.38	0.74*	0.69	0.00	0.69
23.45	0.28	0.38	0.74*	0.69	0.00	0.69
23.50	0.28	0.38	0.74*	0.68	0.00	0.68
23.55	0.28	0.38	0.73*	0.68	0.00	0.68
23.60	0.28	0.38	0.73*	0.67	0.00	0.67
23.65	0.27	0.38	0.73*	0.67	0.00	0.67
23.70	0.27	0.38	0.72*	0.66	0.00	0.66
23.75	0.27	0.38	0.72*	0.65	0.00	0.65
23.80	0.27	0.38	0.72*	0.65	0.00	0.65
23.85	0.27	0.38	0.71*	0.64	0.00	0.64
23.90	0.27	0.38	0.71*	0.64	0.00	0.64
23.95	0.27	0.38	0.71*	0.63	0.00	0.63
24.00	0.27	0.38	0.71*	0.63	0.00	0.63
24.05	0.27	0.38	0.70*	0.62	0.00	0.62
24.10	0.27	0.38	0.70*	0.62	0.00	0.62
24.15	0.27	0.38	0.70*	0.61	0.00	0.61
24.20	0.27	0.38	0.70*	0.61	0.00	0.61
24.25	0.27	0.38	0.70*	0.60	0.00	0.60
24.30	0.27	0.38	0.69*	0.59	0.00	0.59
24.35	0.27	0.38	0.69*	0.59	0.00	0.59
24.40	0.26	0.38	0.69*	0.58	0.00	0.58
24.45	0.26	0.38	0.69*	0.58	0.00	0.58
24.50	0.26	0.38	0.69*	0.57	0.00	0.57
24.55	0.26	0.38	0.69*	0.57	0.00	0.57
24.60	0.26	0.38	0.68*	0.56	0.00	0.56
24.65	0.26	0.38	0.68*	0.55	0.00	0.55
24.70	0.26	0.39	0.68*	0.55	0.00	0.55
24.75	0.26	0.39	0.68*	0.54	0.00	0.54
24.80	0.26	0.39	0.68*	0.54	0.00	0.54
24.85	0.26	0.39	0.68*	0.53	0.00	0.53
24.90	0.26	0.39	0.67*	0.52	0.00	0.52
24.95	0.26	0.39	0.67*	0.52	0.00	0.52

25.00	0.26	0.39	0.67*	0.51	0.00	0.51
25.05	0.26	0.39	0.67*	0.51	0.00	0.51
25.10	0.26	0.39	0.67*	0.50	0.00	0.50
25.15	0.26	0.39	0.67*	0.49	0.00	0.49
25.20	0.26	0.39	0.66*	0.49	0.00	0.49
25.25	0.26	0.39	0.66*	0.48	0.00	0.48
25.30	0.26	0.39	0.66*	0.48	0.00	0.48
25.35	0.26	0.39	0.66*	0.47	0.00	0.47
25.40	0.26	0.39	0.66*	0.46	0.00	0.46
25.45	0.26	0.39	0.66*	0.46	0.00	0.46
25.50	0.26	0.39	0.66*	0.45	0.00	0.45
25.55	0.26	0.39	0.65*	0.44	0.00	0.44
25.60	0.26	0.39	0.65*	0.44	0.00	0.44
25.65	0.26	0.39	0.65*	0.43	0.00	0.43
25.70	0.25	0.39	0.65*	0.43	0.00	0.43
25.75	0.25	0.39	0.65*	0.42	0.00	0.42
25.80	0.25	0.39	0.65*	0.41	0.00	0.41
25.85	0.25	0.39	0.65*	0.41	0.00	0.41
25.90	0.25	0.39	0.64*	0.40	0.00	0.40
25.95	0.25	0.39	0.64*	0.39	0.00	0.39
26.00	0.25	0.39	0.64*	0.39	0.00	0.39
26.05	0.25	0.39	0.64*	0.38	0.00	0.38
26.10	0.25	0.39	0.64*	0.38	0.00	0.38
26.15	0.25	0.39	0.64*	0.37	0.00	0.37
26.20	0.25	0.40	0.64*	0.36	0.00	0.36
26.25	0.25	0.40	0.64*	0.36	0.00	0.36
26.30	0.25	0.40	0.63*	0.35	0.00	0.35
26.35	0.25	0.40	0.63*	0.34	0.00	0.34
26.40	0.25	0.40	0.63*	0.34	0.00	0.34
26.45	0.25	0.40	0.63*	0.33	0.00	0.33
26.50	0.25	0.40	0.63*	0.33	0.00	0.33
26.55	0.25	0.40	0.63*	0.32	0.00	0.32
26.60	0.25	0.40	0.63*	0.31	0.00	0.31
26.65	0.25	0.40	0.63*	0.31	0.00	0.31
26.70	0.25	0.40	0.62*	0.30	0.00	0.30
26.75	0.25	0.40	0.62*	0.29	0.00	0.29
26.80	0.25	0.40	0.62*	0.29	0.00	0.29
26.85	0.25	0.40	0.62*	0.28	0.00	0.28
26.90	0.25	0.40	0.62*	0.27	0.00	0.27
26.95	0.25	0.40	0.62*	0.27	0.00	0.27
27.00	0.25	0.40	0.62*	0.26	0.00	0.26
27.05	0.25	0.40	0.62*	0.25	0.00	0.25
27.10	0.25	0.40	0.62*	0.25	0.00	0.25
27.15	0.25	0.40	0.62*	0.24	0.00	0.24
27.20	0.25	0.40	0.63*	0.24	0.00	0.24
27.25	0.25	0.40	0.63*	0.23	0.00	0.23
27.30	0.25	0.40	0.63*	0.22	0.00	0.22
27.35	0.26	0.40	0.63*	0.22	0.00	0.22
27.40	0.26	0.40	0.64*	0.21	0.00	0.21
27.45	0.26	0.40	0.64*	0.20	0.00	0.20
27.50	0.26	0.40	0.64*	0.20	0.00	0.20
27.55	0.26	0.40	0.65*	0.19	0.00	0.19
27.60	0.26	0.40	0.65*	0.19	0.00	0.19
27.65	0.26	0.40	0.65*	0.18	0.00	0.18
27.70	0.27	0.40	0.65*	0.17	0.00	0.17
27.75	0.27	0.41	0.66*	0.17	0.00	0.17
27.80	0.27	0.41	0.66*	0.16	0.00	0.16
27.85	0.27	0.41	0.66*	0.16	0.00	0.16
27.90	0.30	0.41	0.73*	0.15	0.00	0.15
27.95	0.30	0.41	0.74*	0.14	0.00	0.14
28.00	0.30	0.41	0.74*	0.14	0.00	0.14
28.05	0.30	0.41	0.75*	0.14	0.00	0.14
28.10	0.31	0.41	0.76*	0.13	0.00	0.13

28.15	0.31	0.41	0.76*	0.13	0.00	0.13
28.20	0.31	0.41	0.77*	0.12	0.00	0.12
28.25	0.32	0.41	0.78*	0.12	0.00	0.12
28.30	0.32	0.41	0.78*	0.11	0.00	0.11
28.35	0.32	0.41	0.79*	0.11	0.00	0.11
28.40	0.33	0.41	0.80*	0.10	0.00	0.10
28.45	0.33	0.41	0.81*	0.10	0.00	0.10
28.50	0.34	0.41	0.82*	0.10	0.00	0.10
28.55	0.34	0.41	0.84*	0.09	0.00	0.09
28.60	0.35	0.41	0.85*	0.09	0.00	0.09
28.65	0.36	0.41	0.87*	0.08	0.00	0.08
28.70	0.37	0.41	0.90*	0.08	0.00	0.08
28.75	0.38	0.41	0.93*	0.08	0.00	0.08
28.80	0.40	0.41	0.98*	0.07	0.00	0.07
28.85	1.65	0.41	4.00	0.07	0.00	0.07
28.90	1.64	0.41	3.99	0.07	0.00	0.07
28.95	1.64	0.41	3.99	0.06	0.00	0.06
29.00	1.64	0.41	3.98	0.06	0.00	0.06
29.05	1.64	0.41	3.98	0.06	0.00	0.06
29.10	1.64	0.41	3.98	0.05	0.00	0.05
29.15	1.64	0.41	3.97	0.05	0.00	0.05
29.20	1.64	0.41	3.97	0.05	0.00	0.05
29.25	1.64	0.41	3.97	0.04	0.00	0.04
29.30	1.64	0.41	3.96	0.04	0.00	0.04
29.35	1.64	0.41	3.96	0.04	0.00	0.04
29.40	1.64	0.41	3.95	0.03	0.00	0.03
29.45	1.64	0.42	3.95	0.03	0.00	0.03
29.50	1.64	0.42	3.95	0.03	0.00	0.03
29.55	1.64	0.42	3.94	0.03	0.00	0.03
29.60	1.64	0.42	3.94	0.02	0.00	0.02
29.65	1.64	0.42	3.94	0.02	0.00	0.02
29.70	1.64	0.42	3.93	0.02	0.00	0.02
29.75	1.64	0.42	3.93	0.02	0.00	0.02
29.80	1.64	0.42	3.92	0.02	0.00	0.02
29.85	1.64	0.42	3.92	0.01	0.00	0.01
29.90	1.64	0.42	3.92	0.01	0.00	0.01
29.95	1.64	0.42	3.91	0.01	0.00	0.01
30.00	1.64	0.42	3.91	0.01	0.00	0.01
30.05	1.64	0.42	3.91	0.01	0.00	0.01
30.10	1.63	0.42	3.91	0.01	0.00	0.01
30.15	1.63	0.42	3.90	0.00	0.00	0.00
30.20	1.63	0.42	3.90	0.00	0.00	0.00
30.25	1.63	0.42	3.90	0.00	0.00	0.00
30.30	1.63	0.42	3.90	0.00	0.00	0.00
30.35	1.63	0.42	3.89	0.00	0.00	0.00
30.40	1.63	0.42	3.89	0.00	0.00	0.00
30.45	1.63	0.42	3.89	0.00	0.00	0.00
30.50	1.63	0.42	3.89	0.00	0.00	0.00
30.55	1.63	0.42	3.88	0.00	0.00	0.00
30.60	1.63	0.42	3.88	0.00	0.00	0.00
30.65	1.63	0.42	3.88	0.00	0.00	0.00
30.70	1.63	0.42	3.88	0.00	0.00	0.00
30.75	1.63	0.42	3.88	0.00	0.00	0.00
30.80	1.63	0.42	3.87	0.00	0.00	0.00
30.85	1.63	0.42	3.87	0.00	0.00	0.00
30.90	1.63	0.42	3.87	0.00	0.00	0.00
30.95	1.63	0.42	3.87	0.00	0.00	0.00
31.00	1.63	0.42	3.86	0.00	0.00	0.00
31.05	1.63	0.42	3.86	0.00	0.00	0.00
31.10	1.63	0.42	3.86	0.00	0.00	0.00
31.15	1.63	0.42	3.86	0.00	0.00	0.00
31.20	1.63	0.42	3.86	0.00	0.00	0.00
31.25	1.62	0.42	3.85	0.00	0.00	0.00

31.30	1.62	0.42	3.85	0.00	0.00	0.00
31.35	1.62	0.42	3.85	0.00	0.00	0.00
31.40	1.62	0.42	3.85	0.00	0.00	0.00
31.45	1.62	0.42	3.84	0.00	0.00	0.00
31.50	1.62	0.42	3.84	0.00	0.00	0.00
31.55	1.62	0.42	3.84	0.00	0.00	0.00
31.60	1.62	0.42	3.84	0.00	0.00	0.00
31.65	1.62	0.42	3.84	0.00	0.00	0.00
31.70	1.62	0.42	3.83	0.00	0.00	0.00
31.75	1.62	0.42	3.83	0.00	0.00	0.00
31.80	1.62	0.42	3.83	0.00	0.00	0.00
31.85	1.62	0.42	3.83	0.00	0.00	0.00
31.90	1.62	0.42	3.83	0.00	0.00	0.00
31.95	1.62	0.42	3.82	0.00	0.00	0.00
32.00	1.62	0.42	3.82	0.00	0.00	0.00
32.05	1.62	0.42	3.82	0.00	0.00	0.00
32.10	1.62	0.42	3.82	0.00	0.00	0.00
32.15	1.62	0.42	3.82	0.00	0.00	0.00
32.20	1.62	0.42	3.81	0.00	0.00	0.00
32.25	1.62	0.42	3.81	0.00	0.00	0.00
32.30	1.62	0.42	3.81	0.00	0.00	0.00
32.35	1.62	0.42	3.81	0.00	0.00	0.00
32.40	1.62	0.42	3.81	0.00	0.00	0.00
32.45	1.61	0.42	3.80	0.00	0.00	0.00
32.50	1.61	0.42	3.80	0.00	0.00	0.00
32.55	1.61	0.42	3.80	0.00	0.00	0.00
32.60	1.61	0.42	3.80	0.00	0.00	0.00
32.65	1.61	0.42	3.80	0.00	0.00	0.00
32.70	1.61	0.43	3.79	0.00	0.00	0.00
32.75	1.61	0.43	3.79	0.00	0.00	0.00
32.80	1.61	0.43	3.79	0.00	0.00	0.00
32.85	1.61	0.43	3.79	0.00	0.00	0.00
32.90	1.61	0.43	3.79	0.00	0.00	0.00
32.95	1.61	0.43	3.78	0.00	0.00	0.00
33.00	1.61	0.43	3.78	0.00	0.00	0.00
33.05	1.61	0.43	3.78	0.00	0.00	0.00
33.10	1.61	0.43	3.78	0.00	0.00	0.00
33.15	1.61	0.43	3.78	0.00	0.00	0.00
33.20	1.61	0.43	3.78	0.00	0.00	0.00
33.25	1.61	0.43	3.77	0.00	0.00	0.00
33.30	1.61	0.43	3.77	0.00	0.00	0.00
33.35	1.61	0.43	3.77	0.00	0.00	0.00
33.40	1.61	0.43	3.77	0.00	0.00	0.00
33.45	1.61	0.43	3.77	0.00	0.00	0.00
33.50	1.61	0.43	3.76	0.00	0.00	0.00
33.55	1.61	0.43	3.76	0.00	0.00	0.00
33.60	1.61	0.43	3.76	0.00	0.00	0.00
33.65	1.60	0.43	3.76	0.00	0.00	0.00
33.70	1.60	0.43	3.76	0.00	0.00	0.00
33.75	1.60	0.43	3.76	0.00	0.00	0.00
33.80	1.60	0.43	3.75	0.00	0.00	0.00
33.85	1.60	0.43	3.75	0.00	0.00	0.00
33.90	1.60	0.43	3.75	0.00	0.00	0.00
33.95	1.60	0.43	3.75	0.00	0.00	0.00
34.00	1.60	0.43	3.75	0.00	0.00	0.00
34.05	1.60	0.43	3.74	0.00	0.00	0.00
34.10	1.60	0.43	3.74	0.00	0.00	0.00
34.15	1.60	0.43	3.74	0.00	0.00	0.00
34.20	1.60	0.43	3.74	0.00	0.00	0.00
34.25	1.60	0.43	3.74	0.00	0.00	0.00
34.30	1.60	0.43	3.74	0.00	0.00	0.00
34.35	1.60	0.43	3.73	0.00	0.00	0.00
34.40	1.60	0.43	3.73	0.00	0.00	0.00

47.05	1.50	0.43	3.50	0.00	0.00	0.00
47.10	1.50	0.43	3.49	0.00	0.00	0.00
47.15	1.50	0.43	3.49	0.00	0.00	0.00
47.20	1.50	0.43	3.49	0.00	0.00	0.00
47.25	1.50	0.43	3.49	0.00	0.00	0.00
47.30	1.49	0.43	3.49	0.00	0.00	0.00
47.35	1.49	0.43	3.49	0.00	0.00	0.00
47.40	1.49	0.43	3.49	0.00	0.00	0.00
47.45	1.49	0.43	3.49	0.00	0.00	0.00
47.50	1.49	0.43	3.49	0.00	0.00	0.00
47.55	1.49	0.43	3.49	0.00	0.00	0.00
47.60	1.49	0.43	3.49	0.00	0.00	0.00
47.65	1.49	0.43	3.49	0.00	0.00	0.00
47.70	1.49	0.43	3.49	0.00	0.00	0.00
47.75	1.49	0.43	3.49	0.00	0.00	0.00
47.80	1.49	0.43	3.49	0.00	0.00	0.00
47.85	1.49	0.43	3.49	0.00	0.00	0.00
47.90	1.49	0.43	3.49	0.00	0.00	0.00
47.95	1.49	0.43	3.49	0.00	0.00	0.00
48.00	1.49	0.43	3.49	0.00	0.00	0.00
48.05	1.49	0.43	3.49	0.00	0.00	0.00
48.10	1.49	0.43	3.49	0.00	0.00	0.00
48.15	1.49	0.43	3.49	0.00	0.00	0.00
48.20	1.49	0.43	3.49	0.00	0.00	0.00
48.25	1.49	0.43	3.49	0.00	0.00	0.00
48.30	1.49	0.43	3.49	0.00	0.00	0.00
48.35	1.49	0.43	3.49	0.00	0.00	0.00
48.40	1.49	0.43	3.49	0.00	0.00	0.00
48.45	1.49	0.43	3.49	0.00	0.00	0.00
48.50	1.49	0.43	3.49	0.00	0.00	0.00
48.55	1.49	0.43	3.49	0.00	0.00	0.00
48.60	1.49	0.43	3.49	0.00	0.00	0.00
48.65	1.48	0.43	3.49	0.00	0.00	0.00
48.70	1.48	0.43	3.49	0.00	0.00	0.00
48.75	1.48	0.43	3.48	0.00	0.00	0.00
48.80	1.48	0.43	3.48	0.00	0.00	0.00
48.85	1.48	0.43	3.48	0.00	0.00	0.00
48.90	1.48	0.43	3.48	0.00	0.00	0.00
48.95	1.48	0.43	3.48	0.00	0.00	0.00
49.00	1.48	0.43	3.48	0.00	0.00	0.00
49.05	1.48	0.43	3.48	0.00	0.00	0.00
49.10	1.48	0.43	3.48	0.00	0.00	0.00
49.15	1.48	0.43	3.48	0.00	0.00	0.00
49.20	1.48	0.43	3.48	0.00	0.00	0.00
49.25	1.48	0.43	3.48	0.00	0.00	0.00
49.30	1.48	0.43	3.48	0.00	0.00	0.00
49.35	1.48	0.42	3.48	0.00	0.00	0.00
49.40	1.48	0.42	3.48	0.00	0.00	0.00
49.45	1.48	0.42	3.48	0.00	0.00	0.00
49.50	1.48	0.42	3.48	0.00	0.00	0.00
49.55	1.48	0.42	3.48	0.00	0.00	0.00
49.60	1.48	0.42	3.48	0.00	0.00	0.00
49.65	1.48	0.42	3.48	0.00	0.00	0.00
49.70	1.48	0.42	3.48	0.00	0.00	0.00
49.75	1.48	0.42	3.48	0.00	0.00	0.00
49.80	1.48	0.42	3.48	0.00	0.00	0.00
49.85	1.48	0.42	3.48	0.00	0.00	0.00
49.90	1.48	0.42	3.48	0.00	0.00	0.00
49.95	1.48	0.42	3.48	0.00	0.00	0.00
50.00	1.47	0.42	3.48	0.00	0.00	0.00

* F.S.<1, Liquefaction Potential Zone
(F.S. is limited to 5, CRR is limited to 2, CSR is limited to 2)

Units: Unit: qc, fs, Stress or Pressure = atm (1.0581tsf); Unit Weight = pcf; Depth = ft; Settlement = in.

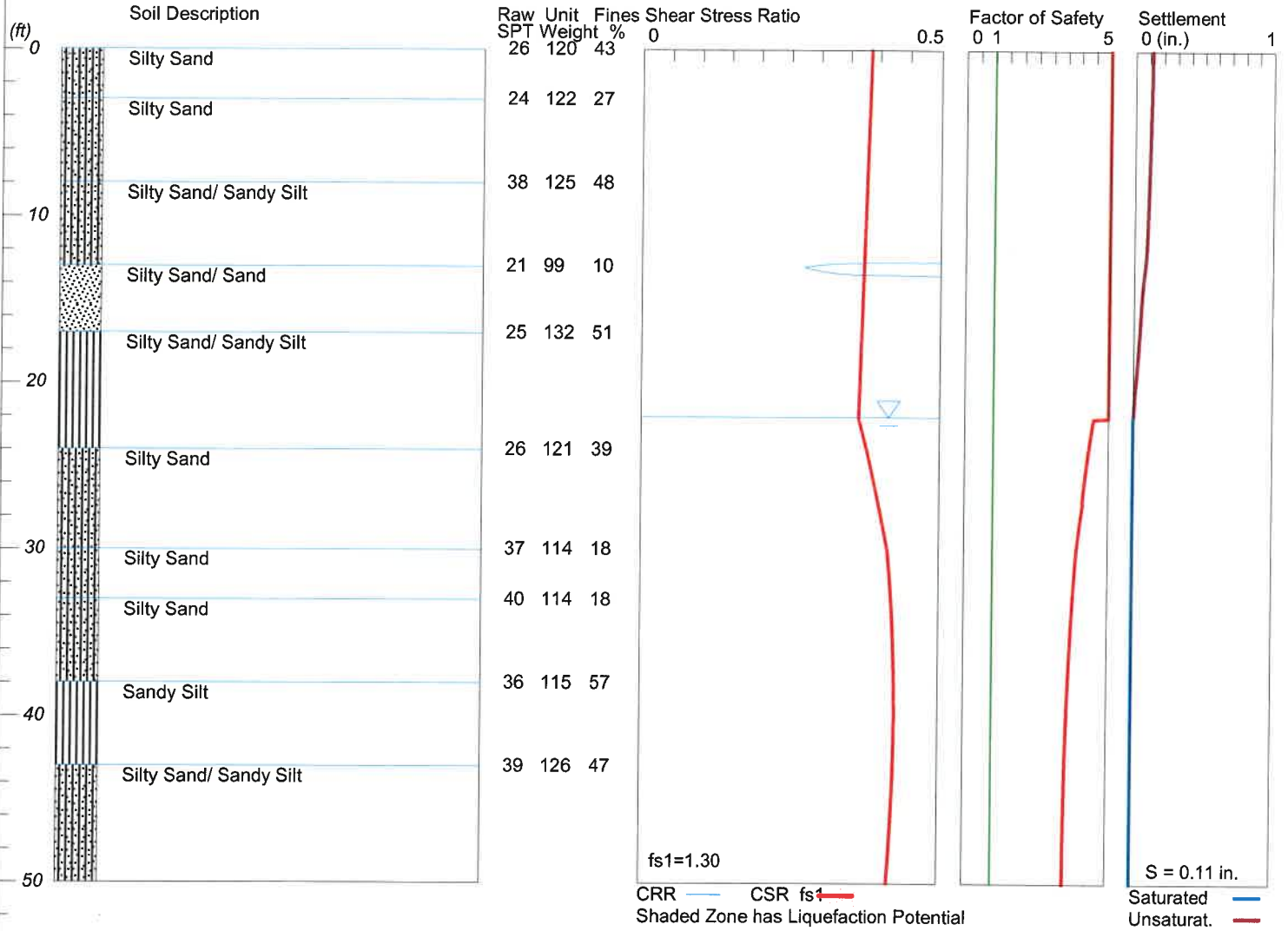
1 atm (atmosphere) = 1 tsf (ton/ft²)
CRRm Cyclic resistance ratio from soils
CSRsf Cyclic stress ratio induced by a given earthquake (with
user request factor of safety)
F.S. Factor of Safety against liquefaction, F.S.=CRRm/CSRsf
S_sat Settlement from saturated sands
S_dry Settlement from Unsaturated Sands
S_all Total Settlement from Saturated and Unsaturated Sands
NoLiq No-Liquefy Soils

LIQUEFACTION ANALYSIS

New Elementary School - Bakersfield

Hole No.=B17 Water Depth=22 ft

Magnitude=8.1
Acceleration=0.456g



LiquefyPro CivilTech Software USA www.civiltch.com

LIQUEFACTION ANALYSIS SUMMARY
Copyright by CivilTech Software
www.civiltechsoftware.com

Licensed to Krazan, 10/30/2017 10:12:28 AM

Input File Name: C:\Liquefy5\02216011B17-2017.liq
Title: New Elementary School - Bakersfield
Subtitle: Boring B17

Surface Elev.=
Hole No.=B17
Depth of Hole= 50.00 ft
Water Table during Earthquake= 22.00 ft
Water Table during In-Situ Testing= 50.00 ft
Max. Acceleration= 0.46 g
Earthquake Magnitude= 8.10

Input Data:

Surface Elev.=
Hole No.=B17
Depth of Hole=50.00 ft
Water Table during Earthquake= 22.00 ft
Water Table during In-Situ Testing= 50.00 ft
Max. Acceleration=0.46 g
Earthquake Magnitude=8.10
No-Liquefiable Soils: Based on Analysis

1. SPT or BPT Calculation.
 2. Settlement Analysis Method: Tokimatsu/Seed
 3. Fines Correction for Liquefaction: Idriss/Seed
 4. Fine Correction for Settlement: During Liquefaction*
 5. Settlement Calculation in: All zones*
 6. Hammer Energy Ratio,
 7. Borehole Diameter,
 8. Sampling Method,
 9. User request factor of safety (apply to CSR) , User= 1.3
Plot one CSR curve (fs1=User)
 10. Use Curve Smoothing: Yes*
- * Recommended Options

Ce = 1.25
Cb= 1
Cs= 1

In-Situ Test Data:

Depth ft	SPT pcf	gamma pcf	Fines %
0.00	26.00	120.00	43.00
3.00	24.00	122.00	27.00
8.00	38.00	125.00	48.00
13.00	21.00	99.00	10.00
17.00	25.00	132.00	51.00
24.00	26.00	121.00	39.00
30.00	37.00	114.00	18.00
33.00	40.00	114.00	18.00
38.00	36.00	115.00	57.00
43.00	39.00	126.00	47.00
50.00	39.00	126.00	47.00

Output Results:

Settlement of Saturated Sands=0.00 in.
Settlement of Unsaturated Sands=0.11 in.
Total Settlement of Saturated and Unsaturated Sands=0.11 in.
Differential Settlement=0.057 to 0.076 in.

Depth ft	CRRm	CSRfs	F.S.	S_sat. in.	S_dry in.	S_all in.
0.00	1.64	0.39	5.00	0.00	0.11	0.11
0.05	1.64	0.39	5.00	0.00	0.11	0.11
0.10	1.64	0.39	5.00	0.00	0.11	0.11
0.15	1.64	0.39	5.00	0.00	0.11	0.11
0.20	1.64	0.39	5.00	0.00	0.11	0.11
0.25	1.64	0.39	5.00	0.00	0.11	0.11
0.30	1.64	0.39	5.00	0.00	0.11	0.11
0.35	1.64	0.39	5.00	0.00	0.11	0.11
0.40	1.64	0.38	5.00	0.00	0.11	0.11
0.45	1.64	0.38	5.00	0.00	0.11	0.11
0.50	1.64	0.38	5.00	0.00	0.11	0.11
0.55	1.64	0.38	5.00	0.00	0.11	0.11
0.60	1.64	0.38	5.00	0.00	0.11	0.11
0.65	1.64	0.38	5.00	0.00	0.11	0.11
0.70	1.64	0.38	5.00	0.00	0.11	0.11
0.75	1.64	0.38	5.00	0.00	0.11	0.11
0.80	1.64	0.38	5.00	0.00	0.11	0.11
0.85	1.64	0.38	5.00	0.00	0.11	0.11
0.90	1.64	0.38	5.00	0.00	0.11	0.11
0.95	1.64	0.38	5.00	0.00	0.11	0.11
1.00	1.64	0.38	5.00	0.00	0.11	0.11
1.05	1.64	0.38	5.00	0.00	0.11	0.11
1.10	1.64	0.38	5.00	0.00	0.11	0.11
1.15	1.64	0.38	5.00	0.00	0.11	0.11
1.20	1.64	0.38	5.00	0.00	0.11	0.11
1.25	1.64	0.38	5.00	0.00	0.11	0.11
1.30	1.64	0.38	5.00	0.00	0.11	0.11
1.35	1.64	0.38	5.00	0.00	0.11	0.11
1.40	1.64	0.38	5.00	0.00	0.11	0.11
1.45	1.64	0.38	5.00	0.00	0.11	0.11
1.50	1.64	0.38	5.00	0.00	0.11	0.11
1.55	1.64	0.38	5.00	0.00	0.11	0.11
1.60	1.64	0.38	5.00	0.00	0.11	0.11
1.65	1.64	0.38	5.00	0.00	0.11	0.11
1.70	1.64	0.38	5.00	0.00	0.11	0.11
1.75	1.64	0.38	5.00	0.00	0.11	0.11
1.80	1.64	0.38	5.00	0.00	0.11	0.11
1.85	1.64	0.38	5.00	0.00	0.11	0.11
1.90	1.64	0.38	5.00	0.00	0.11	0.11
1.95	1.64	0.38	5.00	0.00	0.11	0.11
2.00	1.64	0.38	5.00	0.00	0.11	0.11
2.05	1.64	0.38	5.00	0.00	0.11	0.11
2.10	1.64	0.38	5.00	0.00	0.11	0.11
2.15	1.64	0.38	5.00	0.00	0.11	0.11
2.20	1.64	0.38	5.00	0.00	0.11	0.11
2.25	1.64	0.38	5.00	0.00	0.11	0.11
2.30	1.64	0.38	5.00	0.00	0.11	0.11
2.35	1.64	0.38	5.00	0.00	0.11	0.11
2.40	1.64	0.38	5.00	0.00	0.11	0.11
2.45	1.64	0.38	5.00	0.00	0.11	0.11
2.50	1.64	0.38	5.00	0.00	0.11	0.11
2.55	1.64	0.38	5.00	0.00	0.11	0.11
2.60	1.64	0.38	5.00	0.00	0.11	0.11
2.65	1.64	0.38	5.00	0.00	0.11	0.11
2.70	1.64	0.38	5.00	0.00	0.11	0.11
2.75	1.64	0.38	5.00	0.00	0.11	0.11
2.80	1.64	0.38	5.00	0.00	0.11	0.11
2.85	1.64	0.38	5.00	0.00	0.11	0.11
2.90	1.64	0.38	5.00	0.00	0.11	0.11

12.40	1.64	0.37	5.00	0.00	0.08	0.08
12.45	1.64	0.37	5.00	0.00	0.08	0.08
12.50	1.64	0.37	5.00	0.00	0.08	0.08
12.55	1.64	0.37	5.00	0.00	0.08	0.08
12.60	1.64	0.37	5.00	0.00	0.08	0.08
12.65	1.64	0.37	5.00	0.00	0.08	0.08
12.70	1.64	0.37	5.00	0.00	0.08	0.08
12.75	0.35	0.37	5.00	0.00	0.08	0.08
12.80	0.32	0.37	5.00	0.00	0.08	0.08
12.85	0.30	0.37	5.00	0.00	0.08	0.08
12.90	0.29	0.37	5.00	0.00	0.08	0.08
12.95	0.28	0.37	5.00	0.00	0.08	0.08
13.00	0.27	0.37	5.00	0.00	0.08	0.08
13.05	0.28	0.37	5.00	0.00	0.07	0.07
13.10	0.28	0.37	5.00	0.00	0.07	0.07
13.15	0.29	0.37	5.00	0.00	0.07	0.07
13.20	0.30	0.37	5.00	0.00	0.07	0.07
13.25	0.30	0.37	5.00	0.00	0.07	0.07
13.30	0.31	0.37	5.00	0.00	0.07	0.07
13.35	0.32	0.37	5.00	0.00	0.07	0.07
13.40	0.34	0.37	5.00	0.00	0.07	0.07
13.45	0.36	0.37	5.00	0.00	0.07	0.07
13.50	1.64	0.37	5.00	0.00	0.07	0.07
13.55	1.64	0.37	5.00	0.00	0.07	0.07
13.60	1.64	0.37	5.00	0.00	0.07	0.07
13.65	1.64	0.37	5.00	0.00	0.07	0.07
13.70	1.64	0.37	5.00	0.00	0.07	0.07
13.75	1.64	0.37	5.00	0.00	0.07	0.07
13.80	1.64	0.37	5.00	0.00	0.07	0.07
13.85	1.64	0.37	5.00	0.00	0.06	0.06
13.90	1.64	0.37	5.00	0.00	0.06	0.06
13.95	1.64	0.37	5.00	0.00	0.06	0.06
14.00	1.64	0.37	5.00	0.00	0.06	0.06
14.05	1.64	0.37	5.00	0.00	0.06	0.06
14.10	1.64	0.37	5.00	0.00	0.06	0.06
14.15	1.64	0.37	5.00	0.00	0.06	0.06
14.20	1.64	0.37	5.00	0.00	0.06	0.06
14.25	1.64	0.37	5.00	0.00	0.06	0.06
14.30	1.64	0.37	5.00	0.00	0.06	0.06
14.35	1.64	0.37	5.00	0.00	0.06	0.06
14.40	1.64	0.37	5.00	0.00	0.06	0.06
14.45	1.64	0.37	5.00	0.00	0.06	0.06
14.50	1.64	0.37	5.00	0.00	0.06	0.06
14.55	1.64	0.37	5.00	0.00	0.06	0.06
14.60	1.64	0.37	5.00	0.00	0.06	0.06
14.65	1.64	0.37	5.00	0.00	0.06	0.06
14.70	1.64	0.37	5.00	0.00	0.06	0.06
14.75	1.64	0.37	5.00	0.00	0.06	0.06
14.80	1.64	0.37	5.00	0.00	0.05	0.05
14.85	1.64	0.37	5.00	0.00	0.05	0.05
14.90	1.64	0.37	5.00	0.00	0.05	0.05
14.95	1.64	0.37	5.00	0.00	0.05	0.05
15.00	1.64	0.37	5.00	0.00	0.05	0.05
15.05	1.64	0.37	5.00	0.00	0.05	0.05
15.10	1.64	0.37	5.00	0.00	0.05	0.05
15.15	1.64	0.37	5.00	0.00	0.05	0.05
15.20	1.64	0.37	5.00	0.00	0.05	0.05
15.25	1.64	0.37	5.00	0.00	0.05	0.05
15.30	1.64	0.37	5.00	0.00	0.05	0.05
15.35	1.64	0.37	5.00	0.00	0.05	0.05
15.40	1.64	0.37	5.00	0.00	0.05	0.05
15.45	1.64	0.37	5.00	0.00	0.05	0.05
15.50	1.64	0.37	5.00	0.00	0.05	0.05

21.85	1.64	0.37	5.00	0.00	0.00	0.00
21.90	1.64	0.37	5.00	0.00	0.00	0.00
21.95	1.64	0.37	5.00	0.00	0.00	0.00
22.00	1.64	0.37	5.00	0.00	0.00	0.00
22.05	1.64	0.37	4.49	0.00	0.00	0.00
22.10	1.64	0.37	4.49	0.00	0.00	0.00
22.15	1.64	0.37	4.48	0.00	0.00	0.00
22.20	1.64	0.37	4.48	0.00	0.00	0.00
22.25	1.64	0.37	4.47	0.00	0.00	0.00
22.30	1.64	0.37	4.47	0.00	0.00	0.00
22.35	1.64	0.37	4.46	0.00	0.00	0.00
22.40	1.64	0.37	4.46	0.00	0.00	0.00
22.45	1.64	0.37	4.45	0.00	0.00	0.00
22.50	1.64	0.37	4.45	0.00	0.00	0.00
22.55	1.64	0.37	4.45	0.00	0.00	0.00
22.60	1.64	0.37	4.44	0.00	0.00	0.00
22.65	1.64	0.37	4.44	0.00	0.00	0.00
22.70	1.64	0.37	4.43	0.00	0.00	0.00
22.75	1.64	0.37	4.43	0.00	0.00	0.00
22.80	1.64	0.37	4.42	0.00	0.00	0.00
22.85	1.64	0.37	4.42	0.00	0.00	0.00
22.90	1.64	0.37	4.41	0.00	0.00	0.00
22.95	1.64	0.37	4.41	0.00	0.00	0.00
23.00	1.64	0.37	4.41	0.00	0.00	0.00
23.05	1.64	0.37	4.40	0.00	0.00	0.00
23.10	1.64	0.37	4.40	0.00	0.00	0.00
23.15	1.64	0.37	4.39	0.00	0.00	0.00
23.20	1.64	0.37	4.39	0.00	0.00	0.00
23.25	1.64	0.37	4.38	0.00	0.00	0.00
23.30	1.64	0.37	4.38	0.00	0.00	0.00
23.35	1.64	0.38	4.38	0.00	0.00	0.00
23.40	1.64	0.38	4.37	0.00	0.00	0.00
23.45	1.64	0.38	4.37	0.00	0.00	0.00
23.50	1.64	0.38	4.36	0.00	0.00	0.00
23.55	1.64	0.38	4.36	0.00	0.00	0.00
23.60	1.64	0.38	4.36	0.00	0.00	0.00
23.65	1.64	0.38	4.35	0.00	0.00	0.00
23.70	1.64	0.38	4.35	0.00	0.00	0.00
23.75	1.64	0.38	4.34	0.00	0.00	0.00
23.80	1.64	0.38	4.34	0.00	0.00	0.00
23.85	1.64	0.38	4.34	0.00	0.00	0.00
23.90	1.64	0.38	4.33	0.00	0.00	0.00
23.95	1.64	0.38	4.33	0.00	0.00	0.00
24.00	1.64	0.38	4.32	0.00	0.00	0.00
24.05	1.64	0.38	4.32	0.00	0.00	0.00
24.10	1.64	0.38	4.32	0.00	0.00	0.00
24.15	1.64	0.38	4.31	0.00	0.00	0.00
24.20	1.64	0.38	4.31	0.00	0.00	0.00
24.25	1.64	0.38	4.30	0.00	0.00	0.00
24.30	1.64	0.38	4.30	0.00	0.00	0.00
24.35	1.64	0.38	4.30	0.00	0.00	0.00
24.40	1.64	0.38	4.29	0.00	0.00	0.00
24.45	1.64	0.38	4.29	0.00	0.00	0.00
24.50	1.64	0.38	4.28	0.00	0.00	0.00
24.55	1.64	0.38	4.28	0.00	0.00	0.00
24.60	1.64	0.38	4.28	0.00	0.00	0.00
24.65	1.64	0.38	4.27	0.00	0.00	0.00
24.70	1.64	0.38	4.27	0.00	0.00	0.00
24.75	1.64	0.38	4.27	0.00	0.00	0.00
24.80	1.64	0.39	4.26	0.00	0.00	0.00
24.85	1.64	0.39	4.26	0.00	0.00	0.00
24.90	1.64	0.39	4.25	0.00	0.00	0.00
24.95	1.64	0.39	4.25	0.00	0.00	0.00

25.00	1.64	0.39	4.25	0.00	0.00	0.00
25.05	1.64	0.39	4.24	0.00	0.00	0.00
25.10	1.64	0.39	4.24	0.00	0.00	0.00
25.15	1.64	0.39	4.24	0.00	0.00	0.00
25.20	1.64	0.39	4.23	0.00	0.00	0.00
25.25	1.64	0.39	4.23	0.00	0.00	0.00
25.30	1.64	0.39	4.23	0.00	0.00	0.00
25.35	1.64	0.39	4.22	0.00	0.00	0.00
25.40	1.64	0.39	4.22	0.00	0.00	0.00
25.45	1.64	0.39	4.22	0.00	0.00	0.00
25.50	1.64	0.39	4.21	0.00	0.00	0.00
25.55	1.64	0.39	4.21	0.00	0.00	0.00
25.60	1.64	0.39	4.21	0.00	0.00	0.00
25.65	1.64	0.39	4.20	0.00	0.00	0.00
25.70	1.64	0.39	4.20	0.00	0.00	0.00
25.75	1.64	0.39	4.20	0.00	0.00	0.00
25.80	1.64	0.39	4.19	0.00	0.00	0.00
25.85	1.64	0.39	4.19	0.00	0.00	0.00
25.90	1.64	0.39	4.18	0.00	0.00	0.00
25.95	1.64	0.39	4.18	0.00	0.00	0.00
26.00	1.64	0.39	4.18	0.00	0.00	0.00
26.05	1.64	0.39	4.17	0.00	0.00	0.00
26.10	1.64	0.39	4.17	0.00	0.00	0.00
26.15	1.64	0.39	4.17	0.00	0.00	0.00
26.20	1.64	0.39	4.17	0.00	0.00	0.00
26.25	1.64	0.39	4.16	0.00	0.00	0.00
26.30	1.64	0.39	4.16	0.00	0.00	0.00
26.35	1.64	0.40	4.16	0.00	0.00	0.00
26.40	1.64	0.40	4.15	0.00	0.00	0.00
26.45	1.64	0.40	4.15	0.00	0.00	0.00
26.50	1.64	0.40	4.15	0.00	0.00	0.00
26.55	1.64	0.40	4.14	0.00	0.00	0.00
26.60	1.64	0.40	4.14	0.00	0.00	0.00
26.65	1.64	0.40	4.14	0.00	0.00	0.00
26.70	1.64	0.40	4.13	0.00	0.00	0.00
26.75	1.64	0.40	4.13	0.00	0.00	0.00
26.80	1.64	0.40	4.13	0.00	0.00	0.00
26.85	1.64	0.40	4.12	0.00	0.00	0.00
26.90	1.64	0.40	4.12	0.00	0.00	0.00
26.95	1.64	0.40	4.12	0.00	0.00	0.00
27.00	1.64	0.40	4.11	0.00	0.00	0.00
27.05	1.64	0.40	4.11	0.00	0.00	0.00
27.10	1.65	0.40	4.13	0.00	0.00	0.00
27.15	1.65	0.40	4.13	0.00	0.00	0.00
27.20	1.65	0.40	4.12	0.00	0.00	0.00
27.25	1.65	0.40	4.12	0.00	0.00	0.00
27.30	1.65	0.40	4.12	0.00	0.00	0.00
27.35	1.65	0.40	4.11	0.00	0.00	0.00
27.40	1.65	0.40	4.11	0.00	0.00	0.00
27.45	1.65	0.40	4.10	0.00	0.00	0.00
27.50	1.65	0.40	4.10	0.00	0.00	0.00
27.55	1.65	0.40	4.10	0.00	0.00	0.00
27.60	1.65	0.40	4.09	0.00	0.00	0.00
27.65	1.65	0.40	4.09	0.00	0.00	0.00
27.70	1.65	0.40	4.08	0.00	0.00	0.00
27.75	1.65	0.40	4.08	0.00	0.00	0.00
27.80	1.65	0.40	4.08	0.00	0.00	0.00
27.85	1.64	0.40	4.07	0.00	0.00	0.00
27.90	1.64	0.40	4.07	0.00	0.00	0.00
27.95	1.64	0.40	4.06	0.00	0.00	0.00
28.00	1.64	0.40	4.06	0.00	0.00	0.00
28.05	1.64	0.41	4.06	0.00	0.00	0.00
28.10	1.64	0.41	4.05	0.00	0.00	0.00

28.15	1.64	0.41	4.05	0.00	0.00	0.00
28.20	1.64	0.41	4.04	0.00	0.00	0.00
28.25	1.64	0.41	4.04	0.00	0.00	0.00
28.30	1.64	0.41	4.04	0.00	0.00	0.00
28.35	1.64	0.41	4.03	0.00	0.00	0.00
28.40	1.64	0.41	4.03	0.00	0.00	0.00
28.45	1.64	0.41	4.02	0.00	0.00	0.00
28.50	1.64	0.41	4.02	0.00	0.00	0.00
28.55	1.64	0.41	4.02	0.00	0.00	0.00
28.60	1.64	0.41	4.01	0.00	0.00	0.00
28.65	1.64	0.41	4.01	0.00	0.00	0.00
28.70	1.64	0.41	4.00	0.00	0.00	0.00
28.75	1.64	0.41	4.00	0.00	0.00	0.00
28.80	1.64	0.41	4.00	0.00	0.00	0.00
28.85	1.64	0.41	3.99	0.00	0.00	0.00
28.90	1.64	0.41	3.99	0.00	0.00	0.00
28.95	1.63	0.41	3.99	0.00	0.00	0.00
29.00	1.63	0.41	3.98	0.00	0.00	0.00
29.05	1.63	0.41	3.98	0.00	0.00	0.00
29.10	1.63	0.41	3.97	0.00	0.00	0.00
29.15	1.63	0.41	3.97	0.00	0.00	0.00
29.20	1.63	0.41	3.97	0.00	0.00	0.00
29.25	1.63	0.41	3.96	0.00	0.00	0.00
29.30	1.63	0.41	3.96	0.00	0.00	0.00
29.35	1.63	0.41	3.96	0.00	0.00	0.00
29.40	1.63	0.41	3.95	0.00	0.00	0.00
29.45	1.63	0.41	3.95	0.00	0.00	0.00
29.50	1.63	0.41	3.94	0.00	0.00	0.00
29.55	1.63	0.41	3.94	0.00	0.00	0.00
29.60	1.63	0.41	3.94	0.00	0.00	0.00
29.65	1.63	0.41	3.93	0.00	0.00	0.00
29.70	1.63	0.41	3.93	0.00	0.00	0.00
29.75	1.63	0.41	3.93	0.00	0.00	0.00
29.80	1.63	0.41	3.92	0.00	0.00	0.00
29.85	1.63	0.41	3.92	0.00	0.00	0.00
29.90	1.63	0.42	3.92	0.00	0.00	0.00
29.95	1.63	0.42	3.91	0.00	0.00	0.00
30.00	1.63	0.42	3.91	0.00	0.00	0.00
30.05	1.62	0.42	3.91	0.00	0.00	0.00
30.10	1.62	0.42	3.91	0.00	0.00	0.00
30.15	1.62	0.42	3.90	0.00	0.00	0.00
30.20	1.62	0.42	3.90	0.00	0.00	0.00
30.25	1.62	0.42	3.90	0.00	0.00	0.00
30.30	1.62	0.42	3.90	0.00	0.00	0.00
30.35	1.62	0.42	3.89	0.00	0.00	0.00
30.40	1.62	0.42	3.89	0.00	0.00	0.00
30.45	1.62	0.42	3.89	0.00	0.00	0.00
30.50	1.62	0.42	3.89	0.00	0.00	0.00
30.55	1.62	0.42	3.88	0.00	0.00	0.00
30.60	1.62	0.42	3.88	0.00	0.00	0.00
30.65	1.62	0.42	3.88	0.00	0.00	0.00
30.70	1.62	0.42	3.88	0.00	0.00	0.00
30.75	1.62	0.42	3.88	0.00	0.00	0.00
30.80	1.62	0.42	3.87	0.00	0.00	0.00
30.85	1.62	0.42	3.87	0.00	0.00	0.00
30.90	1.62	0.42	3.87	0.00	0.00	0.00
30.95	1.62	0.42	3.87	0.00	0.00	0.00
31.00	1.62	0.42	3.87	0.00	0.00	0.00
31.05	1.62	0.42	3.86	0.00	0.00	0.00
31.10	1.62	0.42	3.86	0.00	0.00	0.00
31.15	1.62	0.42	3.86	0.00	0.00	0.00
31.20	1.61	0.42	3.86	0.00	0.00	0.00
31.25	1.61	0.42	3.85	0.00	0.00	0.00

31.30	1.61	0.42	3.85	0.00	0.00	0.00
31.35	1.61	0.42	3.85	0.00	0.00	0.00
31.40	1.61	0.42	3.85	0.00	0.00	0.00
31.45	1.61	0.42	3.85	0.00	0.00	0.00
31.50	1.61	0.42	3.84	0.00	0.00	0.00
31.55	1.61	0.42	3.84	0.00	0.00	0.00
31.60	1.61	0.42	3.84	0.00	0.00	0.00
31.65	1.61	0.42	3.84	0.00	0.00	0.00
31.70	1.61	0.42	3.84	0.00	0.00	0.00
31.75	1.61	0.42	3.83	0.00	0.00	0.00
31.80	1.61	0.42	3.83	0.00	0.00	0.00
31.85	1.61	0.42	3.83	0.00	0.00	0.00
31.90	1.61	0.42	3.83	0.00	0.00	0.00
31.95	1.61	0.42	3.83	0.00	0.00	0.00
32.00	1.61	0.42	3.82	0.00	0.00	0.00
32.05	1.61	0.42	3.82	0.00	0.00	0.00
32.10	1.61	0.42	3.82	0.00	0.00	0.00
32.15	1.61	0.42	3.82	0.00	0.00	0.00
32.20	1.61	0.42	3.82	0.00	0.00	0.00
32.25	1.61	0.42	3.82	0.00	0.00	0.00
32.30	1.61	0.42	3.81	0.00	0.00	0.00
32.35	1.60	0.42	3.81	0.00	0.00	0.00
32.40	1.60	0.42	3.81	0.00	0.00	0.00
32.45	1.60	0.42	3.81	0.00	0.00	0.00
32.50	1.60	0.42	3.81	0.00	0.00	0.00
32.55	1.60	0.42	3.80	0.00	0.00	0.00
32.60	1.60	0.42	3.80	0.00	0.00	0.00
32.65	1.60	0.42	3.80	0.00	0.00	0.00
32.70	1.60	0.42	3.80	0.00	0.00	0.00
32.75	1.60	0.42	3.80	0.00	0.00	0.00
32.80	1.60	0.42	3.79	0.00	0.00	0.00
32.85	1.60	0.42	3.79	0.00	0.00	0.00
32.90	1.60	0.42	3.79	0.00	0.00	0.00
32.95	1.60	0.42	3.79	0.00	0.00	0.00
33.00	1.60	0.42	3.79	0.00	0.00	0.00
33.05	1.60	0.42	3.79	0.00	0.00	0.00
33.10	1.60	0.42	3.78	0.00	0.00	0.00
33.15	1.60	0.42	3.78	0.00	0.00	0.00
33.20	1.60	0.42	3.78	0.00	0.00	0.00
33.25	1.60	0.42	3.78	0.00	0.00	0.00
33.30	1.60	0.42	3.78	0.00	0.00	0.00
33.35	1.60	0.42	3.77	0.00	0.00	0.00
33.40	1.60	0.42	3.77	0.00	0.00	0.00
33.45	1.60	0.42	3.77	0.00	0.00	0.00
33.50	1.59	0.42	3.77	0.00	0.00	0.00
33.55	1.59	0.42	3.77	0.00	0.00	0.00
33.60	1.59	0.42	3.77	0.00	0.00	0.00
33.65	1.59	0.42	3.76	0.00	0.00	0.00
33.70	1.59	0.42	3.76	0.00	0.00	0.00
33.75	1.59	0.42	3.76	0.00	0.00	0.00
33.80	1.59	0.42	3.76	0.00	0.00	0.00
33.85	1.59	0.42	3.76	0.00	0.00	0.00
33.90	1.59	0.42	3.76	0.00	0.00	0.00
33.95	1.59	0.42	3.75	0.00	0.00	0.00
34.00	1.59	0.42	3.75	0.00	0.00	0.00
34.05	1.59	0.42	3.75	0.00	0.00	0.00
34.10	1.59	0.42	3.75	0.00	0.00	0.00
34.15	1.59	0.42	3.75	0.00	0.00	0.00
34.20	1.59	0.42	3.75	0.00	0.00	0.00
34.25	1.59	0.42	3.74	0.00	0.00	0.00
34.30	1.59	0.42	3.74	0.00	0.00	0.00
34.35	1.59	0.42	3.74	0.00	0.00	0.00
34.40	1.59	0.42	3.74	0.00	0.00	0.00

34.45	1.59	0.42	3.74	0.00	0.00	0.00
34.50	1.59	0.42	3.74	0.00	0.00	0.00
34.55	1.59	0.42	3.74	0.00	0.00	0.00
34.60	1.59	0.42	3.73	0.00	0.00	0.00
34.65	1.59	0.42	3.73	0.00	0.00	0.00
34.70	1.58	0.42	3.73	0.00	0.00	0.00
34.75	1.58	0.42	3.73	0.00	0.00	0.00
34.80	1.58	0.42	3.73	0.00	0.00	0.00
34.85	1.58	0.42	3.73	0.00	0.00	0.00
34.90	1.58	0.43	3.72	0.00	0.00	0.00
34.95	1.58	0.43	3.72	0.00	0.00	0.00
35.00	1.58	0.43	3.72	0.00	0.00	0.00
35.05	1.58	0.43	3.72	0.00	0.00	0.00
35.10	1.58	0.43	3.72	0.00	0.00	0.00
35.15	1.58	0.43	3.72	0.00	0.00	0.00
35.20	1.58	0.43	3.72	0.00	0.00	0.00
35.25	1.58	0.43	3.71	0.00	0.00	0.00
35.30	1.58	0.43	3.71	0.00	0.00	0.00
35.35	1.58	0.43	3.71	0.00	0.00	0.00
35.40	1.58	0.43	3.71	0.00	0.00	0.00
35.45	1.58	0.43	3.71	0.00	0.00	0.00
35.50	1.58	0.43	3.71	0.00	0.00	0.00
35.55	1.58	0.43	3.71	0.00	0.00	0.00
35.60	1.58	0.43	3.70	0.00	0.00	0.00
35.65	1.58	0.43	3.70	0.00	0.00	0.00
35.70	1.58	0.43	3.70	0.00	0.00	0.00
35.75	1.58	0.43	3.70	0.00	0.00	0.00
35.80	1.58	0.43	3.70	0.00	0.00	0.00
35.85	1.57	0.43	3.70	0.00	0.00	0.00
35.90	1.57	0.43	3.70	0.00	0.00	0.00
35.95	1.57	0.43	3.69	0.00	0.00	0.00
36.00	1.57	0.43	3.69	0.00	0.00	0.00
36.05	1.57	0.43	3.69	0.00	0.00	0.00
36.10	1.57	0.43	3.69	0.00	0.00	0.00
36.15	1.57	0.43	3.69	0.00	0.00	0.00
36.20	1.57	0.43	3.69	0.00	0.00	0.00
36.25	1.57	0.43	3.69	0.00	0.00	0.00
36.30	1.57	0.43	3.68	0.00	0.00	0.00
36.35	1.57	0.43	3.68	0.00	0.00	0.00
36.40	1.57	0.43	3.68	0.00	0.00	0.00
36.45	1.57	0.43	3.68	0.00	0.00	0.00
36.50	1.57	0.43	3.68	0.00	0.00	0.00
36.55	1.57	0.43	3.68	0.00	0.00	0.00
36.60	1.57	0.43	3.68	0.00	0.00	0.00
36.65	1.57	0.43	3.67	0.00	0.00	0.00
36.70	1.57	0.43	3.67	0.00	0.00	0.00
36.75	1.57	0.43	3.67	0.00	0.00	0.00
36.80	1.57	0.43	3.67	0.00	0.00	0.00
36.85	1.57	0.43	3.67	0.00	0.00	0.00
36.90	1.57	0.43	3.67	0.00	0.00	0.00
36.95	1.57	0.43	3.67	0.00	0.00	0.00
37.00	1.57	0.43	3.67	0.00	0.00	0.00
37.05	1.57	0.43	3.66	0.00	0.00	0.00
37.10	1.56	0.43	3.66	0.00	0.00	0.00
37.15	1.56	0.43	3.66	0.00	0.00	0.00
37.20	1.56	0.43	3.66	0.00	0.00	0.00
37.25	1.56	0.43	3.66	0.00	0.00	0.00
37.30	1.56	0.43	3.66	0.00	0.00	0.00
37.35	1.56	0.43	3.66	0.00	0.00	0.00
37.40	1.56	0.43	3.66	0.00	0.00	0.00
37.45	1.56	0.43	3.65	0.00	0.00	0.00
37.50	1.56	0.43	3.65	0.00	0.00	0.00
37.55	1.56	0.43	3.65	0.00	0.00	0.00

47.05	1.48	0.42	3.52	0.00	0.00	0.00
47.10	1.48	0.42	3.52	0.00	0.00	0.00
47.15	1.48	0.42	3.52	0.00	0.00	0.00
47.20	1.48	0.42	3.52	0.00	0.00	0.00
47.25	1.48	0.42	3.52	0.00	0.00	0.00
47.30	1.48	0.42	3.51	0.00	0.00	0.00
47.35	1.48	0.42	3.51	0.00	0.00	0.00
47.40	1.48	0.42	3.51	0.00	0.00	0.00
47.45	1.48	0.42	3.51	0.00	0.00	0.00
47.50	1.48	0.42	3.51	0.00	0.00	0.00
47.55	1.48	0.42	3.51	0.00	0.00	0.00
47.60	1.48	0.42	3.51	0.00	0.00	0.00
47.65	1.48	0.42	3.51	0.00	0.00	0.00
47.70	1.48	0.42	3.51	0.00	0.00	0.00
47.75	1.48	0.42	3.51	0.00	0.00	0.00
47.80	1.48	0.42	3.51	0.00	0.00	0.00
47.85	1.48	0.42	3.51	0.00	0.00	0.00
47.90	1.48	0.42	3.51	0.00	0.00	0.00
47.95	1.48	0.42	3.51	0.00	0.00	0.00
48.00	1.48	0.42	3.51	0.00	0.00	0.00
48.05	1.48	0.42	3.51	0.00	0.00	0.00
48.10	1.48	0.42	3.51	0.00	0.00	0.00
48.15	1.48	0.42	3.51	0.00	0.00	0.00
48.20	1.47	0.42	3.51	0.00	0.00	0.00
48.25	1.47	0.42	3.51	0.00	0.00	0.00
48.30	1.47	0.42	3.51	0.00	0.00	0.00
48.35	1.47	0.42	3.51	0.00	0.00	0.00
48.40	1.47	0.42	3.51	0.00	0.00	0.00
48.45	1.47	0.42	3.51	0.00	0.00	0.00
48.50	1.47	0.42	3.51	0.00	0.00	0.00
48.55	1.47	0.42	3.51	0.00	0.00	0.00
48.60	1.47	0.42	3.51	0.00	0.00	0.00
48.65	1.47	0.42	3.51	0.00	0.00	0.00
48.70	1.47	0.42	3.51	0.00	0.00	0.00
48.75	1.47	0.42	3.51	0.00	0.00	0.00
48.80	1.47	0.42	3.51	0.00	0.00	0.00
48.85	1.47	0.42	3.51	0.00	0.00	0.00
48.90	1.47	0.42	3.51	0.00	0.00	0.00
48.95	1.47	0.42	3.51	0.00	0.00	0.00
49.00	1.47	0.42	3.51	0.00	0.00	0.00
49.05	1.47	0.42	3.51	0.00	0.00	0.00
49.10	1.47	0.42	3.51	0.00	0.00	0.00
49.15	1.47	0.42	3.51	0.00	0.00	0.00
49.20	1.47	0.42	3.51	0.00	0.00	0.00
49.25	1.47	0.42	3.51	0.00	0.00	0.00
49.30	1.47	0.42	3.51	0.00	0.00	0.00
49.35	1.47	0.42	3.51	0.00	0.00	0.00
49.40	1.47	0.42	3.51	0.00	0.00	0.00
49.45	1.47	0.42	3.51	0.00	0.00	0.00
49.50	1.46	0.42	3.51	0.00	0.00	0.00
49.55	1.46	0.42	3.51	0.00	0.00	0.00
49.60	1.46	0.42	3.51	0.00	0.00	0.00
49.65	1.46	0.42	3.51	0.00	0.00	0.00
49.70	1.46	0.42	3.51	0.00	0.00	0.00
49.75	1.46	0.42	3.50	0.00	0.00	0.00
49.80	1.46	0.42	3.50	0.00	0.00	0.00
49.85	1.46	0.42	3.50	0.00	0.00	0.00
49.90	1.46	0.42	3.50	0.00	0.00	0.00
49.95	1.46	0.42	3.50	0.00	0.00	0.00
50.00	1.46	0.42	3.50	0.00	0.00	0.00

* F.S.<1, Liquefaction Potential Zone
(F.S. is limited to 5, CRR is limited to 2, CSR is limited to 2)

Units: Unit: qc, fs, Stress or Pressure = atm (1.0581tsf); Unit Weight = pcf; Depth = ft; Settlement = in.


1 atm (atmosphere) = 1 tsf (ton/ft²)
CRRm Cyclic resistance ratio from soils
CSRsf Cyclic stress ratio induced by a given earthquake (with
user request factor of safety)
F.S. Factor of Safety against liquefaction, F.S.=CRRm/CSRsf
S_sat Settlement from saturated sands
S_dry Settlement from Unsaturated Sands
S_all Total Settlement from Saturated and Unsaturated Sands
NoLiq No-Liquefy Soils

Unified Hazard Tool

Please do not use this tool to obtain ground motion parameter values for the design code reference documents covered by the [U.S. Seismic Design Maps web tools](#) (e.g., the International Building Code and the ASCE 7 or 41 Standard). The values returned by the two applications are not identical.

^ Input

Edition

Dynamic: Conterminous U.S. 2014 

Spectral Period

Peak ground acceleration 

Latitude

Decimal degrees

35.34401

Time Horizon

Return period in years


2475

Longitude

Decimal degrees, negative values for western long...

-118.98984

Site Class

259 m/s (Site class D) 

^ Hazard Curve

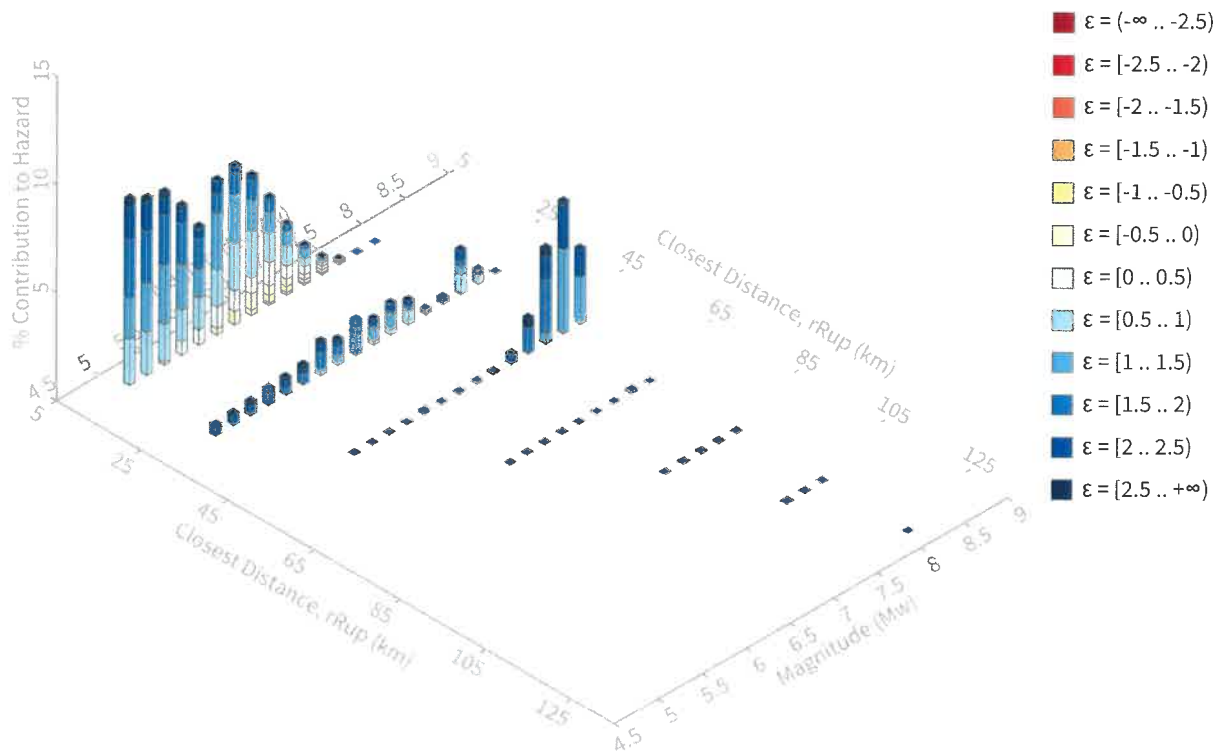
Please select "Edition", "Location" & "Site Class" above to compute a hazard curve.

Compute Hazard Curve

^ Deaggregation

Component

Total



Summary statistics for, Deaggregation: Total

Deaggregation targets

Return period: 2475 yrs

Exceedance rate: 0.0004040404 yr⁻¹

PGA ground motion: 0.62865539 g

Recovered targets

Return period: 2829.349 yrs

Exceedance rate: 0.0003534382 yr⁻¹

Totals

Binned: 100 %

Residual: 0 %

Trace: 0.15 %

Mean (for all sources)

r: 20.71 km

m: 6.4

ϵ_0 : 1.33 σ

Mode (largest r-m bin)

r: 10.05 km

m: 5.1

ϵ_0 : 1.54 σ

Contribution: 8.56 %

Mode (largest ϵ_0 bin)

r: 56.45 km

m: 8.1

ϵ_0 : 1.35 σ

Contribution: 3.86 %

Deaggregation Contributors

Source Set ↪ Source	Type	r	m	ϵ_0	lon	lat	az	%
UC33brAvg_FM31 (opt)	Grid							38.59
PointSourceFinite: -118.990, 35.384		6.57	5.74	0.90	118.990°W	35.384°N	0.00	4.46
PointSourceFinite: -118.990, 35.384		6.57	5.74	0.90	118.990°W	35.384°N	0.00	4.45
PointSourceFinite: -118.990, 35.402		7.77	5.80	1.01	118.990°W	35.402°N	0.00	2.71
PointSourceFinite: -118.990, 35.402		7.77	5.80	1.01	118.990°W	35.402°N	0.00	2.71
PointSourceFinite: -118.990, 35.447		11.15	5.95	1.25	118.990°W	35.447°N	0.00	2.43
PointSourceFinite: -118.990, 35.447		11.15	5.95	1.25	118.990°W	35.447°N	0.00	2.42
PointSourceFinite: -118.990, 35.429		9.75	5.89	1.16	118.990°W	35.429°N	0.00	2.01
PointSourceFinite: -118.990, 35.429		9.75	5.89	1.16	118.990°W	35.429°N	0.00	2.01
PointSourceFinite: -118.990, 35.438		10.44	5.92	1.21	118.990°W	35.438°N	0.00	1.44
PointSourceFinite: -118.990, 35.438		10.44	5.92	1.21	118.990°W	35.438°N	0.00	1.44
PointSourceFinite: -118.990, 35.501		15.70	6.10	1.48	118.990°W	35.501°N	0.00	1.43
PointSourceFinite: -118.990, 35.501		15.70	6.10	1.48	118.990°W	35.501°N	0.00	1.43
UC33brAvg_FM32 (opt)	Grid							38.54
PointSourceFinite: -118.990, 35.384		6.57	5.74	0.90	118.990°W	35.384°N	0.00	4.45
PointSourceFinite: -118.990, 35.384		6.57	5.74	0.90	118.990°W	35.384°N	0.00	4.45
PointSourceFinite: -118.990, 35.402		7.77	5.80	1.01	118.990°W	35.402°N	0.00	2.71
PointSourceFinite: -118.990, 35.402		7.77	5.80	1.01	118.990°W	35.402°N	0.00	2.70
PointSourceFinite: -118.990, 35.447		11.15	5.95	1.25	118.990°W	35.447°N	0.00	2.42
PointSourceFinite: -118.990, 35.447		11.15	5.95	1.25	118.990°W	35.447°N	0.00	2.42
PointSourceFinite: -118.990, 35.429		9.75	5.89	1.16	118.990°W	35.429°N	0.00	2.01
PointSourceFinite: -118.990, 35.429		9.75	5.89	1.16	118.990°W	35.429°N	0.00	2.01
PointSourceFinite: -118.990, 35.438		10.45	5.92	1.21	118.990°W	35.438°N	0.00	1.44
PointSourceFinite: -118.990, 35.438		10.45	5.92	1.21	118.990°W	35.438°N	0.00	1.44
PointSourceFinite: -118.990, 35.501		15.70	6.10	1.48	118.990°W	35.501°N	0.00	1.43
PointSourceFinite: -118.990, 35.501		15.70	6.10	1.48	118.990°W	35.501°N	0.00	1.42
UC33brAvg_FM31	System							11.46
San Andreas (Big Bend) [3]		56.57	8.07	1.72	119.138°W	34.850°N	193.82	6.62
Pleito [2]		39.27	7.89	1.37	119.058°W	34.996°N	189.16	1.48
White Wolf [3]		27.08	7.03	1.42	118.778°W	35.173°N	134.70	1.24
UC33brAvg_FM32	System							11.40
San Andreas (Big Bend) [3]		56.57	8.07	1.72	119.138°W	34.850°N	193.82	6.60
Pleito [2]		39.27	7.90	1.37	119.058°W	34.996°N	189.16	1.44
White Wolf [3]		27.08	7.02	1.43	118.778°W	35.173°N	134.70	1.23

02217101.OUT

```
*****  
*  
*   E Q S E A R C H   *  
*  
*   Version 3.00   *  
*  
*****
```

ESTIMATION OF
PEAK ACCELERATION FROM
CALIFORNIA EARTHQUAKE CATALOGS

JOB NUMBER: 02217101

DATE: 10-30-2017

JOB NAME: 02217101

EARTHQUAKE-CATALOG-FILE NAME: ALLQUAKE.DAT

MAGNITUDE RANGE:

MINIMUM MAGNITUDE: 4.00
MAXIMUM MAGNITUDE: 9.00

SITE COORDINATES:

SITE LATITUDE: 35.3440
SITE LONGITUDE: 118.9898

SEARCH DATES:

START DATE: 1800
END DATE: 2016

SEARCH RADIUS:

50.0 mi
80.5 km

ATTENUATION RELATION: 3) Boore et al. (1997) Horiz. - NEHRP D (250)
UNCERTAINTY (M=Median, S=Sigma): M Number of Sigmas: 0.0
ASSUMED SOURCE TYPE: DS [SS=Strike-slip, DS=Reverse-slip, BT=Blind-thrust]
SCOND: 0 Depth Source: A
Basement Depth: 5.00 km Campbell SSR: Campbell SHR:
COMPUTE PEAK HORIZONTAL ACCELERATION

MINIMUM DEPTH VALUE (km): 0.0

 EARTHQUAKE SEARCH RESULTS

Page 1

FILE CODE	LAT. NORTH	LONG. WEST	DATE	TIME (UTC) H M Sec	DEPTH (km)	QUAKE MAG.	SITE ACC. g	SITE MM INT.	APPROX. DISTANCE mi [km]
T-A	35.3300	119.0000	01/04/1870	7 0 0.0	0.0	4.30	0.174	VIII	1.1(1.8)
DMG	35.3500	118.9670	02/04/1954	204841.0	0.0	4.00	0.146	VIII	1.3(2.2)
DMG	35.3170	118.9500	09/01/1952	1039 0.0	0.0	4.10	0.132	VIII	2.9(4.7)
MGI	35.3000	119.0000	09/04/1908	0 0 0.0	0.0	4.60	0.169	VIII	3.1(5.0)
MGI	35.3000	119.0000	01/08/1903	030 0.0	0.0	4.60	0.169	VIII	3.1(5.0)
DMG	35.3330	118.9170	08/22/1952	224124.0	0.0	5.80	0.281	IX	4.2(6.7)
DMG	35.3330	118.9170	08/07/1952	1919 7.0	0.0	4.20	0.121	VII	4.2(6.7)
DMG	35.3330	118.9170	07/31/1952	195314.0	0.0	4.50	0.142	VIII	4.2(6.7)
DMG	35.3330	118.9170	07/29/1952	195132.0	0.0	4.50	0.142	VIII	4.2(6.7)
DMG	35.3670	118.8830	09/12/1953	64116.0	0.0	4.10	0.093	VII	6.2(10.0)
GSP	35.3700	118.8500	12/18/1990	165643.0	6.0	4.20	0.083	VII	8.1(13.0)
DMG	35.3830	118.8500	10/13/1952	222035.0	0.0	4.00	0.073	VII	8.3(13.4)
DMG	35.3830	118.8500	07/29/1952	7 347.0	0.0	6.10	0.222	IX	8.3(13.4)
DMG	35.3670	118.8330	03/17/1935	2026 0.0	0.0	4.00	0.070	VI	9.0(14.4)
PAS	35.4520	118.8990	02/08/1985	65816.9	11.1	4.60	0.095	VII	9.0(14.5)
DMG	35.4000	118.8170	07/29/1952	8 146.0	0.0	5.10	0.112	VII	10.5(16.8)
DMG	35.5000	118.9670	09/29/1948	4 648.0	0.0	4.20	0.068	VI	10.8(17.4)
DMG	35.3000	118.8000	12/23/1905	2223 0.0	0.0	5.00	0.102	VII	11.1(17.9)
PAS	35.3720	118.7740	12/15/1987	182346.1	3.2	4.10	0.059	VI	12.3(19.8)
DMG	35.1840	119.0990	07/01/1959	234923.4	9.0	4.70	0.079	VII	12.6(20.3)
DMG	35.2170	118.8170	12/15/1953	124436.0	0.0	4.60	0.073	VII	13.1(21.1)
DMG	35.2170	118.8170	07/23/1952	1317 5.0	0.0	5.70	0.131	VIII	13.1(21.1)
DMG	35.1500	119.0500	11/11/1952	1722 8.0	0.0	4.20	0.057	VI	13.8(22.2)
DMG	35.3330	118.7330	08/05/1952	65010.0	0.0	4.40	0.061	VI	14.5(23.3)
DMG	35.3330	119.2500	01/20/1941	135816.0	0.0	4.00	0.049	VI	14.7(23.6)
GSP	35.1490	119.1040	05/28/1993	044740.6	21.0	5.20	0.091	VII	14.9(24.0)
DMG	35.1830	119.1740	06/04/1956	83319.3	14.3	4.00	0.048	VI	15.2(24.5)
DMG	35.4500	119.2500	01/23/1935	1352 0.0	0.0	4.00	0.045	VI	16.4(26.3)
DMG	35.1000	119.0000	07/22/1952	14 511.0	0.0	4.30	0.052	VI	16.9(27.1)
DMG	35.1000	119.0000	07/24/1952	311 7.0	0.0	4.10	0.047	VI	16.9(27.1)
DMG	35.1000	118.9670	08/25/1952	62026.0	0.0	4.70	0.064	VI	16.9(27.2)
DMG	35.4330	118.7000	05/01/1954	22 439.0	0.0	4.20	0.048	VI	17.4(28.0)
DMG	35.1000	119.0830	12/06/1934	743 0.0	0.0	4.00	0.043	VI	17.6(28.4)
DMG	35.1000	119.0830	07/24/1946	019 8.0	0.0	4.00	0.043	VI	17.6(28.4)
DMG	35.4170	119.3000	06/04/1941	84719.0	0.0	4.00	0.042	VI	18.2(29.2)
DMG	35.3790	118.6680	11/21/1955	205527.6	5.3	4.30	0.049	VI	18.3(29.4)
DMG	35.3000	118.6670	08/13/1952	212548.0	0.0	4.10	0.044	VI	18.4(29.7)
GSP	35.3180	118.6540	01/25/2003	091610.2	5.0	4.50	0.053	VI	19.0(30.6)
DMG	35.0670	118.9830	08/04/1952	194750.0	0.0	4.00	0.040	V	19.1(30.8)
DMG	35.1330	118.7670	07/21/1952	194122.0	0.0	5.50	0.088	VII	19.2(31.0)
DMG	35.1330	118.7670	07/25/1952	143442.0	0.0	4.40	0.050	VI	19.2(31.0)
DMG	35.0670	119.0330	07/27/1952	113438.0	0.0	4.10	0.042	VI	19.3(31.0)
DMG	35.0670	119.0330	07/23/1952	175329.0	0.0	4.10	0.042	VI	19.3(31.0)
DMG	35.4320	118.6640	09/30/1964	175125.8	7.4	4.00	0.040	V	19.3(31.1)
DMG	35.0670	118.9330	07/23/1952	223220.0	0.0	4.10	0.042	VI	19.4(31.2)
DMG	35.0660	119.0490	01/24/1974	5 2 0.8	6.4	4.30	0.047	VI	19.5(31.3)
DMG	35.5000	118.7000	01/06/1905	1430 0.0	0.0	5.00	0.067	VI	19.5(31.4)
DMG	35.0670	119.0670	02/24/1954	223022.0	0.0	4.50	0.051	VI	19.6(31.6)
DMG	35.4650	118.6680	02/07/1964	221052.0	-0.5	4.20	0.043	VI	19.9(32.1)
DMG	35.0670	118.8830	08/17/1952	21 442.0	0.0	4.30	0.046	VI	20.0(32.3)
DMG	35.0670	118.8830	08/14/1952	114146.0	0.0	4.20	0.043	VI	20.0(32.3)
DMG	35.2170	118.6670	09/14/1952	204324.0	0.0	4.10	0.041	V	20.2(32.5)
PAS	35.2970	119.3460	05/06/1985	231433.0	24.4	4.40	0.048	VI	20.3(32.7)

Page 2

 EARTHQUAKE SEARCH RESULTS

Page 2

FILE CODE	LAT. NORTH	LONG. WEST	DATE	TIME (UTC) H M Sec	DEPTH (km)	QUAKE MAG.	SITE ACC. g	SITE MM INT.	APPROX. DISTANCE mi [km]
DMG	35.0500	118.9500	11/14/1952	2334 1.4	0.0	4.00	0.038	V	20.4(32.9)
DMG	35.0500	118.9500	08/17/1952	614 4.0	0.0	4.00	0.038	V	20.4(32.9)
DMG	35.4000	118.6330	10/02/1952	231021.0	0.0	4.20	0.043	VI	20.5(32.9)
PAS	35.0460	119.0010	06/05/1975	144645.3	9.0	4.10	0.040	V	20.6(33.1)
DMG	35.6000	118.8000	06/30/1926	1331 0.0	0.0	5.00	0.064	VI	20.6(33.2)
DMG	35.0450	119.0040	03/23/1956	212327.1	12.1	4.30	0.045	VI	20.7(33.2)
GSP	35.0430	119.0130	09/22/2005	202448.6	11.0	4.70	0.055	VI	20.8(33.5)
GSP	35.3900	118.6230	09/29/2004	225454.2	3.0	5.00	0.064	VI	20.9(33.6)
DMG	35.0500	118.9000	09/25/1952	162136.0	0.0	4.10	0.040	V	20.9(33.7)
DMG	35.3580	118.6160	08/24/1955	17 540.9	7.2	4.00	0.037	V	21.1(33.9)
DMG	35.3950	118.6200	08/08/1955	32150.5	4.1	4.70	0.054	VI	21.1(34.0)
DMG	35.0330	119.0000	07/22/1952	101939.0	0.0	4.10	0.039	V	21.5(34.6)
DMG	35.0330	118.9330	07/22/1952	223133.0	0.0	4.70	0.053	VI	21.7(34.9)
DMG	35.0330	119.0500	08/18/1952	44010.0	0.0	4.70	0.053	VI	21.7(35.0)
DMG	35.0330	119.0500	08/07/1952	163151.0	0.0	4.90	0.059	VI	21.7(35.0)
DMG	35.0330	119.0500	07/27/1952	71611.0	0.0	4.10	0.039	V	21.7(35.0)
DMG	35.0500	119.1330	08/06/1953	1120 4.0	0.0	4.40	0.045	VI	21.8(35.2)
DMG	35.0500	119.1330	05/23/1953	75255.0	0.0	4.20	0.040	V	21.8(35.2)
DMG	35.0330	118.9170	07/23/1952	211658.0	0.0	4.10	0.038	V	21.9(35.2)
DMG	35.1500	118.6830	08/13/1952	173925.0	0.0	4.70	0.053	VI	21.9(35.2)
DMG	35.1330	118.7000	09/02/1952	124132.0	0.0	4.60	0.050	VI	21.9(35.2)
DMG	35.3330	118.6000	07/23/1952	161838.0	0.0	4.50	0.047	VI	22.0(35.3)
DMG	35.3330	118.6000	09/16/1952	142454.0	0.0	4.00	0.036	V	22.0(35.3)
DMG	35.3330	118.6000	08/10/1952	6 118.0	0.0	4.00	0.036	V	22.0(35.3)
DMG	35.3330	118.6000	07/23/1952	164853.0	0.0	4.50	0.047	VI	22.0(35.3)
DMG	35.3330	118.6000	07/31/1952	12 9 9.0	0.0	5.80	0.094	VII	22.0(35.3)
DMG	35.3830	118.6000	09/05/1953	192436.0	0.0	4.10	0.038	V	22.1(35.6)
DMG	35.1830	118.6500	07/21/1952	151358.0	0.0	5.10	0.064	VI	22.1(35.6)
DMG	35.0330	119.1000	01/13/1954	14531.0	0.0	4.40	0.044	VI	22.4(36.0)
DMG	35.0330	119.1000	02/07/1954	0 953.0	0.0	4.40	0.044	VI	22.4(36.0)
DMG	35.0330	119.1000	01/12/1954	234037.0	0.0	4.10	0.038	V	22.4(36.0)
DMG	35.0330	119.1000	09/02/1953	152756.0	0.0	4.00	0.036	V	22.4(36.0)
DMG	35.2000	118.6330	07/22/1952	321 5.0	0.0	4.40	0.044	VI	22.4(36.1)
DMG	35.0830	118.7500	07/26/1952	18 244.0	0.0	4.00	0.036	V	22.5(36.3)
DMG	35.0830	118.7500	07/22/1952	84734.0	0.0	4.70	0.051	VI	22.5(36.3)
DMG	35.0830	118.7500	07/26/1952	15 831.0	0.0	4.40	0.044	VI	22.5(36.3)
GSB	35.0380	119.1300	02/14/2004	124311.4	12.0	4.60	0.049	VI	22.6(36.3)
DMG	35.0170	118.9830	08/17/1952	9 9 7.0	0.0	4.10	0.037	V	22.6(36.3)
DMG	35.0500	119.1670	12/14/1950	135623.0	0.0	4.40	0.044	VI	22.6(36.4)
DMG	35.0830	119.2330	03/03/1956	62412.0	0.0	4.20	0.039	V	22.6(36.4)
DMG	35.0170	119.0500	08/05/1953	122059.0	0.0	4.30	0.041	V	22.8(36.7)
DMG	35.0330	118.8500	10/07/1953	145921.0	0.0	4.90	0.057	VI	22.9(36.8)
DMG	35.0670	118.7670	07/22/1952	21 211.0	0.0	4.20	0.039	V	22.9(36.8)
PAS	35.0350	119.1370	06/16/1978	42131.6	1.8	4.30	0.041	V	22.9(36.8)
DMG	35.4540	118.6050	02/07/1964	22 750.3	-2.0	4.40	0.043	VI	22.9(36.9)
DMG	35.3670	118.5830	07/23/1952	65342.0	0.0	4.20	0.039	V	23.0(36.9)
DMG	35.3670	118.5830	07/27/1952	73539.0	0.0	4.20	0.039	V	23.0(36.9)
DMG	35.3670	118.5830	07/23/1952	04738.0	0.0	4.60	0.048	VI	23.0(36.9)
DMG	35.3670	118.5830	09/16/1952	1521 8.0	0.0	4.30	0.041	V	23.0(36.9)
DMG	35.3670	118.5830	07/28/1952	154120.0	0.0	4.00	0.035	V	23.0(36.9)
DMG	35.3670	118.5830	07/23/1952	4 140.0	0.0	4.70	0.051	VI	23.0(36.9)
DMG	35.3670	118.5830	07/23/1952	03832.0	0.0	6.10	0.106	VII	23.0(36.9)
DMG	35.3670	118.5830	07/23/1952	31923.0	0.0	5.00	0.059	VI	23.0(36.9)

Page 3

EARTHQUAKE SEARCH RESULTS

Page 3

FILE CODE	LAT. NORTH	LONG. WEST	DATE	TIME (UTC) H M Sec	DEPTH (km)	QUAKE MAG.	SITE ACC. g	SITE MM INT.	APPROX. DISTANCE mi [km]
DMG	35.3670	118.5830	07/23/1952	62628.0	0.0	4.00	0.035	V	23.0(36.9)
DMG	35.4000	118.5830	07/24/1952	114756.0	0.0	4.40	0.043	VI	23.2(37.4)
DMG	35.4000	118.5830	07/25/1952	7 351.0	0.0	4.10	0.037	V	23.2(37.4)
DMG	35.2330	118.6000	07/22/1952	91025.0	0.0	4.50	0.045	VI	23.3(37.4)
DMG	35.2330	118.6000	01/10/1953	221738.0	0.0	4.00	0.035	V	23.3(37.4)
DMG	35.2830	118.5830	07/31/1952	1719 8.0	0.0	4.50	0.045	VI	23.3(37.5)
DMG	35.0000	119.0000	07/21/1952	13 8 0.0	0.0	4.50	0.044	VI	23.8(38.2)
DMG	35.0000	119.0000	08/10/1952	194424.0	0.0	4.10	0.036	V	23.8(38.2)
DMG	35.0000	119.0000	07/22/1952	82122.0	0.0	4.10	0.036	V	23.8(38.2)
DMG	35.0000	119.0000	07/21/1952	1536 0.0	0.0	4.20	0.038	V	23.8(38.2)
DMG	35.0000	119.0000	07/21/1952	1442 0.0	0.0	4.20	0.038	V	23.8(38.2)
DMG	35.0000	119.0000	07/21/1952	1553 0.0	0.0	4.50	0.044	VI	23.8(38.2)
DMG	35.0000	119.0000	07/22/1952	191024.0	0.0	4.10	0.036	V	23.8(38.2)
DMG	35.0000	119.0000	07/21/1952	1317 0.0	0.0	4.00	0.034	V	23.8(38.2)
DMG	35.0000	119.0000	02/16/1919	1557 0.0	0.0	5.00	0.058	VI	23.8(38.2)
DMG	35.0000	119.0000	07/21/1952	1225 0.0	0.0	4.70	0.049	VI	23.8(38.2)
DMG	35.0000	119.0000	07/22/1952	175236.0	0.0	4.10	0.036	V	23.8(38.2)
DMG	35.0000	119.0000	07/21/1952	12 531.0	0.0	6.40	0.121	VII	23.8(38.2)
DMG	35.0000	119.0000	07/21/1952	12 6 0.0	0.0	4.80	0.052	VI	23.8(38.2)
DMG	35.0000	119.0000	07/25/1952	0 3 0.0	0.0	4.00	0.034	V	23.8(38.2)
DMG	35.0000	119.0000	07/21/1952	1210 0.0	0.0	4.50	0.044	VI	23.8(38.2)
DMG	35.0000	119.0000	07/21/1952	1240 0.0	0.0	4.90	0.055	VI	23.8(38.2)
DMG	35.0000	119.0000	07/23/1952	043 8.0	0.0	4.40	0.042	VI	23.8(38.2)
DMG	35.0000	119.0000	07/21/1952	1336 0.0	0.0	4.10	0.036	V	23.8(38.2)
DMG	35.0000	119.0000	07/21/1952	1617 0.0	0.0	4.10	0.036	V	23.8(38.2)
DMG	35.0000	119.0000	07/21/1952	1638 0.0	0.0	4.50	0.044	VI	23.8(38.2)
DMG	35.0000	119.0000	07/21/1952	1415 0.0	0.0	4.40	0.042	VI	23.8(38.2)
DMG	35.0000	119.0000	07/21/1952	1259 0.0	0.0	4.20	0.038	V	23.8(38.2)
DMG	35.0000	119.0000	07/21/1952	14 6 0.0	0.0	4.20	0.038	V	23.8(38.2)
DMG	35.0000	119.0000	07/21/1952	1451 0.0	0.0	4.20	0.038	V	23.8(38.2)
DMG	35.0000	119.0000	01/25/1919	2229 0.0	0.0	4.00	0.034	V	23.8(38.2)
DMG	35.0000	119.0000	07/22/1952	133143.0	0.0	4.80	0.052	VI	23.8(38.2)
DMG	35.0000	119.0000	07/21/1952	1228 0.0	0.0	4.20	0.038	V	23.8(38.2)
DMG	35.0000	119.0000	07/21/1952	18 0 0.0	0.0	4.50	0.044	VI	23.8(38.2)
DMG	35.0000	119.0000	07/21/1952	1313 0.0	0.0	4.50	0.044	VI	23.8(38.2)
DMG	35.0000	119.0000	07/21/1952	1311 0.0	0.0	4.10	0.036	V	23.8(38.2)
DMG	35.0000	119.0000	07/21/1952	1222 0.0	0.0	4.90	0.055	VI	23.8(38.2)
DMG	35.0000	119.0000	07/21/1952	1239 0.0	0.0	4.20	0.038	V	23.8(38.2)
DMG	35.0000	119.0000	07/21/1952	1359 0.0	0.0	4.60	0.047	VI	23.8(38.2)
DMG	35.0000	119.0000	07/21/1952	12 7 0.0	0.0	4.70	0.049	VI	23.8(38.2)
DMG	35.0000	119.0000	07/21/1952	1218 0.0	0.0	4.40	0.042	VI	23.8(38.2)
DMG	35.0000	119.0000	07/21/1952	1212 0.0	0.0	4.60	0.047	VI	23.8(38.2)
DMG	35.0000	119.0000	07/21/1952	1542 0.0	0.0	4.20	0.038	V	23.8(38.2)
DMG	35.0000	119.0000	07/21/1952	1417 0.0	0.0	4.10	0.036	V	23.8(38.2)
DMG	35.0000	119.0000	07/21/1952	132512.0	0.0	4.50	0.044	VI	23.8(38.2)
DMG	35.0000	119.0000	03/13/1929	228 0.0	0.0	4.50	0.044	VI	23.8(38.2)
PAS	35.2700	119.4020	09/26/1980	131841.1	5.0	4.10	0.036	V	23.8(38.3)
DMG	35.0000	119.0170	05/25/1953	324 1.0	0.0	4.80	0.052	VI	23.8(38.3)
DMG	35.0000	119.0170	01/12/1954	233349.0	0.0	5.90	0.093	VII	23.8(38.3)
DMG	35.0000	119.0170	07/21/1952	115214.0	0.0	7.70	0.240	IX	23.8(38.3)
DMG	35.3330	118.5670	08/08/1952	51718.0	0.0	4.00	0.034	V	23.8(38.3)
DMG	35.0000	119.0330	07/21/1952	1157 0.0	0.0	4.50	0.044	VI	23.9(38.4)
DMG	35.0000	119.0330	07/21/1952	1155 0.0	0.0	4.50	0.044	VI	23.9(38.4)

Page 4

 EARTHQUAKE SEARCH RESULTS

Page 4

FILE CODE	LAT. NORTH	LONG. WEST	DATE	TIME (UTC) H M Sec	DEPTH (km)	QUAKE MAG.	SITE ACC. g	SITE MM INT.	APPROX. DISTANCE mi [km]
DMG	35.0000	119.0330	07/21/1952	1159 0.0	0.0	4.50	0.044	VI	23.9(38.4)
DMG	35.0000	119.0330	07/21/1952	12 2 0.0	0.0	5.60	0.079	VII	23.9(38.4)
DMG	35.0000	119.0330	07/21/1952	1154 0.0	0.0	4.50	0.044	VI	23.9(38.4)
DMG	35.0000	119.0330	07/21/1952	1158 0.0	0.0	4.60	0.047	VI	23.9(38.4)
DMG	35.3830	118.5670	07/23/1952	546 3.0	0.0	4.70	0.049	VI	24.0(38.5)
DMG	35.0000	119.0500	09/12/1952	103525.0	0.0	4.50	0.044	VI	24.0(38.6)
PAS	35.0180	119.1410	11/10/1981	223435.5	3.1	4.50	0.044	VI	24.1(38.7)
GSP	35.0310	119.1800	05/06/2005	022909.5	11.0	4.10	0.036	V	24.1(38.8)
DMG	35.1500	118.6330	01/27/1954	141948.0	0.0	5.00	0.057	VI	24.2(38.9)
DMG	35.0000	119.0830	11/07/1952	85535.0	0.0	4.60	0.046	VI	24.3(39.1)
GSB	35.0270	119.1780	04/16/2005	191813.0	10.0	4.60	0.046	VI	24.3(39.1)
DMG	35.0500	119.2330	08/19/1952	191226.0	0.0	4.50	0.043	VI	24.5(39.4)
PAS	35.0000	119.1030	05/13/1975	02135.6	19.1	4.50	0.043	VI	24.6(39.6)
DMG	35.1830	118.6000	07/26/1952	63850.0	0.0	4.00	0.033	V	24.6(39.6)
DMG	35.1830	118.6000	07/26/1952	2241 3.0	0.0	4.60	0.046	VI	24.6(39.6)
DMG	35.1830	118.6000	07/29/1952	154950.0	0.0	4.90	0.053	VI	24.6(39.6)
DMG	34.9830	118.9830	05/23/1954	235243.0	0.0	5.10	0.059	VI	24.9(40.1)
DMG	34.9830	119.0330	07/21/1952	235328.0	0.0	4.50	0.043	VI	25.0(40.3)
DMG	35.2830	118.5500	07/23/1952	34928.0	0.0	4.70	0.047	VI	25.1(40.4)
DMG	35.2830	118.5500	08/01/1952	31611.6	0.0	4.50	0.043	VI	25.1(40.4)
DMG	35.2830	118.5500	07/31/1952	41022.0	0.0	4.20	0.036	V	25.1(40.4)
DMG	35.2830	118.5500	07/26/1952	922 6.0	0.0	4.30	0.038	V	25.1(40.4)
DMG	35.2830	118.5500	07/23/1952	737 0.0	0.0	4.80	0.050	VI	25.1(40.4)
DMG	35.2830	118.5500	07/22/1952	15151.0	0.0	4.40	0.040	V	25.1(40.4)
DMG	35.2410	118.5600	07/21/1952	1912 7.4	5.8	4.30	0.038	V	25.2(40.6)
PAS	35.0120	119.1790	11/10/1981	2237 5.0	9.4	4.20	0.036	V	25.3(40.7)
DMG	35.0000	118.8330	07/23/1952	181351.0	0.0	5.20	0.061	VI	25.3(40.8)
DMG	35.0000	118.8330	07/23/1952	75319.0	0.0	5.40	0.068	VI	25.3(40.8)
DMG	35.0000	118.8330	12/01/1952	52610.0	0.0	4.40	0.040	V	25.3(40.8)
DMG	35.3210	118.5400	07/24/1952	141012.2	9.5	4.00	0.033	V	25.4(40.8)
DMG	34.9830	118.9000	03/23/1953	17 637.0	0.0	4.00	0.032	V	25.4(40.9)
DMG	34.9830	118.9000	07/24/1952	95032.0	0.0	4.30	0.038	V	25.4(40.9)
DMG	35.3560	118.5380	07/19/1955	2 425.5	6.4	4.10	0.034	V	25.5(41.0)
DMG	35.3370	118.5370	08/30/1952	45954.8	3.5	4.00	0.032	V	25.5(41.0)
DMG	35.3330	118.5330	08/01/1952	103556.0	0.0	4.00	0.032	V	25.7(41.4)
DMG	35.3670	118.5330	07/23/1952	195134.0	0.0	4.20	0.036	V	25.8(41.5)
DMG	35.3000	118.5330	07/30/1952	95929.0	0.0	4.00	0.032	V	25.9(41.7)
DMG	35.3000	118.5330	09/02/1952	1638 9.0	0.0	4.00	0.032	V	25.9(41.7)
DMG	35.3000	118.5330	07/21/1952	182338.0	0.0	4.50	0.042	VI	25.9(41.7)
DMG	35.3000	118.5330	07/21/1952	182628.0	0.0	4.10	0.034	V	25.9(41.7)
DMG	35.3140	118.5300	07/26/1952	225856.1	6.8	4.30	0.037	V	26.0(41.8)
DMG	35.2350	118.5480	03/03/1973	181449.5	8.0	4.00	0.032	V	26.0(41.9)
DMG	34.9670	119.0000	09/02/1952	204556.0	0.0	4.70	0.046	VI	26.0(41.9)
DMG	35.3510	118.5270	08/11/1952	132149.2	-2.0	4.40	0.039	V	26.1(41.9)
DMG	34.9670	118.9500	07/30/1952	11 255.0	0.0	4.10	0.034	V	26.1(42.0)
DMG	34.9670	118.9500	11/27/1952	153641.0	0.0	4.00	0.032	V	26.1(42.0)
DMG	35.3380	118.5230	08/06/1952	34624.2	12.6	4.30	0.037	V	26.3(42.3)
DMG	35.3200	118.5180	07/27/1952	0 915.6	6.5	4.20	0.035	V	26.6(42.8)
GSP	35.0220	119.2530	05/08/2010	192306.6	15.0	4.30	0.037	V	26.7(43.0)
DMG	35.3150	118.5160	07/25/1952	194323.7	11.2	5.70	0.076	VII	26.8(43.1)
DMG	35.3080	118.5160	07/31/1952	19 515.4	7.3	4.00	0.031	V	26.8(43.1)
DMG	35.2330	118.5330	07/29/1952	173643.0	0.0	4.40	0.038	V	26.9(43.2)
DMG	35.2330	118.5330	07/22/1952	15 314.0	0.0	4.20	0.035	V	26.9(43.2)

Page 5

EARTHQUAKE SEARCH RESULTS

Page 5

FILE CODE	LAT. NORTH	LONG. WEST	DATE	TIME (UTC) H M Sec	DEPTH (km)	QUAKE MAG.	SITE ACC. g	SITE MM INT.	APPROX. DISTANCE mi [km]
DMG	35.2330	118.5330	07/21/1952	174244.0	0.0	5.10	0.056	VI	26.9(43.2)
DMG	35.2330	118.5330	07/30/1952	144650.0	0.0	4.10	0.033	V	26.9(43.2)
DMG	35.2330	118.5330	03/17/1953	161517.0	0.0	4.00	0.031	V	26.9(43.2)
DMG	35.2330	118.5330	07/24/1952	1735 6.0	0.0	4.20	0.035	V	26.9(43.2)
DMG	35.3160	118.5140	07/24/1952	14 525.9	5.4	4.30	0.036	V	26.9(43.2)
DMG	35.1000	118.6170	09/26/1952	202120.0	0.0	4.00	0.031	V	26.9(43.4)
DMG	35.3450	118.5070	07/23/1952	18 328.3	10.4	4.00	0.031	V	27.2(43.8)
DMG	35.3300	118.5070	05/29/1968	22938.7	3.1	4.00	0.031	V	27.2(43.8)
DMG	34.9500	119.0170	11/11/1952	181225.0	0.0	4.10	0.032	V	27.2(43.8)
DMG	34.9500	118.9500	10/16/1952	1222 7.0	0.0	4.30	0.036	V	27.3(43.9)
DMG	35.3050	118.5070	08/09/1952	10 732.1	-2.0	4.20	0.034	V	27.3(44.0)
DMG	35.2390	118.5180	07/21/1952	2021 5.1	-2.0	4.20	0.034	V	27.6(44.3)
DMG	34.9450	118.9680	03/04/1963	201042.3	8.5	4.00	0.031	V	27.6(44.4)
DMG	35.3670	118.5000	06/20/1953	231852.0	0.0	4.40	0.038	V	27.6(44.5)
DMG	35.1990	118.5310	09/01/1961	165148.9	4.5	4.00	0.030	V	27.7(44.6)
DMG	35.3110	118.4990	07/25/1952	1313 8.2	2.8	5.00	0.051	VI	27.7(44.6)
DMG	35.3000	118.5000	02/19/1953	812 6.0	0.0	4.40	0.037	V	27.8(44.7)
DMG	35.0000	118.7330	08/23/1952	6 3 3.0	0.0	4.30	0.035	V	27.8(44.8)
DMG	35.0000	118.7330	04/29/1953	124745.0	0.0	4.70	0.044	VI	27.8(44.8)
DMG	34.9410	118.9870	11/15/1961	53855.5	10.7	5.00	0.051	VI	27.8(44.8)
DMG	35.3210	118.4940	02/11/1955	194431.5	14.7	4.50	0.039	V	28.0(45.0)
DMG	35.3170	118.4940	07/25/1952	19 944.6	5.5	5.70	0.074	VII	28.0(45.0)
DMG	35.2290	118.5130	06/28/1957	1132 0.8	1.6	4.10	0.032	V	28.0(45.1)
DMG	34.9500	118.8670	07/21/1952	121936.0	0.0	5.30	0.060	VI	28.1(45.2)
DMG	35.3130	118.4890	10/20/1952	181443.6	14.0	4.30	0.035	V	28.3(45.5)
DMG	35.3160	118.4870	09/15/1952	44013.2	4.2	4.90	0.048	VI	28.4(45.7)
DMG	35.3240	118.4860	01/20/1953	81322.8	7.2	4.00	0.030	V	28.4(45.7)
DMG	35.0670	118.6170	07/23/1952	235136.0	0.0	4.00	0.030	V	28.4(45.7)
DMG	34.9320	118.9760	03/01/1963	02557.9	13.9	5.00	0.050	VI	28.5(45.8)
DMG	35.3140	118.4820	08/30/1952	45559.8	5.5	4.70	0.043	VI	28.7(46.1)
DMG	34.9330	119.0670	02/10/1954	235838.0	0.0	4.50	0.039	V	28.7(46.2)
DMG	34.9280	118.9700	01/15/1955	1 3 6.7	9.1	4.30	0.035	V	28.7(46.3)
DMG	35.3030	118.4810	09/04/1952	18 649.1	5.8	4.40	0.036	V	28.8(46.3)
DMG	35.3350	118.4740	07/23/1952	172224.0	6.6	4.50	0.038	V	29.1(46.8)
DMG	35.3400	118.4730	07/24/1952	5 249.6	2.1	4.50	0.038	V	29.1(46.8)
DMG	35.3360	118.4720	07/23/1952	105413.5	19.7	4.10	0.031	V	29.2(46.9)
DMG	35.0830	118.5830	07/22/1952	81624.0	0.0	4.40	0.036	V	29.2(46.9)
DMG	35.0830	118.5830	08/04/1952	535 0.0	0.0	4.00	0.029	V	29.2(46.9)
DMG	35.3030	118.4730	08/01/1952	213522.4	4.2	4.00	0.029	V	29.2(47.1)
DMG	35.2500	118.4830	07/23/1952	1330 4.0	0.0	4.40	0.036	V	29.3(47.1)
DMG	35.2500	118.4830	07/23/1952	93842.0	0.0	4.20	0.032	V	29.3(47.1)
GSP	34.9180	119.0200	12/24/2000	010421.9	14.0	4.40	0.036	V	29.5(47.4)
DMG	35.2900	118.4700	07/24/1952	12 757.6	14.1	4.10	0.031	V	29.5(47.5)
T-A	34.9200	118.9200	01/20/1857	0 0 0.0	0.0	5.00	0.049	VI	29.5(47.5)
T-A	34.9200	118.9200	08/29/1857	0 0 0.0	0.0	4.30	0.034	V	29.5(47.5)
T-A	34.9200	118.9200	05/23/1857	0 0 0.0	0.0	5.00	0.049	VI	29.5(47.5)
DMG	35.3460	118.4650	12/25/1952	55633.0	4.6	4.10	0.030	V	29.6(47.6)
DMG	35.5000	118.5000	07/27/1952	24912.0	0.0	4.00	0.029	V	29.6(47.6)
DMG	34.9220	119.1030	01/09/1963	6 4 3.8	8.7	4.00	0.029	V	29.8(48.0)
DMG	35.4540	118.4760	11/23/1953	2039 0.9	5.9	4.40	0.035	V	29.9(48.1)
DMG	34.9110	118.9730	02/23/1939	84551.7	10.0	4.50	0.037	V	29.9(48.1)
DMG	35.2890	118.4600	07/26/1952	1 221.3	10.8	4.20	0.032	V	30.1(48.4)
DMG	35.1330	118.5170	08/14/1952	72822.0	0.0	4.10	0.030	V	30.4(48.9)

Page 6

 EARTHQUAKE SEARCH RESULTS

Page 6

FILE CODE	LAT. NORTH	LONG. WEST	DATE	TIME (UTC) H M Sec	DEPTH (km)	QUAKE MAG.	SITE ACC. g	SITE MM INT.	APPROX. DISTANCE mi [km]
DMG	35.1330	118.5170	07/22/1952	141 2.0	0.0	4.50	0.037	V	30.4(48.9)
DMG	35.1330	118.5170	07/23/1952	152524.0	0.0	4.00	0.028	V	30.4(48.9)
DMG	35.1330	118.5170	07/28/1952	54554.0	0.0	4.20	0.031	V	30.4(48.9)
DMG	35.2000	119.5000	06/09/1928	822 0.0	0.0	4.00	0.028	V	30.4(49.0)
MGI	35.2000	119.5000	12/01/1920	130 0.0	0.0	4.60	0.039	V	30.4(49.0)
DMG	34.9030	119.0380	05/08/1939	248 5.3	10.0	4.50	0.037	V	30.6(49.2)
DMG	34.9000	118.9500	08/01/1952	13 430.0	0.0	5.10	0.050	VI	30.7(49.5)
DMG	34.9000	119.0500	07/22/1952	143018.0	0.0	4.30	0.033	V	30.8(49.6)
DMG	35.2670	118.4500	07/21/1952	191619.0	0.0	4.30	0.033	V	30.9(49.7)
PAS	34.9430	118.7430	06/10/1988	23 643.0	6.8	5.40	0.058	VI	31.0(49.9)
DMG	34.9000	118.9000	10/23/1916	244 0.0	0.0	6.00	0.080	VII	31.1(50.0)
DMG	35.3600	118.4380	08/03/1952	15156.1	7.0	4.10	0.029	V	31.1(50.0)
DMG	35.1940	118.4650	07/22/1952	19 858.2	3.7	4.30	0.032	V	31.3(50.4)
DMG	35.2990	118.4350	07/25/1952	20 6 6.1	-1.4	4.80	0.042	VI	31.4(50.5)
DMG	35.3000	118.4320	07/23/1952	61045.9	14.5	4.20	0.031	V	31.6(50.8)
PAS	35.0950	118.5190	06/22/1981	45747.3	5.0	4.00	0.027	V	31.6(50.9)
DMG	34.8850	119.0020	02/23/1939	91846.7	10.0	4.50	0.036	V	31.7(51.0)
DMG	34.8830	119.0330	08/20/1952	84747.0	0.0	4.20	0.030	V	31.9(51.4)
GSP	35.4530	118.4310	05/06/1997	191253.8	6.0	4.50	0.035	V	32.3(52.0)
DMG	35.1170	118.4810	05/01/1953	64820.9	2.4	4.10	0.028	V	32.7(52.6)
DMG	35.2890	118.4110	08/10/1952	122318.0	4.0	4.60	0.037	V	32.8(52.8)
DMG	34.8670	119.0170	07/21/1952	2153 9.0	0.0	4.30	0.031	V	33.0(53.1)
GSP	35.4730	118.4250	05/01/2008	081143.2	6.0	4.40	0.033	V	33.0(53.1)
DMG	34.8670	118.9330	09/21/1941	1953 7.2	0.0	5.20	0.050	VI	33.1(53.2)
DMG	35.2940	118.4010	08/13/1952	42940.6	14.5	4.60	0.036	V	33.3(53.7)
DMG	34.8670	118.8670	07/22/1952	74455.0	0.0	4.10	0.028	V	33.7(54.2)
DMG	34.8430	119.0260	03/07/1939	195331.8	10.0	4.00	0.026	V	34.6(55.8)
DMG	34.8350	118.9880	11/29/1936	55445.3	10.0	4.00	0.025	V	35.1(56.5)
DMG	35.4400	118.3470	01/02/1964	194841.0	6.3	4.20	0.027	V	36.8(59.2)
DMG	35.0630	118.4230	08/26/1952	205640.6	-0.8	4.40	0.030	V	37.4(60.2)
DMG	34.8410	119.2400	01/11/1958	23 847.4	10.8	4.00	0.024	V	37.5(60.3)
PAS	35.7550	118.5420	04/17/1975	91833.8	9.6	4.00	0.024	IV	37.9(61.0)
T-A	34.8300	118.7500	11/27/1852	0 0 0.0	0.0	7.00	0.116	VII	38.0(61.1)
DMG	34.8000	119.1000	09/05/1883	1230 0.0	0.0	6.00	0.068	VI	38.1(61.3)
DMG	34.7840	118.9020	07/27/1972	03117.4	8.0	4.40	0.029	V	39.0(62.7)
GSP	35.6800	118.4300	11/11/1991	045327.0	4.0	4.00	0.023	IV	39.1(62.9)
GSP	35.7310	118.4790	07/11/1999	182046.8	4.0	4.40	0.029	V	39.2(63.1)
DMG	35.6670	118.4040	03/08/1971	23 8 7.7	5.9	4.10	0.024	V	39.8(64.0)
DMG	35.8000	118.5330	07/26/1932	65158.3	0.0	4.50	0.029	V	40.6(65.3)
PDP	35.4860	118.2880	07/24/2013	164602.6	6.0	4.30	0.026	V	40.7(65.5)
DMG	35.6590	118.3780	03/03/1971	12 516.0	4.1	4.00	0.023	IV	40.7(65.5)
DMG	35.6470	118.3450	06/05/1946	215932.4	0.0	4.30	0.026	V	41.8(67.3)
GSP	35.0980	118.3060	12/31/1995	214823.1	7.0	4.00	0.022	IV	42.1(67.8)
DMG	35.5340	118.2640	05/28/1955	194420.0	12.3	4.50	0.028	V	42.9(69.0)
DMG	34.7170	118.9670	06/11/1935	1810 0.0	0.0	4.00	0.022	IV	43.3(69.7)
DMG	34.7000	119.0000	10/23/1916	254 0.0	0.0	5.50	0.047	VI	44.5(71.6)
DMG	35.7500	119.6170	04/15/1950	115632.0	0.0	4.60	0.029	V	45.0(72.5)
DMG	35.6320	118.2680	03/17/1946	81636.0	-2.0	4.60	0.029	V	45.2(72.7)
DMG	34.6830	119.0000	04/06/1943	223624.0	0.0	4.00	0.021	IV	45.6(73.4)
DMG	35.3000	119.8000	01/09/1857	16 0 0.0	0.0	7.90	0.161	VIII	45.7(73.6)
DMG	35.6870	118.2630	05/03/1936	1421 1.8	10.0	4.00	0.020	IV	47.2(76.0)
DMG	34.6670	118.8330	01/24/1950	215659.0	0.0	4.00	0.020	IV	47.6(76.6)
DMG	35.5820	118.1590	07/26/1948	1750 1.4	4.6	4.50	0.025	V	49.5(79.7)

Page 7

 EARTHQUAKE SEARCH RESULTS

Page 7

FILE CODE	LAT. NORTH	LONG. WEST	DATE	TIME (UTC) H M Sec	DEPTH (km)	QUAKE MAG.	SITE ACC. g	SITE MM INT.	APPROX. DISTANCE mi [km]
DMG	35.6770	118.2050	06/11/1935	162046.3	-1.4	4.00	0.019	IV	49.7(80.0)
DMG	35.6480	118.1870	01/19/1937	235738.5	10.0	4.00	0.019	IV	49.8(80.1)

-END OF SEARCH- 320 EARTHQUAKES FOUND WITHIN THE SPECIFIED SEARCH AREA.

TIME PERIOD OF SEARCH: 1800 TO 2016

LENGTH OF SEARCH TIME: 217 years

THE EARTHQUAKE CLOSEST TO THE SITE IS ABOUT 1.1 MILES (1.8 km) AWAY.

LARGEST EARTHQUAKE MAGNITUDE FOUND IN THE SEARCH RADIUS: 7.9

LARGEST EARTHQUAKE SITE ACCELERATION FROM THIS SEARCH: 0.281 g

COEFFICIENTS FOR GUTENBERG & RICHTER RECURRENCE RELATION:

a-value= 3.397

b-value= 0.813

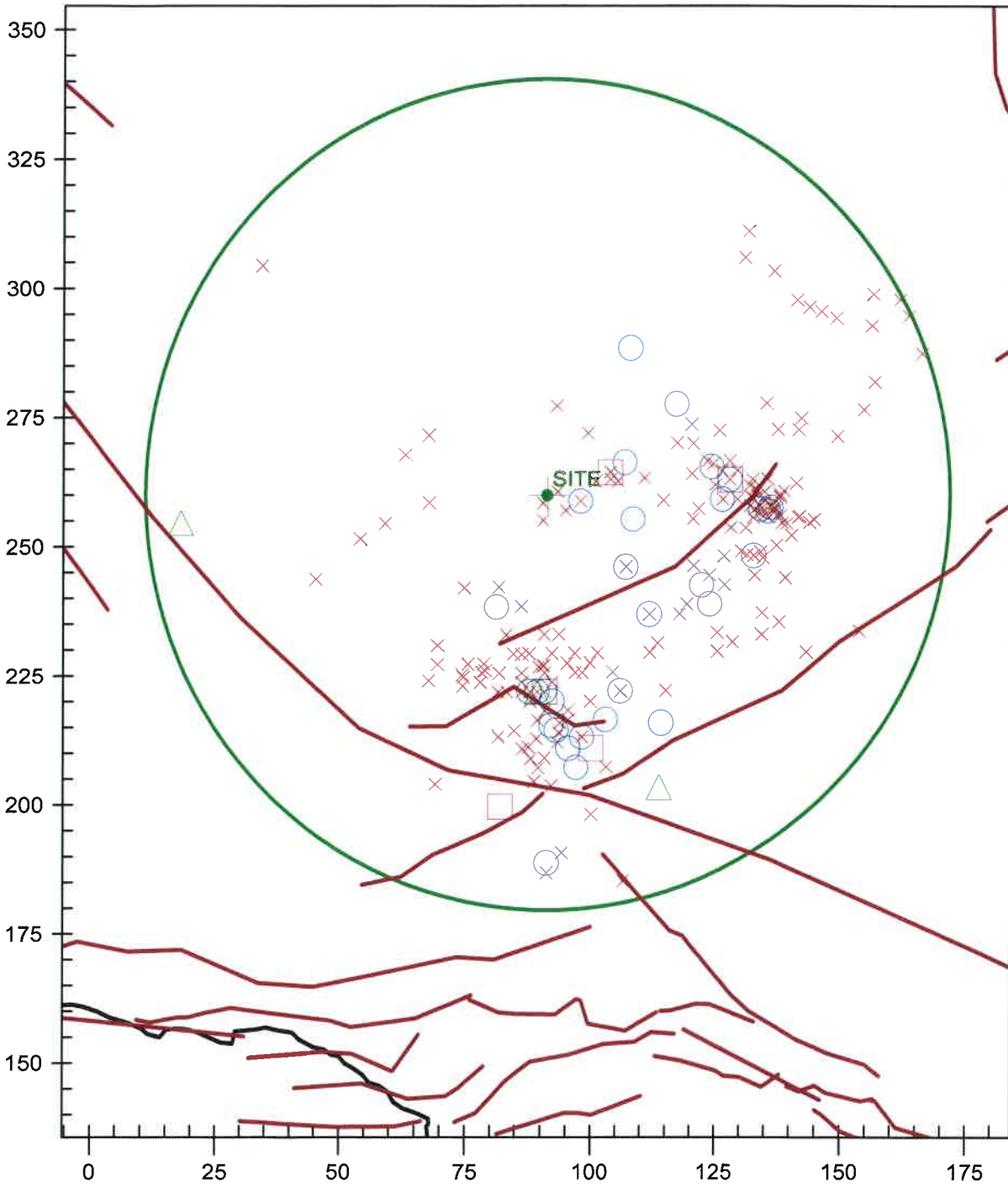
beta-value= 1.873

 TABLE OF MAGNITUDES AND EXCEEDANCES:

Earthquake Magnitude	Number of Times Exceeded	Cumulative No. / Year
4.0	320	1.48148
4.5	124	0.57407
5.0	40	0.18519
5.5	17	0.07870
6.0	8	0.03704
6.5	3	0.01389
7.0	3	0.01389
7.5	2	0.00926

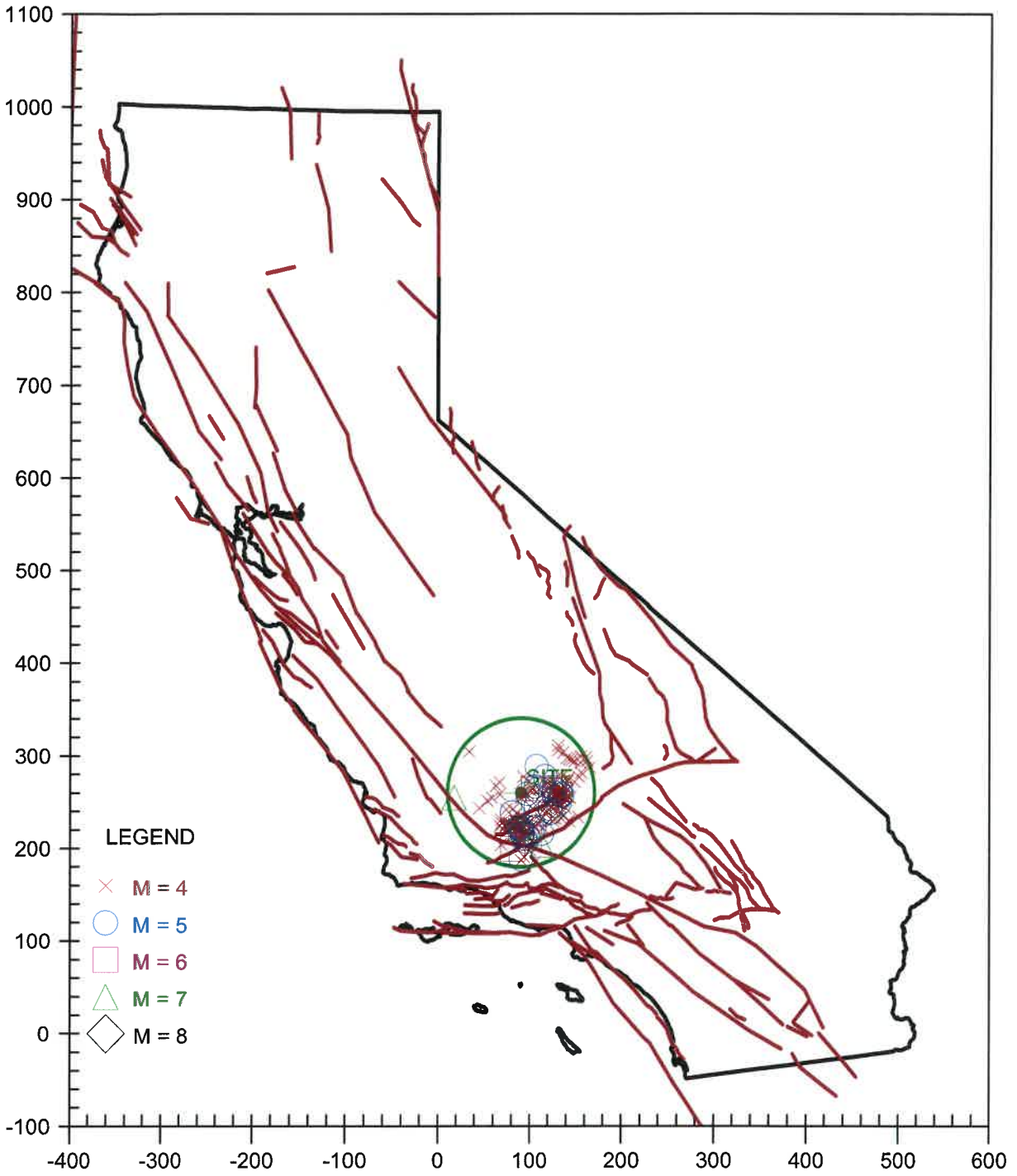
EARTHQUAKE EPICENTER MAP

02217101



EARTHQUAKE EPICENTER MAP

02217101



```
*****  
*                               *  
*   E Q S E A R C H           *  
*                               *  
*   Version 3.00             *  
*                               *  
*****
```

ESTIMATION OF
PEAK ACCELERATION FROM
CALIFORNIA EARTHQUAKE CATALOGS

JOB NUMBER: 02217101

DATE: 10-30-2017

JOB NAME: 02217101

EARTHQUAKE-CATALOG-FILE NAME: ALLQUAKE.DAT

MAGNITUDE RANGE:

MINIMUM MAGNITUDE: 5.00
MAXIMUM MAGNITUDE: 9.00

SITE COORDINATES:

SITE LATITUDE: 35.3440
SITE LONGITUDE: 118.9898

SEARCH DATES:

START DATE: 1800
END DATE: 2016

SEARCH RADIUS:

100.0 mi
160.9 km

ATTENUATION RELATION: 3) Boore et al. (1997) Horiz. - NEHRP D (250)

UNCERTAINTY (M=Median, S=Sigma): M Number of Sigmas: 0.0

ASSUMED SOURCE TYPE: DS [SS=Strike-slip, DS=Reverse-slip, BT=Blind-thrust]

SCOND: 0 Depth Source: A

Basement Depth: 5.00 km Campbell SSR: Campbell SHR:

COMPUTE PEAK HORIZONTAL ACCELERATION

MINIMUM DEPTH VALUE (km): 0.0

 EARTHQUAKE SEARCH RESULTS

Page 1

FILE CODE	LAT. NORTH	LONG. WEST	DATE	TIME (UTC) H M Sec	DEPTH (km)	QUAKE MAG.	SITE ACC. g	SITE MM INT.	APPROX. DISTANCE mi [km]
DMG	35.3330	118.9170	08/22/1952	224124.0	0.0	5.80	0.281	IX	4.2(6.7)
DMG	35.3830	118.8500	07/29/1952	7 347.0	0.0	6.10	0.222	IX	8.3(13.4)
DMG	35.4000	118.8170	07/29/1952	8 146.0	0.0	5.10	0.112	VII	10.5(16.8)
DMG	35.3000	118.8000	12/23/1905	2223 0.0	0.0	5.00	0.102	VII	11.1(17.9)
DMG	35.2170	118.8170	07/23/1952	1317 5.0	0.0	5.70	0.131	VIII	13.1(21.1)
GSP	35.1490	119.1040	05/28/1993	044740.6	21.0	5.20	0.091	VII	14.9(24.0)
DMG	35.1330	118.7670	07/21/1952	194122.0	0.0	5.50	0.088	VII	19.2(31.0)
DMG	35.5000	118.7000	01/06/1905	1430 0.0	0.0	5.00	0.067	VI	19.5(31.4)
DMG	35.6000	118.8000	06/30/1926	1331 0.0	0.0	5.00	0.064	VI	20.6(33.2)
GSP	35.3900	118.6230	09/29/2004	225454.2	3.0	5.00	0.064	VI	20.9(33.6)
DMG	35.3330	118.6000	07/31/1952	12 9 9.0	0.0	5.80	0.094	VII	22.0(35.3)
DMG	35.1830	118.6500	07/21/1952	151358.0	0.0	5.10	0.064	VI	22.1(35.6)
DMG	35.3670	118.5830	07/23/1952	03832.0	0.0	6.10	0.106	VII	23.0(36.9)
DMG	35.3670	118.5830	07/23/1952	31923.0	0.0	5.00	0.059	VI	23.0(36.9)
DMG	35.0000	119.0000	07/21/1952	12 531.0	0.0	6.40	0.121	VII	23.8(38.2)
DMG	35.0000	119.0000	02/16/1919	1557 0.0	0.0	5.00	0.058	VI	23.8(38.2)
DMG	35.0000	119.0170	01/12/1954	233349.0	0.0	5.90	0.093	VII	23.8(38.3)
DMG	35.0000	119.0170	07/21/1952	115214.0	0.0	7.70	0.240	IX	23.8(38.3)
DMG	35.0000	119.0330	07/21/1952	12 2 0.0	0.0	5.60	0.079	VII	23.9(38.4)
DMG	35.1500	118.6330	01/27/1954	141948.0	0.0	5.00	0.057	VI	24.2(38.9)
DMG	34.9830	118.9830	05/23/1954	235243.0	0.0	5.10	0.059	VI	24.9(40.1)
DMG	35.0000	118.8330	07/23/1952	75319.0	0.0	5.40	0.068	VI	25.3(40.8)
DMG	35.0000	118.8330	07/23/1952	181351.0	0.0	5.20	0.061	VI	25.3(40.8)
DMG	35.3150	118.5160	07/25/1952	194323.7	11.2	5.70	0.076	VII	26.8(43.1)
DMG	35.2330	118.5330	07/21/1952	174244.0	0.0	5.10	0.056	VI	26.9(43.2)
DMG	35.3110	118.4990	07/25/1952	1313 8.2	2.8	5.00	0.051	VI	27.7(44.6)
DMG	34.9410	118.9870	11/15/1961	53855.5	10.7	5.00	0.051	VI	27.8(44.8)
DMG	35.3170	118.4940	07/25/1952	19 944.6	5.5	5.70	0.074	VII	28.0(45.0)
DMG	34.9500	118.8670	07/21/1952	121936.0	0.0	5.30	0.060	VI	28.1(45.2)
DMG	34.9320	118.9760	03/01/1963	02557.9	13.9	5.00	0.050	VI	28.5(45.8)
T-A	34.9200	118.9200	05/23/1857	0 0 0.0	0.0	5.00	0.049	VI	29.5(47.5)
T-A	34.9200	118.9200	01/20/1857	0 0 0.0	0.0	5.00	0.049	VI	29.5(47.5)
DMG	34.9000	118.9500	08/01/1952	13 430.0	0.0	5.10	0.050	VI	30.7(49.5)
PAS	34.9430	118.7430	06/10/1988	23 643.0	6.8	5.40	0.058	VI	31.0(49.9)
DMG	34.9000	118.9000	10/23/1916	244 0.0	0.0	6.00	0.080	VII	31.1(50.0)
DMG	34.8670	118.9330	09/21/1941	1953 7.2	0.0	5.20	0.050	VI	33.1(53.2)
T-A	34.8300	118.7500	11/27/1852	0 0 0.0	0.0	7.00	0.116	VII	38.0(61.1)
DMG	34.8000	119.1000	09/05/1883	1230 0.0	0.0	6.00	0.068	VI	38.1(61.3)
DMG	34.7000	119.0000	10/23/1916	254 0.0	0.0	5.50	0.047	VI	44.5(71.6)
DMG	35.3000	119.8000	01/09/1857	16 0 0.0	0.0	7.90	0.161	VIII	45.7(73.6)
DMG	36.0800	118.8200	05/29/1915	646 0.0	0.0	5.00	0.032	V	51.7(83.2)
GSP	35.2100	118.0660	07/11/1992	181416.2	10.0	5.70	0.045	VI	52.9(85.1)
DMG	35.7150	118.0740	03/15/1946	14 035.4	0.0	5.30	0.034	V	57.5(92.5)
DMG	35.7250	118.0550	03/15/1946	134935.9	22.0	6.30	0.057	VI	58.7(94.5)
T-A	36.1700	119.3200	07/25/1868	230 0.0	0.0	5.00	0.028	V	60.0(96.5)
DMG	35.7450	118.0390	03/16/1946	94617.9	0.0	5.10	0.030	V	60.2(96.8)
DMG	35.7780	118.0490	01/28/1961	81246.2	5.5	5.30	0.033	V	60.7(97.8)
DMG	35.7510	118.0290	03/15/1946	215433.4	0.0	5.20	0.031	V	60.8(97.9)
DMG	35.7140	117.9770	03/15/1946	191853.6	0.0	5.40	0.034	V	62.4(100.4)
DMG	35.7530	117.9860	03/15/1946	1321 0.9	0.0	5.20	0.030	V	63.1(101.5)
DMG	34.5000	119.5000	06/29/1926	2321 0.0	0.0	5.50	0.035	V	65.0(104.7)
DMG	34.5000	119.5000	08/05/1930	1125 0.0	0.0	5.00	0.027	V	65.0(104.7)
DMG	35.7470	117.9080	03/18/1946	155042.6	4.4	5.30	0.031	V	66.8(107.6)

Page 2

 EARTHQUAKE SEARCH RESULTS

Page 2

FILE CODE	LAT. NORTH	LONG. WEST	DATE	TIME (UTC)			DEPTH (km)	QUAKE MAG.	SITE ACC. g	SITE MM INT.	APPROX. DISTANCE mi [km]
				H	M	Sec					
GSP	34.3940	118.6690	06/26/1995	08	40	28.9	13.0	5.00	0.026	V	68.1(109.5)
GSB	34.3790	118.7110	01/19/1994	21	09	28.6	14.0	5.50	0.033	V	68.5(110.2)
GSP	34.3770	118.6980	01/18/1994	00	43	08.9	11.0	5.20	0.028	V	68.8(110.7)
GSP	34.3690	118.6720	04/26/1997	10	37	30.7	16.0	5.10	0.027	V	69.7(112.1)
T-A	34.5000	119.6700	06/01/1893	12	0	0.0	0.0	5.00	0.025	V	69.8(112.4)
GSP	34.3780	118.6180	01/19/1994	21	11	44.9	11.0	5.10	0.027	V	69.9(112.6)
GSP	34.3260	118.6980	01/17/1994	23	33	30.7	9.0	5.60	0.034	V	72.2(116.2)
DMG	34.5190	118.1980	08/23/1952	10	9	7.1	13.1	5.00	0.024	V	72.5(116.6)
DMG	34.4110	118.4010	02/09/1971	14	04	1.8	8.4	6.40	0.051	VI	72.5(116.7)
DMG	34.4110	118.4010	02/09/1971	14	24	4.0	8.0	5.80	0.037	V	72.5(116.7)
DMG	34.4110	118.4010	02/09/1971	14	10	28.0	8.0	5.30	0.029	V	72.5(116.7)
DMG	34.4110	118.4010	02/09/1971	14	1	8.0	8.0	5.80	0.037	V	72.5(116.7)
DMG	34.3670	119.5830	07/01/1941	7	50	54.8	0.0	5.90	0.038	V	75.4(121.3)
DMG	34.3000	118.6000	04/04/1893	19	40	0.0	0.0	6.00	0.040	V	75.4(121.3)
GSP	34.3050	118.5790	01/29/1994	11	20	36.0	1.0	5.10	0.025	V	75.4(121.4)
GSB	34.3010	118.5650	01/17/1994	20	46	02.4	9.0	5.20	0.026	V	75.9(122.2)
DMG	35.7500	120.2500	03/10/1922	11	21	20.0	0.0	6.50	0.052	VI	76.1(122.5)
MGI	34.4000	119.7000	03/25/1806	8	0	0.0	0.0	5.00	0.023	IV	76.6(123.3)
DMG	35.8310	117.7610	10/19/1961	5	94	3.9	-2.0	5.20	0.026	V	76.7(123.5)
DMG	34.3080	118.4540	02/09/1971	14	43	46.7	6.2	5.20	0.026	V	77.7(125.1)
T-A	34.4200	119.8200	00/00/1862	0	0	0.0	0.0	5.70	0.033	V	79.3(127.5)
PAS	34.3470	119.6960	08/13/1978	22	54	53.4	12.8	5.10	0.024	V	79.6(128.1)
GSP	35.7760	117.6620	08/17/1995	22	39	59.0	5.0	5.40	0.028	V	80.3(129.3)
DMG	35.7500	120.3300	08/18/1922	5	12	0.0	0.0	5.00	0.023	IV	80.3(129.3)
GSP	35.7660	117.6490	01/07/1996	14	32	53.1	5.0	5.20	0.025	V	80.8(129.9)
GSB	35.7610	117.6390	09/20/1995	23	27	36.3	5.0	6.10	0.040	V	81.2(130.6)
PAS	36.1510	120.0490	08/04/1985	12	15	6.0	6.0	5.80	0.034	V	81.4(131.0)
DMG	35.8000	120.3300	06/08/1934	4	30	0.0	0.0	5.00	0.022	IV	81.6(131.3)
DMG	35.8000	120.3300	12/28/1939	12	15	38.0	0.0	5.00	0.022	IV	81.6(131.3)
DMG	35.8000	120.3300	06/05/1934	2	14	8.0	0.0	5.00	0.022	IV	81.6(131.3)
DMG	35.8000	120.3300	06/08/1934	4	47	0.0	0.0	6.00	0.038	V	81.6(131.3)
GSP	34.2130	118.5370	01/17/1994	12	30	55.4	18.0	6.70	0.054	VI	82.2(132.3)
GSP	34.2310	118.4750	03/20/1994	21	20	12.3	13.0	5.30	0.026	V	82.2(132.3)
GSB	35.8190	120.3640	09/28/2004	17	15	24.2	8.0	6.00	0.037	V	83.8(134.9)
MGI	34.9000	120.4000	03/29/1928	6	25	0.0	0.0	5.30	0.025	V	85.3(137.3)
MGI	35.2500	120.5000	07/10/1917	0	45	0.0	0.0	5.30	0.025	V	85.3(137.3)
MGI	35.2500	120.5000	07/09/1917	2	23	8.0	0.0	5.30	0.025	V	85.3(137.3)
MGI	35.2500	120.5000	07/09/1917	2	22	2.0	0.0	5.00	0.022	IV	85.3(137.3)
MGI	35.2500	120.5000	07/10/1917	0	43	0.0	0.0	5.30	0.025	V	85.3(137.3)
DMG	35.6310	117.5130	09/17/1938	1	42	3.1	-2.0	5.00	0.022	IV	85.4(137.4)
MGI	34.3000	119.8000	07/03/1925	1	63	8.0	0.0	5.30	0.025	V	85.5(137.5)
MGI	34.3000	119.8000	07/03/1925	1	82	1.0	0.0	5.30	0.025	V	85.5(137.5)
DMG	34.3000	119.8000	06/29/1925	1	42	16.0	0.0	6.25	0.042	VI	85.5(137.5)
DMG	34.7000	120.3000	07/31/1902	9	20	0.0	0.0	5.50	0.028	V	86.4(139.0)
DMG	34.7000	120.3000	01/12/1915	4	31	0.0	0.0	5.50	0.028	V	86.4(139.0)
MGI	34.8000	120.4000	12/12/1902	0	0	0.0	0.0	5.70	0.030	V	88.1(141.8)
DMG	34.0650	119.0350	02/21/1973	1	44	57.3	8.0	5.90	0.034	V	88.3(142.2)
MGI	35.0000	120.5000	11/19/1927	3	32	0.0	0.0	5.00	0.021	IV	88.5(142.4)
DMG	34.1000	119.4000	05/19/1893	0	35	0.0	0.0	5.50	0.027	V	89.0(143.2)
GSP	36.0750	117.6500	11/27/1996	20	17	24.1	1.0	5.30	0.024	V	90.5(145.6)
GSP	36.0670	117.6380	03/06/1998	0	54	740.3	1.0	5.20	0.023	IV	90.7(146.0)
MGI	35.5000	120.6000	01/01/1830	0	0	0.0	0.0	5.00	0.020	IV	91.2(146.8)
DMG	34.2000	119.8000	12/21/1812	1	9	0.0	0.0	7.00	0.059	VI	91.4(147.1)

 EARTHQUAKE SEARCH RESULTS

Page 3

FILE CODE	LAT. NORTH	LONG. WEST	DATE	TIME (UTC) H M Sec	DEPTH (km)	QUAKE MAG.	SITE ACC. g	SITE MM INT.	APPROX. DISTANCE mi [km]
DMG	36.4000	118.0000	07/05/1871	21 6 0.0	0.0	5.20	0.023	IV	91.6(147.3)
GSB	35.9170	120.4650	12/20/1994	102747.2	8.0	5.00	0.020	IV	91.8(147.7)
GSP	36.0760	117.6180	03/07/1998	003646.8	1.0	5.00	0.020	IV	92.0(148.1)
PAS	36.1820	120.2680	02/14/1987	72650.8	6.0	5.10	0.021	IV	92.1(148.2)
MGI	36.6000	118.4000	09/04/1868	0 0 0.0	0.0	5.00	0.020	IV	92.8(149.3)
MGI	34.0000	119.0000	12/14/1912	0 0 0.0	0.0	5.70	0.029	V	92.8(149.3)
DMG	34.0000	119.0000	09/24/1827	4 0 0.0	0.0	7.00	0.058	VI	92.8(149.3)
DMG	35.9300	120.4800	12/24/1934	1626 0.0	0.0	5.00	0.020	IV	92.9(149.5)
DMG	35.9500	120.4700	11/16/1956	323 9.0	0.0	5.00	0.020	IV	93.0(149.6)
GSP	34.2620	118.0020	06/28/1991	144354.5	11.0	5.40	0.025	V	93.4(150.2)
BRK	36.2200	120.2600	09/09/1983	91614.0	0.0	5.40	0.025	V	93.4(150.3)
DMG	34.1180	119.7020	07/05/1968	04517.2	5.9	5.20	0.022	IV	93.8(150.9)
DMG	36.1700	120.3200	12/27/1926	919 0.0	0.0	5.00	0.020	IV	93.8(151.0)
DMG	35.9500	120.5000	06/28/1966	42613.4	0.0	5.50	0.026	V	94.5(152.1)
BRK	36.2200	120.2900	05/02/1983	234239.0	0.0	6.70	0.049	VI	94.7(152.3)
BRK	36.2200	120.2900	05/02/1983	2346 6.0	0.0	5.60	0.027	V	94.7(152.3)
GSB	35.9530	120.5020	09/29/2004	171004.0	11.0	5.10	0.021	IV	94.7(152.4)
MGI	34.6000	120.4000	07/28/1902	657 0.0	0.0	6.30	0.039	V	94.9(152.7)
MGI	34.6000	120.4000	08/01/1902	330 0.0	0.0	6.30	0.039	V	94.9(152.7)
T-A	35.2500	120.6700	00/00/1830	0 0 0.0	0.0	5.70	0.029	V	94.9(152.7)
T-A	35.2500	120.6700	12/17/1852	0 0 0.0	0.0	5.70	0.029	V	94.9(152.7)
DMG	35.9700	120.5000	06/28/1966	4 856.2	0.0	5.10	0.021	IV	95.1(153.1)
BRK	36.2400	120.2900	05/09/1983	24912.0	0.0	5.20	0.022	IV	95.5(153.8)
GSP	36.3880	117.8580	10/01/2009	100124.7	5.0	5.00	0.020	IV	95.9(154.4)
GSP	36.3910	117.8610	10/03/2009	011600.3	0.0	5.20	0.022	IV	96.0(154.5)
DMG	35.9500	120.5300	06/29/1966	195325.9	0.0	5.00	0.020	IV	96.0(154.5)
DMG	36.0000	120.5000	02/02/1881	011 0.0	0.0	5.60	0.027	V	96.1(154.6)
DMG	36.0000	120.5000	03/03/1901	745 0.0	0.0	5.50	0.026	V	96.1(154.6)
MGI	35.3000	120.7000	12/07/1906	640 0.0	0.0	5.90	0.032	V	96.4(155.1)
MGI	34.0800	118.2600	07/16/1920	18 8 0.0	0.0	5.00	0.020	IV	96.6(155.5)
DMG	34.0000	118.5000	08/04/1927	1224 0.0	0.0	5.00	0.020	IV	96.9(155.9)
MGI	34.0000	118.5000	11/19/1918	2018 0.0	0.0	5.00	0.020	IV	96.9(155.9)
DMG	34.0000	119.5000	02/18/1926	1818 0.0	0.0	5.00	0.019	IV	97.2(156.4)
DMG	33.9860	119.4750	08/06/1973	232917.0	16.9	5.00	0.019	IV	97.7(157.3)
BRK	36.2100	120.3800	07/25/1983	223140.0	0.0	5.10	0.020	IV	98.2(158.0)
PAS	33.9440	118.6810	01/01/1979	231438.9	11.3	5.00	0.019	IV	98.2(158.1)
DMG	33.9500	118.6320	08/31/1930	04036.0	0.0	5.20	0.021	IV	98.4(158.3)
BRK	36.2000	120.4000	07/22/1983	343 2.0	0.0	5.00	0.019	IV	98.7(158.8)
MGI	36.5800	118.0800	07/06/1917	11 1 0.0	0.0	5.70	0.028	V	99.3(159.9)
BRK	36.2200	120.4000	07/22/1983	23955.0	0.0	6.00	0.032	V	99.5(160.1)
T-A	36.5800	118.0700	04/18/1872	0 0 0.0	0.0	5.00	0.019	IV	99.6(160.3)
T-A	36.5800	118.0700	08/13/1882	0 0 0.0	0.0	5.00	0.019	IV	99.6(160.3)
MGI	34.1000	118.1000	07/11/1855	415 0.0	0.0	6.30	0.038	V	99.6(160.3)
MGI	36.6000	118.1000	05/17/1872	21 0 0.0	0.0	5.00	0.019	IV	100.0(160.9)
MGI	35.1700	120.7500	12/01/1916	2253 0.0	0.0	5.70	0.028	V	100.0(160.9)

-END OF SEARCH- 151 EARTHQUAKES FOUND WITHIN THE SPECIFIED SEARCH AREA.

TIME PERIOD OF SEARCH: 1800 TO 2016

LENGTH OF SEARCH TIME: 217 years

THE EARTHQUAKE CLOSEST TO THE SITE IS ABOUT 4.2 MILES (6.7 km) AWAY.

LARGEST EARTHQUAKE MAGNITUDE FOUND IN THE SEARCH RADIUS: 7.9

LARGEST EARTHQUAKE SITE ACCELERATION FROM THIS SEARCH: 0.281 g

COEFFICIENTS FOR GUTENBERG & RICHTER RECURRENCE RELATION:

a-value= 1.619

b-value= 0.404

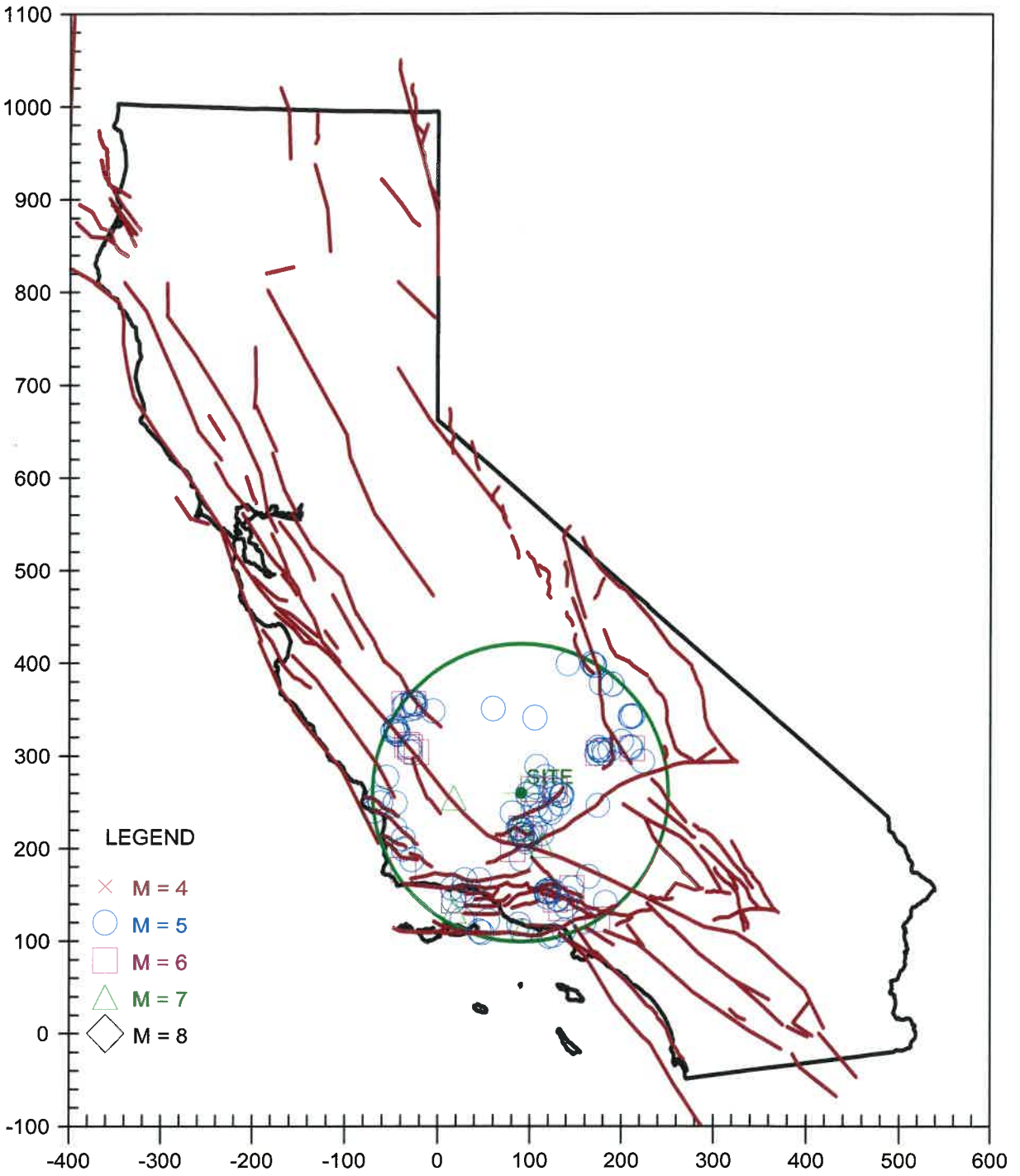
beta-value= 0.931

 TABLE OF MAGNITUDES AND EXCEEDANCES:

Earthquake Magnitude	Number of Times Exceeded	Cumulative No. / Year
4.0	151	0.69907
4.5	151	0.69907
5.0	151	0.69907
5.5	57	0.26389
6.0	24	0.11111
6.5	8	0.03704
7.0	5	0.02315
7.5	2	0.00926

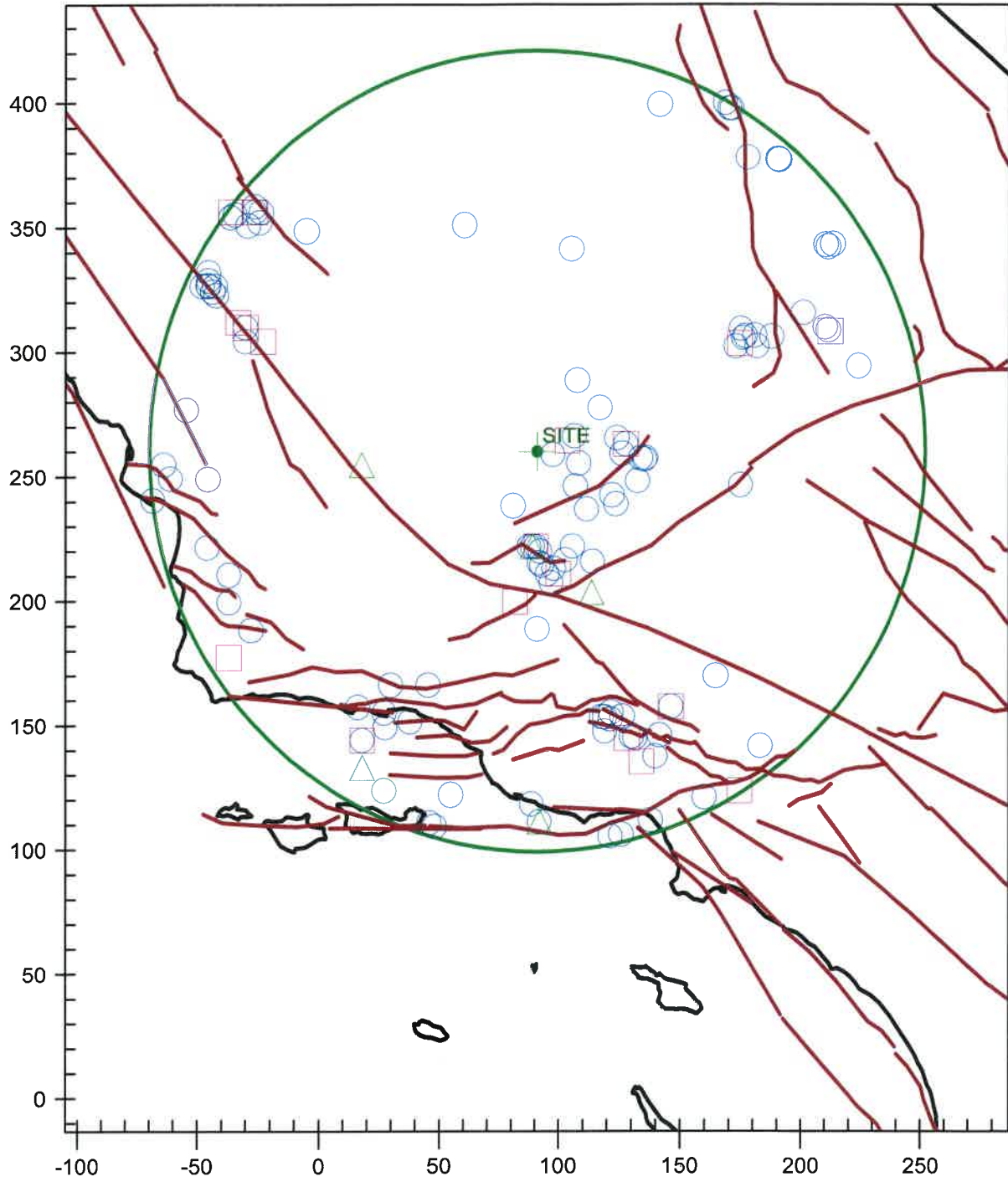
EARTHQUAKE EPICENTER MAP

02217101



EARTHQUAKE EPICENTER MAP

02217101



**REFERENCES
AND BACKGROUND SOURCES
022-17101**

- Association of Engineering Geologists, 2001, *Engineering Geology Practice in Northern California*, Special Publication 12 and California Geological Survey Bulletin 210.
- Bartow, J.A., and Doukas M.P., 1978, *Preliminary Geologic Map of the Southeastern Border of the San Joaquin Valley, California*: U.S. Geol. Survey Miscellaneous Field Studies Map MF-944, 1:125,000.
- Bartow, J.A. 1983, *The Kern River Formation, Southeastern San Joaquin Valley, California*,: US Geological Survey Bulletin 1529-D.
- Bartow, J.A. 1984, *Geologic Map and Cross Sections of the Southeastern Margin of the San Joaquin Valley, California*: US Geological Survey Miscellaneous Investigation Series Map I-1496.
- Bartow, J.A., 1991, *The Cenozoic Evolution of the San Joaquin Valley, California*: U.S. Geological Survey Professional Paper 1501, 40p.
- Bennett, J.H., and Sherbrune, R.W., editors, 1983, *The Coalinga, California Earthquakes*, Special Publication 66, California Division of Mines and Geology.
- California Building Standards Commission, 2016, California Code of Regulations, Title, 24, *California Building Code, 2016 edition*, Whittier, California
- California Geological Survey, Note 48, Checklist for the Review of Engineering Geology and Seismology Reports for California Public Schools, Hospitals, and Essential Services Buildings, October 2013.
- California Geological Survey (CGS), 2008, *Guidelines for Evaluating and Mitigating Seismic Hazards in California*, Special Publication 117A, 102p.
- Cao, Tianqing, Bryant, William A., Rowshandel, B., Branum, David, and Wills, Christopher J., 2003, *The Revised 2002 California Probabilistic Seismic Hazards Maps*: California Geological Survey, posted as .pdf on CGS website, June 2003.
- Castle, R.O., Church, J.P., Yerkes, R.F., and Manning, J.C., 1983, *Historical Surface Reformation Near Oildale, California*, U.S. Geological Survey Professional Paper 1245.
- City of Bakersfield, 2002, *General Plan, Safety Element*, Chapter 8, 24p.
- City of Bakersfield, 2002, *Metropolitan Bakersfield General Plan Update, EIR*, Geologic and Seismic Hazards, Section 4.6, 19p.
- City of Bakersfield, 2009, *Metropolitan Bakersfield General Plan Update, Safety Element*, Section 2.6, 14p.
- Croft, M.G., 1972 *Subsurface Geology of the Late Tertiary and Quarternary Water Bearing Deposits of the Southern Part of the San Joaquin Valley, California*: Contributions to the Hydrology of the United States, U.S. Geological Survey Water Supply Paper 1999 H, p.1-29.
- Federal Emergency Management Agency, 2008, *FIRM Flood Insurance Rate Map, Kern County California and Incorporated Areas*, Map [Number 06029C2325E](#), Effective date: [September 26, 2008](#).
- Hart, E.W. and Bryant, W.A., Revised 2007, *Fault-Rupture Hazard Zones in California: Alquist-Priolo Earthquake Fault Zoning Act with Index to Earthquake Fault Zones Maps*, California Geological Survey, Special Publication 42, 42p.

Hilton, GS; Klausning, RL; Kunkel, F, 1963, *Geology of the Terra Bella-Lost Hills Area, San Joaquin Valley, California*: U.S. Geological Survey Open File Report 63-47.

Jennings, C.W. and Bryant W.A., 2010, *Fault Activity Map of California*, California Geological Survey, California Geologic Data Map No. 6.

Kern County Council of Governments, 1974, *Safety and Seismic Safety Elements*, Technical Appendix, Geology and Earthquake Hazards.

Kern County Council of Governments, 1974, *Seismic Hazard Atlas, Gosford Quadrangle, Kern County, California* 1:24,000.

Kern County Planning Commission, 1975, *Seismic Safety and Safety Element of the Kern County General Plan*, Kern County Planning Department, Advance Planning Division.

Kern County Planning Commission, 2007, *Safety Element of the Kern County General Plan*, Kern County Planning Department.

Page, R.W., 1986, *Geology of the Fresh Groundwater Basin of the Central Valley, California*: U.S. Geological Survey Professional Paper 1401-C.

Rymer, M.J., and Ellsworth, W.L., editors, 1990, *The Coalinga, California, Earthquake of May 2, 1983*, U.S. Geological Survey Professional Paper 1487.

Smith, A.R., 1964 *Geologic Map of California*, Olaf P. Jenkins Edition, Bakersfield sheet: California Div. Mines and Geology., California, scale 1:250,000.

Smith, T.C., 1983, *Kern Front, New Hope and Premier Faults, Kern County, California*, California Division of Mines and Geology Fault Evaluation Report 143.

Smith T.C., 1984, *Wheeler Ridge and Pleito Fault Systems, Southwestern Kern County, California*, California Division of Mines and Geology Fault Evaluation Report 150.

State of California, Department of Water Resources, *Historical Groundwater Levels in Kern County*, Internet Site, <http://well.water.ca.gov/>

Southern California Earthquake Center, University of Southern California 1999, *Recommended Procedures for Implementation of DMG Special Publication 117 Guidelines for Analyzing and Mitigation Liquefaction in California*.

Tokimatsu, K., and Seed, H. Bolton, 1987, *Evaluation of Settlements in Sands due to Earthquake Shaking*: ASCE Journal of Geotechnical Engineering, vol. 113, no. GT8, p. 861-878.

Topozada, T., Branum, D., Peterson, M., Hallstrom, C. Cramer, C., Reichle, M., 2000 *Epicenters of and Areas Damaged by M>5 California Earthquakes 1800-1999*, California Geological Survey, Map Sheet 49.

United States Geological Survey, *Fault Parameters*, Internet Site <http://geohazards.usgs.gov/>.

Williamson, A.K., Prudic, D.E. Swain, L.A., 1989, *Ground-Water Flow in the Central Valley, California*: U.S. Geological Survey Professional Paper 1401-D, 127 p.

Youd, T. Leslie., Hansen, Corbett M., and Bartlett, Steven F., 2002, *Revised Multilinear Regression Equations for Prediction of Lateral Spread Displacement*: ASCE Journal of Geotechnical and Geoenvironmental Engineering, vol. 128, no. 12, December 2002 issue, p. 1007-1017.