

BAKERSFIELD CITY SCHOOL DISTRICT
FRANKLIN ELEMENTARY SCHOOL MODERNIZATION
BAKERSFIELD, KERN COUNTY, CALIFORNIA

BID OPENING:
March 5, 2026 at 2:00pm

Job No. 1316
Appl. No. 15-6
File No. 03-122910

ADDENDUM NO. #05
NOTICE TO CONTRACTORS FIGURING THIS WORK

You are hereby notified of the following changes in the plans and specifications, which shall take precedence over anything to the contrary therein.

- 5-1) Refer to DSA Approved Drawings, Sheet No. A8.0 SECTION;
- a. ADD: Insulation at roof deck shall also be provided and installed at Buildings "D" & "G".
- 5-2) Refer to DSA Approved Drawings, Sheet No. A2.1 FLOOR PLAN BUILDING "C";
- a. ADD: At (A) FLOOR PLAN, Detail Key 26/A10.1 to exterior concrete infill shown on gridline '8'.
- 5-3) Refer to DSA Approved Drawings, Sheet No. A2.2 FLOOR PLAN BUILDING "D";
- a. ADD: At (A) FLOOR PLAN, Detail Key 26/A10.1 to exterior concrete infill shown on gridlines 'M' and 'N'.
 - b. ADD: At (A) FLOOR PLAN, Detail Key 20/A10.1 where (E) unit ventilators are being demolished.
- 5-4) Refer to DSA Approved Drawings, Sheet No. A2.4 FLOOR PLAN BUILDING "E";
- a. ADD: Detail Key 26/A10.1 to exterior concrete infill shown on gridline 'G'.
- 5-5) Refer to DSA Approved Drawings, Sheet No. A2.6 FLOOR PLAN BUILDING 'G';
- a. ADD: At (A) FLOOR PLAN, Detail Key 26/A10.1 to exterior concrete infill shown on gridline 'C'.
- 5-6) Refer to DSA Approved Drawings, Sheet No. A5.0 DOOR SCHEDULE, ROOM FINISH SCHEDULE & DETAILS, ROOM FINISH SCHEDULE, ROOMS 301 BOYS AND 302 GIRLS;
- a. REVISE: Wall finish to be 1C in lieu of 1A as indicated per attached Drawing No. 01.
 - b. REVISE: Ceiling finish to be 2C in lieu of 2A as indicated per attached Drawing No. 01.
- 5-7) Refer to DSA Approved Drawings, Sheet No. A5.0 DOOR SCHEDULE, ROOM FINISH SCHEDULE & DETAILS, ROOM FINISH SCHEDULE and Addendum No. 03, Item 3-9);
- a. REVISE: Floor finish and base finish as indicated per attached Drawing No. 01.
- 5-8) Refer to Addendum No. 01, Item 1-1)b. Division 00 PROCUREMENT AND CONTRACTING REQUIREMENTS, Section 00 21 13.1 BIDDER INFORMATION AND FORMS, BP-02 GENERAL TRADE;
- a. REVISE: BP-02 GENERAL TRADE as attached to this Addendum.

5-9) Refer to Addendum No. 01, Item 1-1)b. Division 00 PROCUREMENT AND CONTRACTING REQUIREMENTS, Section 00 72 13 GENERAL CONDITIONS, PARA. 13 INSURANCE & BONDS, ITEM 13.1.6 INSURANCE & POLICY LIMITS, 13.1.6.1;

- a. DELETE: 13.1.6.1 in its entirety.
- b. ADD: 13.1.6.1 as follows:

13.1.6.1 Unless different limits are indicated in the Special Conditions, the limits of insurance shall not be less than the following amounts:

Commercial General Liability	Product Liability and Completed Operations, Fire Damage Liability – Split Limit	\$2,000,000 per occurrence; \$2,000,000 aggregate
Automobile Liability	Any Auto – Combined Single Limit	\$1,000,000
Workers' Compensation		Statutory limits pursuant to State law
Employers' Liability		\$1,000,000

5-10) Pre-Bid Questions and Responses;

- a. ADD: Pre-Bid RFI's with responses as attached to this Addendum.

5-11) Non-Mandatory Pre-Bid Jobwalk;

- a. ADD: Pre-Bid Jobwalk agenda & attendee list as attached to this Addendum.

5-12) Refer to DSA Approved Drawings, Sheet No. A9.1 INTERIOR ELEVATIONS;

- a. ADD: At 401 West and 402 East & West, 4" backsplash as indicated per attached Drawing No. 02.
- b. CLARIFY: At 401 West and 402 East & West, countertop is to be plastic laminate as indicated per attached Drawing No. 02.
- c. ADD: At 401 West, ceramic tile at lavatory as indicated per attached Drawing No. 02.

5-13) Refer to DSA Approved Drawings, Sheet No. A8.0 SECTION, (A) SECTION;

- a. REVISE: Horizontal dimension shall be 2'-0" TYP. In lieu of SEE PLAN-TYP.

5-14) Refer to DSA Approved Drawings, Sheet No. A6.0 ROOF PLAN;

- a. ADD: Detail Key 5/S1.1 for existing vent opening infill as indicated per attached Drawing No. 03.
- b. ADD: (E) duct through roof to remain as indicated per attached Drawing No. 03.
- c. ADD: Patch (E) foam roof where mechanical equipment is demolished as indicated per attached Drawing No. 03.

- 5-15) Refer to DSA Approved Drawings, Sheet No. A5.0 DOOR SCHEDULE, ROOM FINISH SCHEDULE & DETAILS;
- a. REVISE: At FINISH NOTES AND MATERIALS, WALLS, Item #2 to be (E) PLASTER W/ (E) VCTWB in lieu of (E) PLASTER W/ VCTWB.
 - b. ADD: At FINISH NOTES AND MATERIALS, WALLS, Item #9 as follows:
9. 1/2" PLYWOOD.
 - c. ADD: At ROOM FINISH SCHEDULE, in REMARKS:

For Room 303, Finish 5C for Keynote 230.
For Room 401, Finish 9C for Keynote 232.
For Room 501, Finish 5C for Keynote 230.
For Room 502, Finish 5C for Keynote 230.
For Room 601, Finish 5C for Keynote 230.
For Room 602, Finish 5C for Keynote 230.
For Room 603, Finish 5C for Keynote 230.
For Room 604, Finish 5C for Keynote 230.
For Room 701, Finish 9C for Keynote 230.
For Room 702, Finish 9C for Keynote 230.
For Room 703, Finish 9C for Keynote 230.
For Room 801, Finish 5C for Keynote 230.
For Room 802, Finish 5C for Keynote 230.
For Room 901, Finish 5C for Keynote 230.
For Room 902, Finish 5C for Keynote 230.
For Room 903, Finish 5C for Keynote 230.
For Room 904, Finish 5C for Keynote 230.
As indicated per attached Drawing No. 01.
- 5-16) Refer to DSA Approved Drawings, Sheet No. M1.0 MECHANICAL SITE PLAN, NOTES AND SCHEDULES, MECHANICAL SITE PLAN;
- a. DELETE: At (E) Central Plant, Note:
MAINTAIN (E) CENTRAL PLANT TO SERVE BUILDINGS J AND K in its entirety.
 - b. ADD: Demolition of mechanical chiller and boiler yard equipment as indicated per attached Drawing No. 04.
- 5-17) Refer to Addendum No. 02, Item 2-13)a. Construction Schedule;
- a. ADD: Ten (10) Calendar Day duration to Phase V schedule for the demolition of the mechanical chiller and boiler yard equipment.
- 5-18) Refer to Addendum No. 01, Item 1-1)b. DIV 00 PROCUREMENT AND CONTRACTING REQUIREMENTS, SECTION 00 21 13.1 BIDDER INFORMATION AND FORMS, BP-01;
- a. ADD: Work Scope Item 28 as follows:
28. DEMO ALL EXISTING CHILLER AND BOILER YARD EQUIPMENT.
See also Item 5-16) of this Addendum.


5-19) Refer to Addendum NO. 01, Item 1-1)b. DIV 00 PROCUREMENT AND CONTRACTING REQUIREMENTS, SECTION 00 11 16 NOTICE TO BIDDERS, ITEM 7. BID DATE;

a. REVISE: For Bid Package 02 General Trade:

Bid date shall be 2:00pm March 19, 2026 in lieu of 2:00pm March 5, 2026. The prequalification application submission deadline has been extended to March 5, 2026 (10) days before the new bid date. BCSD will issue updated prequalified list of contractors (5) days before the new bid date.

CONFORMANCE WITH SPECIFICATIONS

All work shall be in conformance with the specifications as they apply to work of a similar nature.



SCARCHITECT, INC.

1601 New Stine Road, Ste. 280
Bakersfield, CA 93309

A handwritten signature in blue ink, appearing to read "Stephen J. Corbin", written over a horizontal line.

Stephen J. Corbin, AIA, NCARB, LEED-AP BD+C
Architect

ROOM FINISH SCHEDULE

BLDG #	ROOM #	DESCRIPTION	FLOOR	BASE	WALLS ¹				CEILING		REMARKS	
					NORTH	EAST	SOUTH	WEST	MAT'L	HEIGHT		
BLDG 'C'	301	BOYS	8B	11B	1C	1C/5E	1C	1C	2C	VARIES	1	
	302	GIRLS	8B	11B	1C	1C	1C	C/5E	2C	VARIES		
	303	KINDERGARTEN	7B/10B	4B	2A	3A	3A	1A/3A	4B	VARIES		5C AT (230)
	304	STORAGE	3A	3A	1A	1A	1A	1A	1A	VARIES		
BLDG 'D'	401	KINDERGARTEN	7B/10B	4B	2A	2A	2A	5C/8B	4B	VARIES	9C AT (232)	
	402	OFFICE	7D	9B	5C	5C	5C	5C	4B	9'-8"		
	403	TOILET	9B	12B	5C/8B	5C/8B	5C/8B	5C/8B	5C	8'-0"		
	404	TOILET	9B	12B	5C/8B	5C/8B	5C/8B	5C/8B	5C	8'-0"		
	405	TOILET	9B	12B	5C/8B	5C/8B	5C/8B	5C/8B	5C	8'-0"		
BLDG 'E'	501	CLASSROOM	10B	4B	2A/5C	2A	2A	2A	4B	VARIES	5C AT (230)	
	502	CLASSROOM	10B	4B	2A/5C	2A	2A	2A	4B	VARIES	5C AT (230)	
	503	GIRLS	6A	7A	1A/4A	1A/4A	1A/4A	1A/4A	2A	VARIES		
	504	UNISEX	6A	7A	1A/4A	1A/4A	1A/4A	1A/4A	2A	VARIES		
BLDG 'F'	601	CLASSROOM	10B	4B	2A/5C	2A	2A	2A	4B	VARIES	5C AT (230)	
	602	CLASSROOM	10B	4B	2A/5C	2A	2A	2A	4B	VARIES	5C AT (230)	
	603	CLASSROOM	10B	4B	2A/5C	2A	2A	2A	4B	VARIES	5C AT (230)	
	604	CLASSROOM	10B	4B	2A/5C	2A	2A	2A	4B	VARIES	5C AT (230)	
BLDG 'G'	701	CLASSROOM	10B	4B	2A/9C	2A	2A	2A	4B	VARIES	9C AT (230)	
	702	CLASSROOM	10B	4B	2A/9C	2A	2A	2A	4B	VARIES	9C AT (230)	
	703	CLASSROOM	10B	4B	2A/9C	2A	2A	2A	4B	VARIES	9C AT (230)	
BLDG 'H'	801	CLASSROOM	10B	4B	2A/5C	2A	2A	2A	4B	VARIES	5C AT (230)	
	802	CLASSROOM	10B	4B	2A/5C	2A	2A	2A	4B	VARIES	5C AT (230)	
	803	BOYS	6A	7A	1A/4A	1A/4A	1A/4A	1A/4A	2A	VARIES		
BLDG 'I'	901	CLASSROOM	10B	4B	2A/5C	2A	2A	2A	4B	VARIES	5C AT (230)	
	902	CLASSROOM	10B	4B	2A/5C	2A	2A	2A	4B	VARIES	5C AT (230)	
	903	CLASSROOM	10B	4B	2A/5C	2A	2A	2A	4B	VARIES	5C AT (230)	
	904	CLASSROOM	10B	4B	2A/5C	2A	2A	2A	4B	VARIES	5C AT (230)	

FINISH NOTES AND MATERIALS

FLOORS
10. CARPET TILES AND WALK-OFF MATTS

WALLS
9. 1/2" PLYWOOD



¹ REVISE FINISHES

ITEM • 5-6) / 5-7) / 5-15)

REF. DSA APPROVED DRAWING, SHEET A5.0

ADDENDUM #05

FRANKLIN ELEMENTARY SCHOOL
MODERNIZATION
2400 TRUXTUN AVE
BAKERSFIELD CITY SCHOOL DISTRICT
BAKERSFIELD, KERN COUNTY, CALIFORNIA

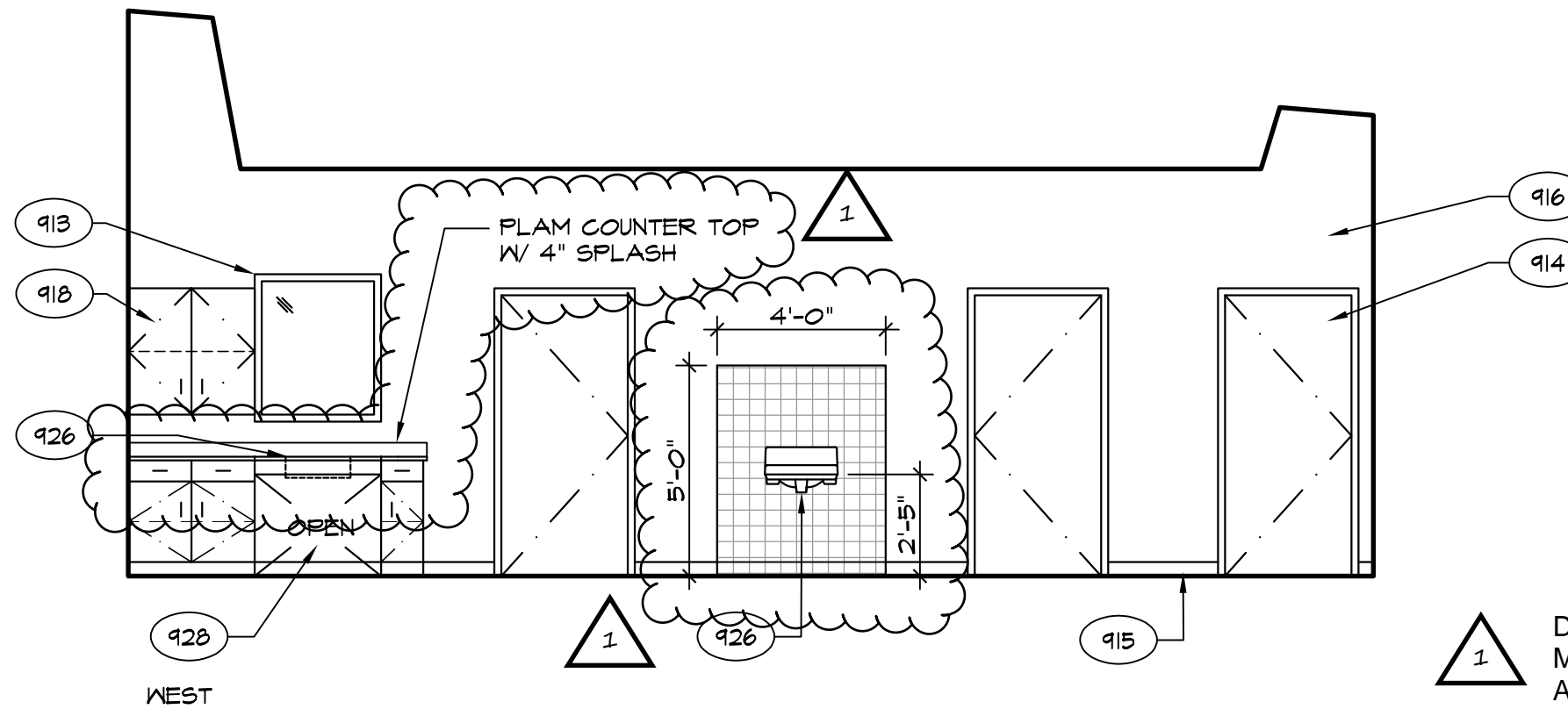


1601 NEW STINE RD., STE 280
BAKERSFIELD, CA 93309
FAX: (661) 397-4378
PH: (661) 397-4377



JOB NO: 1316 DATE: 02/09/26
APPL#: 03-122910 FILE#: 15-6
DWG NO:

01



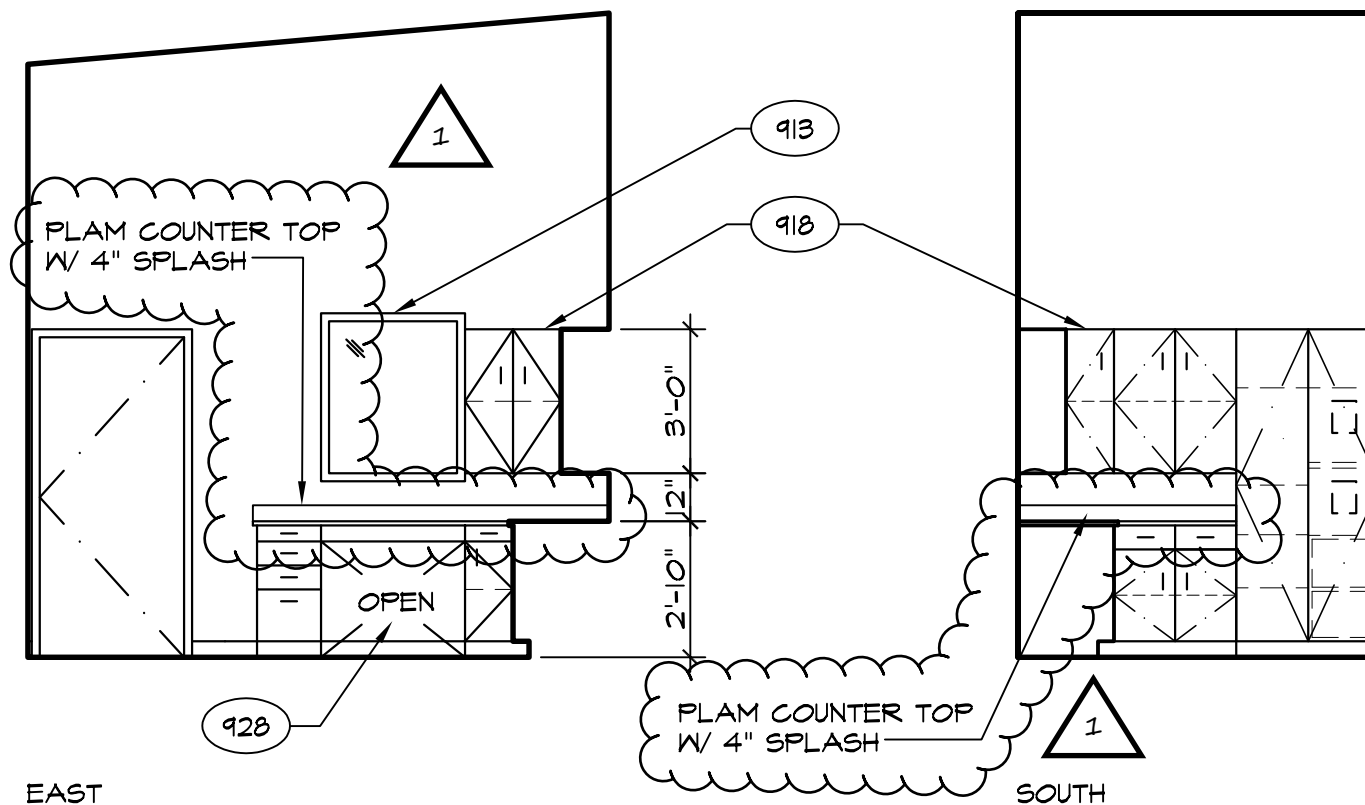
WEST

401 KINDERGARTEN
CONTINUED



DEFINE COUNTER TOP
MATERIAL, ADD SPLASH,
ADD CERAMIC TILE AT LAV

ITEM • 5-12)a
REF. DSA APPROVED
DRAWING, SHEET A9.1




EAST

402 OFFICE
BLDG 'D'

ADDENDUM #05

FRANKLIN ELEMENTARY SCHOOL
MODERNIZATION

2400 TRUXTUN AVE
BAKERSFIELD CITY SCHOOL DISTRICT
BAKERSFIELD, KERN COUNTY, CALIFORNIA



1601 NEW STINE RD., STE 280
BAKERSFIELD, CA 93309
FAX: (661) 397-4378
PH: (661) 397-4377



JOB NO: 1316	DATE: 02/09/26
APPL#: 03-122910	FILE#: 15-6

DWG NO:

02

ROOFING NOTES:

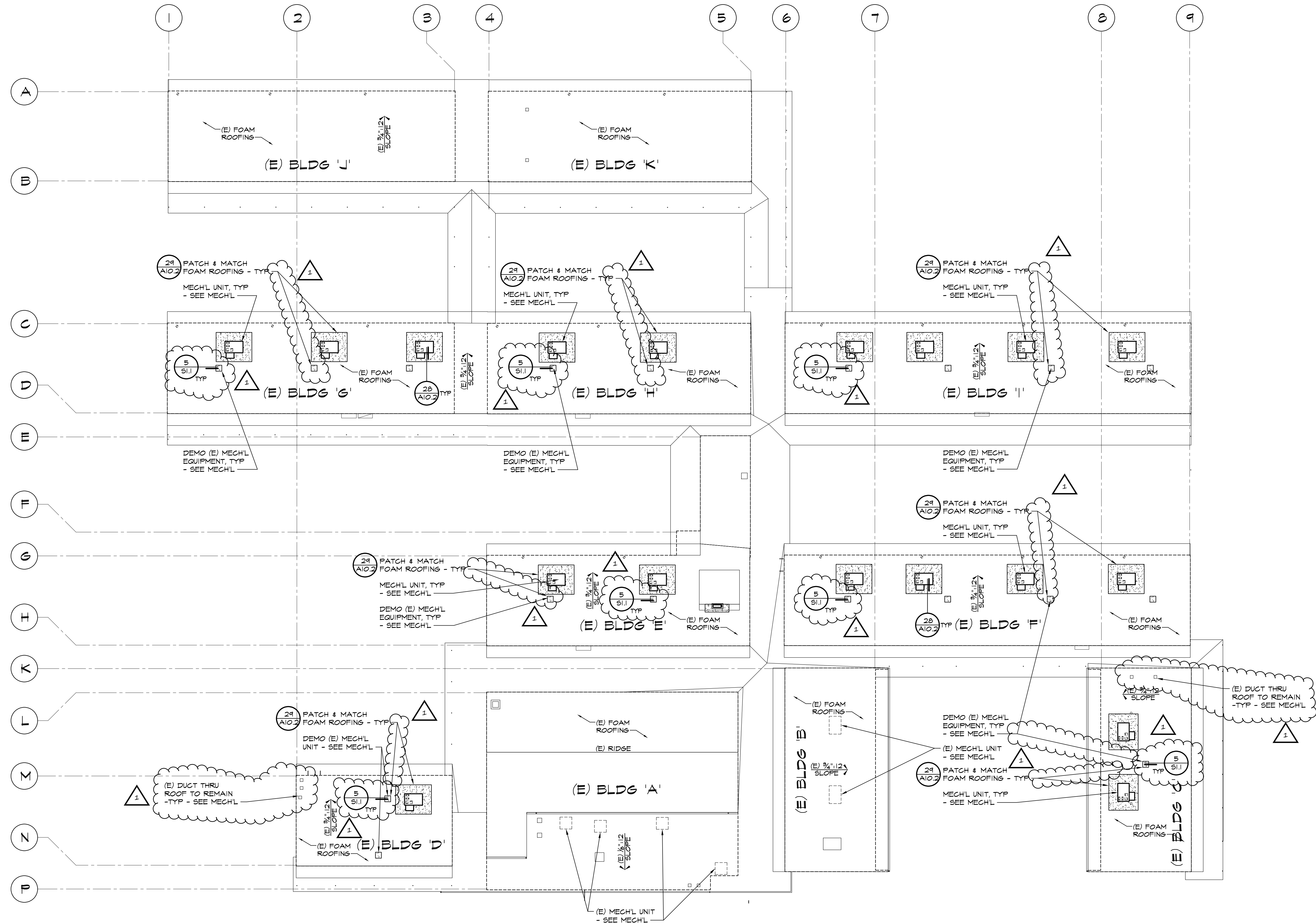
1. R/WL & OVERFLOW SHALL BE 3" DIA MIN. CAST IRON PIPE
2. RAINWATER LEADER (R/L) SHALL CONNECT TO STORM DRAIN SEE CIVIL PLAN.
3. CONTRACTOR SHALL INSTALL BLOCKING PER STRUCTURAL PLANS, AS REQUIRED AT ROOF PENETRATIONS
4. CONTRACTOR SHALL INSTALL FLASHING AT ROOF PENETRATIONS, FRAMED CURBS, ETC. PER SPEC, TYP.
5. LEVEL PLATFORM FRAMING SEE STRUCTURAL PLAN
6. SEE STRUCTURAL, MECHANICAL, PLUMBING AND ELECTRICAL DRAWINGS, FOR ADDITIONAL INFORMATION FOR WORK INDICATED.

LEGEND:

- LINE OF WALL BELOW
- (E) ROOF TO REMAIN
- PATCH & MATCH (E) FOAM ROOF
- (24 AIO.2)

▲ ADD ROOF DECK AND FOAM ROOF PATCHING

ITEM # 5-14
REF. DSA APPROVED DRAWINGS, SHEET A6.0



ROOF PLAN
PLAN NORTH

SCALE: 1/16" = 1'-0"

ADDENDUM #05
FRANKLIN ELEMENTARY SCHOOL
MODERNIZATION
2400 TRUXTUN AVENUE
BAKERSFIELD CITY SCHOOL DISTRICT
BAKERSFIELD, KERN COUNTY, CALIFORNIA

JOB NO. 1316	APPR. 03-12-2010	FILED 15-87	DATE 02/09/26
-----------------	---------------------	----------------	------------------

DWG. NO.
03

PTN: 63321-382 FILE: 15-6

**FRANKLIN ELEMENTARY SCHOOL
MODERNIZATION**
2400 TRUXTUN AVENUE
FOR
BAKERSFIELD CITY SCHOOL DISTRICT
BAKERSFIELD, KERN COUNTY, CALIFORNIA



1601 NEW STINE ROAD, SUITE 280
BAKERSFIELD, CA 93309
PH: (661) 397-4377
FAX: (661) 397-4378
WWW.SCARCHITECT.COM



STEPHEN J. CORBIN, N.CARB, AIA, LEED [®]-AP

CHECK AND VERIFY ALL DIMENSIONS BEFORE PROCEEDING WITH THE WORK. REPORT DISCREPANCIES TO THE ARCHITECT. ALL CONSTRUCTION SHALL CONFORM TO THE C.B.C.



ROOF PLAN

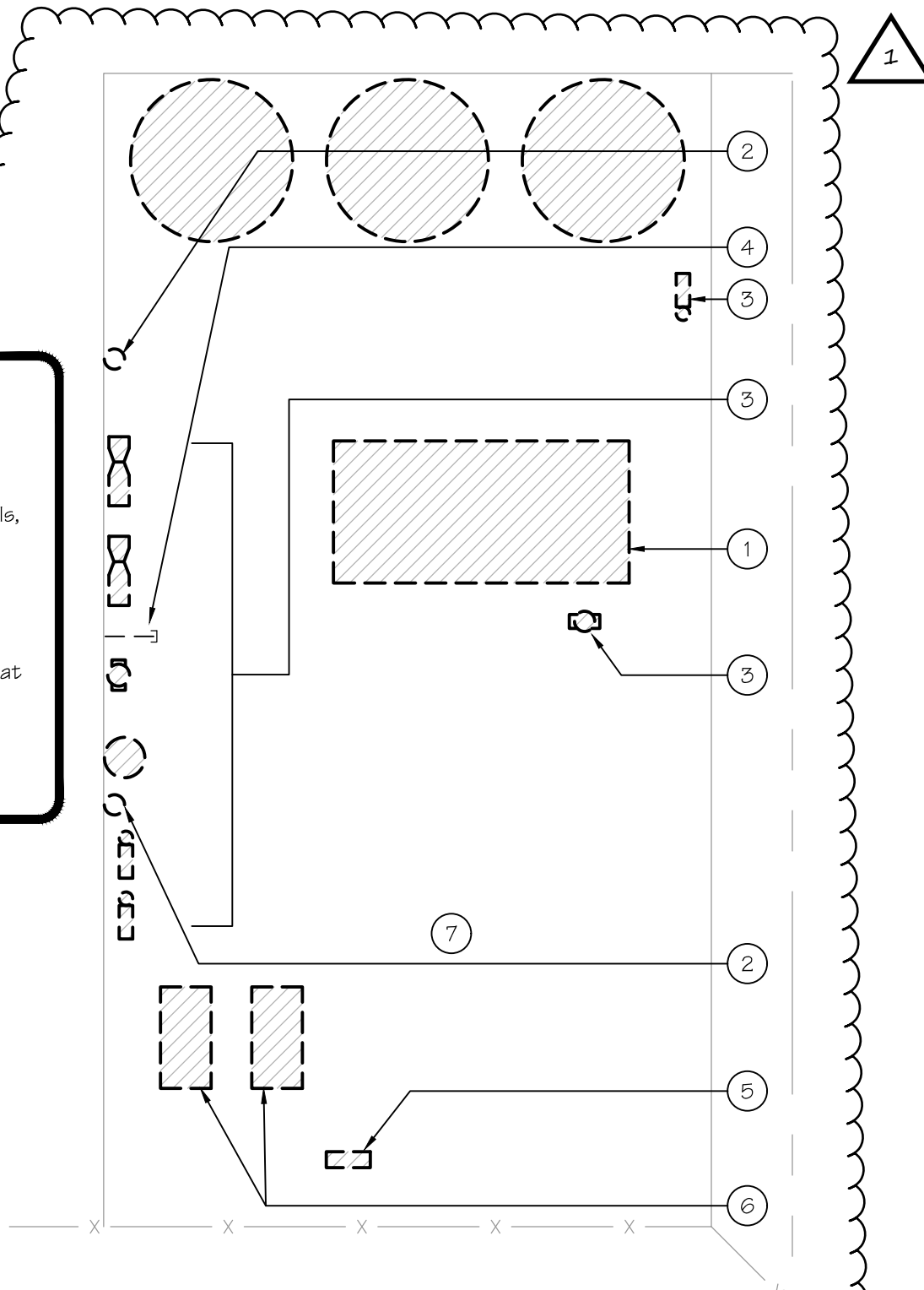
MARK	DATE	REVISIONS
▲		
▲		
▲		

JOB NO. 1316	
DRAWN: ED, FS	
CHECKED: BCW	
DATE: 11/8/23	

6.0
19 OF 80 SHEETS

CENTRAL PLANT KEYNOTES:

1. Remove existing chiller, all chilled water piping, hangers, supports, etc.
2. Cap mechanical piping at 6" above grade. Abandon existing below grade chilled / hot water loop piping.
3. Remove all existing pumps, expansion tanks, pot feeder, supports, controls, accessories, etc.
4. Demo back domestic CW pipe back to entry into chiller yard and cap.
5. Remove existing EMS and / or analog control panel, all related conduits, wiring, controls, etc.
6. Remove existing boiler, all hot water piping, supports, etc. Cap gas piping at +6" above grade.
7. Note: Entire central plant chiller and boiler yard shall be made free of all mechanical, plumbing, electrical, and control items related to items being removed. Confirm exact details based on field conditions.



1 ADD DEMOLITION OF (E) CHILLER/BOILER


ITEM • 5-16)b
REF. DSA APPROVED
DRAWING, SHEET M1.0

MECHANICAL CHILLER & BOILER YARD PLAN

SCALE: 1/8"=1'-0"

A

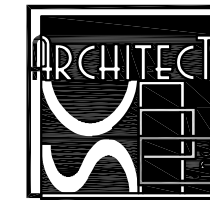
bme BASKIN
MECHANICAL
ENGINEERS



175 Fulton Street
Fresno, CA 93721
Tel: (559) 237-0376
Job: 21145
Plt: 02-26-26

ADDENDUM #05

FRANKLIN ELEMENTARY SCHOOL
MODERNIZATION
2400 TRUXTUN AVE
BAKERSFIELD CITY SCHOOL DISTRICT
BAKERSFIELD, KERN COUNTY, CALIFORNIA



1601 NEW STINE RD., STE 280
BAKERSFIELD, CA 93309
FAX: (661) 397-4378
PH: (661) 397-4377



JOB NO: 1316	DATE: 02/09/26
APPL#: 03-122910	FILE#: 15-6

DWG NO:
04

WORK SCOPE SUMMARY
BID PACKAGE - 02

ADDENDUM #05 ITEM 5-8)a
--

GENERAL TRADE

Provide all construction included in the specifications listed below, work described by the drawings, work defined in the General and Supplementary conditions, work defined in the Division 1/General Requirements, and work defined in the bidding and Contract Document project requirements. All such work is specifically included in the scope of work of this Prime Contractor.

<u>DIVISION 02 – EXISTING CONDITIONS</u>	<u>DIVISION 09 – FINISHES</u>
02 42 00 Minor Demolition for Remodeling*	09 21 00 Lathing and Plastering
	09 25 13 Exterior Plaster Finishing System
<u>DIVISION 03 – CONCRETE</u>	09 26 00 Veneer Plaster
03 10 00 Concrete Work	09 30 00 Tile Work
03 21 00 Reinforcing Steel	09 91 00 Painting
<u>DIVISION 06 – WOOD, PLASTICS, AND COMPOSITES</u>	
06 10 00 Rough Carpentry	
06 20 00 Finish Carpentry	<u>DIVISION 10 – SPECIALTIES</u>
06 22 00.02 Millwork and Cabinets	10 14 19 Signs
	10 21 13.16 Solid Plastic Toilet and Shower Stalls
<u>DIVISION 07 – THERMAL AND MOISTURE PROTECTION</u>	10 28 13 Toilet and Bath Accessories
07 21 10 Insulation	
07 57 00.03 Sprayed Polyurethane Roofing System	
07 91 00 Caulking and Sealants*	<u>DIVISION 31 - EARTHWORK</u>
	31 20 00 Earthwork
<u>DIVISION 08 – OPENINGS</u>	<u>DIVISION 32 – EXTERIOR IMPROVEMENTS</u>
All Sections Included in Division 08	
<u>DIVISION 03 – CONCRETE</u>	32 13 13 Concrete Paving
03 10 00 Concrete Work	32 31 13 Chain Link Privacy Slats
03 21 00 Reinforcing Steel	
	*Incidental to this scope of work

Hereinafter all references made to the Prime Contractor will mean the contractor bidding this Bid Package unless noted otherwise. The term “Provide” shall mean all labor, materials, and equipment necessary for the complete furnishing and installation of specified item(s) or work.

As further clarification, Prime Contractor shall be responsible for the following:

GENERAL TASKS (APPLICABLE TO ALL PRIME CONTRACTORS):

1. Prime Contractor must hold all of the appropriate license classifications required or hold at least one of the required licenses and subcontract with the remaining appropriately licensed contractor(s) to meet the qualification requirements.
2. Fully plan and coordinate all work (i.e. work sequence, locations, embedded work, dimensions, layout, elevations, framing, finishes, connections, penetrations, safety, startup, and testing, etc.) with all other Prime Contractors prior to performing own work.

3. Prime Contractor is responsible for providing all lift equipment, cranes, forklifts, scaffolding, and other equipment as needed to accomplish the work of this Bid Package based on the site conditions at the time of work or installation of items.
4. This Prime Contractor shall provide an information update on a bi-weekly basis to the District for use in updating the project Construction Progress Schedule that includes at a minimum; identification of each stage or task of the work specific to this Bid Package, status progress on current work activities and critical path milestone dates, status of outstanding shop drawings and submittals, status of fabrication and related work, status of material procurement (delivery lead time and dates), and identification of the manpower anticipated for all current and upcoming work activities.
5. The Prime Contractor understands that it is imperative that work be completed in accordance with the bid schedule or as the work becomes available to them, whichever comes first. The District will try to better the bid schedule, when or if slack or float time becomes available during the course of construction. By doing so, the Prime Contractor agrees this is beneficial to all parties concerned to get their work finished early and agrees to not hold the District responsible for any costs associated with working out of sequence or ahead of schedule, as long as critical path work durations do not change. The Prime Contractor agrees to pursue the work accordingly as directed by the District. Perform any necessary work "out of sequence" to satisfy unique situations or for proper installation of work under this Bid Package. Furthermore, the Prime Contractor shall incorporate into their bid price any extended work weeks, multiple shifts and/or overtime costs to meet the critical milestone dates.
6. This Prime Contractor shall include fully staffed and capable crews working simultaneously on separate areas of the project as necessary to maintain the project schedule, especially while performing critical path activities.
7. Furnish all labor, material, services, equipment, and specific safety measures including but not limited to task safety fencing, trench plates, signage, scaffolding, barricades, shoring, traffic control, safety devices, services or skilled supervision necessary for all work applicable to this Prime Contractor's scope of work.
8. Supply power cords, adapters, etc. as necessary to complete the work of this bid package in a timely manner and in accordance with the construction schedule. Furnish power for welders and any special equipment needing voltage greater than 120V as it pertains to this Bid Package.
9. Be responsible for arranging all inspections required in this Bid Package. Prime Contractor to provide any lift equipment or other apparatus required for the Inspector to safely perform inspection.
10. No signs or advertising of any kind will be permitted on or about the Site.
11. Prime Contractor shall comply with the site logistics plan developed by the District, in coordination with all other Prime Contractors, that indicates areas to be used for lay down of waste bins, contractors parking, vehicular access gates with ingress and egress routes; locations of concrete truck wash out activities; and offloading and hoisting locations etc. There is no material lay down or storage locations onsite, and materials must be delivered when ready for installation.
12. This Prime Contractor shall remove all waste materials, rubbish, and mud attributable to the work of this Bid Package to an appropriate disposal location off-site throughout the duration of the project. Broom cleaning and minor trash removal shall be performed each working day. A weekly cleaning shall be performed every Friday including at a minimum a broom cleaning and the removal of waste materials from all areas of work where installation was performed during that work week. If the Prime Contractor fails to perform progress cleaning or does not maintain the areas adjacent to the Project clean and free of waste materials and rubbish, upon 48 hours written notice (or 24 hours written notice if the debris constitutes a safety hazard) the District may clean up on behalf of the Prime Contractor and at the Prime Contractor's expense with the cost back-charged via credit Change Order. If it cannot be determined who the responsible Prime Contractor is, the costs shall be shared by the Prime Contractors actively working on the Project as determined at the sole discretion of the District.

13. Each Prime Contractors shall conduct weekly jobsite safety meetings with all direct employees and any subcontractors that are working onsite and require sign in sheets. Copies of the inspection reports and safety meeting notes/sign in sheets which shall be provided to the District on a weekly basis. All Prime Contractors are required to address any safety hazards brought up to their attention by the District within 24 hours from the time of receiving of safety notification. Each Prime Contractor is required to notify the District of any medium or high-risk activity that is/or will be occurring on a weekly basis.

GENERAL CONSTRUCTION:

14. Acquire all required permits in accordance with Cal-OSHA Title 8, California Code of Regulations, §§341 and 341.1. If required by the regulations, the permits shall be project specific. Prime Contractor shall comply with all Cal-OSHA safety requirements (PPE, Trenching and Excavation, Operation of Heavy Equipment, Etc.)
15. During the course of construction, provide temporary roof and wall protection for demolition of existing work and installation of new HVAC units. This contractor is responsible to protect existing facilities and structures from water intrusion resulting from these activities. Coordinate with other trades to modify temporary roof protection installations as needed for installation of new work. This contractor will be responsible for any damage to existing facilities resulting from water intrusion. The contractor is fully responsible to furnish all the materials required for temporary waterproofing and storm protection.
16. The project will be performed in phases. Prime Contractor to comply with the phasing of the work and to consider multiple mobilizations and demobilizations for the entire scope of work.
17. Provide protection for existing flooring to remain during the course of construction. This prime contractor is responsible for repairing any damages to existing flooring resulting from lack of protection.
18. Minimize interference with adjoining roads, streets, walks, and other adjacent occupied or used facilities during removal of debris operations. Provide flagmen as needed during this operation.
19. This bid package is responsible for providing trash bins and haul off of all waste. In addition to waste disposal provided under this work scope, provide waste bins for use by other contractors. Provide waste disposal in accordance with Section 01 80 00. Provide construction waste management plan in accordance with the specifications, including all documentation and reporting required by Section 01 80 00. Provide coordination with other trades to ensure compliance.
20. This Prime Contractor is responsible for implementing and maintaining dust control at all times while executing activities under this scope of work.
21. Provide all concrete work including concrete paving, curb/slab patch, curb infills, stem wall patch, utility trench concrete patch for interior and exterior work, mow strips, and utility pads. Include scarification and fine grading of existing subgrade. Include all reinforcement, dowelling, epoxy, AGG base, compaction, control joint, expansion joints, sealants,
22. Coordinate with the Architect, Project Inspector and Owner's soils engineer for all required tests, inspections or reviews per the contract documents, project soils report and subgrade compaction testing prior to placing concrete. Incorporate time necessary for inspections so there is no impact to the project schedule.
23. Provide a concrete washout station for use throughout the project at the location directed by the District.
24. Coordinate with all other prime contractors and install all embeds and sleeves necessary to complete their scope of work. Construct plywood templates as required for proper bolt/embed placement and alignment. Protect all embeds during and after concrete placement.
25. Include all pumping of concrete as required by accessibility, current updated progress construction schedule, and job site conditions.
26. Provide all Rebar required for penetrations/openings for all Contractors. All anchor bolts and hold-down bolts shall be provided by this Bid Package.
27. Any flatwork or sidewalk finishing that abuts to existing areas is to match the finish of the adjacent concrete surfaces.
28. Ensure all exposed rebar is capped at all times. Remobilize to replace any missing caps if notified by District within 24 hours.

29. Include preparation/submission of all paperwork, haul route maps, etc. if required by the local municipality. Provide flagmen to accompany trucks and equipment when crossing campus in the presence of students and/or vehicular traffic.
30. Provide all rough and finish carpentry associated with project including, but not limited to new wall framing, wall infills, modifications/frame-outs for new work, roof framing and infills, blocking, and backing. Include non-shrink grout under sill plates. Coordinate locations of rough carpentry required for installation of work by others with contractors responsible for installation of those items. Include all steel members and hardware required for a complete rough carpentry installation. Provide framing reinforcing for holes and notching in plates and studs, including holes and notching required for the installation of work by others. Include any temporary shoring or bracing needed for structural framing.
31. Provide all rough carpentry required for the installation of HVAC curbs.
32. Provide all casework, cabinetry and counter tops including but not limited to all associated shelves, filler panels, closet poles & shelves, shelf hooks, cabinetry glass/glazing, brackets, and finish hardware. Provide, complete in place, all "WIC" items indicated.
33. Coordinate with electrical contractor for electrical and low voltage work that is located within or integrates with casework and cabinetry.
34. Provide all cut-outs for fixtures (plumbing, electrical, computer, etc.) to be installed in casework by other contractors. Coordinate cut-out templates and requirements with other trades. Further, provide access panels and chase ways for the installation and future servicing by other trades such as plumbing, HVAC, electrical, computer, telephone.
35. Immediately following installation of countertops, this Contractor shall furnish and install continuous cardboard protection on all horizontal surfaces and maintain protection until such a time final acceptance by Owner is obtained. It is this Contractors responsibility to remove cardboard and provide final cleaning as directed by the District.
36. Provide building insulation including but not limited to under deck insulation, wall insulation interior or exterior, batt thermal, sound attenuation insulation, acoustical barriers, sealants & caulking, vapor barriers, stick pins, wire lace, staples, fire-safing at all areas except electrical, mechanical and plumbing penetrations, above ceiling insulation, etc. including all necessary attachments.
37. Provide any fill-ins and removal/replacement of insulation as required due to mechanical, electrical work and drywall work or repairs.
38. Provide all polyurethane foam roofing patching as indicated and as specified.
39. Provide all gypsum board, taping, mud and accessories, trim, screws, stapes, joint tape and compounds and texture finish for walls, ceilings, and soffits.
40. Provide all plaster patch-back and infills at all locations where existing work is removed at plaster walls and at locations where other trades penetrate plaster walls, including any patch works resulting by conduit penetrations and installation of new fire alarm system. Plaster finish to match existing.
41. Provide all ceramic tile for new tile work and for patching existing tile. Include all components for a complete tiling system.
42. Provide interior and exterior painting. Include painting of all exposed MEP trade work. Plaster patches to match existing. Interior painting shall include but not be limited to walls, ceilings, and soffits. Include painting walls from corner to corner where painting occurs. Provide final painting of any surface after other trades have completed their work, including minor repair work to correct minor surface blemishes.
43. Prepare all surfaces for scope in this package per the project plans and specifications including but not limited to scraping, sanding, putty, washing, priming, and back priming. Where rust or scale is present, it shall be cleaned prior to painting.
44. Provide all interior and exterior caulking, fireproofing, and joint sealants. Caulking and sealing shall include backer rods as required at wider joints/gaps, acoustical caulking as indicated, caulking between walls and other building components, whether of similar or dissimilar materials, caulking at top and bottom of walls as indicated in wall type details, caulking around doors & window frames, and caulking between walls/ceilings and

finished accessories such as panels, access doors, vents/registers, elevator controls & sills etc.

45. It is understood that the HVAC system may not be operational at the time that this work is being performed. Provide space heaters and/or fans to ventilate areas receiving finishes as required.
46. Prior to painting, all accessories, hardware, switch/receptacle plates, light fixtures, etc. shall be protected or removed and safely stored by this Contractor. All items to be re-installed by this Contractor after painting is completed. Contractor to be responsible for replacing missing/damaged items not reinstalled after painting is completed. Some areas or items (conduit, supports, access doors, brackets, or other accessories) may not be installed until after the majority of the painting in those areas has been completed. Painting of these areas/items shall be done after the time of installation.
47. Provide, complete in place, all items specified under Division 10, including ~~fire extinguishers and cabinets~~, coat hooks, ~~vinyl fabric faced tackboards, detectable warning mats~~, signage, toilet compartments, toilet accessories, and louvers and vents. In addition to items specified under Division 10, include all items listed in the Accessory Schedule on **A5.0**. Items listed as "BCSD" shall be furnished by the District and installed by this contractor. Include any components required for complete installation.
48. Provide drinking fountain railings, complete in place. Include wall and concrete patching resulting from installation.
- ~~49. Provide removal and reinstallation of door thresholds where indicated. Include grinding, bushing, and filling of existing surfaces as necessary to install as detailed. Reinstalled thresholds shall meet ADA requirements.~~
- ~~50. Provide all new concrete and asphalt paving as indicated on the plans and as needed for patching of new utility trench work by others. Refer to electrical plans for locations of trench work. Patching to occur in multiple mobilizations and will be dictated by project phasing. Omitted from this Bid Package~~
- ~~51. Provide all chain link fencing and gate installations. Omitted from this Bid Package~~
52. Provide all caulking & sealing, expansion joints, flashings, edge metals, clips, supports, anchors, closures, fasteners and other appurtenances or accessories required for items in this Bid Package.
53. Provide an allowance for a stipulated sum/price of **\$80,000.00**. This allowance shall be listed in the Schedule of Values and shall be tracked on a Time and Material basis. Profit and overhead on top of this Time and Material work will not be allowed. This allowance amount is to be used as directed by the District and is not be used to fulfill obligations under this contract. All costs used against this allowance must be agreed to by the District before work is started. All unused portions of this allowance shall be credited back to the owner in the form of a deductive change order at 100% of the remaining value. This allowance shall be included in the base bid.

EXCLUSIONS:

- Sawcut, demolition, excavation, backfill and compaction of new utility trenches for M/E/P trades.
- Removal of spoils resulting from trenches related to M/E/P trades.

ADDENDUM #05
ITEM 5-10)a

FRANKLIN MODERNIZATION PRE-BID RFI'S WITH RESPONSES



REQUEST FOR INFORMATION

To: Franklin Elementary School

Date: 2/6/26
RFI No.: 1
Customer Job No.: 22212.00-25-HVAC
A-C Job No.: B-26-028
Job Name: Franklkin ES Moderization

Subject: Demo Electrical Panels	
Spec. Section / Page: Bid Package -06	Sheet / Detail: E-3.10 Demo power plan Bdlg D
Question / Problem: Demolition Reference Note 1: Are existing panels LD and E to be relocated and reused or will these be new panels to be installed once demo is complete	
Please respond by: 2/17/26	Attachments:

Signed Name and Title

Reply: per demo note 1 they are to be replaced. Per single line LD gets a new feeder Gary Melenbacker DPG Engineering	
Date:	Attachments:

Signed Name and Title



REQUEST FOR INFORMATION

To: Franklin Elementary School

Date: 2/6/26
RFI No.: 1
Customer Job No.: 22212.00-25-HVAC
A-C Job No.:
Job Name:

Subject: Panelboards	
Spec. Section / Page: 26 01 00 Panelboards 2.07	Sheet / Detail:
Question / Problem: No acceptable manufacturers are given.	
Please respond by: 2/17/26	Attachments:

Signed Name and Title

Reply: panelboards that meet the specs are acceptable Gary Melenbacker DPG Engineering	
Date:	Attachments:

Signed Name and Title



REQUEST FOR INFORMATION

To: Franklin Elementary School Modernization

Date: 02/23/26
RFI No.: 3
Customer Job No.: 22212.00-25-HVAC
A-C Job No.: B-26-028
Job Name: Franklin ES Modernization

Subject: Access Panels	
Spec. Section / Page:	Sheet / Detail: Addendum #02 AD2-E7 note #4
Question / Problem: <p>Is it the responsibility of BP-06 Electrical to provide and install the 12x12 access panels? Thank you.</p>	
Please respond by: 2/26/26	Attachments:

 Signed Name and Title

Reply: Bakersfield City School District <p>Yes, BP-06 Electrical to provide and install 12x12 access panels.</p>	
Date:	Attachments:

 Signed Name and Title



REQUEST FOR INFORMATION

Re:

RFI Number: _____ Date: _____

Information Requested By: _____

Describe information needed:

_____ these were deleted by addendum #2

Specification(s) affected by this RFI: _____

Drawings affected by this RFI: _____

Date information is needed: _____

Is there a cost or time impact: ___ Yes ___ No

If yes, explain:

Response:

Response by: _____

Date: _____

Franklin Mod RFIs

1. HP-2 on the electrical drawings shows no power exhaust disconnect but the mechanical schedule shows a power exhaust. Is a separate external disconnect required for the power exhaust on HP-2 units? **Refer to addendum #2**
2. Sheet E3.10, panel LD and E both reference note 1 which states these panels are to be relocated. The one line drawing shows panel LD as a new panel with new feeders. Which is correct? **LD is new with new feeder per single line. Also, per demo note 1 relocate existing circuits**
3. Sheet E3.10, note 1 states to intercept existing feeders and extend on panels LD and E. Are the existing panels fed overhead or underground? If underground, where are they to be intercepted? **Field verify. Demo note covers either field condition**
4. Sheet E3.20, note 1 states that panel LG is to be relocated and replaced, one line schedule shows this is a new panel with new feeders. Which is correct? If LG is existing, where is the existing location? **The existing panel is in approximately the same location. Provide new feeder and panel per single line and reroute existing circuits**

REQUEST FOR INFORMATION (RFI)

From: Contractor: JTS Construction
P.O. Box 41765
Bakersfield, CA 93384-1765

RFI No.: 001
Date: 02/18/2026

To: Bakersfield City School District

PROJECT: Franklin Elementary
School Modernization

Subject: Modular Ramps Date Response Required: ASAP

Drawing Reference: N/A Specifications Reference: N/A

We request the following information/clarification:

Please provide the CPM schedule for this project.

Contractor's Authorized Signature: *Jennifer Gangl*
 Check here if additional pages attached

JTS Construction
Page 1 of 1

Response: Bakersfield City School District

See Addendum #02, Item 2-13

Note: This is not an authorization to proceed with work involving any additional cost and/or time. Notification must be given by the Contractor in accord with the Contract Documents if the response causes any change to the Contract.

Responded By:

Title: _____
Firm: _____

Signature: _____
Date: _____

Check here if additional pages attached
cc:

Page 1__of 1

REQUEST FOR INFORMATION (RFI)

From: Contractor: JTS Construction
P.O. Box 41765
Bakersfield, CA 93384-1765

RFI No.: 002
Date: 02/18/2026

To: Bakersfield City School District

PROJECT: Franklin Elementary
School Modernization

Subject: Termite Control Date Response Required: ASAP

Drawing Reference: N/A Specifications Reference: N/A

We request the following information/clarification:

The specifications include termite control. Termite control is not part of the general trade bid package 2. Shall it be added to general trade bid package 2.

Contractor's Authorized Signature: *Lee Hawkins*
 Check here if additional pages attached

JTS Construction
Page 1 of 1

Response: **Termite control is not required for this project**

Note: This is not an authorization to proceed with work involving any additional cost and/or time. Notification must be given by the Contractor in accord with the Contract Documents if the response causes any change to the Contract.

Responded By:
Title: _____
Firm: _____

Signature: _____
Date: _____

Check here if additional pages attached
cc:

Page 1__of 1

REQUEST FOR INFORMATION (RFI)

From: Contractor: JTS Construction
P.O. Box 41765
Bakersfield, CA 93384-1765

RFI No.: 003
Date: 02/25/2026

To: Bakersfield City School District

PROJECT: Franklin Elementary
School Modernization

Subject: Door Thresholds Date Response Required: ASAP

Drawing Reference: N/A Specifications Reference: N/A

We request the following information/clarification:

General trade package 2 scope of work first page mentions all division 8 sections included but in the detailed scope information only removal and replacement of door thresholds are mentioned. Please confirm that general trade package 2 includes all doors, frames, hardware, windows and glass.

Contractor's Authorized Signature: *Lee Hawkins*

JTS Construction

Check here if additional pages attached

Page 1 of 1

Response: Bakersfield City School District

Delete BP-02 General Trade Work Scope Note #49. Refer to Addendum #04 for clarifications regarding doors, frames and hardware.

Note: This is not an authorization to proceed with work involving any additional cost and/or time. Notification must be given by the Contractor in accord with the Contract Documents if the response causes any change to the Contract.

Responded By:

Title: _____
Firm: _____

Signature: _____
Date: _____

Check here if additional pages attached
cc:

Page 1__of 1

REQUEST FOR INFORMATION (RFI)

From: Contractor: JTS Construction
P.O. Box 41765
Bakersfield, CA 93384-1765

RFI No.: 004
Date: 02/25/2026

To: Bakersfield City School District

PROJECT: Franklin Elementary
School Modernization

Subject: Insulation Date Response Required: ASAP

Drawing Reference: N/A Specifications Reference: N/A

We request the following information/clarification:

Section 07 21 10-1.02 appears to state that all walls are to receive insulation. However, the plans only show insulation at all new interior walls, all in-fill locations at exterior walls and at the roof deck. Please confirm only these areas are to receive insulation as all existing walls are shown to have existing insulation.

Contractor's Authorized Signature: *Lee Hawkins*

JTS Construction

Check here if additional pages attached

Page 1 of 1

Response: **Yes, only the areas as mentioned are to receive insulation**

Note: This is not an authorization to proceed with work involving any additional cost and/or time. Notification must be given by the Contractor in accord with the Contract Documents if the response causes any change to the Contract.

Responded By:

Title: _____
Firm: _____

Signature: _____
Date: _____

Check here if additional pages attached
cc:

Page 1__of 1

REQUEST FOR INFORMATION (RFI)

From: Contractor: JTS Construction
P.O. Box 41765
Bakersfield, CA 93384-1765

RFI No.: 005
Date: 02/25/2026

To: Bakersfield City School District

PROJECT: Franklin Elementary
School Modernization

Subject: Chain Link Fence Date Response Required: ASAP

Drawing Reference: N/A Specifications Reference: N/A

We request the following information/clarification:

Bid package 02 General Trade, Item 51 says to provide all chain link fence and gates. However, the site plans show all of the chain link fence and gates are existing. Please advise where the chain link fence and gate work is required.

Contractor's Authorized Signature: *Lee Hawkins*

JTS Construction

Check here if additional pages attached

Page 1 of 1

Response:

Both Spec Section 32 31 13 Chain Link Privacy Slats and line item 51 are to be omitted from the Bid Package

02 General Trade.

Note: This is not an authorization to proceed with work involving any additional cost and/or time. Notification must be given by the Contractor in accord with the Contract Documents if the response causes any change to the Contract.

Responded By:

Title: _____

Signature: _____

Firm: _____

Date: _____

Check here if additional pages attached
cc:

Page 1__of 1

REQUEST FOR INFORMATION (RFI)

From: Contractor: JTS Construction
P.O. Box 41765
Bakersfield, CA 93384-1765

RFI No.: 006
Date: 02/25/2026

To: Bakersfield City School District

PROJECT: Franklin Elementary
School Modernization

Subject: Utility Trench Work Date Response Required: ASAP

Drawing Reference: N/A Specifications Reference: N/A

We request the following information/clarification:

Bid package 02 General Trade, Item 50 states to patch all asphalt and concrete for utility trench work. However, bid package 06 electrical, Item 18 specifically includes all patch back of all hardscape for all electrical work. Please confirm that package 06 will include all patchback of hard surfaces for their work and not package 02 as package 06 will know how much is needed at bid time.

Contractor's Authorized Signature: *Lee Hawkins*

JTS Construction

Check here if additional pages attached

Page 1 of 1

Response:

Bid Package 06 Electrical is to provide its own patch back per line item 18. Line Item 50 in Bid Package 02

General Trade to be omitted.

Note: This is not an authorization to proceed with work involving any additional cost and/or time. Notification must be given by the Contractor in accord with the Contract Documents if the response causes any change to the Contract.

Responded By:

Title: _____

Signature: _____

Firm: _____

Date: _____

Check here if additional pages attached
cc:

Page 1__of 1

REQUEST FOR INFORMATION (RFI)

From: Contractor: JTS Construction
P.O. Box 41765
Bakersfield, CA 93384-1765

RFI No.: 007
Date: 02/25/2026

To: Bakersfield City School District

PROJECT: Franklin Elementary
School Modernization

Subject: Accessory Schedule Date Response Required: ASAP

Drawing Reference: N/A Specifications Reference: N/A

We request the following information/clarification:

Bid package 02 General Trade, Item 47 says to include all items listed in the accessory schedule on A2.00. Items listed as BCSD shall be furnished by the District and installed by this contractor. The plans do not have a sheet A2.00. Please advise.

Contractor's Authorized Signature: *Lee Hawkins*

JTS Construction

Check here if additional pages attached

Page 1 of 1

Response:

Refer to Addendum NO. #05

Note: This is not an authorization to proceed with work involving any additional cost and/or time. Notification must be given by the Contractor in accord with the Contract Documents if the response causes any change to the Contract.

Responded By:

Title: _____
Firm: _____

Signature: _____
Date: _____

Check here if additional pages attached
cc:

Page 1__of 1

REQUEST FOR INFORMATION (RFI)

From: Contractor: JTS Construction
P.O. Box 41765
Bakersfield, CA 93384-1765

RFI No.: 008
Date: 02/25/2026

To: Bakersfield City School District

PROJECT: Franklin Elementary
School Modernization

Subject: Fire extinguishers Date Response Required: ASAP

Drawing Reference: N/A Specifications Reference: N/A

We request the following information/clarification:

Bid package 02 General Trade, Item 47 says to include all fire extinguishers and cabinets. However, there are not any shown on the plans and there is not a specification section. If there are existing they will need to be removed and reinstalled for painting, etc. so will the owner remove and reinstall them, will this contract remove and reinstall them or shall they all be new in which case please advise on the quantity. Please provide detailed information regarding the fire extinguishers.

Contractor's Authorized Signature: *Lee Hawkins*
 Check here if additional pages attached

JTS Construction
Page 1 of 1

Response:

Refer to Addendum NO. #05

Note: This is not an authorization to proceed with work involving any additional cost and/or time. Notification must be given by the Contractor in accord with the Contract Documents if the response causes any change to the Contract.

Responded By:

Title: _____
Firm: _____

Signature: _____
Date: _____

Check here if additional pages attached
cc:

Page 1__of 1

REQUEST FOR INFORMATION (RFI)

From: Contractor: JTS Construction
P.O. Box 41765
Bakersfield, CA 93384-1765

RFI No.: 009
Date: 02/25/2026

To: Bakersfield City School District

PROJECT: Franklin Elementary
School Modernization

Subject: Tackboard Date Response Required: ASAP

Drawing Reference: N/A Specifications Reference: N/A

We request the following information/clarification:

Bid package 02 general trade, Item 47 says to include all vinyl faced tackboards and spec section 10 11 13.10 chalkboards and tackboards is for that work. However, the floor plans and finish schedule does not show any tackboards or markerboards and there are no interior elevations provided for any of the classrooms. Please provide elevations showing where the vinyl faced tackboards occur.

Contractor's Authorized Signature: *Lee Hawkins*
 Check here if additional pages attached

JTS Construction
Page 1 of 1

Response:

Refer to Addendum NO. #05

Note: This is not an authorization to proceed with work involving any additional cost and/or time. Notification must be given by the Contractor in accord with the Contract Documents if the response causes any change to the Contract.

Responded By:

Title: _____
Firm: _____

Signature: _____
Date: _____

Check here if additional pages attached
cc:

Page 1__of 1

REQUEST FOR INFORMATION (RFI)

From: Contractor: JTS Construction
P.O. Box 41765
Bakersfield, CA 93384-1765

RFI No.: 010
Date: 02/25/2026

To: Bakersfield City School District

PROJECT: Franklin Elementary
School Modernization

Subject: Interior Elevations Date Response Required: ASAP

Drawing Reference: N/A Specifications Reference: N/A

We request the following information/clarification:

No interior elevations have been provided for any of the classrooms. Are there items such as markerboards, tackboards, etc. that will need to be removed and reinstalled for painting.

Contractor's Authorized Signature: *Lee Hawkins*
 Check here if additional pages attached

JTS Construction
Page 1 of 1

Response:

No markerboards, tack boards will need to be removed. See also Add #05 for wall finish clarifications

Note: This is not an authorization to proceed with work involving any additional cost and/or time. Notification must be given by the Contractor in accord with the Contract Documents if the response causes any change to the Contract.

Responded By:

Title: _____
Firm: _____

Signature: _____
Date: _____

Check here if additional pages attached
cc:

Page 1__of 1

REQUEST FOR INFORMATION (RFI)

From: Contractor: JTS Construction
P.O. Box 41765
Bakersfield, CA 93384-1765

RFI No.: 011
Date: 02/25/2026

To: Bakersfield City School District

PROJECT: Franklin Elementary
School Modernization

Subject: Final Cleaning Package Date Response Required: ASAP

Drawing Reference: N/A Specifications Reference: N/A

We request the following information/clarification:

There is not a final cleaning bid package and typically when final cleaning is not a separate bid package it is included in the general trade package. Shall final cleaning be included in the general trade package or shall it be done by owner. If it shall be included in the general trade package please provide a scope of what would be required.

Contractor's Authorized Signature: *Lee Hawkins*
 Check here if additional pages attached

JTS Construction
Page 1 of 1

Response:

BCSD will do Final Cleaning.

Note: This is not an authorization to proceed with work involving any additional cost and/or time. Notification must be given by the Contractor in accord with the Contract Documents if the response causes any change to the Contract.

Responded By:

Title: _____
Firm: _____

Signature: _____
Date: _____

Check here if additional pages attached
cc:

Page 1__of 1

Metro Floors – Pre-Bid RFI – 2/12/26

Q: Please reference General Conditions 13.1.6.1. The 4,000,000.00 aggregate is unwarranted for the dollar amount destined for this scope of work. Will 3,000,000.00 aggregate be sufficient for BP-07?

Response: Bakersfield City School District 2/24/26

Please find attached updated General Conditions Section 13.1.6.1 that will be issued as part of upcoming addendum.

13.1.6 Insurance Policy Limits

13.1.6.1 Unless different limits are indicated in the Special Conditions, the limits of insurance shall not be less than the following amounts:

Commercial General Liability	Product Liability and Completed Operations, Fire Damage Liability – Split Limit	\$2,000,000 per occurrence; \$2,000,000 aggregate
Automobile Liability	Any Auto – Combined Single Limit	\$1,000,000
Workers' Compensation		Statutory limits pursuant to State law
Employers' Liability		\$1,000,000

McMurtrey Lince, Inc.

1025 Espee Street
Bakersfield, CA 93301

Telephone 661-321-9130

Fax 661-321-9132

Request For Information

Per-Bid RFI #: 01

To: Bakersfield City School District

DATE: 02/17/26

Modernization

2400 Truxtun Ave

Bakersfield, CA 93301

PROJECT: Franklin Elementary School Modernization

ATTENTION: Juan Montelongo / Daniel Wastafarro

montelongoj@bcasd.com / wastafarro@bcasd.com

RE: Pre-Bid RFI 01

Possible Cost Impact

Possible Time Impact

Information Requested:

1. The Work Scope Summary for Bid Package 02 indicates that Minor Demolition for Remodeling is included in this Bid Package. Please clarify what demolition is to be included. This same note is included in the Work Scope Summary for Bid Package 01 - Demolition & Abatement, how do we distinguish what demolition is to be included in each bid package?
2. The Work Scope Summary for Bid Package 02 indicates that 32 31 13 Chain Link Privacy Slats are to be include as part of the bid package.
 1. We do not see where there fence slats are on the plans. Please clarify where these fence slats are required.
 2. There does not appear to be a Specification Section for 32 31 13 Chain Link Privacy Slats. Please provide the specifications.
3. The Work Scope Summary for Bid Package 02, Item 15 calls for "temporary roof and wall protection for demolition of existing work and installation of new HVAC units". Please clarify if this protection also applies to new door and/or window openings or elsewhere.
4. The Work Scope Summary for Bid Package 02, Item 19 says that this bid package is responsible for trash bins and haul off for all contractors. Please verify that this does not apply to waste from Bid Package 01 Demolition and Abatement.
5. Building Section A on Sheet A8.0 for Buildings C, E, F, H & I shows "Insulation per spec" at the roof joists. Please verify that new roof insulation is not required at Classrooms Buildings D and G.
6. Bid Package 02 includes Division 31 - Earthwork and excludes excavation, backfill and compaction of utility trenches for M/E/P trades and removal of associated spoils. Please clarify, that the only Earthwork included in Bid Package 02 is for the new paving as shown on Sheet C1.
7. The Work Scope Summary for Bid Package 02, Item 40 calls for plaster patch back where needed as a result of conduit penetrations for the new fire alarm system. Please clarify where the penetrations may occur.
8. Along the North and South sides of Building D, Grid Lines M & N, the demo plan on Sheet A2.2 shows an pipe cover being removed and existing pipes being capped per Key note 210. Please clarify if there is any concrete patch-back or infill where this pipe cover is being removed (similar at other locations/buildings).
9. Verify that new plywood floor sheathing and/or and associated floor joisting is not required at the Classroom Unit Ventilators that are being removed.

-
10. At the Classroom Unit Ventilators that are being removed the plans call for patching and matching of existing finishes. Detail 14 on Sheet A10.1 indicates that the finish is per the finish schedule. Many of the existing walls are noted as Vinyl Covered Tackable Wallboard over plaster or gypsum board. Please verify that there are no additional hidden materials (behind existing finishes) that will be required.
-
11. Please verify that the new doors or windows that are replacing existing will not require the existing rough openings to be reframed.
-
12. The Finish schedule on Plan Sheet A5.0 calls for Wood Base with a Wax Sealer Finish in many of the Classrooms. Many of these rooms are not included on the Interior Elevations. Please provide Interior Elevations indicating where this wood base is to be included.
-
13. Detail 3 on Sheet A10.1 shows a hollow metal door frame with rebar and grout extending to 12" above the finish floor. Details 7 and 8 on this sheet call for solid grout at the head of the jambs. Please verify that grout is not required at the heads of the hollow metal jambs.
-
14. Plan Sheet A2.6 references Detail 20 on Sheet A10.1 where the Unit Ventilator is called out to be demolished (Key Note 209). Detail 20 on Sheet A10.1 calls for concrete infill at an existing "pit". Please clarify; does this detail also apply at the other classrooms where the Unit Ventilator is called out to be demolished? If not please clarify what is required at the other locations in each building.
-
15. Plan Sheet A2.6 references Detail 20 on Sheet A10.1 where the Unit Ventilator is called out to be demolished (Key Note 209). Detail 20 on Sheet A10.1 calls for concrete infill at an existing "pit". Below the concrete infill the detail show 2X framing and plywood sheathing. This appears to be forming for the new concrete (please verify). Assuming that this is new forming, may it be left in place after the new concrete is installed or does it need to be removed after the concrete is completed?
-
16. Detail 19 on Sheet A10.1 shows existing and new 3/8" plywood sheathing on the exterior face of the 2X wall framing. This plywood sheathing is indicated to be "let-in panels". Please verify that the 2X studs need to be ripped down so that the finished wall framing and plywood sheathing is 5-1/2" wide at these wall infills.
-
17. Detail 29 on Sheet A10.2 notes "Recoat existing foam roof per spec".
1. Please clarify, we do not see the requirement to recoat the existing in the roofing specification.
 2. Please clarify; Is the entire existing roof required to be recoated?
-
18. In the painting specifications, Item 1.02, p Remodel Work calls for "Existing Work" to have holes & cracks filled and to receive new paint. Please verify that this is required at all existing work (unless noted otherwise).
-
19. Please clarify; Detail 19 on Sheet A10.1 calls for the new cement plaster infill to match the thickness of the existing plaster. The plaster specifications call for the plaster finish to include an integral color. When patching a plaster wall is it required to extend the color coat "corner to corner" ? Or is it acceptable to match the color of the existing plaster as close as possible?
-
20. The Finish Schedule on Plan Sheet A5.0 indicates the finish of several Restroom ceilings as "2A", existing fiberboard with existing finish. Please verify that these ceilings do not require new paint.
-
21. The Door Schedule on Plan Sheet A5.0, Typical Door Note # 5 indicates that all hollow metal doors and jambs are to be painted. Please clarify; does this include existing hollow metal doors and jambs? Does this also apply to hollow metal windows?
-
22. The Door Schedule on Plan Sheet A5.0, Typical Door Note # 6 indicates that all wood doors are to receive stain and semi-transparent finish. Please clarify; does this include existing wood doors?
-
23. Please clarify; Bid Package 02, Work Scope Summary notes that Saw cut, demolition, backfill and compaction of new utility trenches are excluded for this Bid Package. Please verify that no additional earthwork/excavation/compaction will be required at these trenches and that the trenches will be ready for the required concrete and/or asphalt patch-back.
-
24. Please clarify who is responsible for any required trench fencing/trench plates/barricades etc. at the trenches for new utilities and at areas of concrete/asphalt replacement. These areas involve multiple Bid Packages and these requirement may overlap between bid packages.
-

Signed:

Request Date:
Page 2 of 3

Reply: See attached list of responses

Signed: *Brent C. Wuertz*

Reply Date: 02/25/2026

1. 02 42 00 Minor Demolition for Remodeling is listed As Applicable in BP-02 Work Scope Summary. BP-01 Demolition & Abatement is to provide all demolition and abatement as indicated on the project drawings and documents.
2. Refer to Addendum #5
3. Bid Package 02 General Trades to provide protection to all openings, roof, walls, doors, and windows, etc.
4. Bid Package 01 Demolition & Abatement is responsible for the disposal of its own waste/trash that is generated by this bid package.
5. Roof insulation is required at these bldgs and will be clarified by addendum
6. Refer to Addendum #5
7. Refer to the Electrical Fire Alarm drawings to determine the number of conduit penetrations through walls.
8. Demo plan shows to demo concrete, floor plan indicates a concrete patch back, dtl key 26/A10.1 to be added by addendum
9. Add'l sheathing is added by work scope notes. with no additional joisting required.
10. Any "hidden" materials are unknown.
11. Any new doors in existing rough openings will be done by the District see addendum #04
12. This has been revised per addendum #3 for the base to be RTSB
13. Grout is not required at the heads of the HM frames.
14. This detail is for slab on grade bldgs D and G. All other locations are raised wood floor. see response to item #9
15. This framing is to be left in place
16. Yes, studs shall be ripped
17. Re-coating of the existing foam roof is not required
18. This is required at (e) areas scheduled to be painted
19. Only patch the area indicated. match color as close as possible
20. Not req'd in bldg E and H. Paint to be added to rr clgs in bldg c, see addendum
21. Only for doors and frames being installed
22. Only for the doors being installed
23. Refer to Addendum #5
24. The prime contractor that digs the trench is responsible for providing steel plates/barricades until the new trench is patched.

Request For Information

Per-Bid RFI #: 02

To: Bakersfield City School District

DATE: 02/26/26

Modernization

PROJECT: Franklin Elementary School Modernization

2400 Truxtun Ave

ATTENTION: Juan Montelongo / Daniel Wastaferro

Bakersfield, CA 93301

montelongoj@bcsd.com / wastaferrod@bcsd.com

RE: Pre-Bid RFI 02

Possible Cost Impact

Possible Time Impact

Information Requested:

1. Details 24 and 30 on Sheet A10.2 show a portion of the new acoustic ceiling assembly. Each detail shows an angled sheet member and notes "paint to match ceiling grid". Will these metal angles require painting in the field by the painting subcontractor? Or will the painting of these members be provided by the acoustic ceiling contractor?
paint to be by painting sub-contractor
2. Section A on Sheet A8.0 shows Buildings C, E, F, H & I having a wood framed floor assembly. Please clarify; does Building D also have a wood framed floor assembly? **Bldg D is slab on grade**
3. The roof plans as shown on sheet A6.0 call for demolition of numerous existing roof mounted mechanical units and notes "Demo E mechanical equipment, typ. See mechanical". These units do not appear to be shown on the Mechanical Roof Plan on sheet M6.0. Please clarify what is required at these units. Will there be rough carpentry roof infill at these units, they are not shown on the Structural Roof Plans? Will these unit locations require patching of the foam roofing? **The demo shown on A6.0 is in reference to note #4 on the mech plans. Carpentry per detail 5/S1.1. Foam room patch is req'. See add #5.**
4. The roof plans as shown on sheets S2.0 and 2.1 show several new units labeled EF-1 EF-2 and IUD-1 which are not shown on the architectural roof plan on Sheet A6.0. Please clarify if there is any required patching of the existing roof foam at these units. **Foam room patch is req'. See add #5.**
5. Keynote 206 on Sheet A2.1 at Building C calls for an existing toilet/urinal to be demolished. Section A on Sheet A8.0 shows that Building C has a wood framed floor assembly. Please clarify the requirements for patching of the existing floor sheathing and framing where required when fixtures are removed. **Refer to Add #2**
6. The Finish Schedule on Sheet A5.0 indicates that the flooring in Restrooms 301A, 302A and the existing Equipment Room as 3A - Existing Colored Concrete. Clarify the requirements where existing Toilets, Toilet Partitions, Walls etc. are being removed and/or modified. What are the requirements for patching/infilling voids in the existing colored concrete. What Bid Package will be responsible for this work? **Refer to Add #2 and #3**
7. The Specifications for Finish Carpentry include a number of items that could apply to the work in other Bid Packages. Please clarify what is to be included as part of Bid Package 02; are all the items as listed in the Finish Carpentry Specification, Section 1.02 Work Included (items a. thru x.). Several of these items could be required by other Bid Packages but by being listed here the responsibility is unclear. Some of the unclear items are; Item a. "Barricades as required" could apply to a variety of other trades, do we need to provide baricaeds for all bid packages? Item g. "Cutting and patching as required by the work of other trades", this specifically indicates other trades but is an unknown quantity which is imposible to quantify for bidding, Item i. "Installation of miscelanious iron, bolts, washers, nuts, screws lag screws, etc." is again an unknown quantity which is imposible to quantify for bidding when applied to the entire project with most other trades having some these items included in their work.

This specification section is only applicable to BP-02. Items a thru x are as required for the work as indicated.

-
8. Please verify that the counter tops for the new cabinets in 401 Kindergarten and 402 Office as shown on the Interior Elevations on Sheet A9.1 will be plastic laminate tops to match the laminet on the cabinets. **Yes, this is correct**

 9. Please confirm that the countertops in 401 Kindergarten and 402 Office as shown on the Interior Elevations on Sheet A9.1 do not require a backsplash as shown on the elevations. **See addendum #5**

 10. Please clarify; the Room Finish Schedule on Sheet A5.0 shows the interior wall finish the same for all of the Classrooms. The North Wall for each Classroom calls for "2A/5C", indicating existing plaster w/VCTWB and new 5/8" Type X gyp board with 1/8" veneer plaster and a paint finish. Each of the other walls in each classroom is shown as existing plaster w/VCTWB only. This appears to be misleading as a variety of different areas call for new walls and/or infilled areas. Do areas receiving new gypsum board and veneer plaster also get new VCTWB? Please clarify the wall finish for the classrooms. **See addendum #5**

 11. The Reflected Ceiling Palns for Buildings C, D, E, F, G, H and I each show a area of ceiling furring adjacent to exterior walls. Section A on Sheet A8.0 illustrates these areas.
Section A notes See plan, typ with a dimension symbol for these areas but the Reflected Ceiling Palns for each building do not provide a dimension. Please provide the required dimensions. **See addendum #5**

 12. The Work Scope Summary for Bid Package - 02, General Trade, Item 51 calls for chain link fencing and gates to be provided by this bid package. We do not see new chain link fencing and gates on the plans. Please confirm that there are no new chain link fencing and gates to be included.
Refer to Addendum #05

 13. The Work Scope Summary for Bid Package 02, Item 19 says that this bid package is responsible for trash bins and haul off for all contractors.
Bid Packages 30, 04, 05, 06 and 07 include the following "This Prime Contractor shall remove all waste materials, rubbish, and mud attributable to the work of this Bid Package to an appropriate disposal location off-site throughout the duration of the project"
Please clarify. **Bid Package 02 is to provide trash bins per line item #19**

 14. Please clarify; Addendum No. 04 indicates that the demolition, supply and installation of a number of doors, frames & hardware at various locations are being deleted for the bid and will be provided by the District. Please verify that the District will provide all associated lath & plaster, exterior plaster system, veneer plaster, stucco, drywall, tackboard, insulation, caulking & sealants, flooring protection, dust control, trash removal & disposal, painting etc. and these items are not to be included in the bid. **Yes the District will be responsible and is not to be included in your bid**

 - 15.

Signed:

Request Date:

Reply:

Signed:

Reply Date:



MICHAEL
SURFACE SOLUTIONS INC.
COMMERCIAL | HOSPITALITY | INDUSTRIAL FLOORING

REQUEST FOR INFORMATION

Attention: Daniel

Date: 02/25/2026

Project Name: Franklin Elementary School Modernization

Issued By: Athulya P R (Project Estimator)

We are currently reviewing the plan set for the Franklin Elementary School Modernization, and we have identified some points that require clarification to ensure accurate implementation. Please provide guidance on the following:

1. We note that the project drawings call for sheet vinyl in Building C Restrooms; however, no specification, manufacturer, or finish has been identified. Kindly confirm the required material to be used for the sheet vinyl. Alternatively, please advise if we may proceed with our recommended product.

Refer to specification section 09 65 16



**NON-MANDATORY PRE-BID JOB WALK
Franklin Elementary School
Modernization**

ADDENDUM #05
ITEM 5-11)a

February 12, 2026 3:00 PM
2400 Truxtun Ave., Bakersfield, CA, 93307

1. Introductions and Sign Ins:

a) Bakersfield City School District:

- Daniel Wastafarro, Assistant Director II, Bakersfield City School District
- Juan Montelongo, Assistant Director II, Bakersfield City School District
- Grant Southwell, Facilities Field Specialist, Bakersfield City School District
- Cindi Canfield, Planning & Construction Assistant II, Bakersfield City School District

b) Design Team:

- Stephen Corbin, Architect, SC Architect, Inc.
- Brent Wuertz, Associate Senior Project Manager, SC Architect, Inc.

c) Project Inspector

- Am-Tech Inspection Services

d) Testing Lab

- Krazan & Associates

e) Environmental Consultant

- Logan Martinez, YES Environmental

f) Labor Compliance Consultant

- Jennifer Roberson, KCSOS

2. Multiple-Prime Contracts

- a) This is a Multiple-Prime Bid project.
- BP-01 Demolition & Abatement
 - BP-02 General Trade
 - BP-03 Acoustic Ceilings
 - BP-04 Plumbing
 - BP-05 HVAC
 - BP-06 Electrical, Fire Alarm & Communications
 - BP-07 Flooring

3. Project Scope of Work

- Modernization of Buildings C, D, E, F, G, H & I. Building A fire alarm.

4. Bid Form & Requirements

- a) Documents are available for purchase at Trek Imaging 661-325-2695
- b) Documents are available to view and download through BCSD:

<http://mot.bcsd.com/Construction%20Consultants/22212.00-25%20HVAC%20-%20Franklin%20ES%20Modernization/>

- c) This project requires prequalification pursuant to AB 1565 of all general contractors and all mechanical, electrical, and plumbing subcontractors. Prequalification can be completed using the online prequalification system at www.qualitybidders.com. A bid package will not be accepted from any bidder that is required to submit a completed questionnaire and supporting documents pursuant to AB 1565, but has not done so at least ten (10) business days prior to the date fixed for the public opening of sealed bids or that has not been prequalified for at least five (5) business days prior to that date.
- d) Bid Form Checklist - See Instructions to Bidders
- e) Insurance Requirements: Article 13 of the General Conditions
- f) DVBE Requirements: 00 45 46.02

5. Labor Compliance Program / Prevailing Wage

- a) This is a Public Works Project and is subject to prevailing wages. All Contractors and Subcontractors are responsible for ascertaining and complying with all current general prevailing wage codes, apprenticeship regulations and required filings.
- b) DIR Registration www.dir.ca.gov/Public-Works/Contractors.html

6. Request for Information

- a) Pre-Bid RFI'S should be submitted via email to Daniel Wastafarro – wastafarro@bcasd.com & Juan Montelongo montelongoj@bcasd.com. Pre-Bid RFI's should be received by 2:00 p.m. on February 26, 2026.
- b) If the RFI's or any other project condition should result in the issuance of an Addendum to the contract, it shall be acknowledged, by the bidders on the Bid Form.
- c) Pre-Bid Substitutions Requests should be received 10 business days prior to final bid date, February 19, 2026. Substitution Listing is located in the Bidding Requirements in the Project Manual.

7. Schedule / Critical Dates (Refer to Bid Schedule)

- a) Bids Due: Thursday, March 5, 2026, 2:00 p.m. at BCSD Maintenance, Operations, and Transportation Building, 1501 Feliz Drive, Bakersfield, CA 93307
- b) Contract Award: March 25, 2026
- c) Tentative Notice to Proceed: April 14, 2026
- d) Tentative Project Duration or Completion Date: June 1, 2026 – July 31, 2027

8. General Information

- a) Front End Bidding Manual (Addendum #01, Plans & Specifications) were posted on January 27, 2026
- b) Site Safety: Is the Responsibility of the Prime Contractors
- c) Working Hours: 7:00a.m. to 4p.m., Mon-Fri.
- d) Cleaning Up: Is the Responsibility of the Prime Contractors
- e) Temporary Utilities and Facilities – 01 50 00

9. Open for Questions and Answers

10. Walk Project Site

ADDENDUM #05
ITEM 5-11)a

JOB WALK ATTENDEE LIST

OWNER: Bakersfield City School District

PROJECT: Franklin ES - Modernization

PROJECT NO. - 22212.00-25-HVAC



JOB WALK DATE: February 12, 2026 @ 3:00pm

Name of Contractor	Company Name	Email Address	Phone No.	Bid Package
Daniel Wastaferrero	BCSD	wastaferrero@bcsd.com	661-631-5883	
Juan Montelongo	BCSD	montelongoj@bcsd.com	661-556-2063	
Grant Southwell	BCSD	southwellg@bcsd.com	661-631-5883	
Brent Wuertz	SC Architect, Inc.	bwuertz@scarchitect.com	661-397-4377	
Logan Martinez	YES Environmental, Inc.	logan@yowellenvironmental.com	661-527-0820	
Saad Shaikh	IDR	info@idrdemo.com	949-690-1552	Demo
Maurice M'Jango	Resource . Inc.	maurice@resource-env.com	562 658-180	Demo
Danul Bowen	Bowen Engineering	office@bowendemo.com	559 2337464	Demo
Daniel Sanchez	PARC Environmental	dsanchez@parcenvironmental.com	559-999-5427	Demo/Abatement
James McKay	Modern valley construction	JMcKay@modernvalleyconstruction.com	661-472-1511	all
ROBERT WISHER	RMS	RWISHER@RMSLIVESYSTEMS.COM	562-665-7346	
Andrew Aralos	skycon electric	andrew@skyconelectric.com	661 889 2585	Electrical
Ken Drews	Curtis Electric	Kend@ceciinc.com	661 4326204	elec

