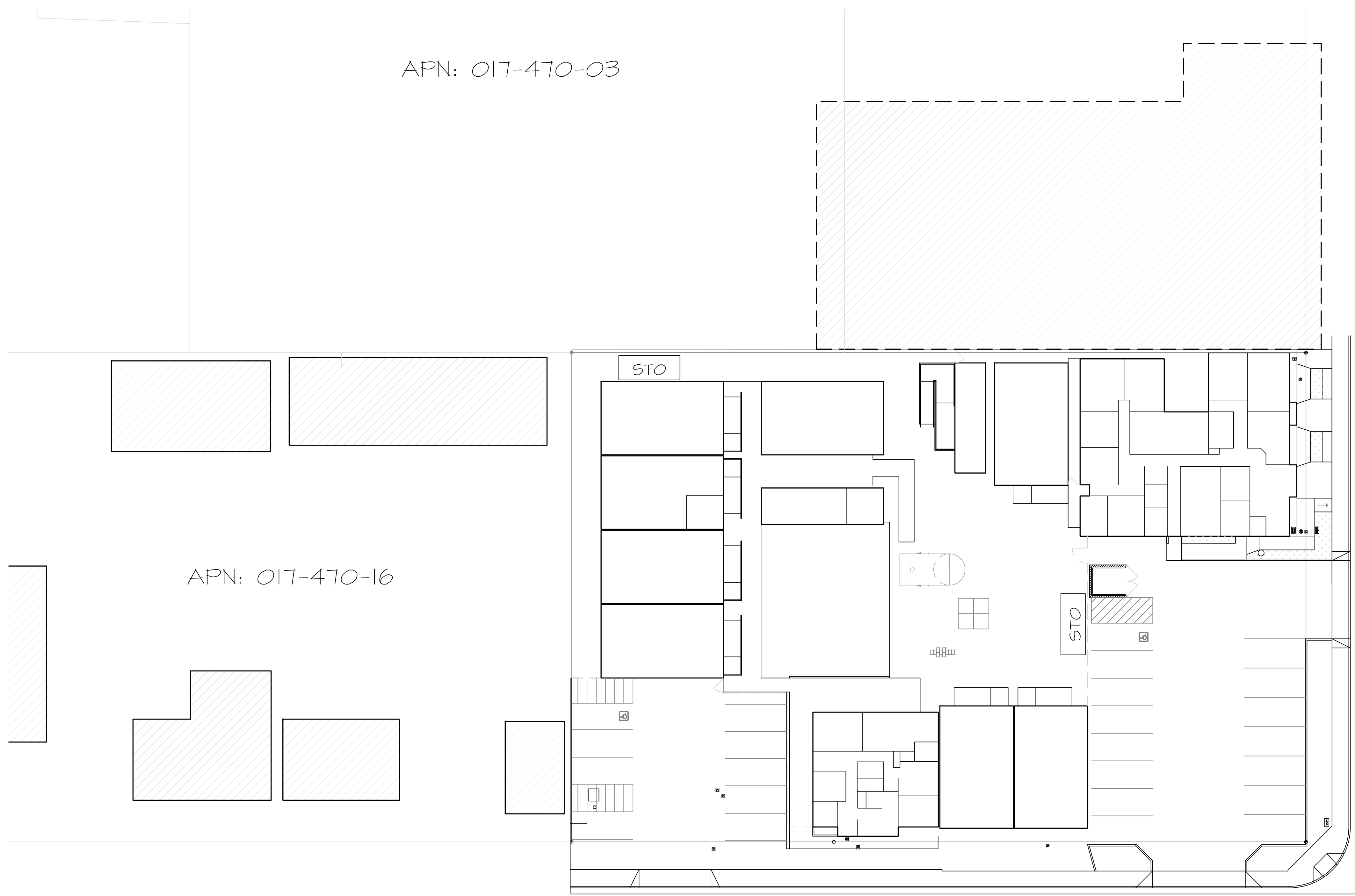


APN: 017-470-03

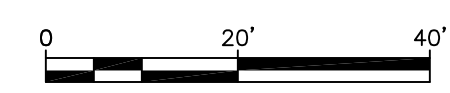
APN: 017-470-16



WILLIAMS STREET

EAST 19th STREET

 **VICINITY PLAN**



**DRAWING INDEX**

SHEET NO.	DRAWING TITLE
A-100	VICINITY PLAN / NOTES
A-101	PROPOSED FENCING PLAN
A-102	ENTRY / RAMP PLAN
A-200	ELEVATIONS
A-201	ELEVATIONS
A-300	DETAILS
A-301	DETAILS
A-302	DETAILS
A-303	DETAILS, SPECS.
A-400	GATE OPERATION SPEC.
C-100	SITE DEMO PLAN
C-101	SITE UTILITIES PLAN

PROJECT NAME:  
ELP FENCING PROJECT


ADDRESS:  
714 WILLIAMS STREET

APN:  
017-470-23

DESCRIPTION:  
REPLACEMENT OF EXISTING CHAINLINK FENCING AT SIDE YARDS WITH 6' TALL STEEL FENCING.  
NEW 6' STEEL FENCING AT PROPERTY FRONTAGE.



APPROVAL STAMP



**BAKERSFIELD CITY SCHOOL DISTRICT**

EDUCATION CENTER  
1300 BAKER STREET  
BAKERSFIELD, CA 93305  
Ph: 661.631.4600  
Fax: 661.326.1485

DEPARTMENT:  
**MAINTENANCE,  
OPERATIONS &  
FACILITIES**

1801 PELIZ DRIVE  
BAKERSFIELD, CA 93307  
PHONE: (661) 661-8805  
FAX: (661) 661-9126

PROJECT:  
**GATE AND  
FENCING  
REPLACEMENT**

DRAWINGS FOR:  
**ELP / FACE**

714 WILLIAMS STREET  
BAKERSFIELD, CA 93305

CONSULTANT:

REV. NO.:	TITLE:
1	

SHEET TITLE:  
**VICINITY  
PLAN**


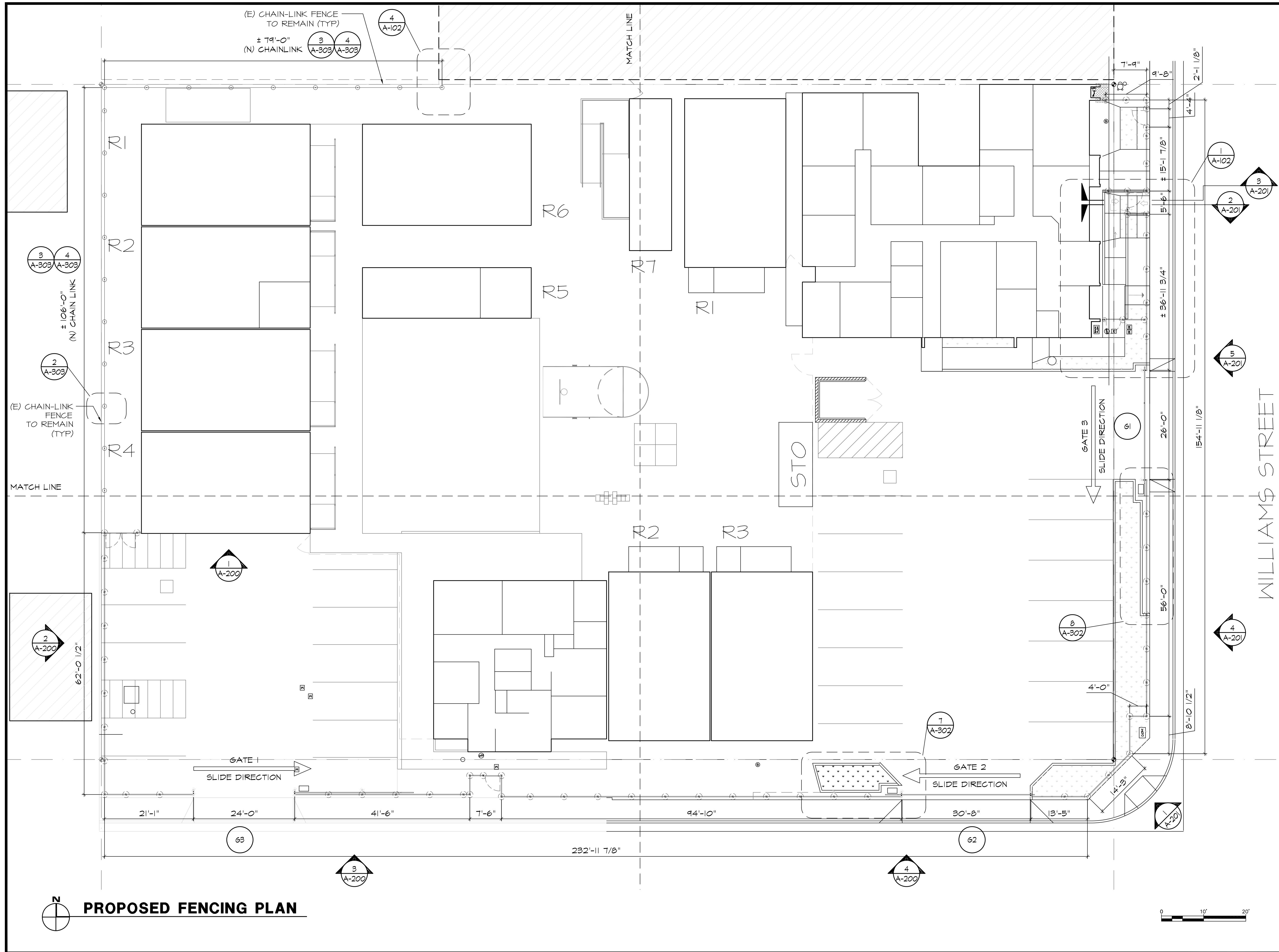
PROJECT NO.:

**24224.00-69-MD**

SHEET NO.:

**A-100**

RELEASE:  
DATE: 4/24/24



**BAKERSFIELD CITY SCHOOL DISTRICT**

EDUCATION CENTER  
1300 BAKER STREET  
BAKERSFIELD, CA 93305  
PH: 661.831.4600  
FAX: 661.325.1485

DEPARTMENT:  
**MAINTENANCE,  
OPERATIONS &  
FACILITIES**  
1801 PELIZ DRIVE  
BAKERSFIELD, CA 93307  
PHONE: (661) 681-3805  
FAX: (661) 684-4926

PROJECT:  
**GATE AND  
FENCING  
REPLACEMENT**

DRAWINGS FOR:  
**ELP / FACE**  
714 WILLIAMS STREET  
BAKERSFIELD, CA 93305

CONSULTANT:

REV. NO.:	TITLE:
1	

SHEET TITLE:  
**PROPOSED  
FENCING  
PLAN**

PROJECT NO.:

**24224.00-69-MD**

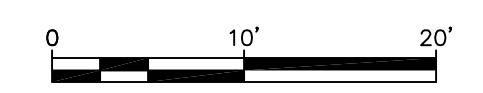
SHEET NO.:

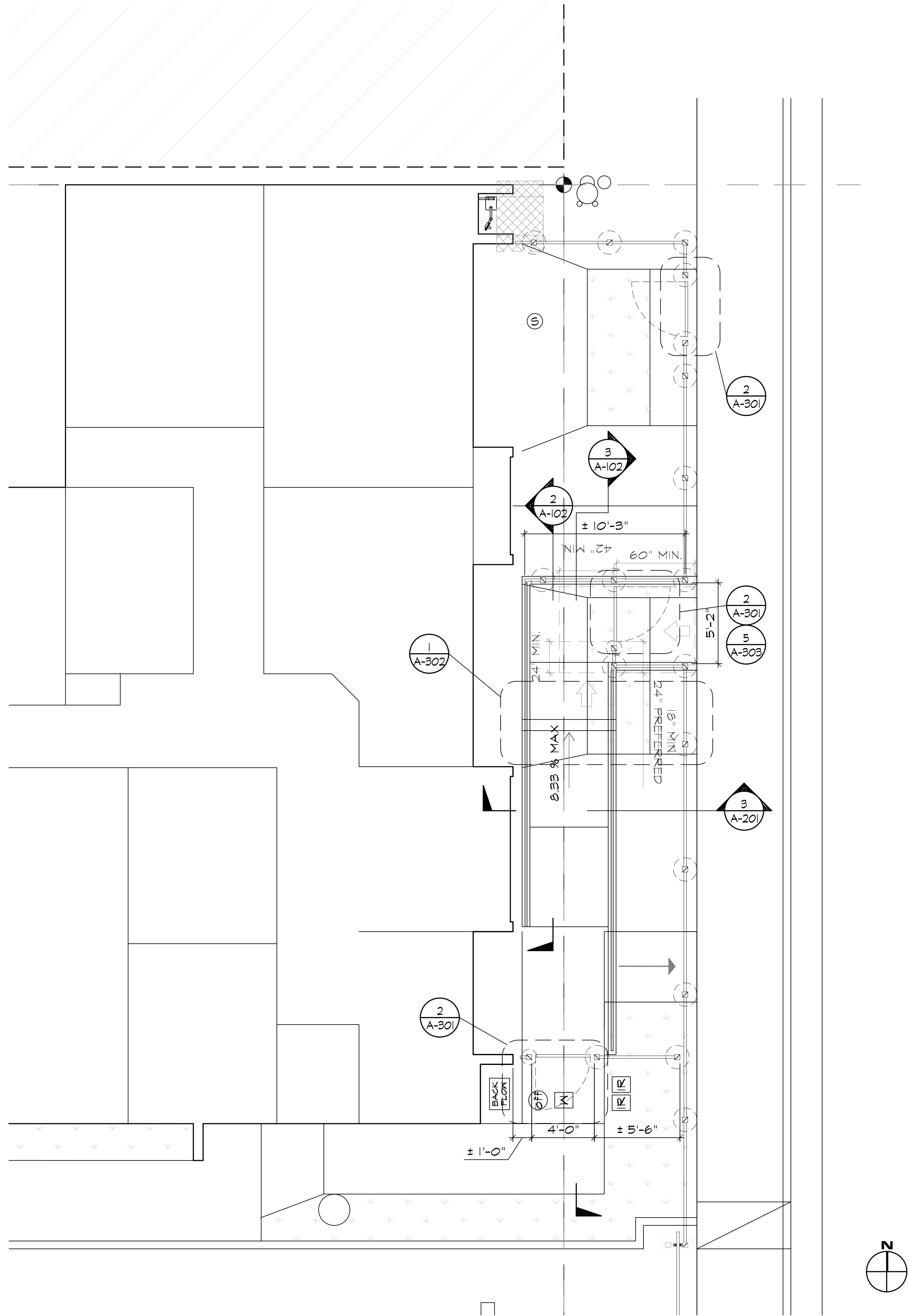
**A-101**

RELEASE:

DATE: 4/24/24

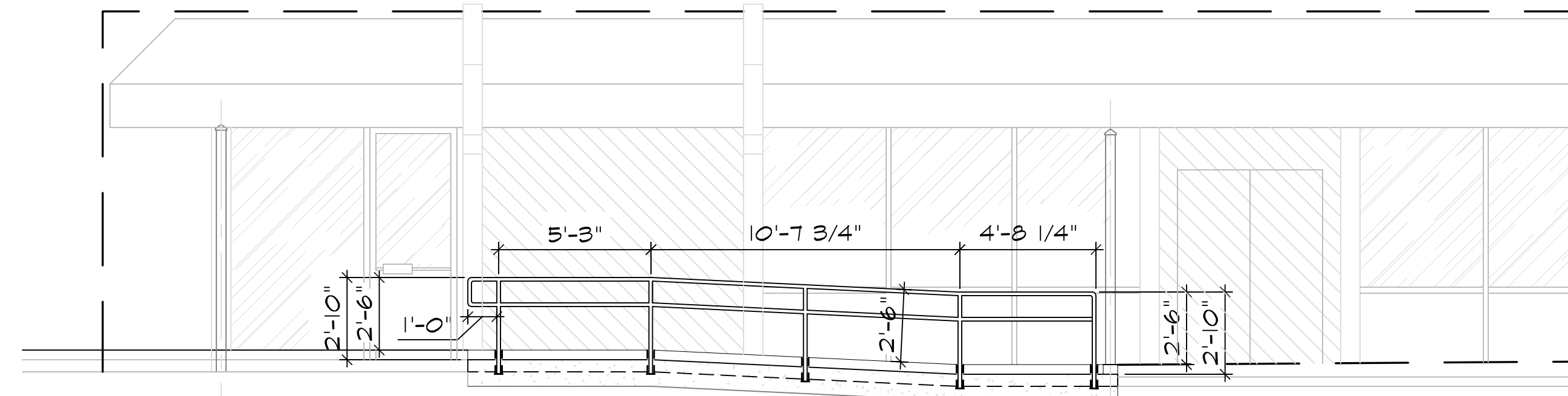
**PROPOSED FENCING PLAN**





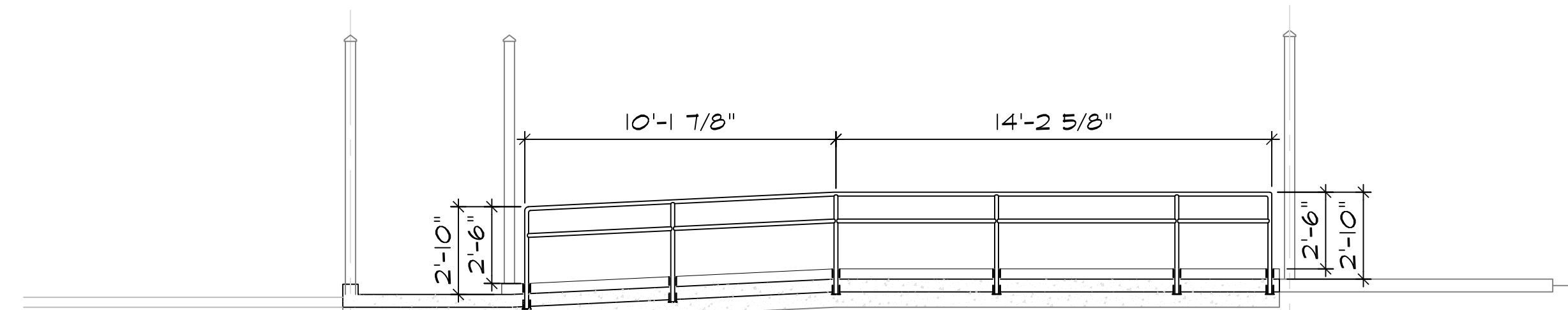
**1 ENLARGED RAMP PLAN**

SCALE: 1/4"=1'-0" (IN FEET)  
0 2' 4' 8'



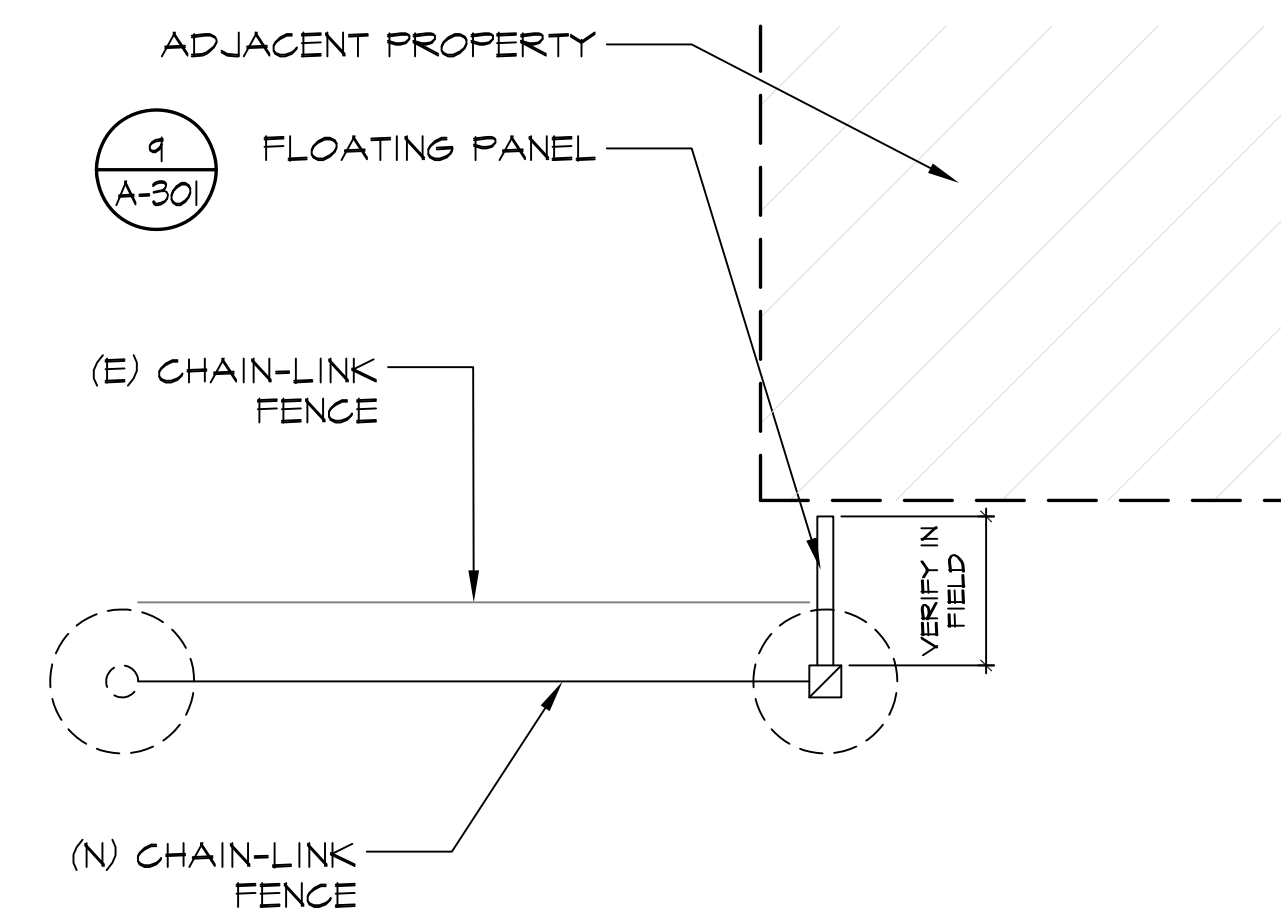
**2 RAILING ELEVATION**

SCALE: 1/4"=1'-0" (IN FEET)  
0 2' 4' 8'



**3 RAILING ELEVATION**


SCALE: 1/4"=1'-0" (IN FEET)  
0 2' 4' 8'



**4 ENLARGED PLAN**

SCALE: 1/2"=1'-0" (IN FEET)  
0 1' 2' 4'

APPROVAL STAMP



**BAKERSFIELD CITY SCHOOL DISTRICT**

EDUCATION CENTER  
1300 BAKER STREET  
BAKERSFIELD, CA 93305  
Ph: 661.831.4600  
Fax: 661.326.1485

DEPARTMENT:  
**MAINTENANCE,  
OPERATIONS &  
FACILITIES**

1801 FELIX DRIVE  
BAKERSFIELD, CA 93307  
PHONE: (661) 861-8888  
FAX: (661) 864-9926

PROJECT:  
**GATE AND  
FENCING  
REPLACEMENT**

DRAWINGS FOR:  
**ELP / FACE**  
714 WILLIAMS STREET  
BAKERSFIELD, CA 93305

CONSULTANT:

REV. NO.:

TITLE:

1

SHEET TITLE:

**ENTRY  
RAMP  
PLAN**

PROJECT NO.:

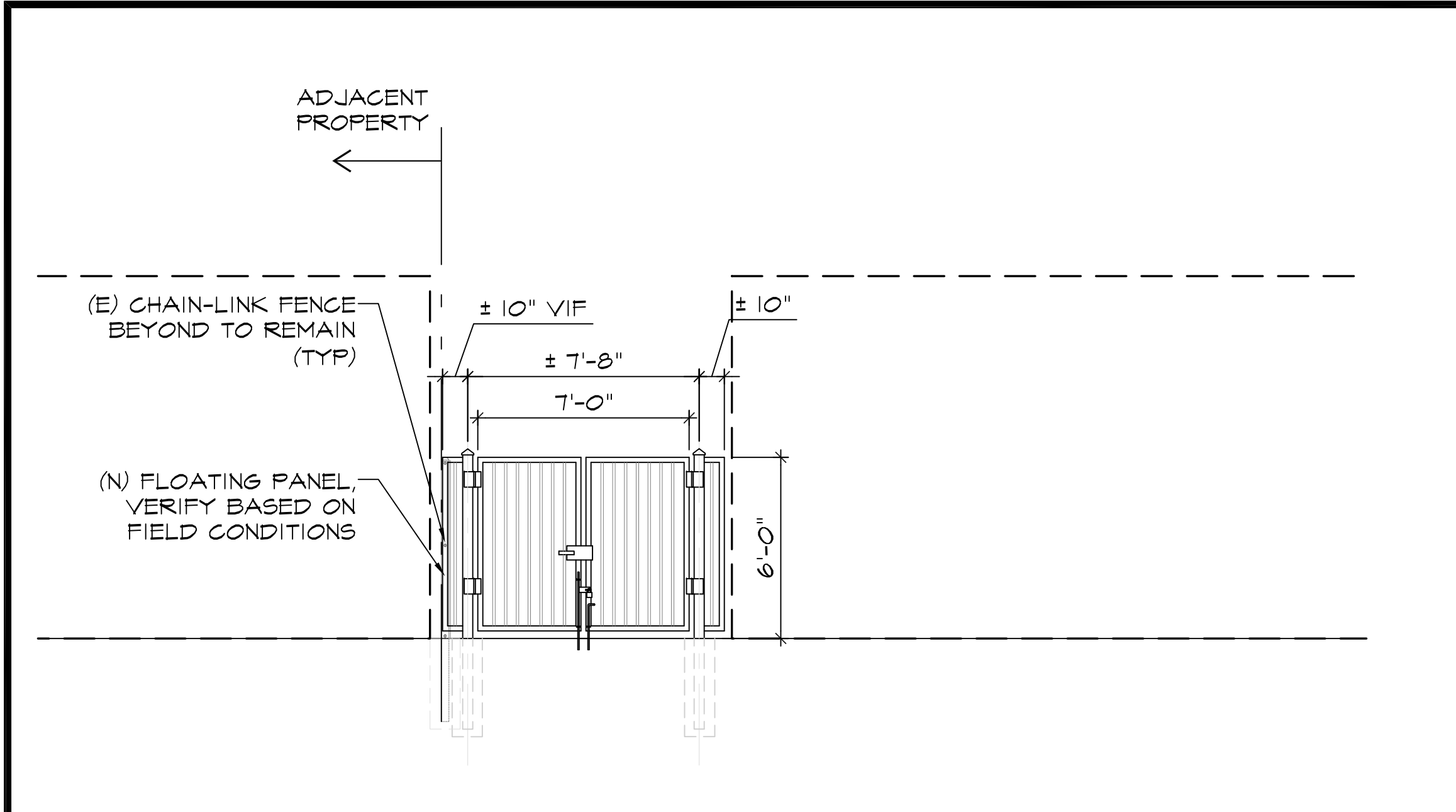
24224.00-69-MD

SHEET NO.:

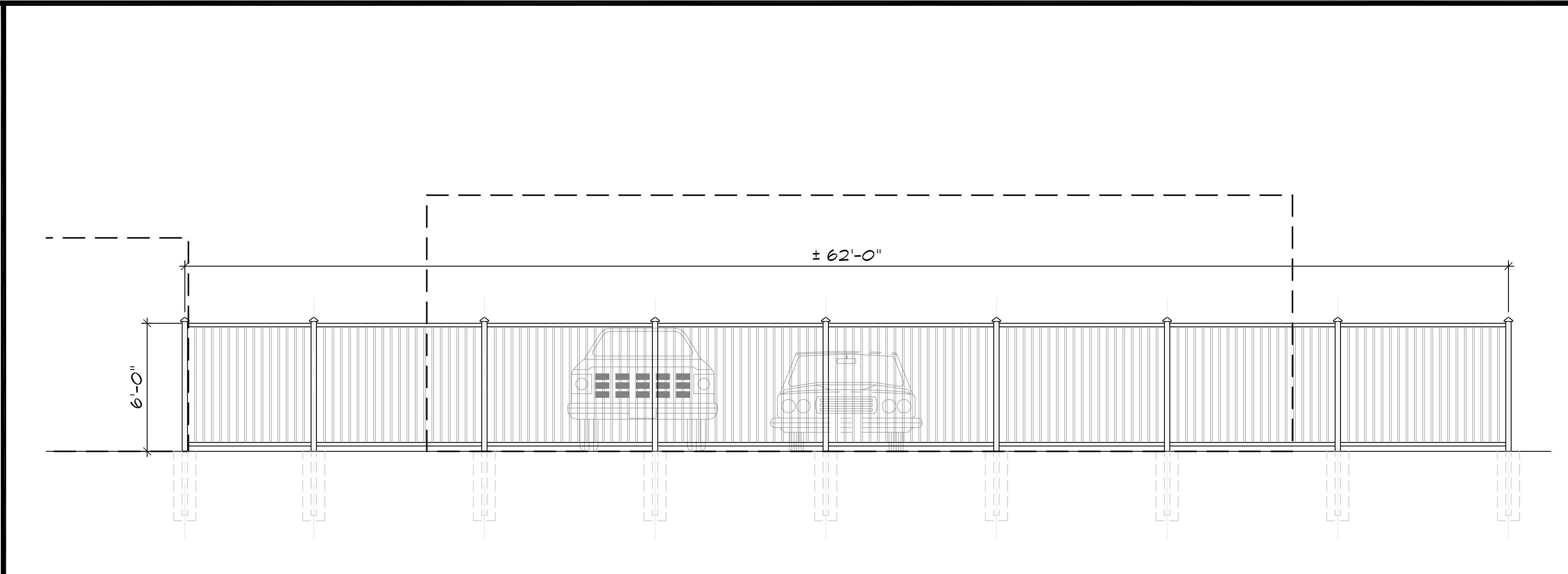
**A-102**

RELEASE:

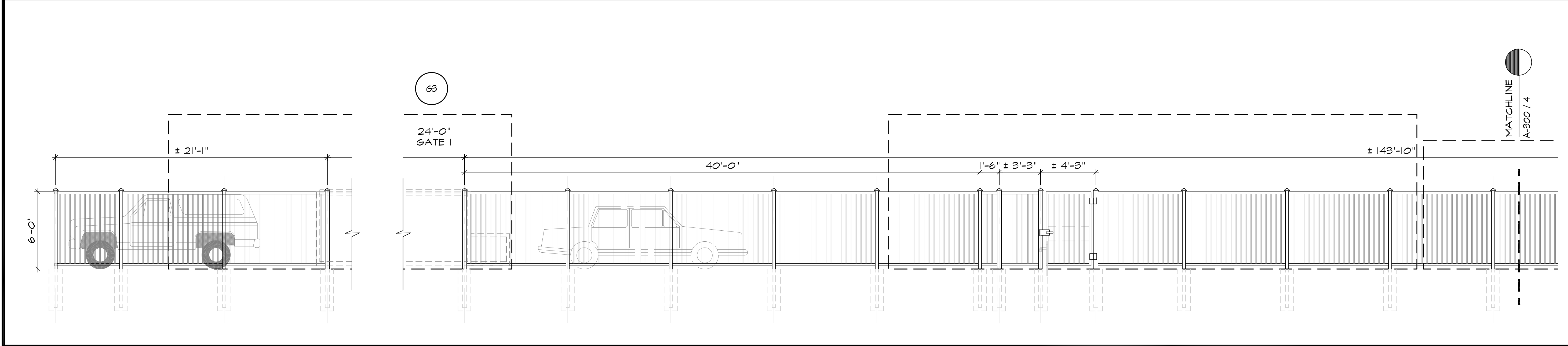
DATE: 4/24/24



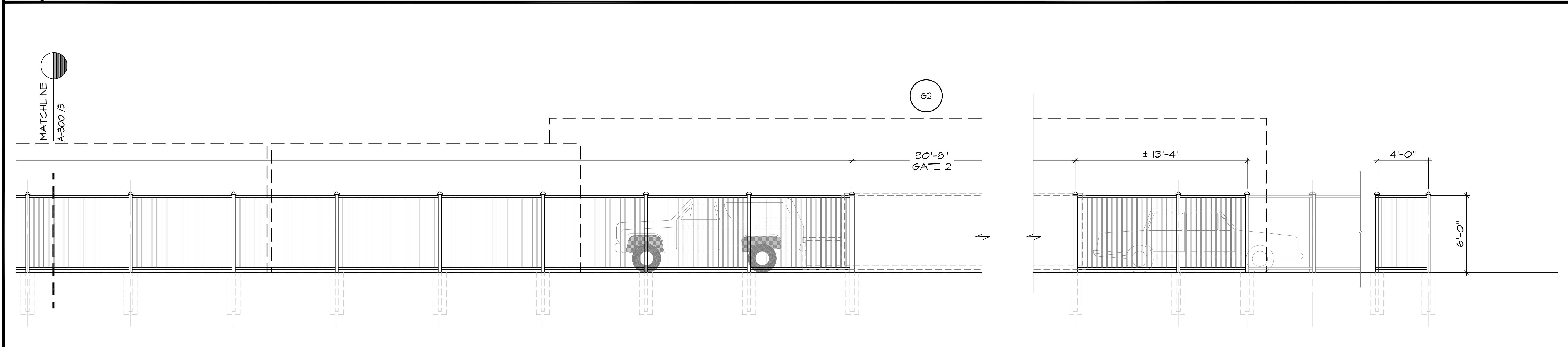
**1 FENCE ELEVATIONS** SCALE: 1/4"=1'-0" (IN FEET)



**2 FENCE ELEVATIONS** SCALE: 1/4"=1'-0" (IN FEET)



**3 FENCE ELEVATIONS** SCALE: 1/4"=1'-0" (IN FEET)



**4 FENCE ELEVATIONS** SCALE: 1/4"=1'-0" (IN FEET)

APPROVAL STAMP

**BAKERSFIELD CITY SCHOOL DISTRICT**  
 EDUCATION CENTER  
 1300 BAKER STREET  
 BAKERSFIELD, CA 93305  
 PH: 661.831.4600  
 FAX: 661.326.1485

DEPARTMENT:  
**MAINTENANCE,  
 OPERATIONS &  
 FACILITIES**  
 1801 FELIZ DRIVE  
 BAKERSFIELD, CA 93307  
 PHONE: (661) 861-8805  
 FAX: (661) 864-9926

PROJECT:  
**GATE AND  
 FENCING  
 REPLACEMENT**

DRAWINGS FOR:  
**ELP / FACE**  
 714 WILLIAMS STREET  
 BAKERSFIELD, CA 93305

CONSULTANT:

REV. NO.:	TITLE:
1	

SHEET TITLE:  
**ELEVATIONS**

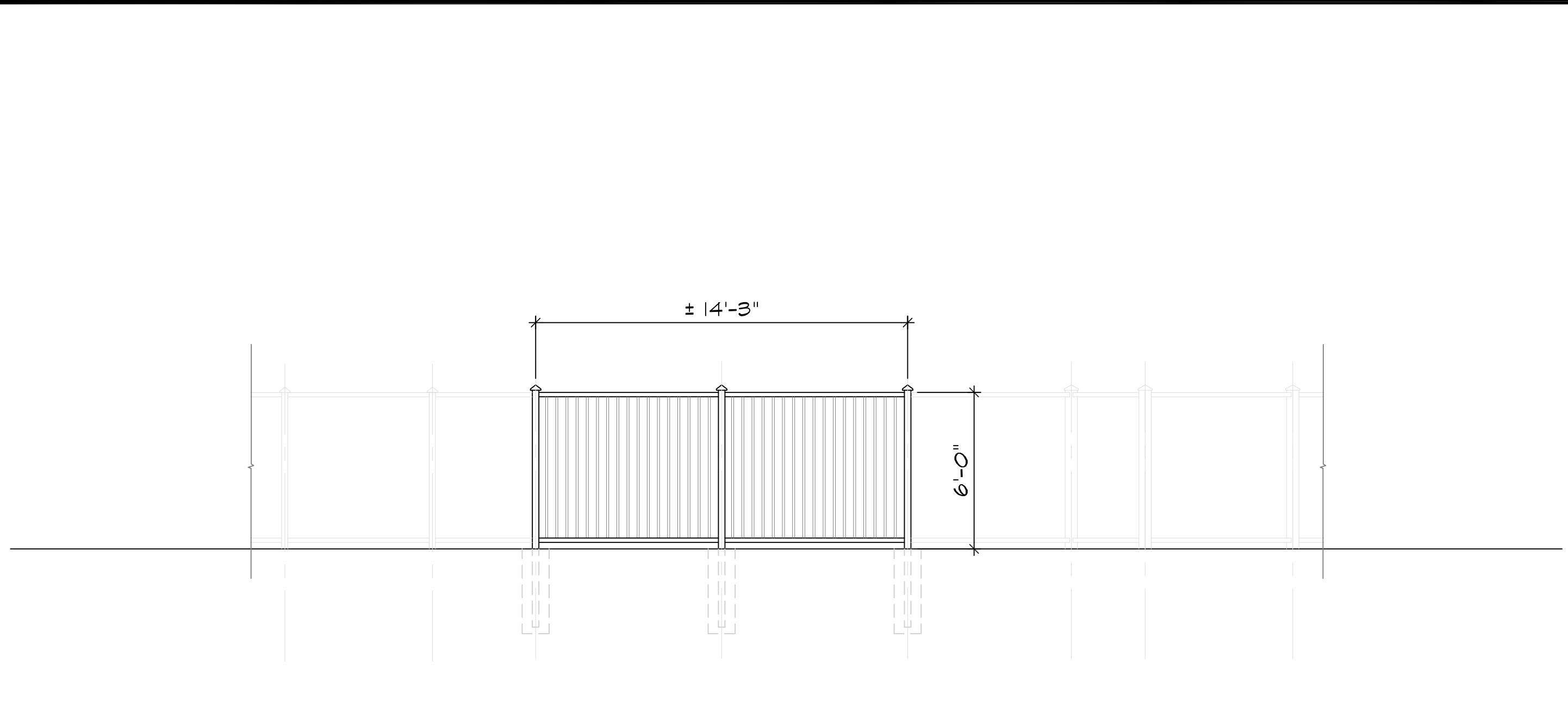
PROJECT NO.:

24224.00-69-MD

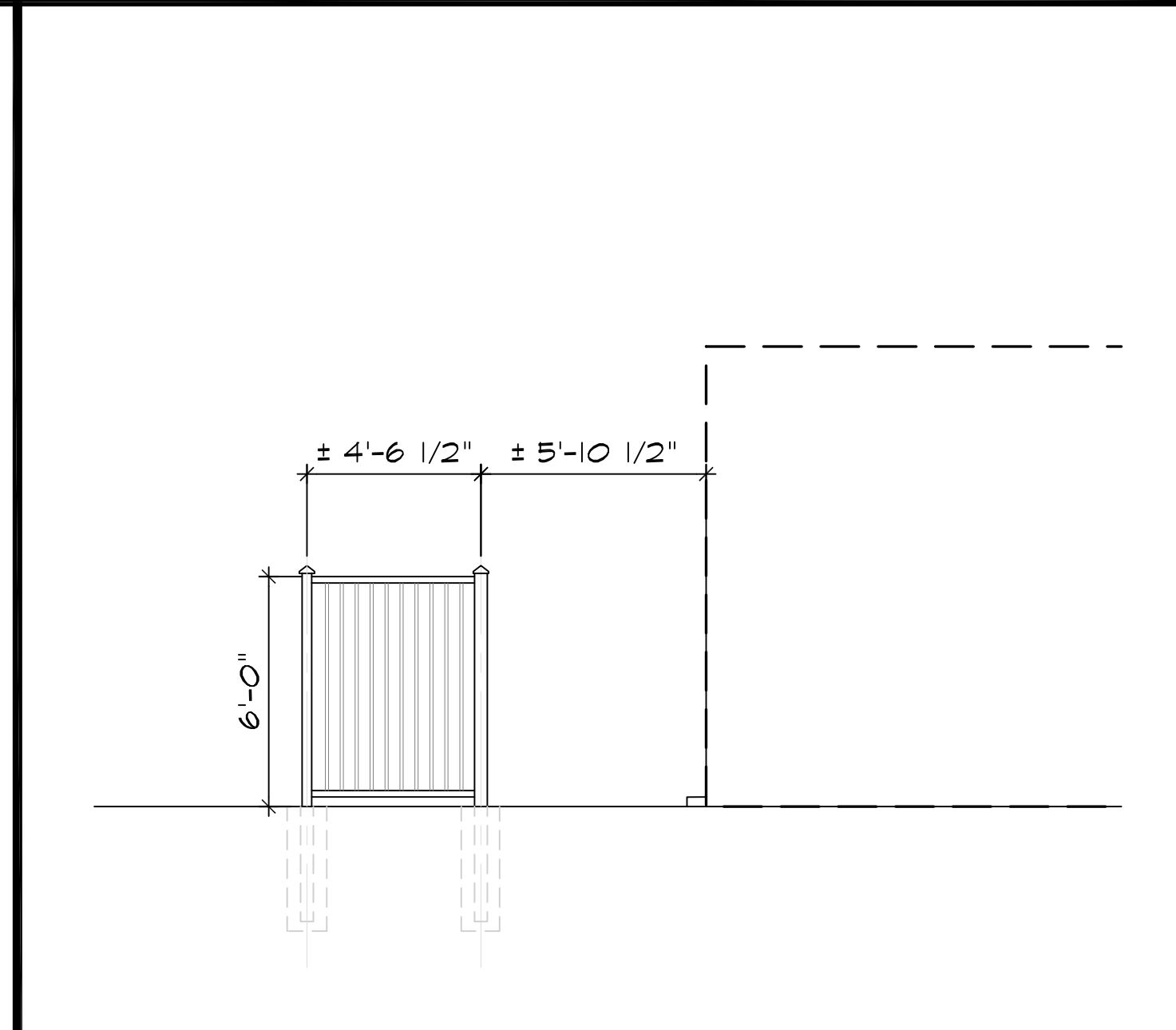
SHEET NO.:

A-200

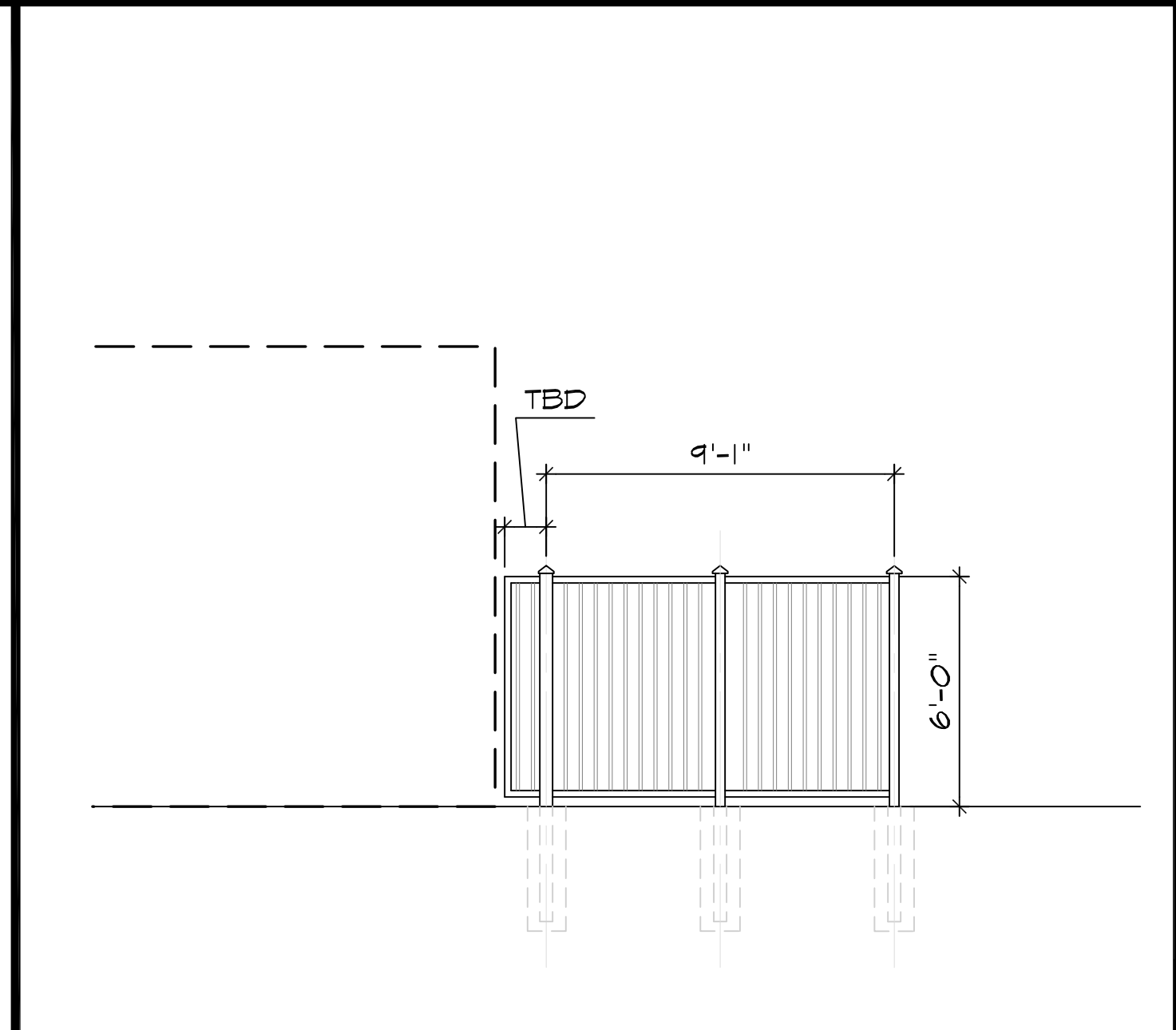
RELEASE:  
 DATE: 4/24/24



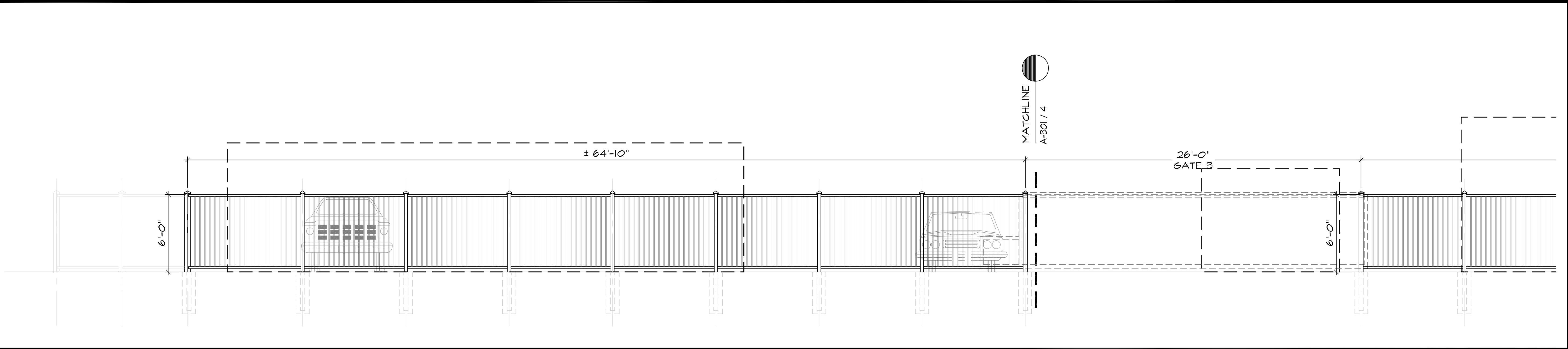
**1 FENCE ELEVATIONS** SCALE: 1/4"=1'-0" (IN FEET)



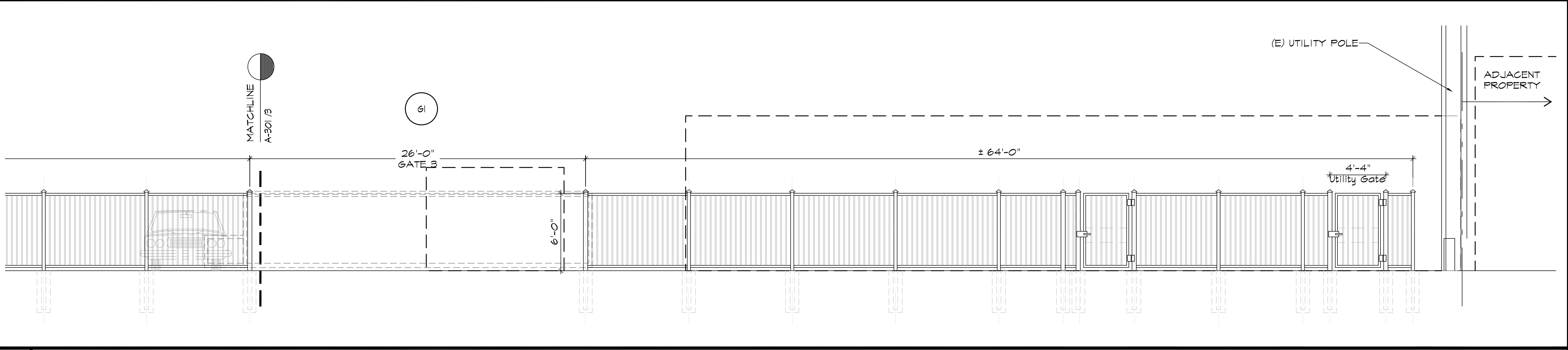
**2 FENCE ELEV.** SCALE: 1/4"=1'-0" (IN FEET)



**3 FENCE ELEV.** SCALE: 1/4"=1'-0" (IN FEET)




**4 FENCE ELEVATIONS** SCALE: 1/4"=1'-0" (IN FEET)



**5 FENCE ELEVATIONS** SCALE: 1/4"=1'-0" (IN FEET)

APPROVAL STAMP



**BAKERSFIELD CITY SCHOOL DISTRICT**

EDUCATION CENTER  
1300 BAKER STREET  
BAKERSFIELD, CA 93305  
Ph: 805.831.4600  
Fax: 805.326.1485

DEPARTMENT:  
**MAINTENANCE,  
OPERATIONS &  
FACILITIES**  
1801 FELIX DRIVE  
BAKERSFIELD, CA 93307  
PHONE: (805) 881-8805  
FAX: (805) 884-9926

PROJECT:  
**GATE AND  
FENCING  
REPLACEMENT**

DRAWINGS FOR:  
**ELP / FACE**  
714 WILLIAMS STREET  
BAKERSFIELD, CA 93305

CONSULTANT:

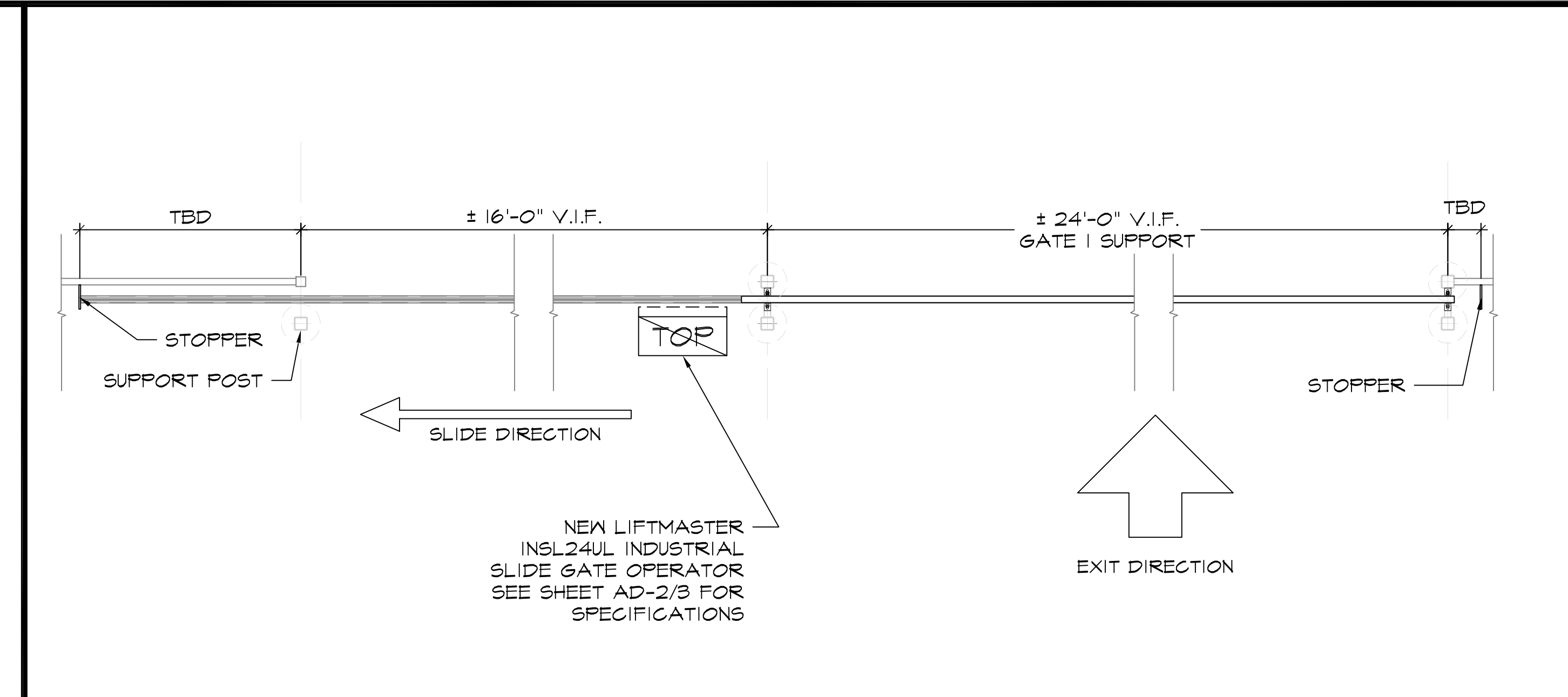
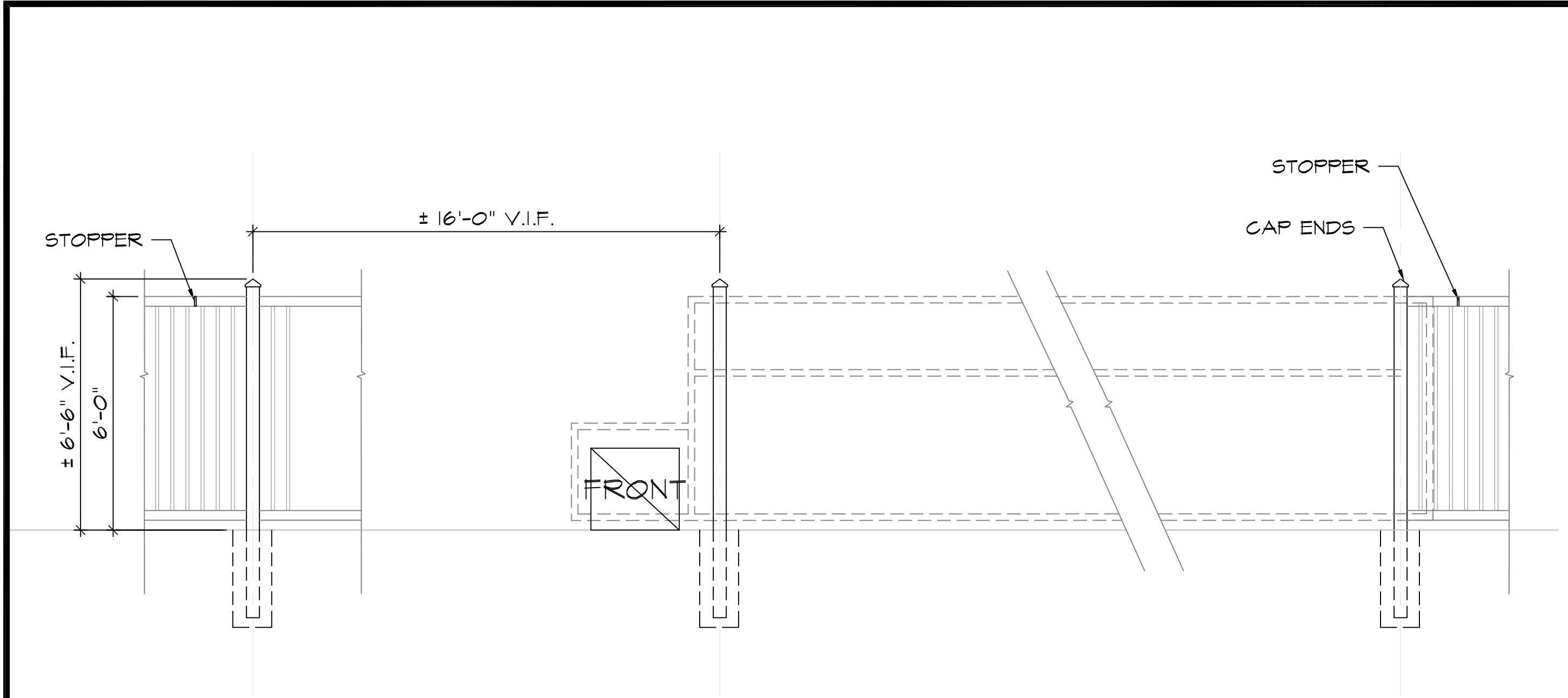
REV. NO.:	TITLE:
1	

SHEET TITLE:  
**ELEVATIONS**

PROJECT NO.:  
24224.00-69-MD

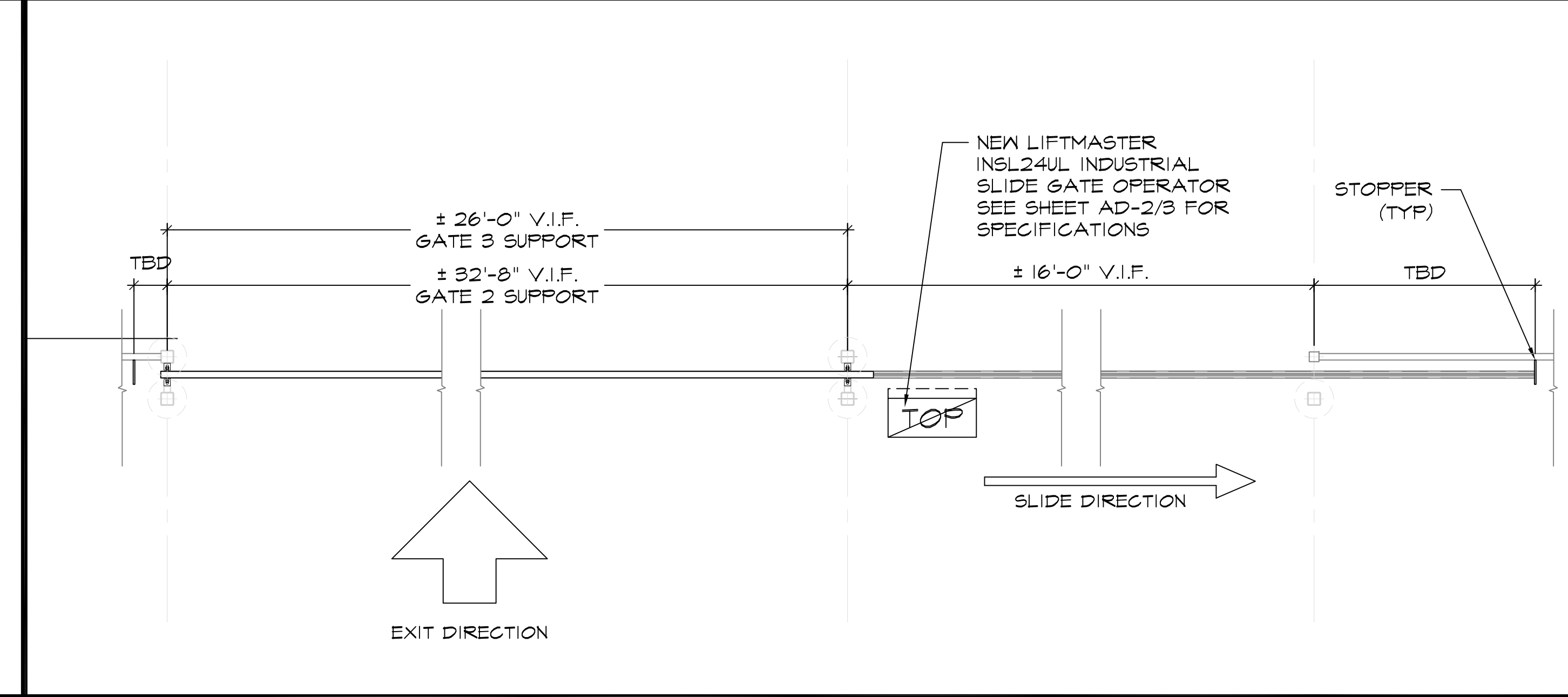
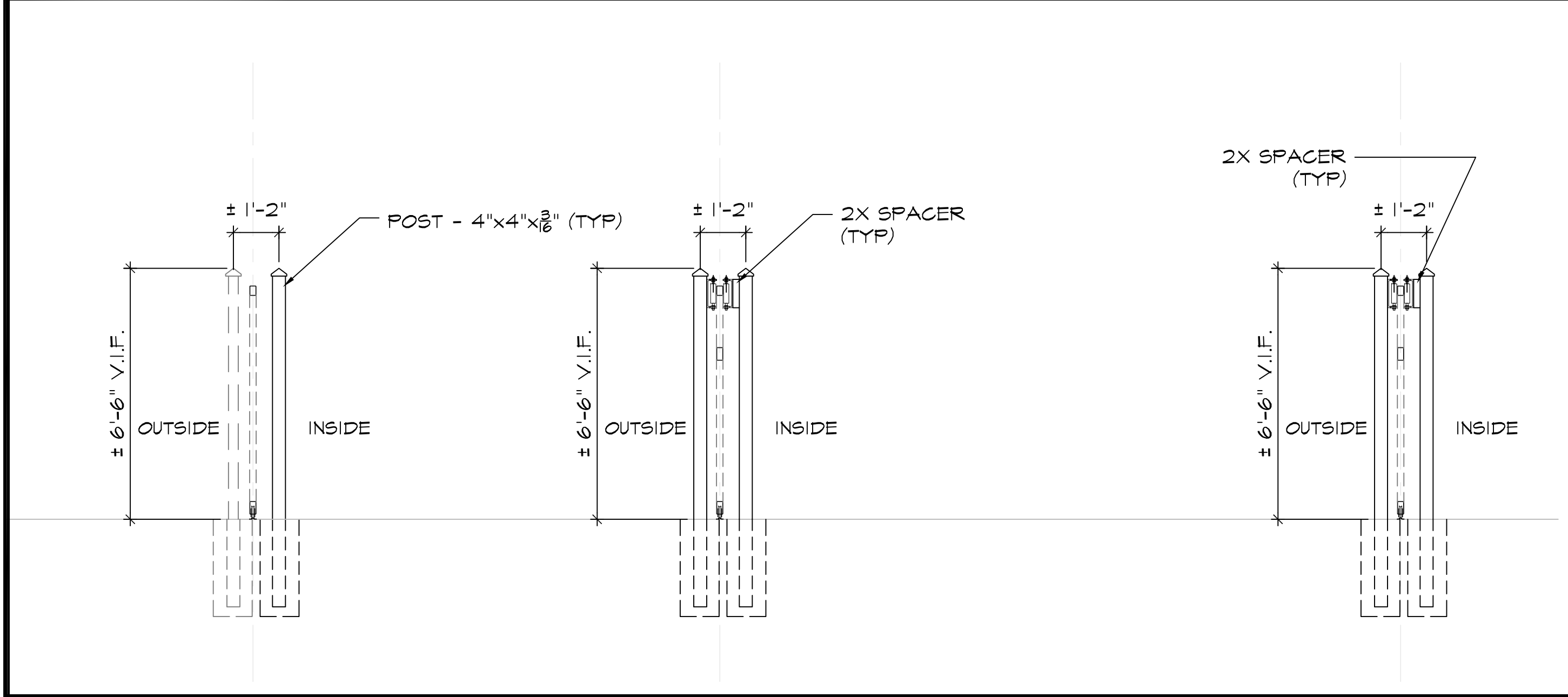
SHEET NO.:  
**A-201**

RELEASE:  
DATE: 4/24/24



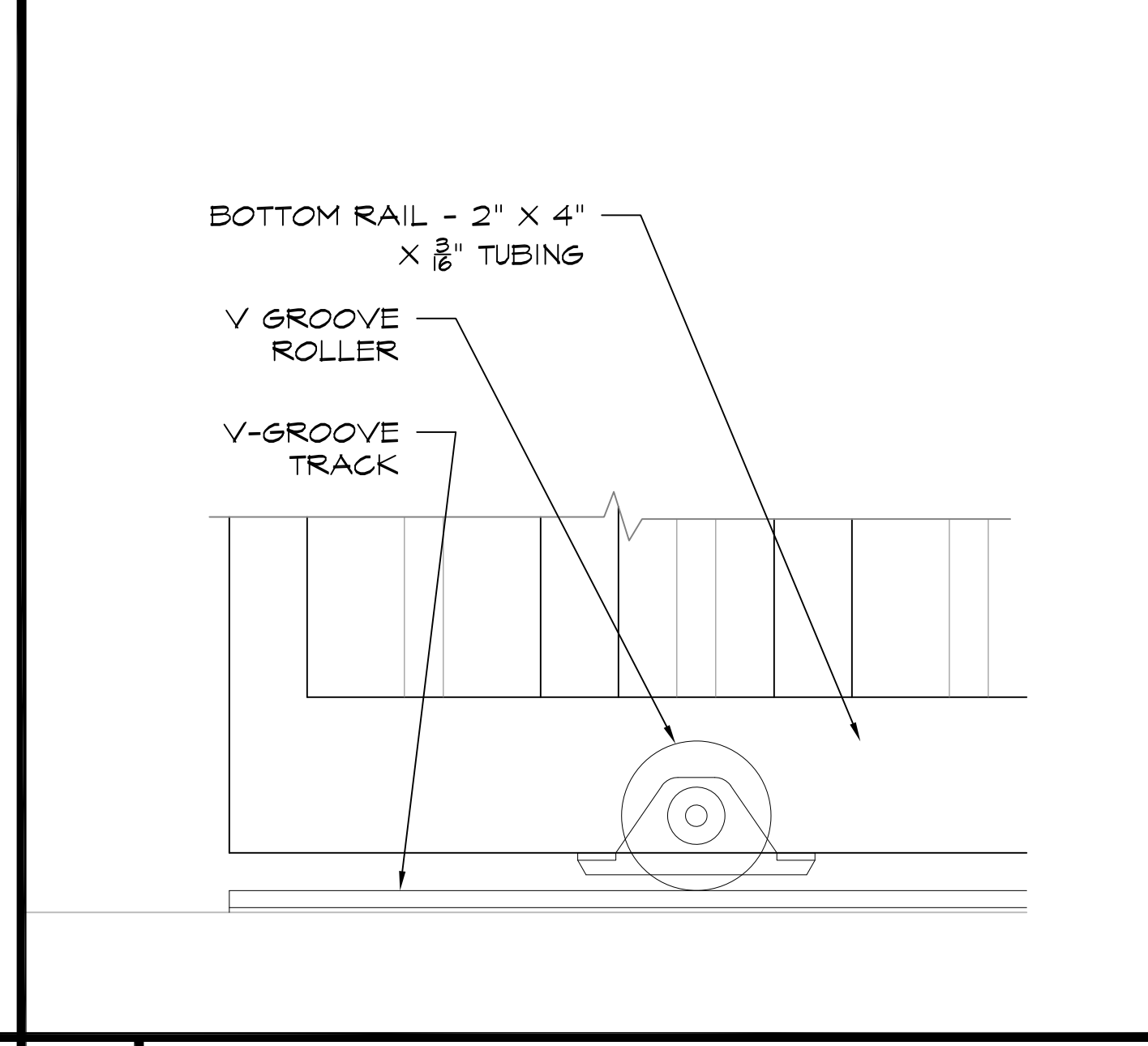
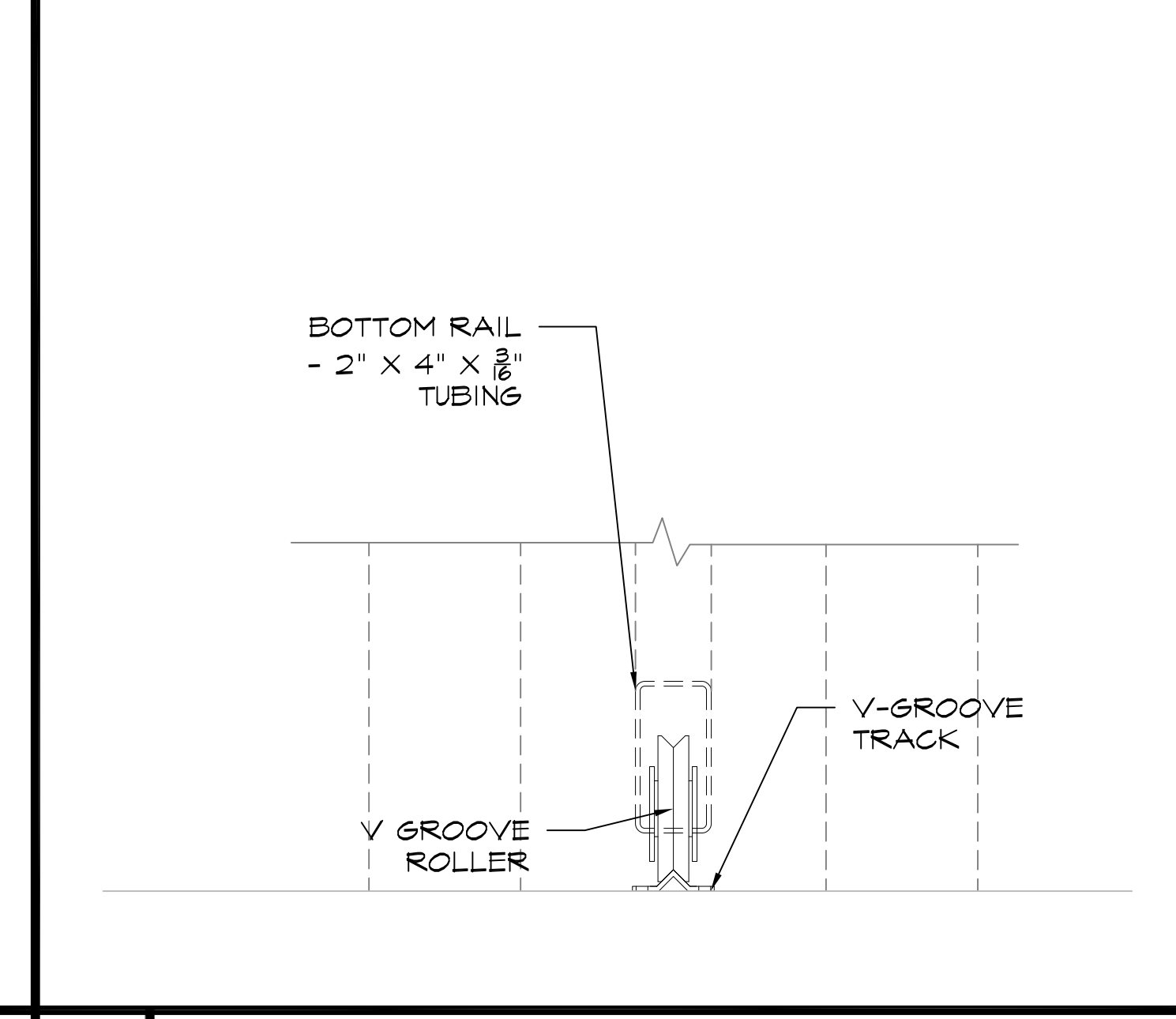
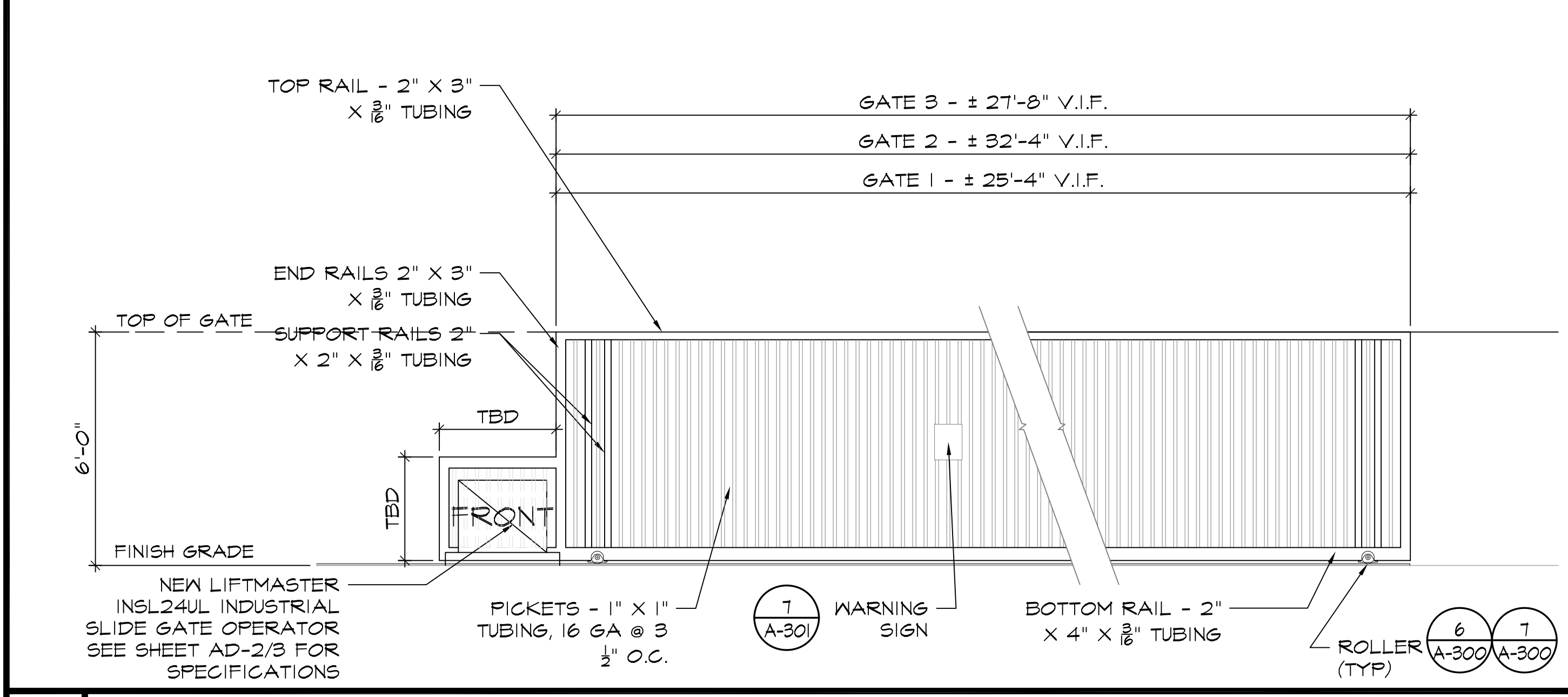
**1 SUPPORT POST ELEVATION** SCALE: 3/8"=1'-0" (FT IN)

**2 GATE TRACK AND POST - LEFT SLIDE** SCALE: 3/8"=1'-0" (FT IN)



**3 SUPPORT POST PROFILE ELEVATIONS** SCALE: 3/8"=1'-0" (FT IN)

**4 GATE TRACK AND POST - RIGHT SLIDE** SCALE: 3/8"=1'-0" (FT IN)




**5 GATE PANEL ELEVATION** SCALE: 3/8"=1'-0" (FT IN)

**6 V-GROOVE WHEEL** SCALE: 3"=1'-0" (IN INCHES)

**7 V-GROOVE WHEEL** SCALE: 3"=1'-0" (IN INCHES)

APPROVAL STAMP



DEPARTMENT:  
MAINTENANCE,  
OPERATIONS &  
FACILITIES  
1801 PELIZ DRIVE  
BAKERSFIELD, CA 93307  
PHONE: (805) 881-8805  
FAX: (805) 881-9155

PROJECT:  
GATE AND  
FENCING  
REPLACEMENT

DRAWINGS FOR:  
ELP / FACE  
714 WILLIAMS STREET  
BAKERSFIELD, CA 93305

CONSULTANT:

REV. NO.:	TITLE:
1	

SHEET TITLE:  
DETAILS

PROJECT NO.:

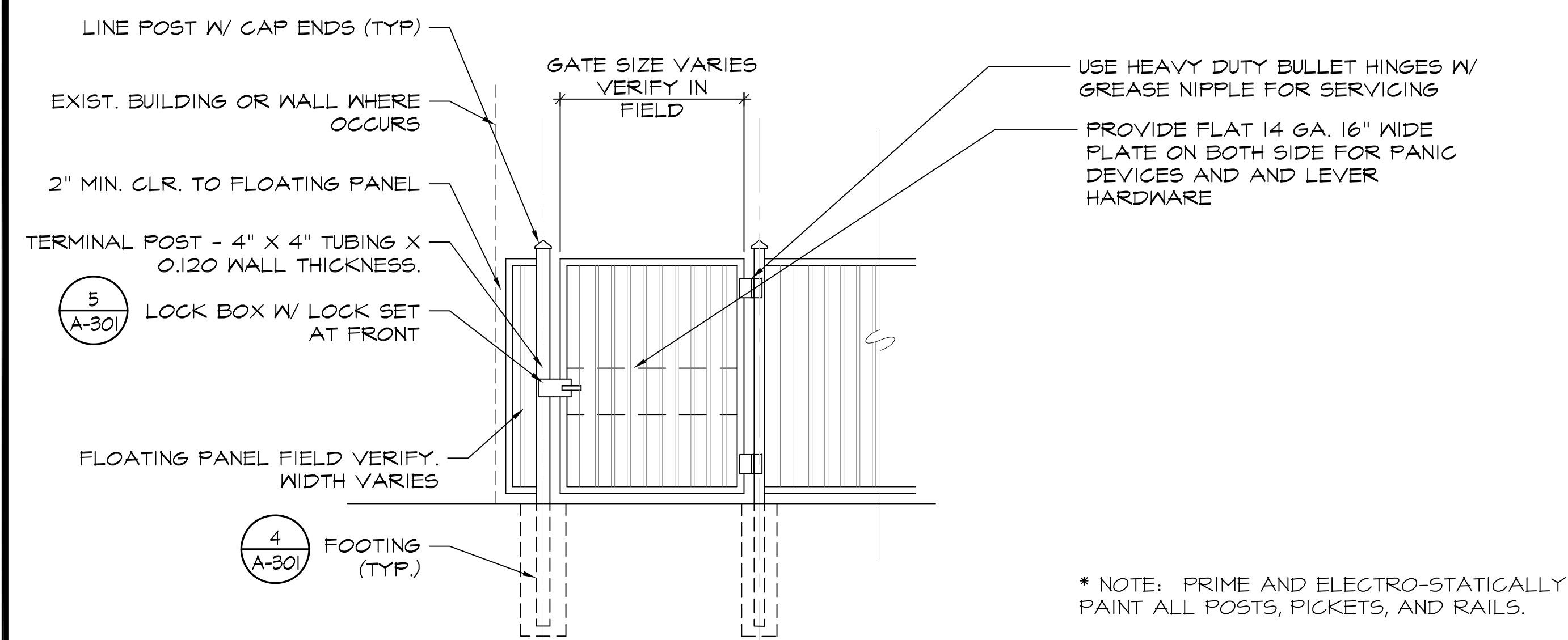
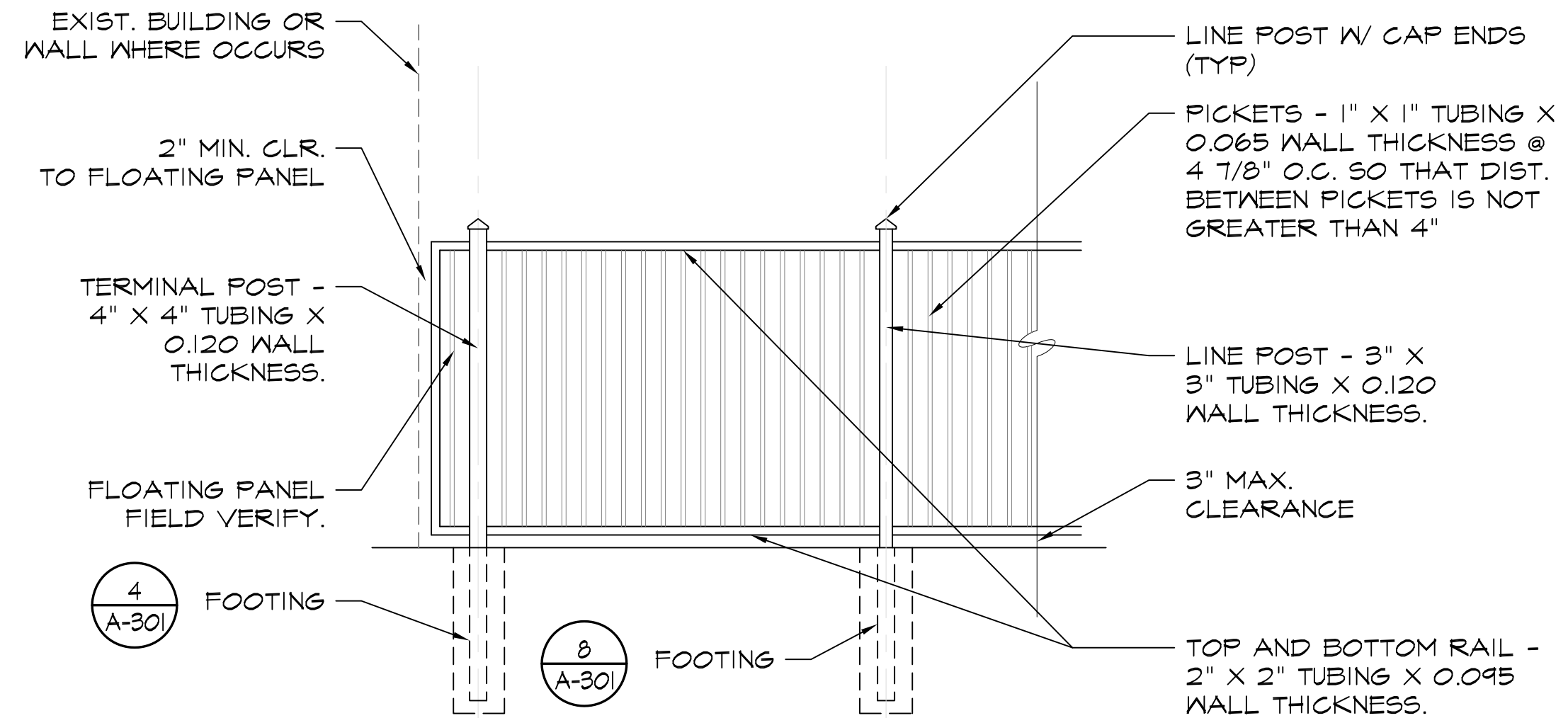
24224.00-69-MD

SHEET NO.:

A-300

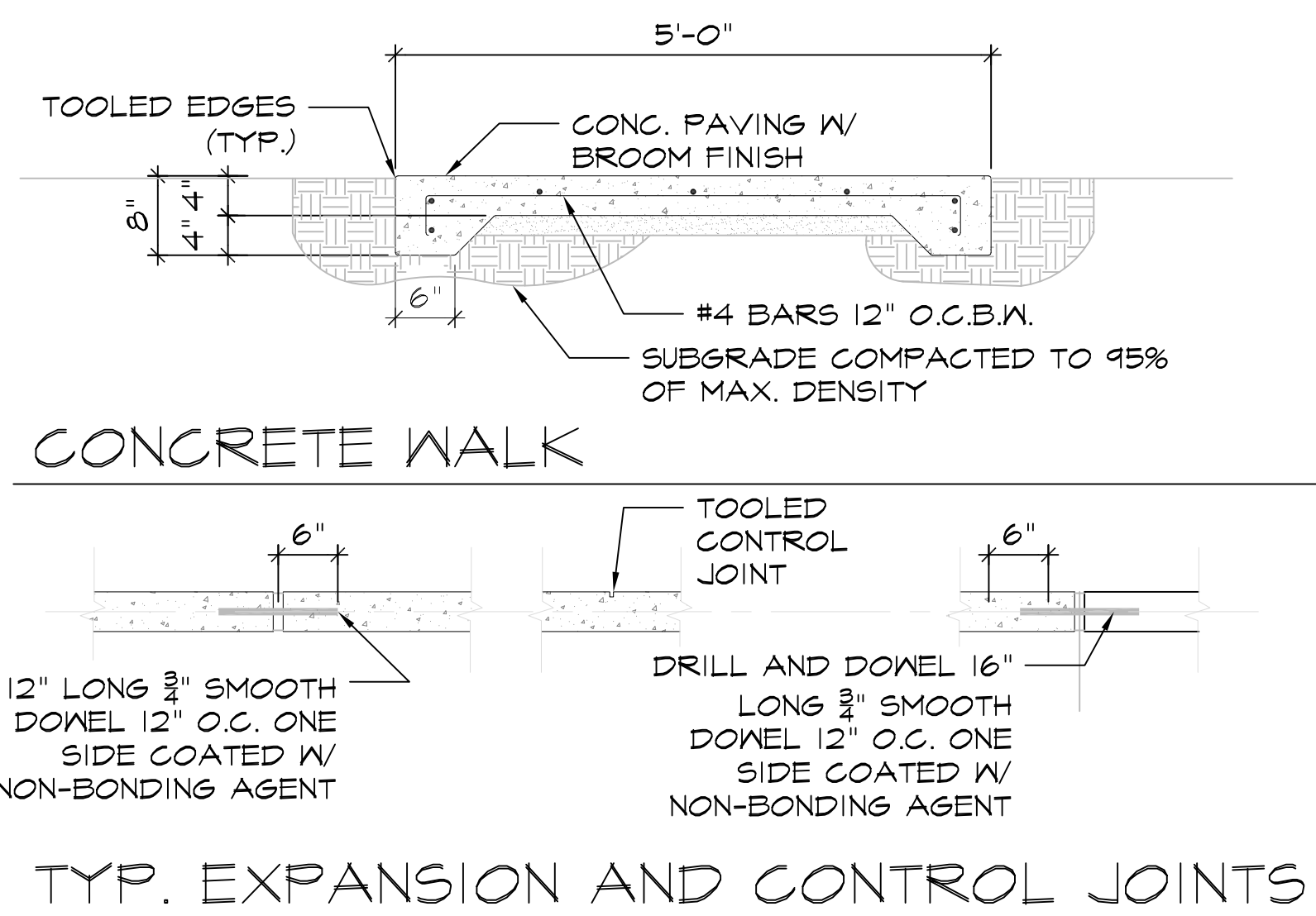
RELEASE:

DATE: 4/24/24

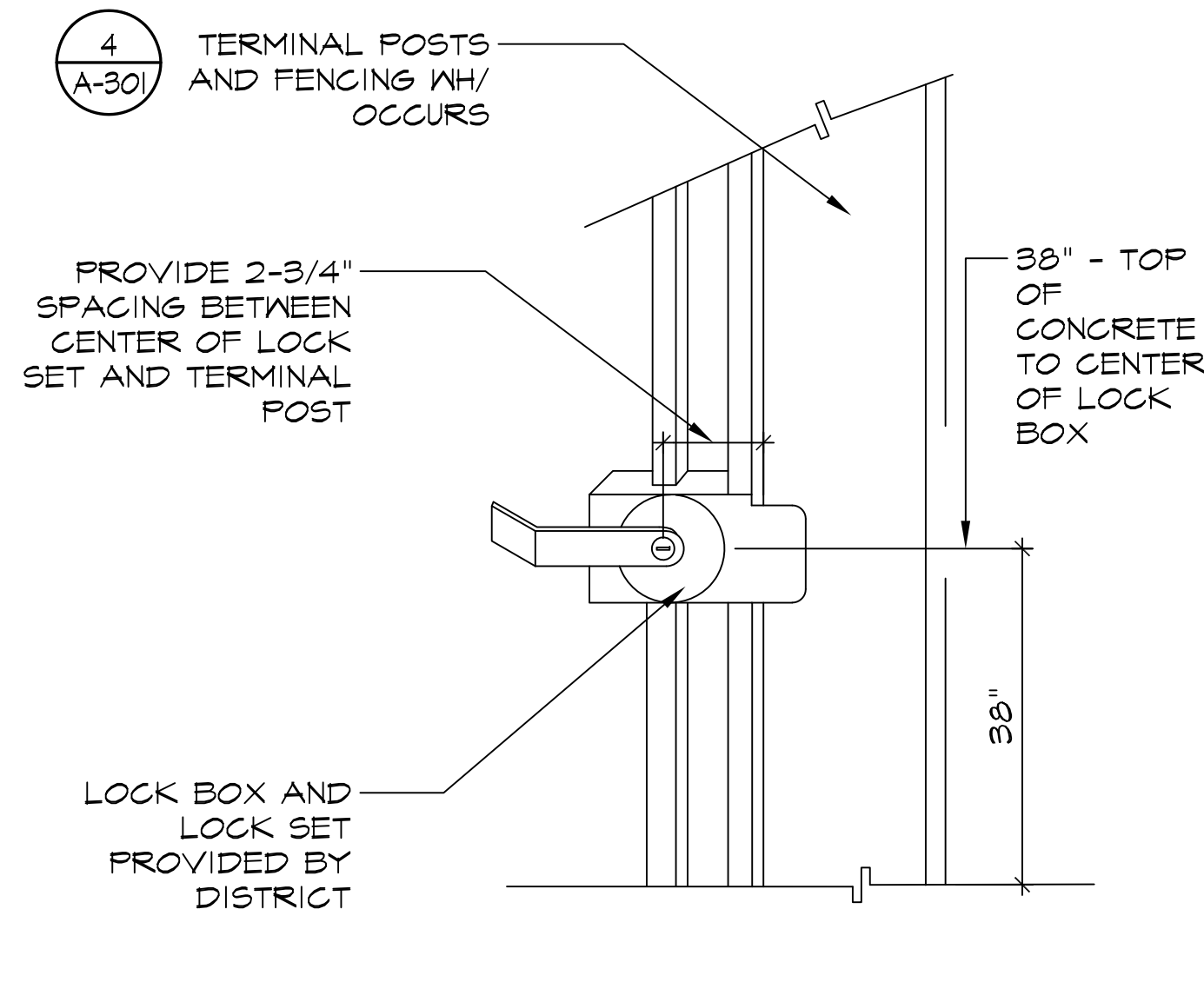
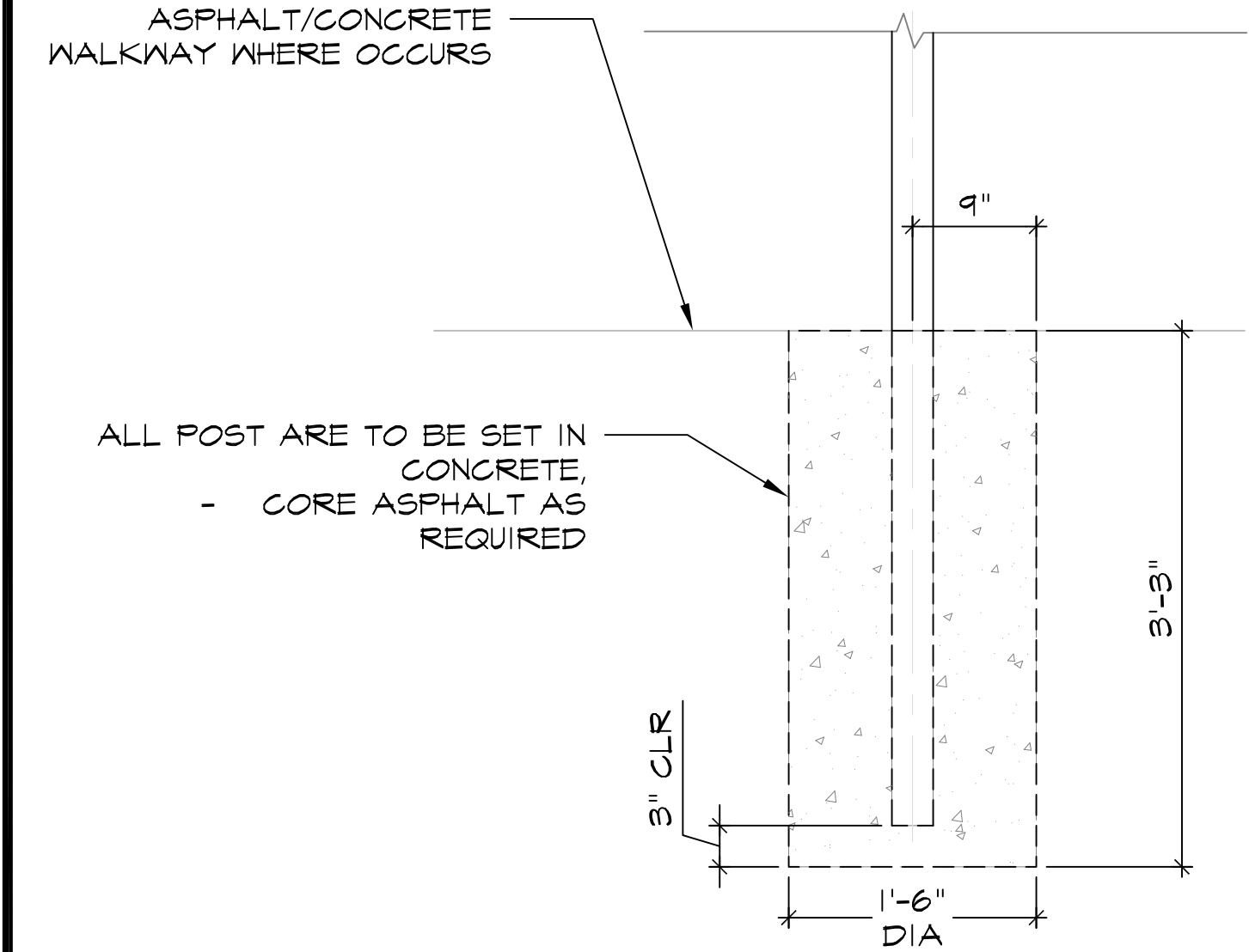


**1 FENCE PANEL W/ FLOATING PANEL X6' HIGH** SCALE: 3/8"=1'-0" (FT IN)

**2 SINGLE WALK GATE** SCALE: 3/8"=1'-0" (FT IN)



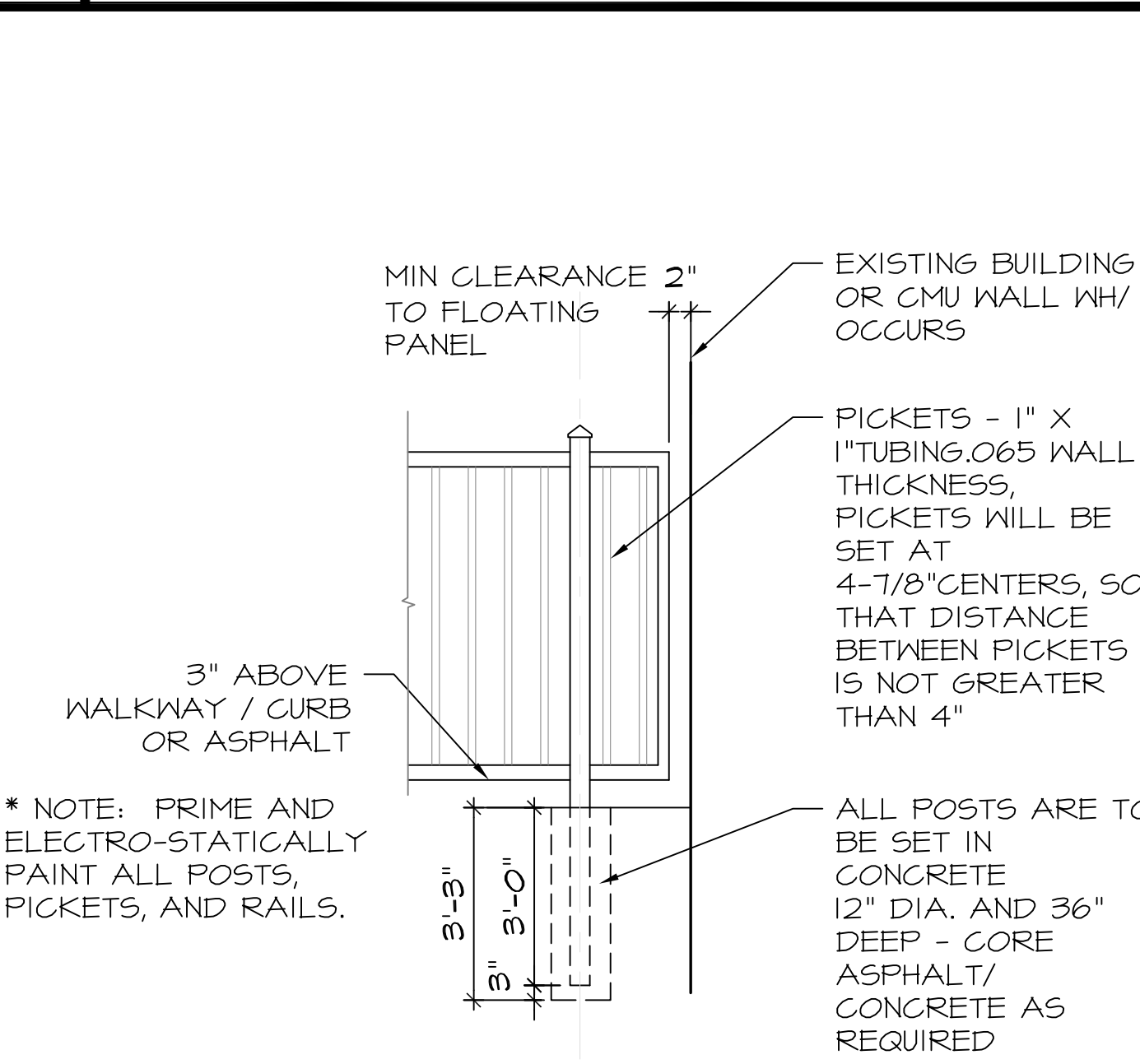
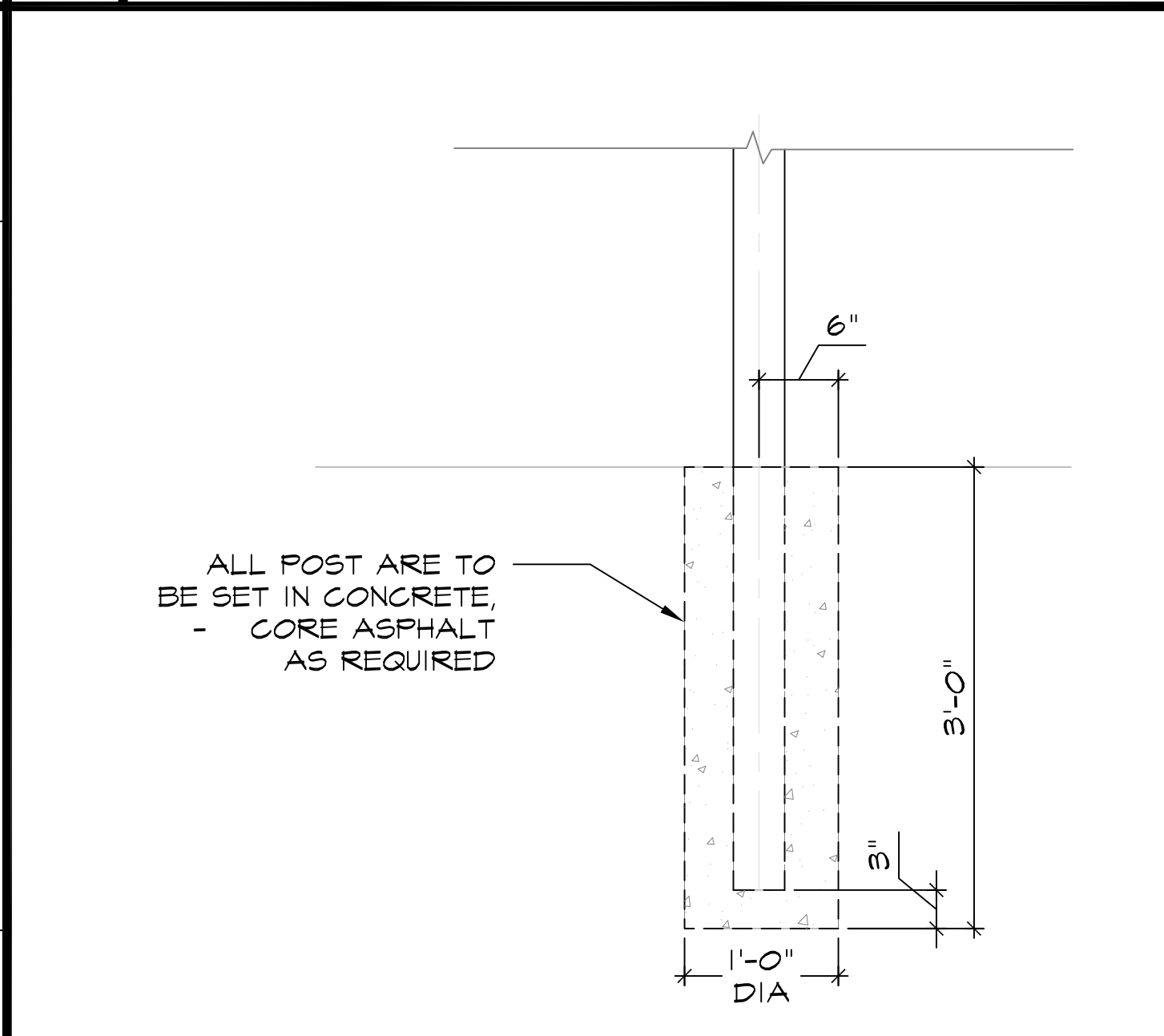
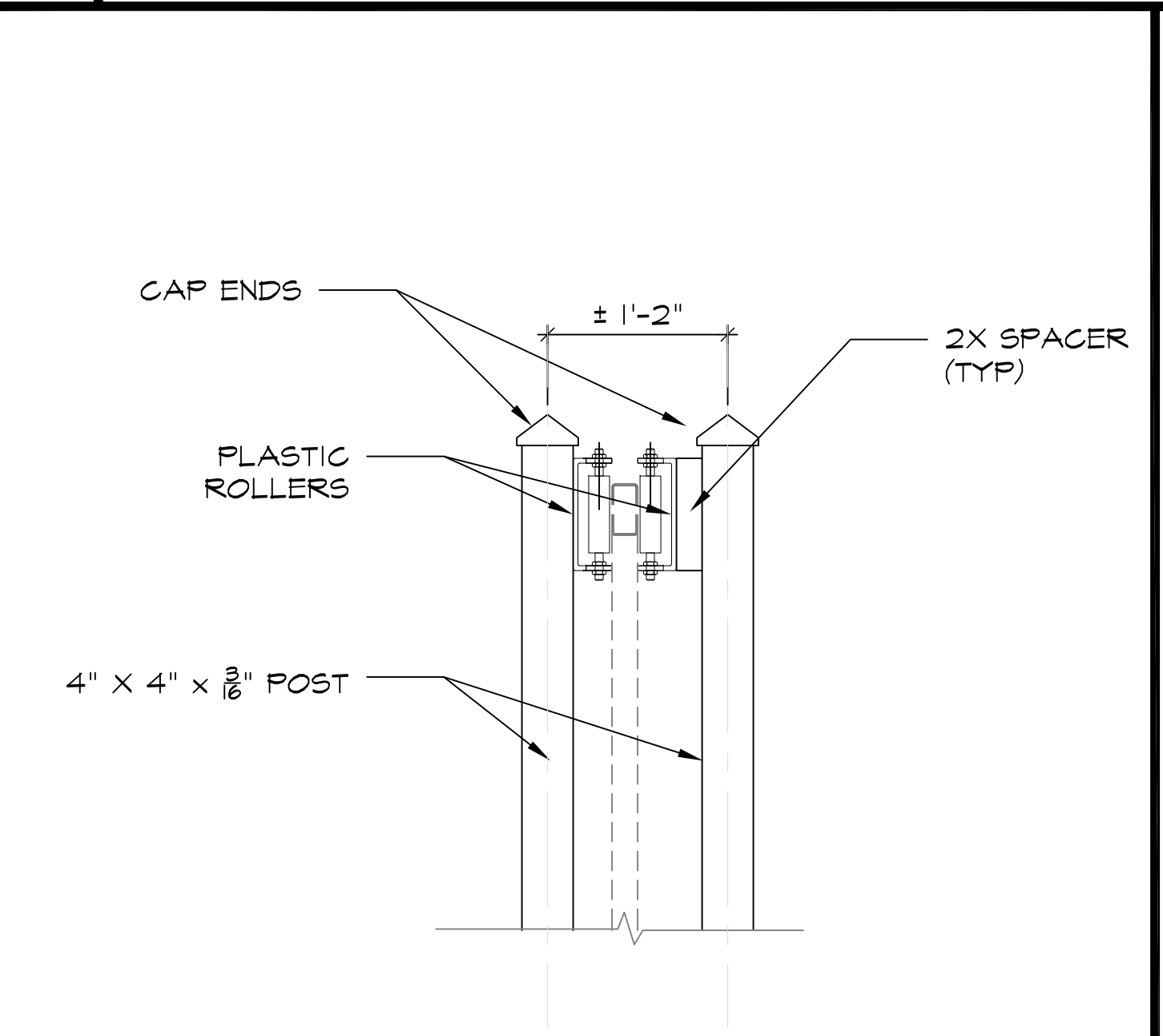
- NOTES:
1. REFER TO SITE PLAN FOR FINISH GRADE OD CONG. WALKS.
  2. AFTER FORM REMOVAL, BACKFILL TOPSOIL AGAINST WALK TO WALK TOP.
  3. LOCATE EXPANSION JOINTS AT 8' INTERVALS OR AS INDICATED BY SITE PLAN.
  4. PROVIDE TOOLED JOINTS AS SHOWN ON DRAWINGS. JOINTS TO BE 1/2" DEEP X 3/8" WIDE. SPACE JOINS AS SHOWN ON SITE PLAN.
  5. PROVIDE CHAIRS TO HOLD REINFORCING IN POSITION DURING CONCRETE POUR.



**3 CONCRETE WALK DETAILS** SCALE: 3/4"=1'-0" (IN FEET)

**4 FENCE FOOTING** SCALE: 1"=1'-0" (IN FEET)

**5 TYP. LOCK DET.** SCALE: 1/2"=1'-0" (IN FEET)



**6 ROLLER DETAIL** SCALE: 1"=1'-0" (IN FEET)

**7 GATE WARNING SIGN** NTS

**8 FENCE FOOTING** SCALE: 1"=1'-0" (IN FEET)

**9 FLOATING PANEL** SCALE: 3/8"=1'-0" (FT IN)

APPROVAL STAMP

**BAKERSFIELD CITY SCHOOL DISTRICT**

EDUCATION CENTER  
1300 BAKER STREET  
BAKERSFIELD, CA 93305  
Ph: 661.631.4600  
Fax: 661.326.1485

DEPARTMENT:  
**MAINTENANCE, OPERATIONS & FACILITIES**

1801 PELIZ DRIVE  
BAKERSFIELD, CA 93307  
PHONE: (661) 661-2605  
FAX: (661) 661-4926

PROJECT:  
**GATE AND FENCING REPLACEMENT**

DRAWINGS FOR:  
**ELP / FACE**

714 WILLIAMS STREET  
BAKERSFIELD, CA 93305

CONSULTANT:

REV. NO.:	TITLE:
1	

SHEET TITLE:

**DETAILS**

PROJECT NO.:

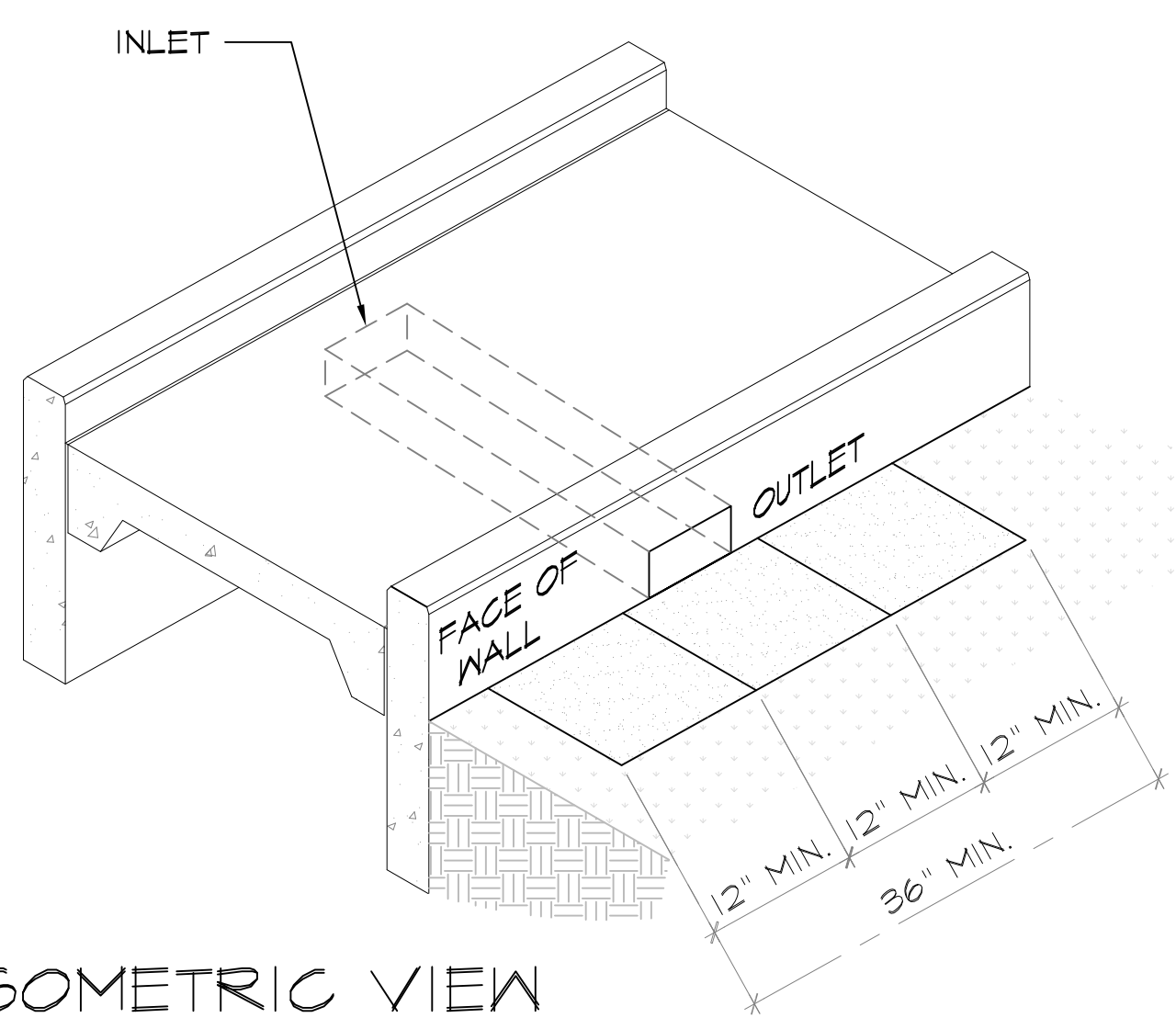
**24224.00-69-MD**

SHEET NO.:

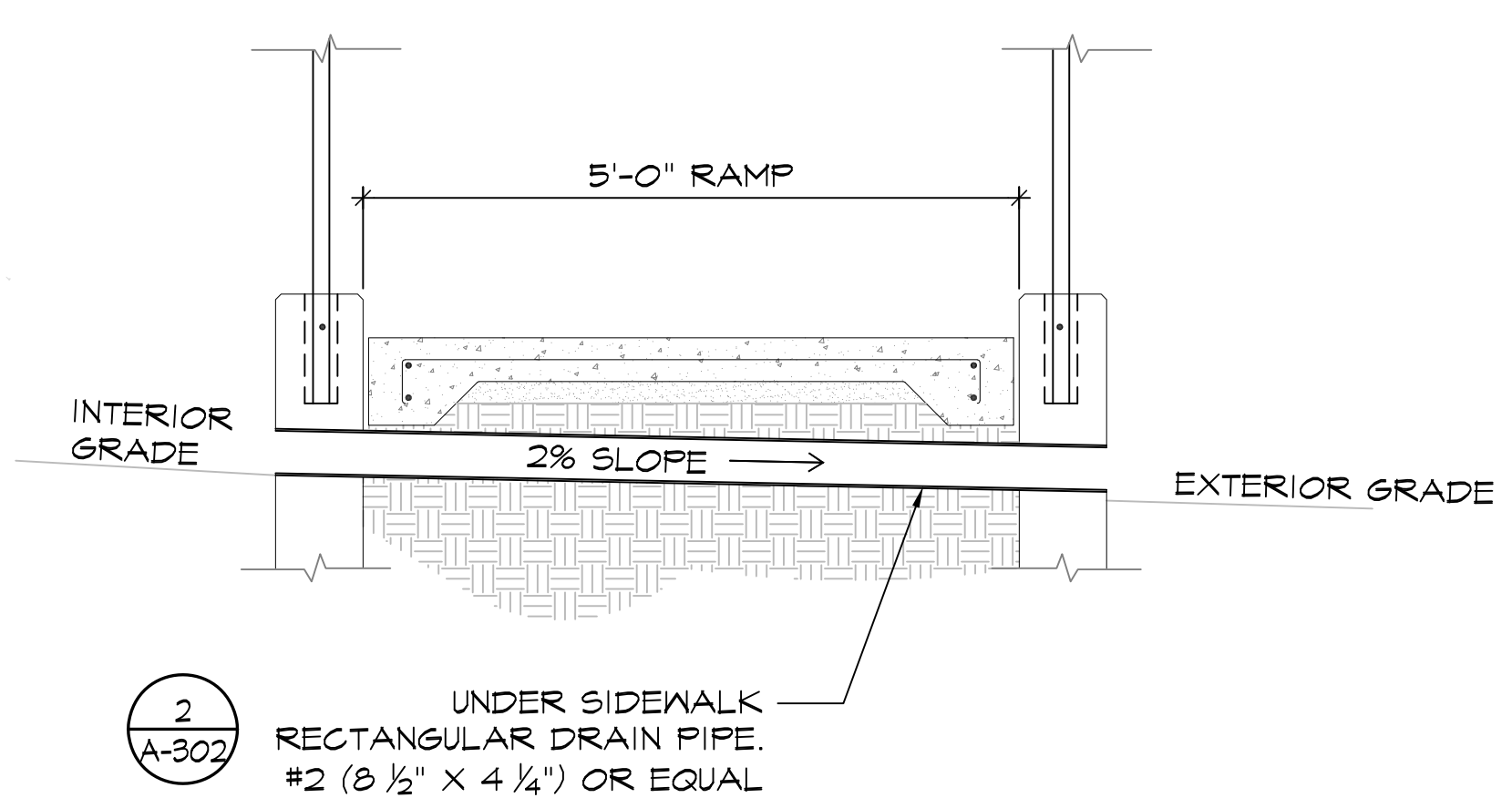
**A-301**

RELEASE:


DATE: 4/24/24



NOTES:  
 1. LOCATION TO BE VERIFIED IN FIELD.  
 2. GRADE ELEVATIONS FOR SLOPE TO BE VERIFIED IN FIELD.



**Foundry Service & Supplies, Inc.**  
 2029 South Parco Ave., Ontario, CA 91761  
 Ph: (909) 284-5000  
 Fax: (909) 284-5001

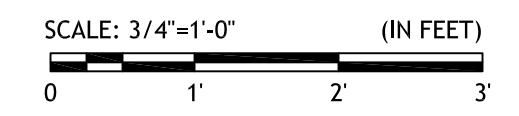


**UNDER SIDEWALK  
 Rectangular Drain Pipe  
 Specification Sheet**

Available in 4', 5', and 6' Lengths Prices effective 04/22/15

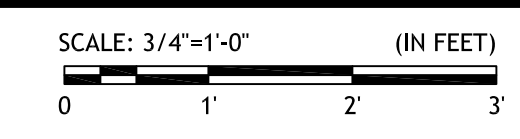
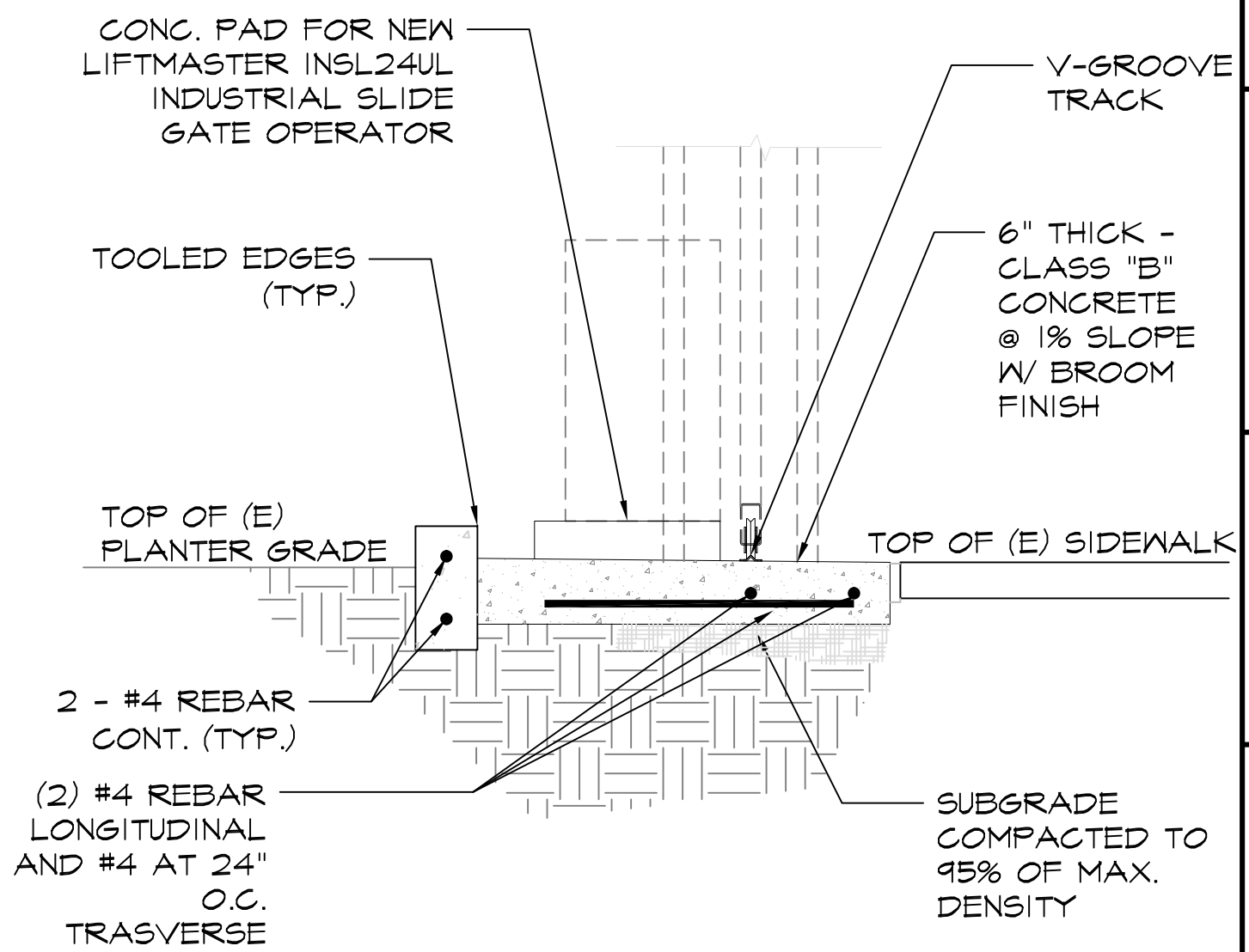
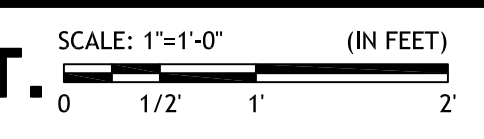
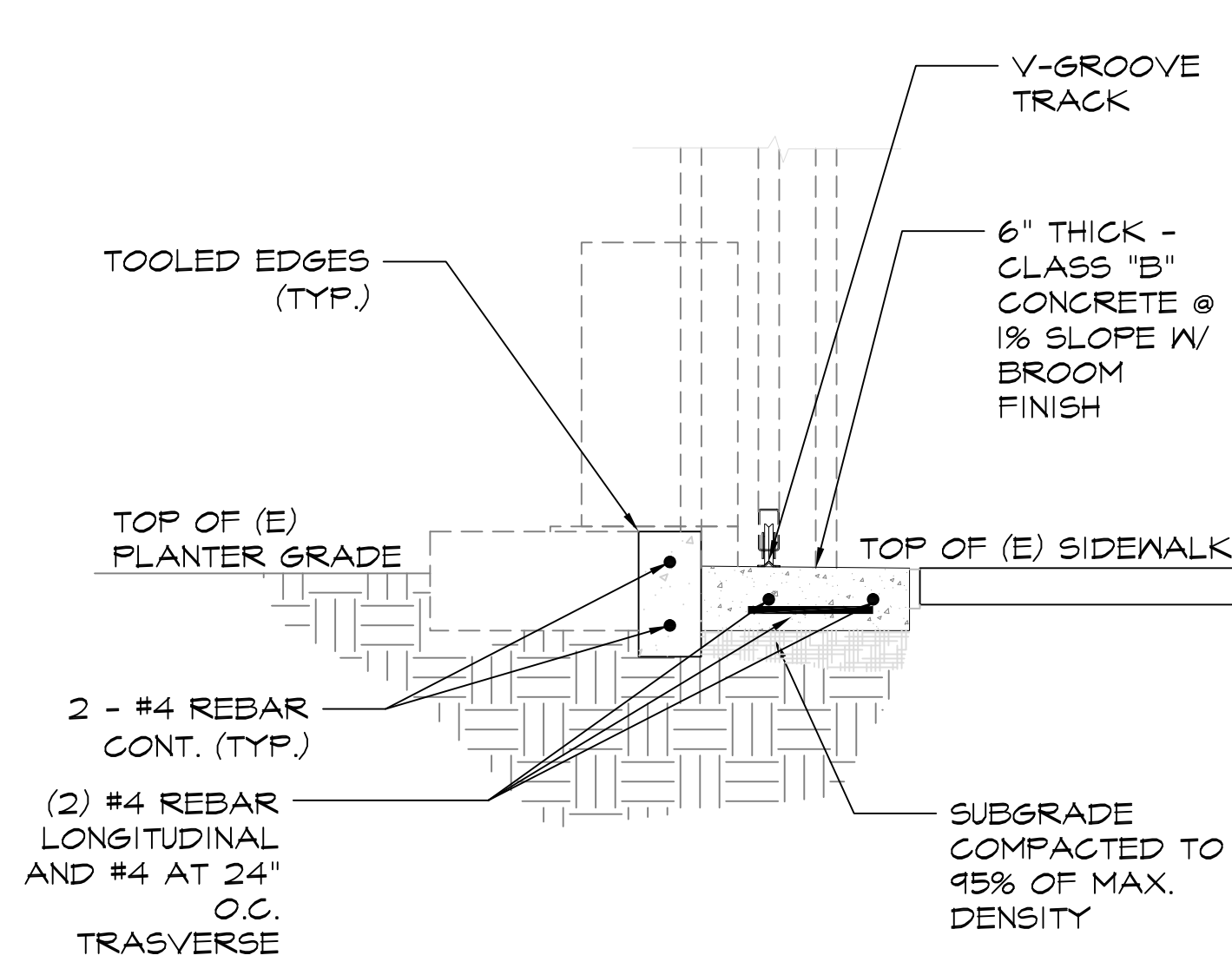
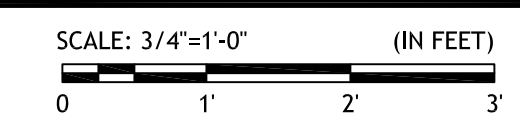
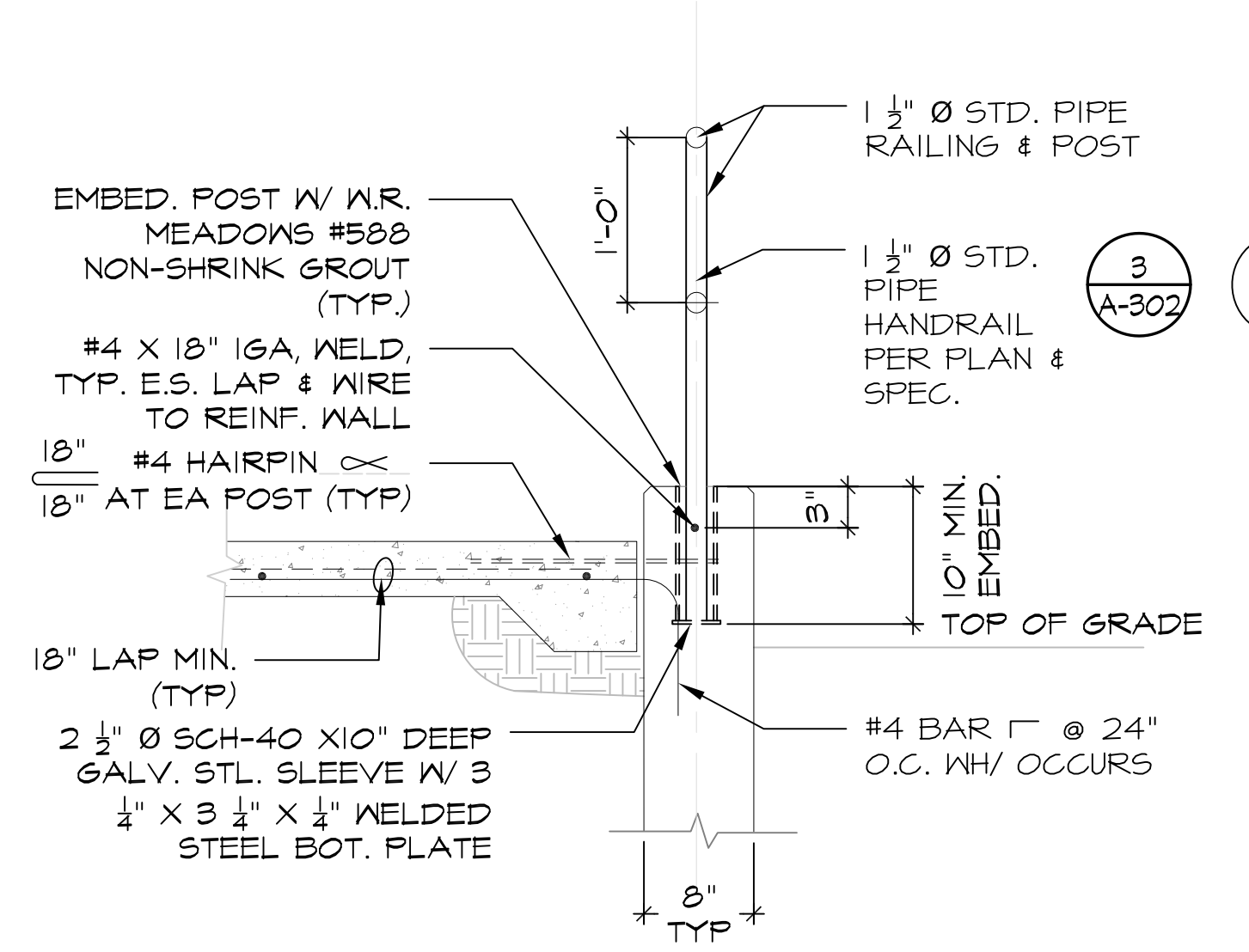
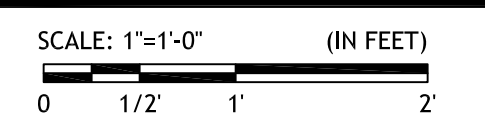
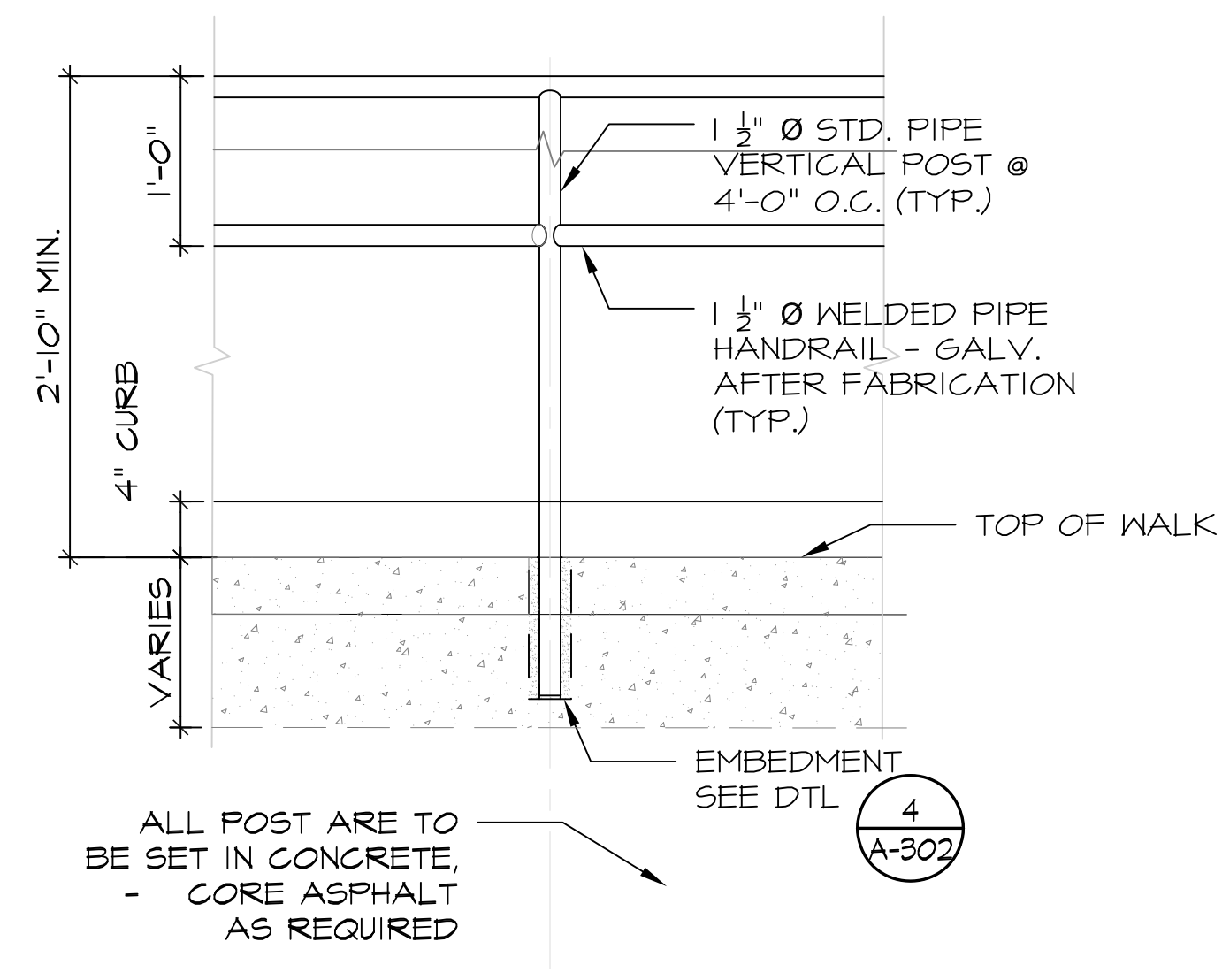
Size	Round Pipe Equivalent	Outside Dimensions	Inside Dimensions	Min. Wall Thickness	Weight
#1	4"	5.50 x 3.75	5.00 x 3.00	1/8 in.	5#/LF
#2	6"	8.50 x 4.25	8.00 x 3.50	3/16 in.	7#/LF
#2A	6"	12.13 x 3.75	11.38 x 3.00	3/8 in.	12#/LF
#3	8"	15.88 x 4.50	15.13 x 3.50	3/8 in.	17#/LF
#3A	8"	21.50 x 4.00	20.50 x 3.00	1/2 in.	22#/LF
#4	10"	23.75 x 4.50	22.75 x 3.50	1/2 in.	25#/LF
#5	12"	33.00 x 4.50	32.00 x 3.50	1/2 in.	33#/LF

**1 UNDER RAMP DRAIN**



**2 DRAIN PIPE SPECIFICATION**

NTS

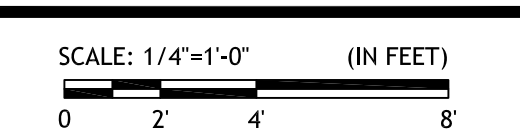
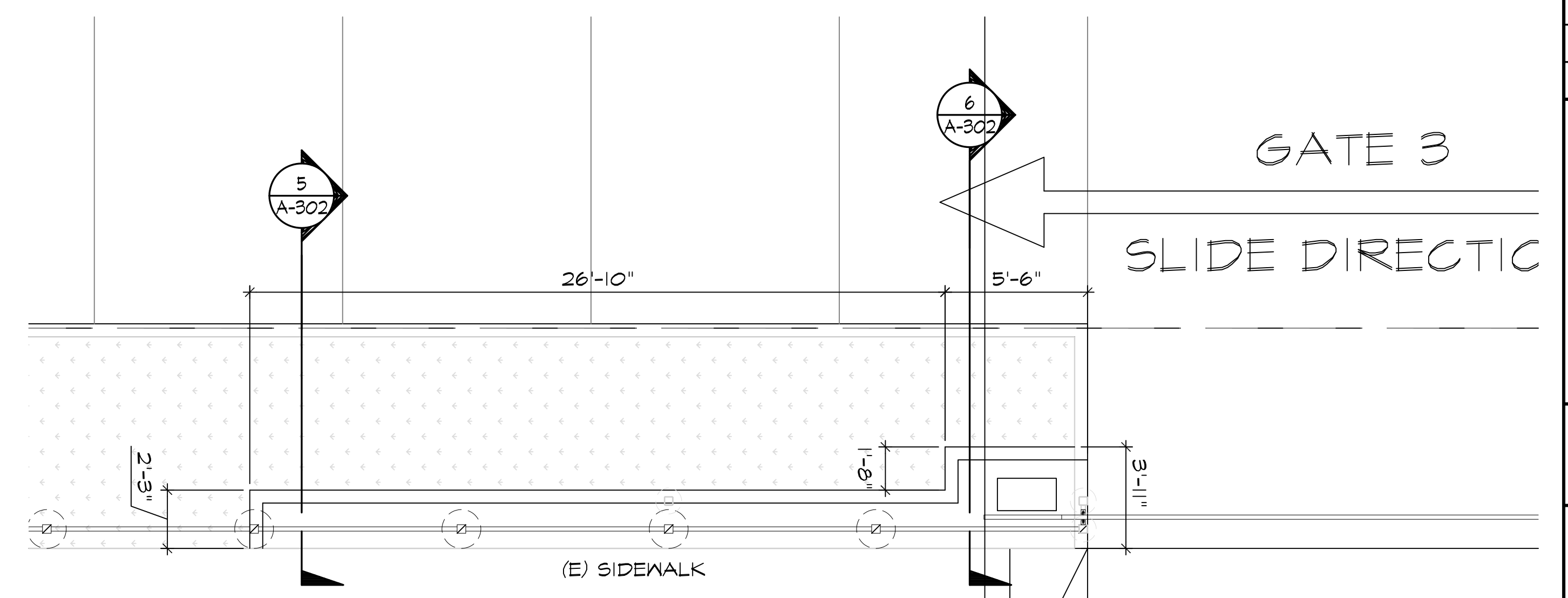
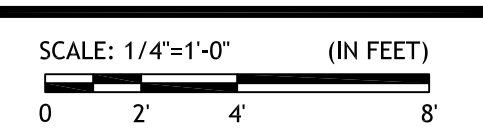
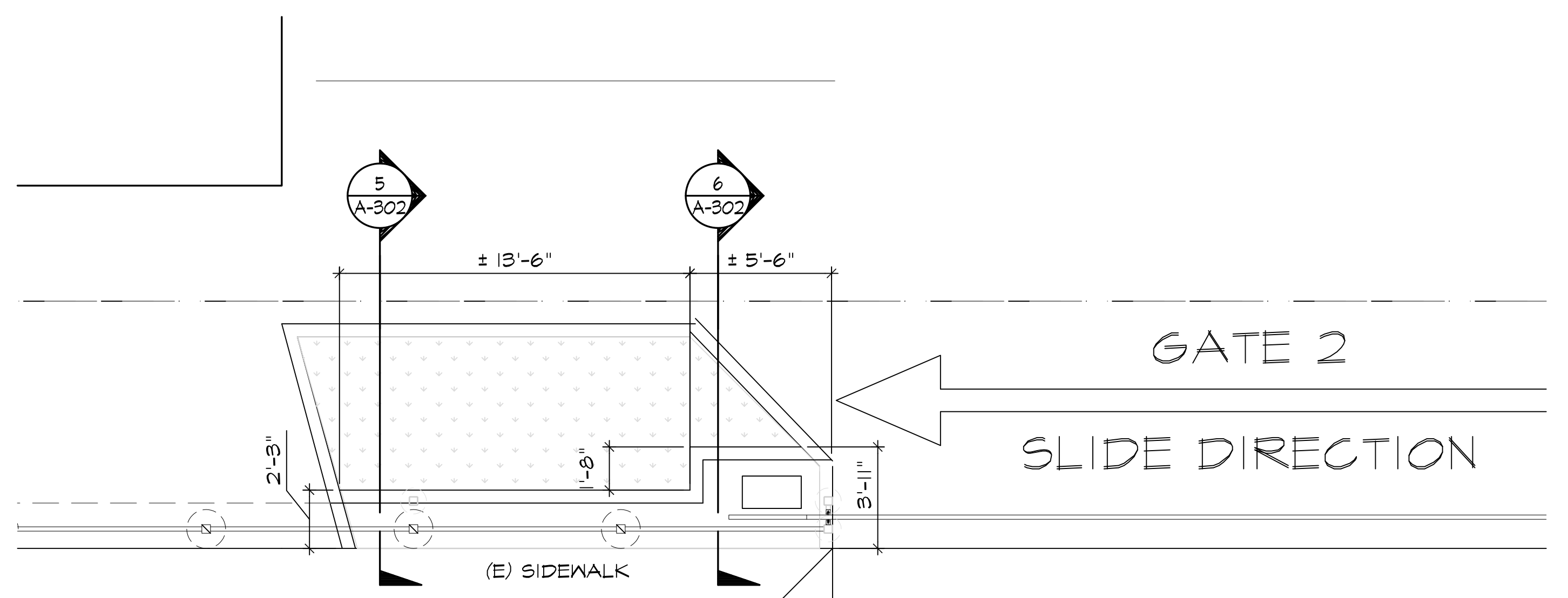


**3 TYP HANDRAIL**

**4 TYP PIPE INSERT**


**5 TRACK / CURB DET.**

**6 TRACK CURB DET.**



**7 GATE 2 CURB PLAN**

**8 GATE 3 CURB PLAN**



**BAKERSFIELD CITY SCHOOL DISTRICT**

EDUCATION CENTER  
 1300 BAKER STREET  
 BAKERSFIELD, CA 93305  
 Ph: 661.631.4600  
 Fax: 661.326.1465

DEPARTMENT:  
**MAINTENANCE,  
 OPERATIONS &  
 FACILITIES**  
 1801 PELIZ DRIVE  
 BAKERSFIELD, CA 93307  
 PHONE: (661) 661-2605  
 FAX: (661) 664-4926

PROJECT:  
**GATE AND  
 FENCING  
 REPLACEMENT**

DRAWINGS FOR:  
**ELP / FACE**  
 714 WILLIAMS STREET  
 BAKERSFIELD, CA 93305

CONSULTANT:

REV. NO.:	TITLE:
1	

SHEET TITLE:  
**DETAILS**

PROJECT NO.:

24224.00-69-MD

SHEET NO.:

A-302

RELEASE:  
 DATE: 4/24/24





### KNOXBOX® 3200

The KnoxBox 3200 is the number one high-security key lock box trusted by first responders and property owners. Store up to 10 keys to quickly gain rapid access to commercial properties.

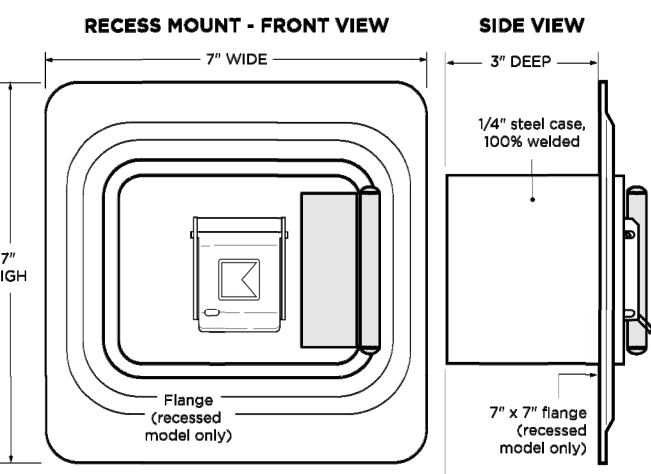
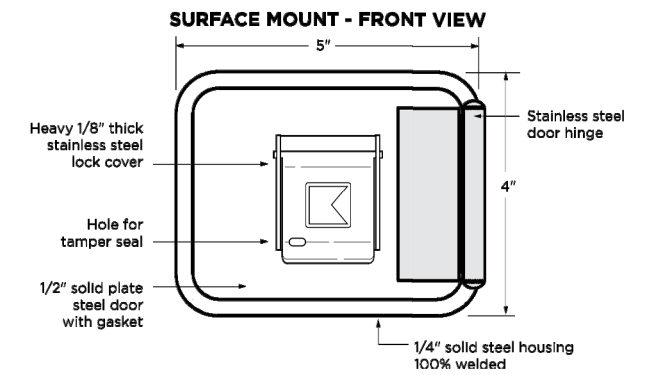


Available in 3 colors:  
Black Aluminum Dark Bronze

- FEATURES**
- Stores maximum 10 keys. Access cards and small entry items may also fit in interior compartment but will reduce max key quantity.
  - Built Knox-Rugged and secure: UL 1037, UL 1610, UL 1332, UL 437
  - Finished with Knox-Coat® to protect four times better than standard powder coat
  - Weather-resistant door gasket
  - Hinged door
- BENEFITS**
- Allows rapid property access
  - Reduces property damage
  - Prevents forced entry into buildings
  - Minimizes first responder injury
  - Compliant to National Fire Code (NFPA, IFG, IBC)
- OPTIONS**
- Knox Tamper Alert connects to building's alarm system for extra security
  - Mount types: Recessed and Surface
  - 3 color options: Black, Aluminum, Dark Bronze
- ACCESSORIES**
- Multi-Purpose Switch for use on electrical doors, gates and other electrical equipment
  - Recess Mounting Kit for new concrete or masonry construction
  - Public Safety Labels
  - Tag-Out Tamper Seals
  - Key Tags
  - Key Rings
- ORDERING SPECIFICATIONS**
- To insure procurement and delivery of the KnoxBox 3200, it is suggested that following specification paragraph is used:
- KnoxBox surface/recessed mount with hinged door, with/without UL Listed Knox Tamper Alert 1/4" plate steel housing, 1/2" thick steel door with interior gasket seal and stainless steel door hinge. Box and lock UL Listed. Lock has 1/8" thick stainless steel dust cover with tamper seal mounting capability.
- Exterior Dimensions: Surface Mount Body - 4"H x 5"W x 3-7/8"D  
Recessed Mount Flange - 7"H x 7"W
- Lock: UL Listed. Double-action rotating tumblers and hardened steel pins accessed by a biased cut key.
- Finish: Knox-Coat proprietary finishing process
- Color: Black, Dark Bronze or Aluminum
- P/N: KnoxBox 3200 (mfr's cat. ID)
- Mfr's Name: KNOX COMPANY

WEIGHT: Surface Mount - 8 lb  
Recessed Mount - 9 lb

DIMENSIONS: Surface Mount Body - 4"H x 5"W x 3-7/8"D  
Recessed Mount Flange - 7"H x 7"W



1601 W. DEER VALLEY RD, PHOENIX, AZ 85027 | T. 800-704-0889 | TECHSUPPORT@KNOXBOX.COM | KNOXBOX.COM

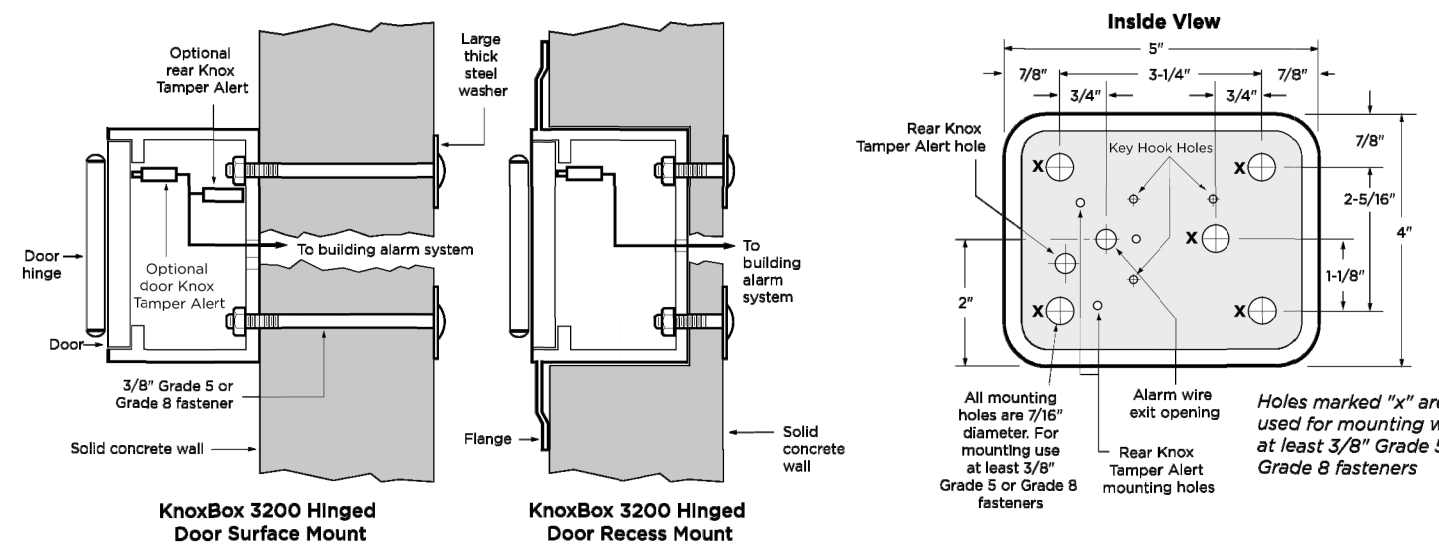


### KNOXBOX® 3200

#### GENERAL MOUNTING INSTRUCTIONS

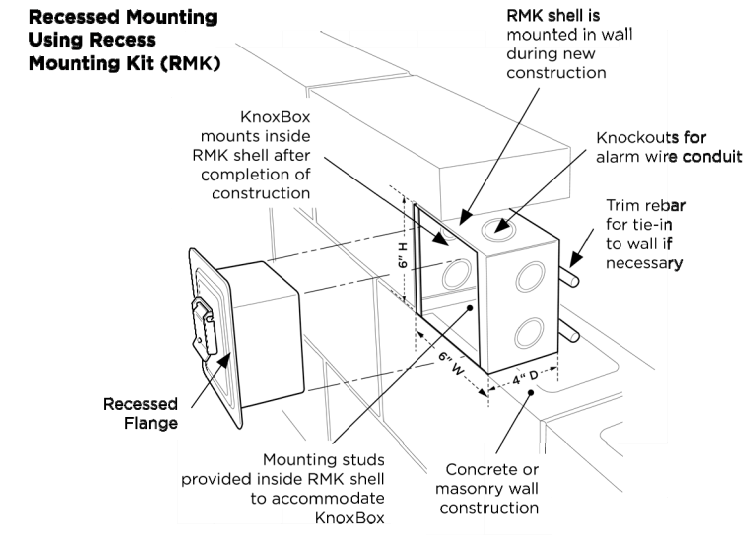
Suggested minimum mounting height, 6 feet above ground.

**ATTENTION:** KnoxBox is a very strong device that MUST be mounted properly to ensure maximum security and resist physical attack.



#### RECESS MOUNTING KIT AND INSTALLATION INSTRUCTIONS

The Recess Mounting Kit (RMK) includes shell housing and mounting hardware, which may only be used for recessed models to cast-in-place within new concrete or masonry construction. The KnoxBox is mounted into the shell housing after construction is completed.



**IMPORTANT:** Care should be taken to ensure the front of the Recess Mounting Kit (RMK) shell housing, including the cover plate and screw heads, is flush with the wall. The RMK must be plumbed to ensure vertical alignment of the box.

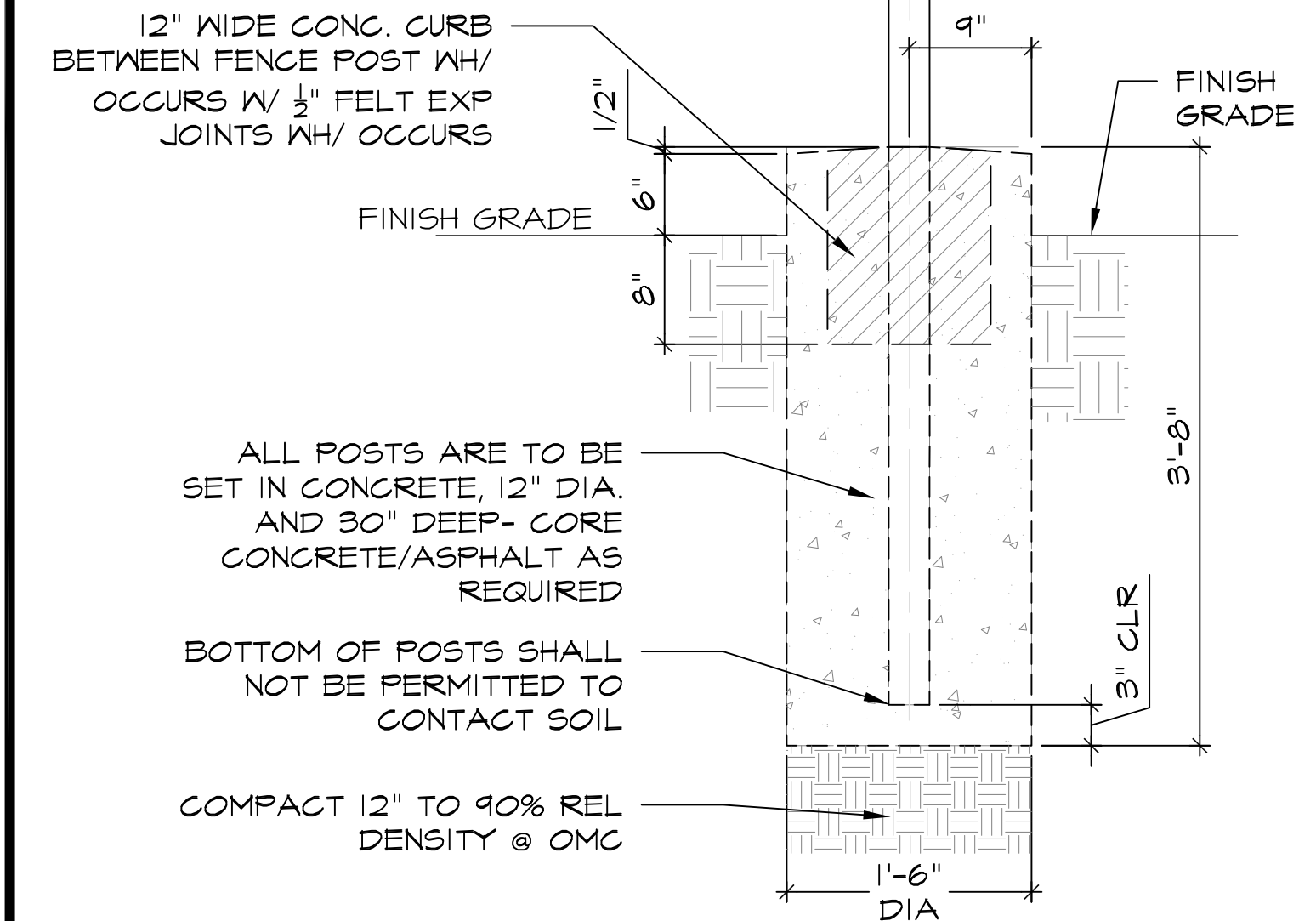
#### ABOUT THE KNOX COMPANY

Since 1975, the Knox Company has successfully developed innovative rapid access solutions for first responders with products that provide fast, safe, and secure entry into commercial, industrial, and residential properties, while minimizing damage and maximizing safety. Today, more than 15,000 fire, EMS, and law enforcement departments/agencies depend on Knox products to gain access into over one million buildings/properties.

**KNOX COMPANY**  
1601 W. DEER VALLEY RD  
PHOENIX, AZ 85027

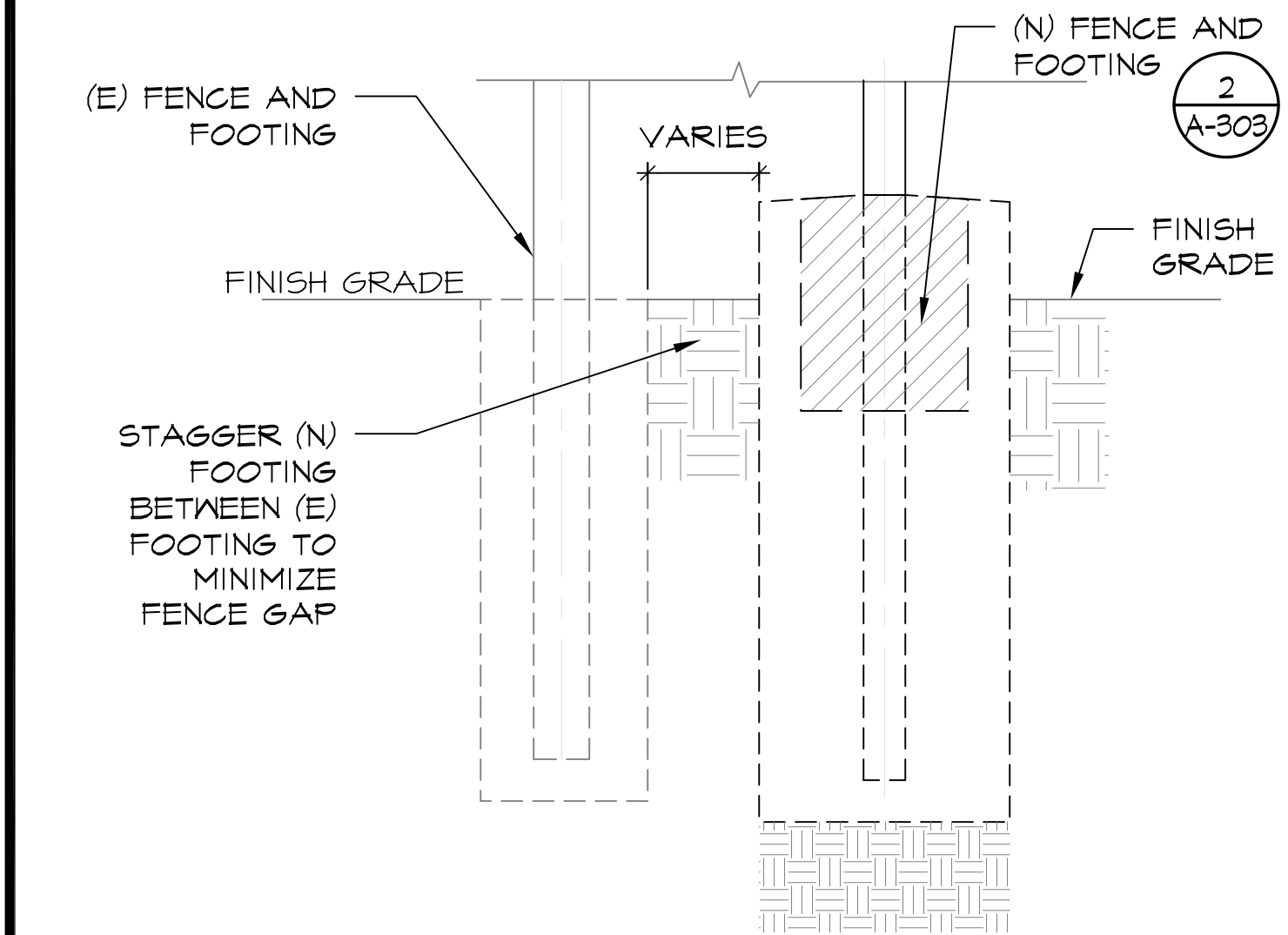
T. 800-566-9269

**KNOXBOX.COM**  
INFO@KNOXBOX.COM



### 2 MOW STRIP @ POST

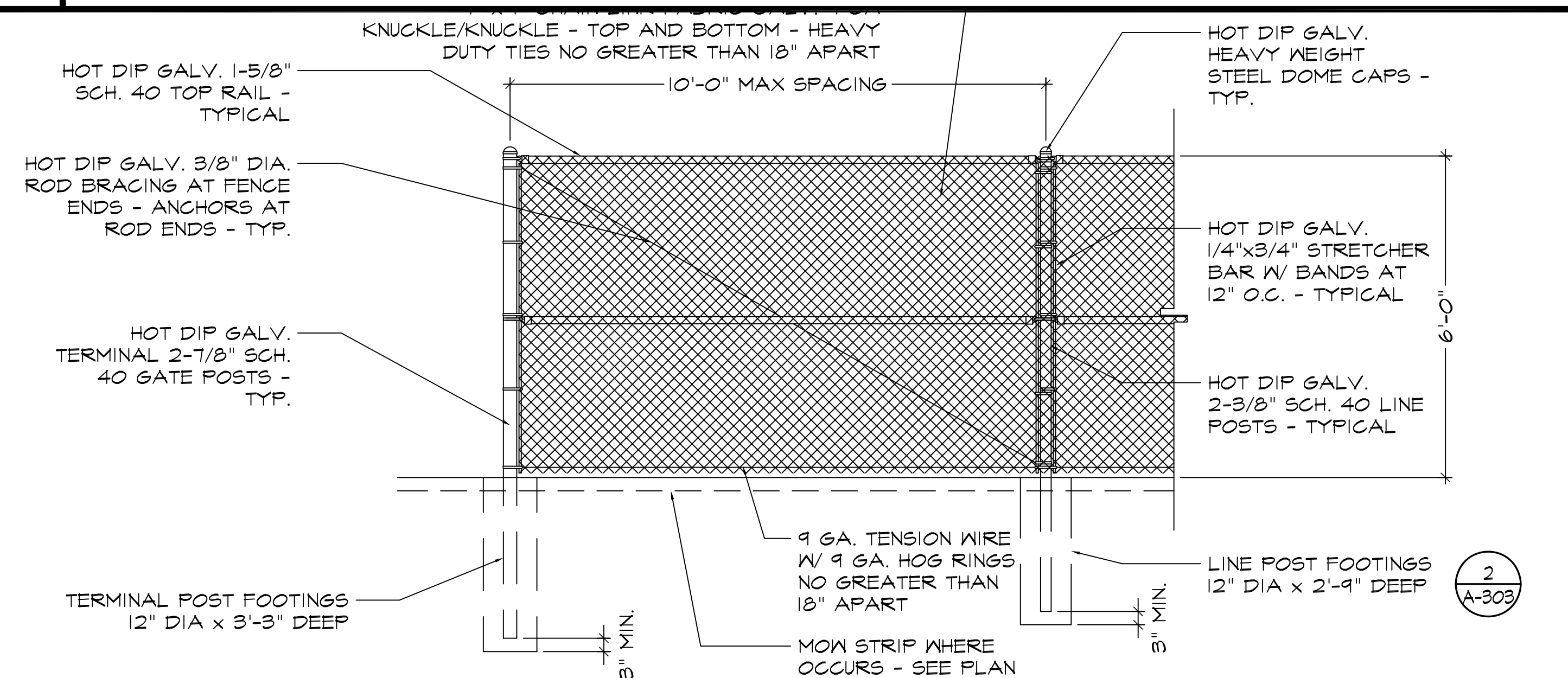
SCALE: 1"=1'-0" (IN FEET)



### 3 FTG. CLEARANCE

SCALE: 1"=1'-0" (IN FEET)

### 1 KNOXBOX 3200 SPECIFICATIONS



### 4 CHAIN LINK PANELS X6' HIGH

SCALE: 1/2"=1'-0" (IN FEET)

### 5 PANIC BAR AT PEDESTRIAN GATE

SCALE: 3"=1'-0" (IN INCHES)

APPROVAL STAMP



BAKERSFIELD CITY SCHOOL DISTRICT

EDUCATION CENTER  
1300 BAKER STREET  
BAKERSFIELD, CA 93305  
Ph: 661.631.4600  
Fax: 661.326.1485

DEPARTMENT:

MAINTENANCE, OPERATIONS & FACILITIES

1801 PELIZ DRIVE  
BAKERSFIELD, CA 93307  
PHONE: (661) 661-8885  
FAX: (661) 661-9456

PROJECT:

GATE AND FENCING REPLACEMENT

DRAWINGS FOR:

ELP / FACE

714 WILLIAMS STREET  
BAKERSFIELD, CA 93305

CONSULTANT:

REV. NO.:

TITLE:

1

SHEET TITLE:

DETAILS

PROJECT NO.:

24224.00-69-MD

SHEET NO.:

A-303

RELEASE:

DATE: 4/24/24

# INSL24UL

24VDC Industrial Slide Gate Operator Section 32 31 00



DATA SHEET

### Key Features

- Steel Cabinet
- Battery Backup
- Remote Control Access
- Internet Connectivity
- Monitored Safety Devices
- Solar-Power Capabilities
- Diagnostic Display
- Wireless Dual-Gate Communication
- Dual-Gate Control
- Fire Department Compliant
- Limit Setting
- Diagnostic Display
- Programmable Auxiliary Relays
- Unauthorized Access Prevention
- HomeLink® Capability
- Weatherproof 14 gauge, NEMA 3R steel cabinet
- Yes
- Security+ 2.0P 3-channel receiver will handle up to 50 remote controls (unlimited remotes with B11LMX/B13LMX)
- myQ® Facility cloud connection and myQ capability for secure monitoring and control of gate operator from anywhere\*
- 6 inputs (main and expansion board)
- Yes
- LED diagnostic display
- Eliminates expensive conduit costs and unsightly driveway scars
- Bi-part delay or synchronized close
- Allows gate to auto open upon loss of AC power or battery depletion; Includes manual release
- Electronic
- LED diagnostic display
- 2 programmable auxiliary relays accommodate more accessories such as warning lights/alarms
- Can be programmed with anti-tailgate or quick close capabilities
- Version 4 or higher

### Specifications

- Operator Speed: 0.5 ft./sec. to 1 ft./sec
- Power: 120/240VAC single phase, optional 3 phase kit for 208/230/460VAC and 575VAC
- Accessory Power: 24VDC 1 A max. output; switched and unswitched power
- Operator Weight: 129 lbs.
- Warranty: 5 years
- Temperature Specification: Without heater -4°F (-20°C) to 140°F (60°C); with optional heater: -40° F(-40°C) to 140°F (60°C) II, III, IV
- UL Usage Classification

### Construction

- Motor: 24VDC brushless motor with soft start/stop
- Operator Duty Rating: Continuous-duty
- Chassis/Frame: Constructed with 1/4 in. powder coated steel for rust prevention
- Gear Reduction: Direct drive 40:1 gear ratio
- Cover/Cabinet: Powder-coated, 14 gauge steel cabinet, oil tight, weatherproof
- Chain: NEMA 3R lockable cabine
- Recommended Capacities: Rated for gates up to 70 ft. in length and weighing up to 2200 lbs.

\*When linked with a myQ Facility capable access control. Cellular data or Wi-Fi® connection required



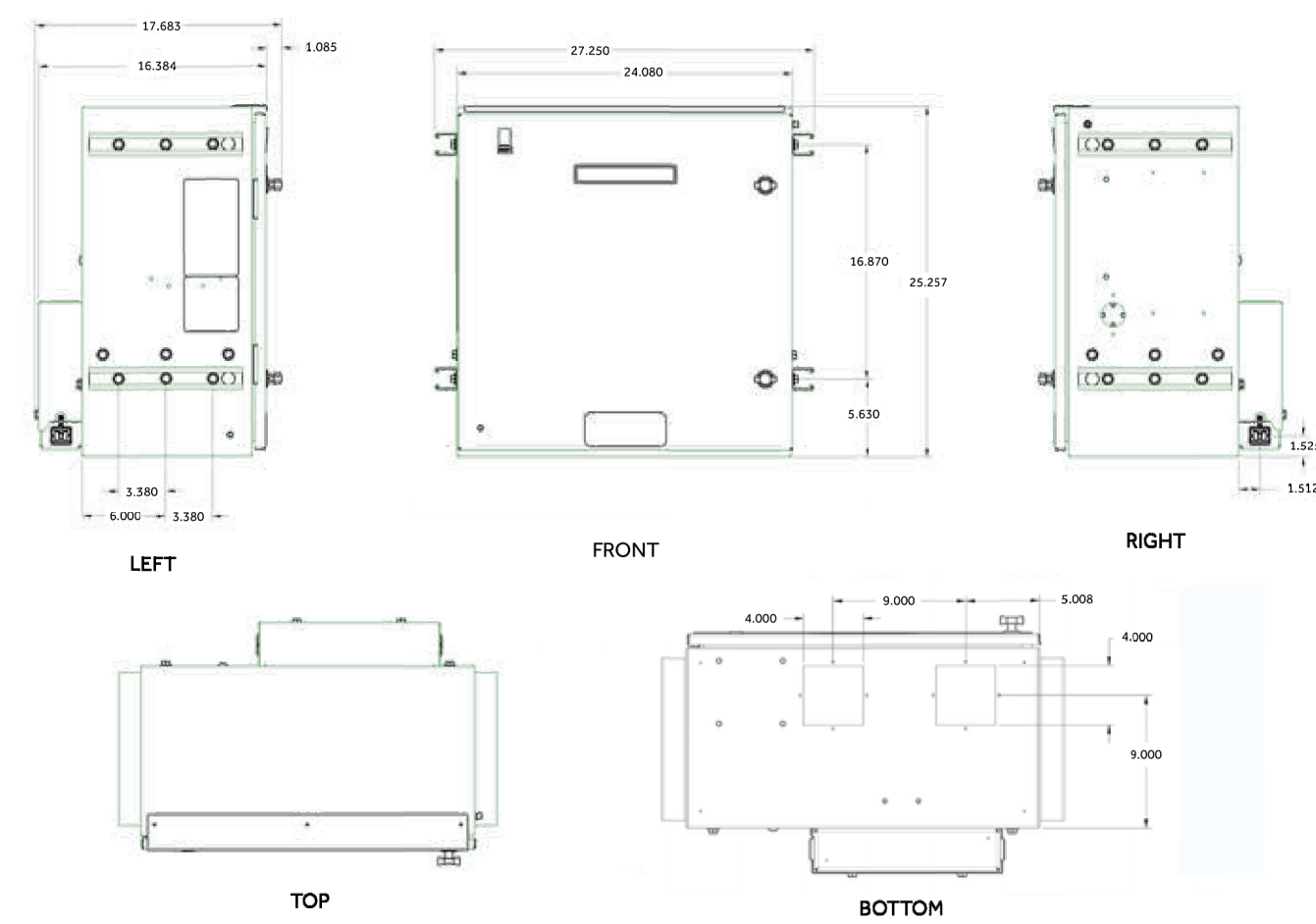
# INSL24UL

24VDC Heavy-Duty Industrial Slide Gate Operator Section 32 31 00



DATA SHEET

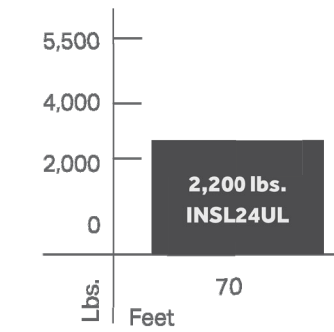
### Dimensions



### Capacity

Battery	Cycles	Standby Time
7Ah	55	105 Days
33Ah	170	180 Days

### Recommended Capacity



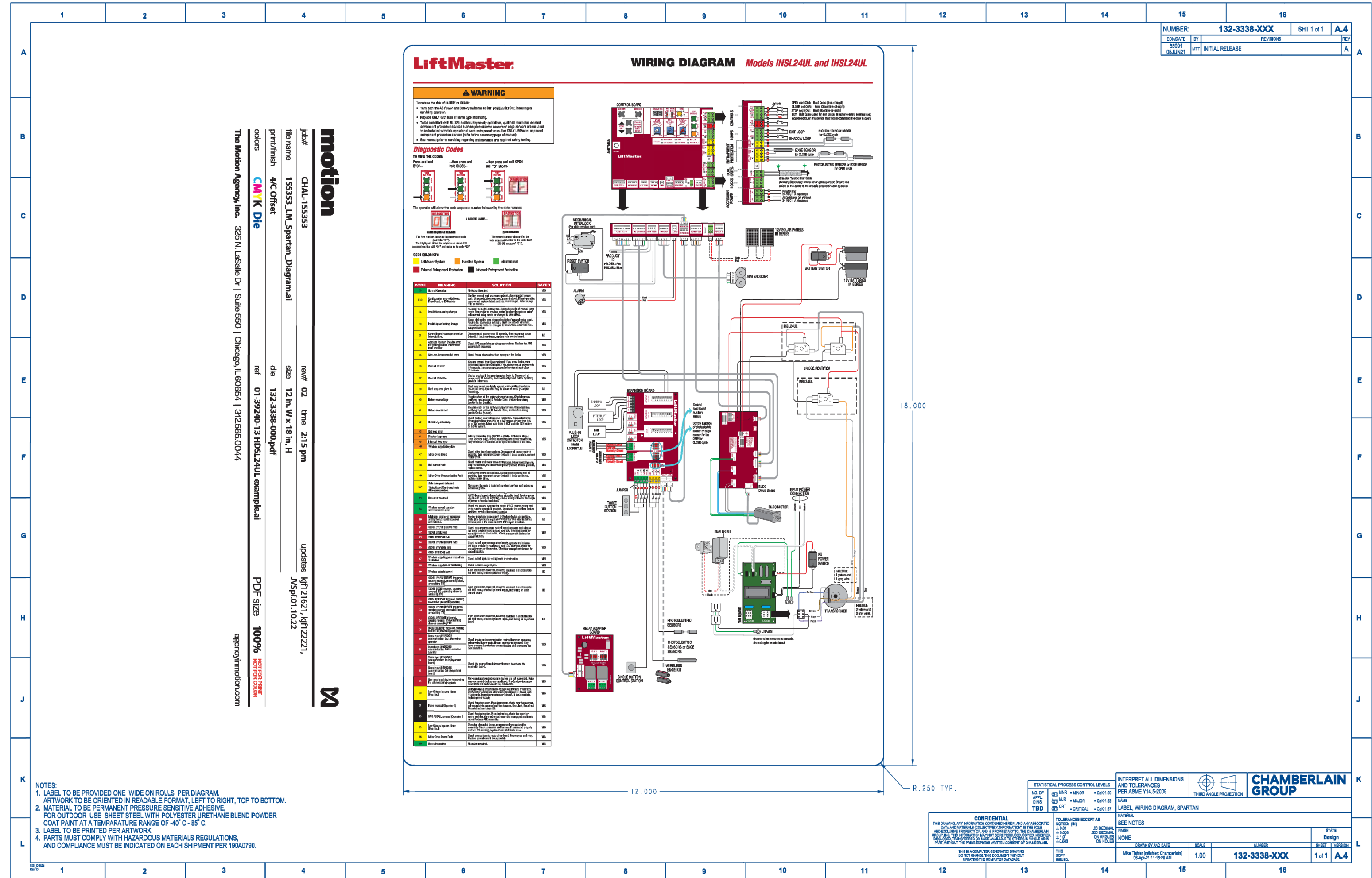
Features	Residential Gate Operators				Elite® Series DC Commercial Gate Operators			Heavy-Duty DC Commercial Gate Operators	
Model Number	LA40PRED	LA40PRED	LA40PRED	RS120UL	RS120UL	CSL240UL	CSW40UL	HS240UL	HS240UL
Description	24VDC Linear Actuator	12VDC Solar Linear Actuator	24VDC Residential Light Commercial Linear Actuator	120VDC Residential Light Commercial Slide Gate Operator	120VDC Residential Light Commercial Slide Gate Operator	24VDC High-Traffic Commercial Slide Gate Operator	24VDC High-Traffic Commercial Slide Gate Operator	24VDC Heavy Duty Commercial Slide Gate Operator	24VDC Heavy Duty Commercial Slide Gate Operator
Max. Gate Weight	850 lbs.	850 lbs.	1600 lbs.	800 lbs.	1000 lbs.	1500 lbs.	1600 lbs.	3000 lbs.	3000 lbs. (with optional anti-collision)
Max. Gate Length	16 ft.	16 ft.	18 ft.	25 ft.	16 ft.	50 ft.	18 ft.	25 ft.	27 ft. @ 2200 lbs. 14 ft. @ 600 lbs.
Gate Speed	90" in 15-17 sec.	90" in 20-24 sec.	90" in 15-17 sec.	107" sec.	90" in 12-15 sec.	127" sec.	90" in 15-15 sec.	6-12" /sec.	13-36" /sec.
Recommended Cycles	100 cycles	100 cycles	300 cycles	120 cycles	250 cycles	Continuous Duty	Continuous Duty	Continuous Duty	Continuous Duty
Battery Backup	400 cycles	Not Applicable - Solar	500 cycles	114 cycles	147 cycles	208 cycles	148 cycles	45 cycles	45 cycles
Security+ 2.0P	Yes	No	Yes	Yes	Yes	Yes	Yes	Yes	Yes
myQ Enabled	Yes	Yes	Yes	Yes	Yes	Yes	Yes	Yes	Yes
Monitored Safety Inputs (DSRF Coded)	3 inputs	3 inputs	3 inputs (Main and Expansion Board)	3 inputs	3 inputs	6 inputs (Main and Expansion Board)	6 inputs (Main and Expansion Board)	6 inputs (Main and Expansion Board)	6 inputs (Main and Expansion Board)
Standby Power	Up to 97 days	Up to 120 days	Up to 24 days	Up to 63 days	Up to 63 days	Up to 24 days	Up to 24 days	Up to 120 days	Up to 120 days
Solar Performance - Cycles per Day	Approx. 61 cycles*	Approx. 100 cycles*	Approx. 43 cycles*	Approx. 33 cycles*	Approx. 41 cycles*	Approx. 22 cycles*	Approx. 15 cycles*	Approx. 11 cycles*	Approx. 14 cycles*
DC Motor with Smooth Start/Stop	Yes	No	Yes	Yes	Yes	Yes	Yes	Yes - Startless DC	Yes - Startless DC
Diagnostic Code Display - 2-Digit LED	Yes	Yes	Yes	Yes	Yes	Yes	Yes	Yes	Yes
Wireless Dual-Gate Operation	No	No	Yes	Yes	Yes	Yes	Yes	No	No
Warranty Period	2 Years	2 Years	2 Years	3 Years	3 Years	7 Years Residential / 3 Years Commercial	7 Years Residential / 3 Years Commercial	7 Years Residential / 3 Years Commercial	7 Years Residential / 3 Years Commercial
Standard Power	115V Single Phase	Solar Power	115/208V Single Phase	115V Single Phase	115V Single Phase	115/208V Single Phase	115/208V Single Phase	115/208V Single Phase	115/208V Single Phase

\*Cycles noted are for Zone 1 with a 10W solar panel (8 hours sunlight per day).  
 \*Cycles noted are for Zone 1 with a 20W solar panel (8 hours sunlight per day).  
 Note: LMR3UL/ML24UL Heater option not recommended for solar applications. Heater option diminishes Standby time and cycles for Battery Backup.


### UL 325 Listed Gate Operator Feature Chart

For specifications and information on all our products, visit [LiftMaster.com/TOTALPAS](http://LiftMaster.com/TOTALPAS)

© 2022 The Chamberlain Group LLC. All Rights Reserved. myQ, the myQ logo, LiftMaster, the LiftMaster logo, are registered trademarks of The Chamberlain Group LLC. LMR3UL/ML24UL



APPROVAL STAMP



BAKERSFIELD CITY SCHOOL DISTRICT

EDUCATION CENTER  
 1300 BAKER STREET  
 BAKERSFIELD, CA 93305  
 Ph: 861.631.4600  
 Fax: 861.326.1465

DEPARTMENT:

MAINTENANCE, OPERATIONS & FACILITIES

1801 PELIZ DRIVE  
 BAKERSFIELD, CA 93307  
 PHONE: (861) 681-8885  
 FAX: (861) 684-4926

PROJECT:

GATE AND FENCING REPLACEMENT

DRAWINGS FOR:

ELP / FACE  
 714 WILLIAMS STREET  
 BAKERSFIELD, CA 93305

CONSULTANT:

REV. NO.:

TITLE:

1

SHEET TITLE:

GATE OPENER SPECS.

PROJECT NO.:

24224.00-69-MD

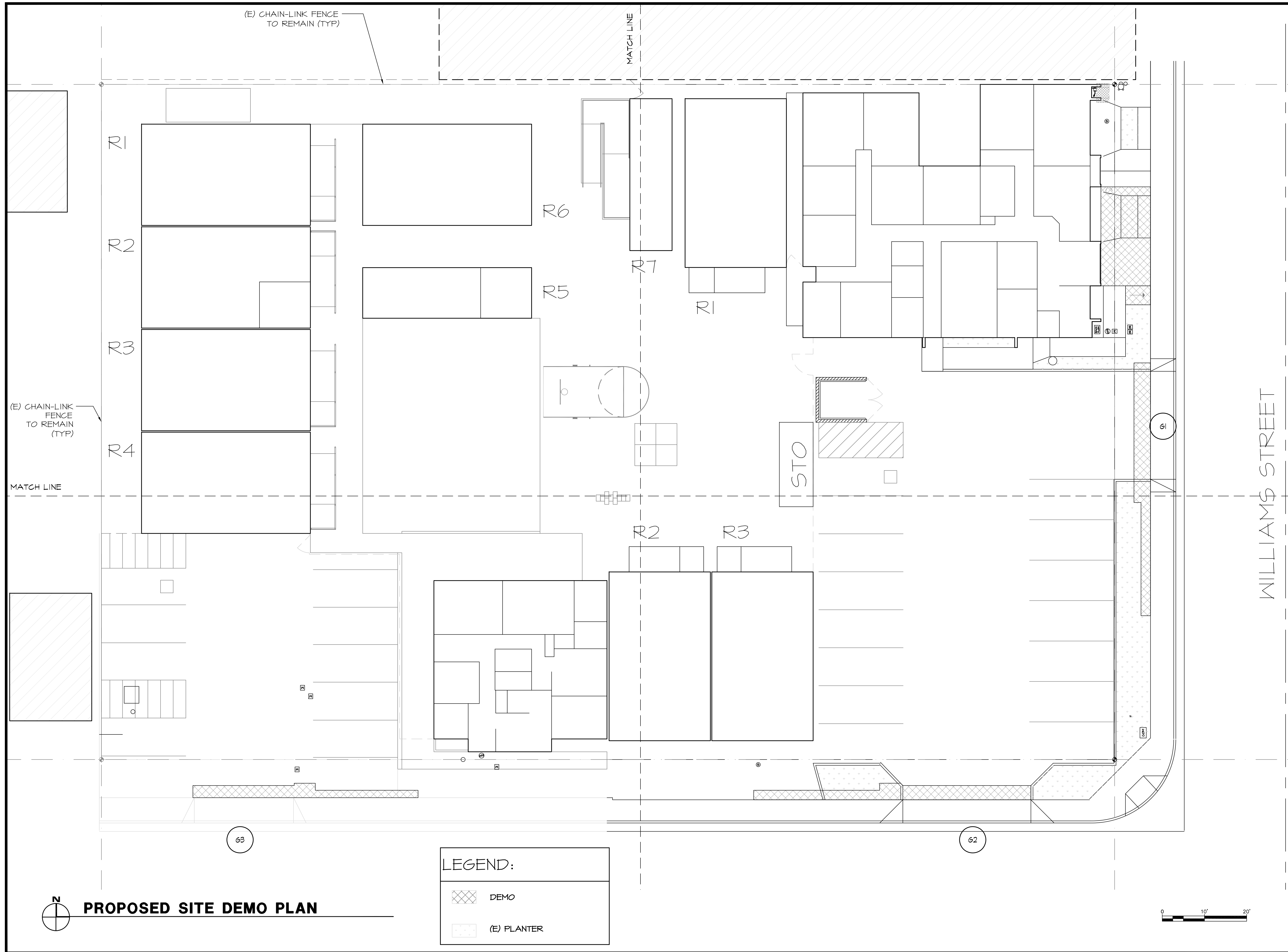
SHEET NO.:

A-400

RELEASE:

DATE: 4/24/24





APPROVAL STAMP



**BAKERSFIELD CITY SCHOOL DISTRICT**

EDUCATION CENTER  
1300 BAKER STREET  
BAKERSFIELD, CA 93305  
Ph: 661.831.4600  
Fax: 661.325.1485

DEPARTMENT:  
**MAINTENANCE,  
OPERATIONS &  
FACILITIES**  
1801 PELIZ DRIVE  
BAKERSFIELD, CA 93307  
PHONE: (661) 861-8888  
FAX: (661) 864-4926

PROJECT:  
**GATE AND  
FENCING  
REPLACEMENT**

DRAWINGS FOR:  
**ELP / FACE**  
714 WILLIAMS STREET  
BAKERSFIELD, CA 93305

CONSULTANT:

REV. NO.:	TITLE:
1	

SHEET TITLE:  
**SITE  
DEMO  
PLAN**



PROJECT NO.:  
24224.00-69-MD

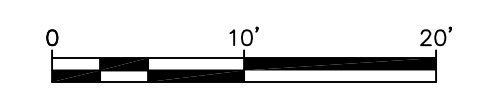
SHEET NO.:  
**C-100**

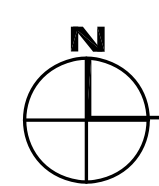
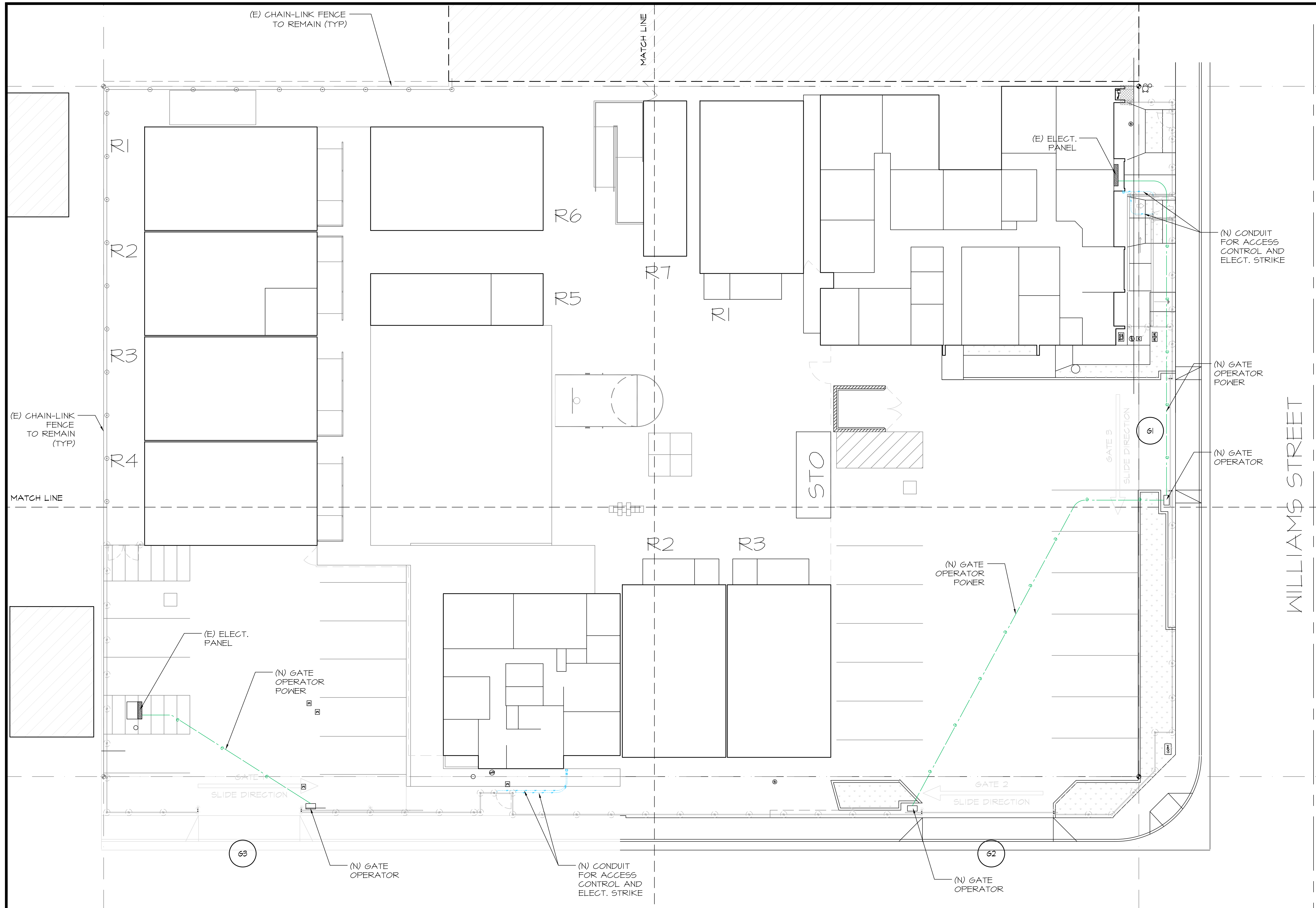
RELEASE:  
DATE: 4/24/24

**PROPOSED SITE DEMO PLAN**

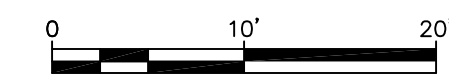
**LEGEND:**

-  DEMO
-  (E) PLANTER






**PROPOSED GATE OPERATOR ELECTRICAL PLAN**



APPROVAL STAMP



**BAKERSFIELD CITY SCHOOL DISTRICT**

EDUCATION CENTER  
1300 BAKER STREET  
BAKERSFIELD, CA 93305  
Ph: 661.831.4600  
Fax: 661.325.1485

DEPARTMENT:  
**MAINTENANCE, OPERATIONS & FACILITIES**  
1801 PELLIZ DRIVE  
BAKERSFIELD, CA 93307  
PHONE: (661) 861-8805  
FAX: (661) 864-9126

PROJECT:  
**GATE AND FENCING REPLACEMENT**

DRAWINGS FOR:  
**ELP / FACE**  
714 WILLIAMS STREET  
BAKERSFIELD, CA 93305

CONSULTANT:

REV. NO.:	TITLE:
1	

SHEET TITLE:

**SITE UTILITIES PLAN**

PROJECT NO.:  
**24224.00-69-MD**

SHEET NO.:  
**C-101**

RELEASE:  
DATE: 4/24/24