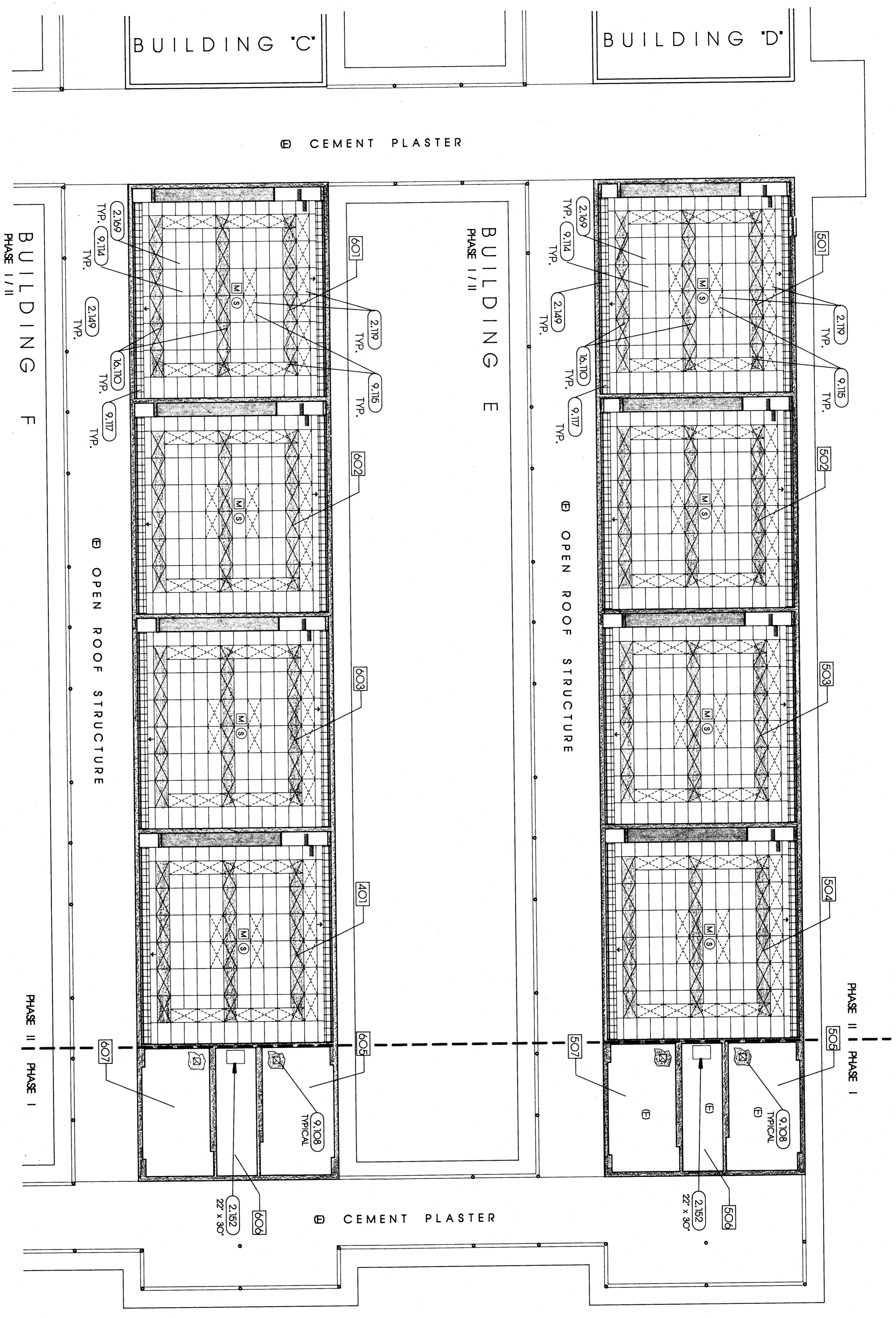
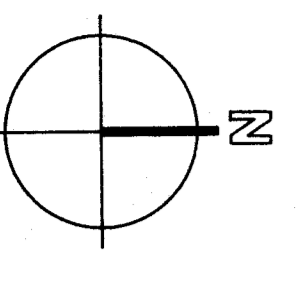


PROPOSED CEILING PLAN



KEY NOTES

- 2.119 REMOVE (E) LIGHT FIXTURES; SEE 02072
- 2.149 (E) DRAPERY TRACK TO REMAIN
- 2.152 (E) CEILING ACCESS TO REMAIN
- 2.159 REMOVE (E) DAMAGED ACOUSTICAL PANELS
- 9.108 REMOVE (E) MATCH (E) CEMENT
- 9.114 REMOVE (E) SUSPENDED T-BAR GRID
- 9.115 REMOVE (E) ACOUSTICAL PANELS AS SHOWN
- 9.117 (E) ACOUSTICAL TILE TO BE REMOVED; MATCH (E)
- 16.110 2' x 4' LIGHT FIXTURES; SEE ELECTRICAL PLANS

NOTES

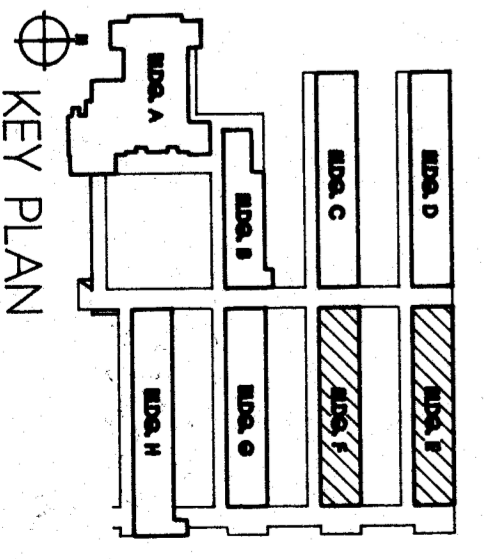
PROVIDE ADDITIONAL T-BAR GRIDS TO MATCH (E) AS REQUIRED TO INSTALL LIGHT FIXTURES AS INDICATED. PROVIDE ADDITIONAL T-BAR GRIDS TO MATCH (E) AS REQUIRED TO MAINTAIN A CONTINUOUS GRID SYSTEM AND PROVIDE FOR THE INSTALLATION OF ADDITIONAL ACOUSTICAL PANELS. SAVAGE (E) ACOUSTICAL PANELS DETERMINED TO BE ACCEPTABLE FOR REINSTALLATION AND REINSTALL IN ABANDONED LIGHT FIXTURE LOCATIONS. PROVIDE ADDITIONAL ACOUSTICAL PANELS TO MATCH (E) AS REQUIRED TO PROVIDE COMPLETED CEILING ASSEMBLY.

CONTRACTOR SHALL VERIFY ALL (E) MECH. REGISTER & GRILLE LOCATIONS IN (E) T-BAR CEILING. IF LOCATIONS FOUND TO BE IN CONFLICT W/ LIGHT LAYOUT PROVIDE FOR RELOCATION OF MECH. REGISTER & GRILLE. VERIFY W/ MECH. ENGINEER PRIOR TO RELOCATION.

LEGEND

- (E) 2x4 FLOOR, LIGHT FIXTURE RECESSED IN T-BAR
- 2x4 FLOOR, LIGHT FIXTURE RECESSED IN T-BAR GRID
- SURFACE MTD LIGHT FIXTURE
- 2x4 T-BAR CIG. GRID W/ ACOUSTICAL PANELS
- TYPICAL GYPSUM BOARD W/ VENEER PLASTER CLS.
- 12 X 12 ACOUSTICAL PANELS
- SUPPLY AIR
- RETURN AIR
- EXHAUST FAN
- (E) SUPPLY AIR
- (E) RETURN AIR GRILLE
- (E) EXHAUST FAN
- INCAND. LIGHT FIXTURE SURF. MTD.
- INCAND. LIGHT FIXTURE RECESSED
- (E) CEILING TO REMAIN EXCEPT AS NOTED
- MOTION SENSOR. SEE ELECT. PLANS
- INTERCOM SPEAKER
- SEE ELECT. PLANS

1/8" = 1'-0"



THESE DRAWINGS, RELATED SPECIFICATIONS, IDEAS, DESIGNS, AND ARRANGEMENTS REPRESENTED THEREBY ARE AND SHALL REMAIN THE PROPERTY OF THE ARCHITECT; AND NO PART THEREOF SHALL BE COPIED, DISCLOSED TO OTHERS OR USED IN CONNECTION WITH ANY WORK OR PROJECT OTHER THAN THE SPECIFIC PROJECT FOR WHICH THEY HAVE BEEN PREPARED AND DEVELOPED WITHOUT THE WRITTEN CONSENT OF THE ARCHITECT. VISUAL CONTACT WITH THESE DRAWINGS OR SPECIFICATIONS SHALL CONSTITUTE CONCLUSIVE EVIDENCE OF ACCEPTANCE OF THESE RESTRICTIONS.

WRITTEN DIMENSIONS ON THESE DRAWINGS SHALL HAVE PRECEDENCE OVER SCALED DIMENSIONS; CONTRACTORS SHALL VERIFY AND BE RESPONSIBLE FOR ALL DIMENSIONS AND CONDITIONS ON THE JOB AND THIS OFFICE MUST BE NOTIFIED OF ANY VARIATIONS FROM THE DIMENSIONS AND CONDITIONS SHOWN BY THESE DRAWINGS.

DETAILED SHOP DRAWINGS MUST BE SUBMITTED TO THIS OFFICE FOR REVIEW BEFORE PROCEEDING WITH THE FABRICATION OF ANY PRODUCT TO BE INCLUDED IN THIS PROJECT.

DATE	ISSUE FOR
DATE	REVISION

Bessie E. Owens Elementary
School Modernization
Bakersfield City School District

pechin associates aia
1400 easton drive suite 138
bakersfield, ca 93309 (805) 322-2021

Lawrence C. Pechin C-8366

SHEET **A9**
Project Number 413-0788
Plot Date 02/01/89