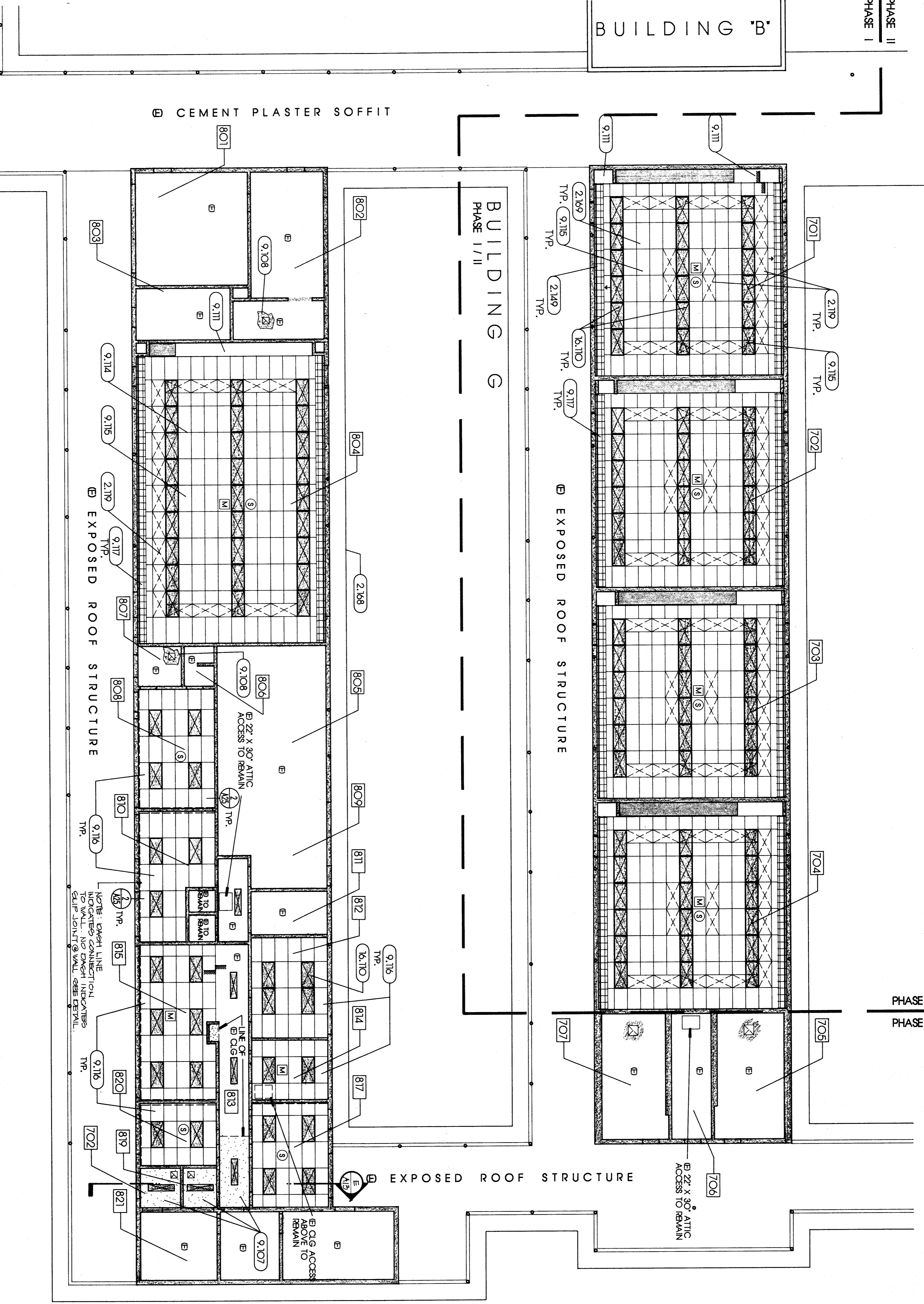


PHASE II
PHASE I

BUILDING B

PHASE II
PHASE I



KEYNOTES

- 2-119 REMOVE (E) LIGHT FIXTURES; SEE 02072
- 2-149 REMOVE (E) LIGHT FIXTURES TO REMAIN
- 2-168 LINE OF (E) OVERHANGING
- 2-169 REMOVE (E) DAMAGED ACOUSTICAL PANELS
- 9-107 5/8" TYPE "X" GYPSUM BOARD 09360
- 9-108 PLASTER MATCH (E) CEMENT 09420
- 9-111 (E) SOFFIT TO BE PAINTED 09900
- 9-114 (E) SUSPENDED T-BAR GRID 09911
- 9-115 (E) SUSPENDED T-BAR GRIDS AS REQ'D; SEE NOTES 09911
- 9-116 SUSPENDED T-BAR W/ ACOUSTICAL 09911
- 9-117 (E) ACOUSTICAL TILE TO BE PAINTED; MATCH (E) 09900
- 16-11 2' X 4' LIGHT FIXTURES; SEE ELECTRICAL PLANS 16300

NOTES

PROVIDE ADDITIONAL T-BAR GRIDS TO MATCH (E) AS REQUIRED TO INSTALL LIGHT FIXTURES AS INDICATED

PROVIDE ADDITIONAL T-BAR GRIDS TO MATCH (E) AS REQUIRED TO MAINTAIN ACOUSTICAL SYSTEM AND PROVIDE FOR THE INSTALLATION OF ADDITIONAL ACOUSTICAL PANELS.

SALVAGE (E) ACOUSTICAL PANELS DETERMINED TO BE ACCEPTABLE FOR REINSTALLATION AND REINSTALL IN ABANDONED LIGHT FIXTURE LOCATIONS. PROVIDE ADDITIONAL ACOUSTICAL PANELS TO MATCH (E) AS REQUIRED TO PROVIDE COMPLETED CEILING ASSEMBLY.

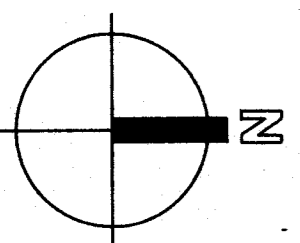
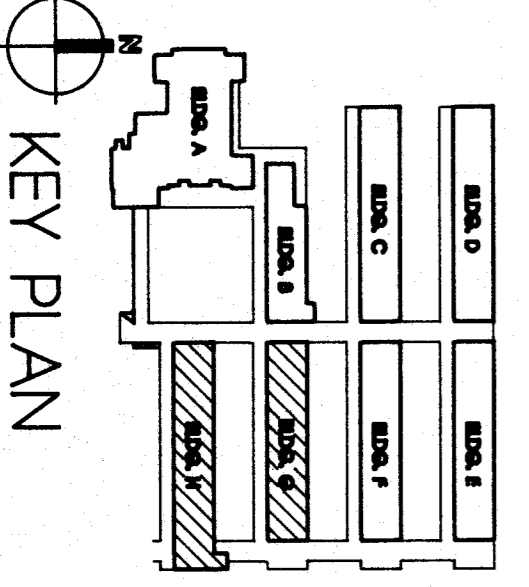
CONTRACTOR SHALL VERIFY ALL (E) MECH. REGISTER & GRILLE LOCATIONS IN (E) T-BAR CEILING. IF LOCATIONS FOUND TO BE IN CONFLICT W/ LIGHT LAYOUT PROVIDE FOR RELOCATION OF MECH. REGISTER & GRILLE. VERIFY W/ MECH. ENGINEER PRIOR TO RELOCATION.

LEGEND

- 2x4 FLOOR LIGHT FIXTURE RECESSED IN T-BAR
- 2x4 FLOOR LIGHT FIXTURE RECESSED IN T-BAR GRID SURFACE MTD LIGHT FIXTURE
- 2x4 T-BAR C.G. GRID W/ ACOUSTICAL PANELS
- TYPICAL GYPSUM BOARD W/ VENEER PLASTER C.G.
- 12 X 12 ACOUSTICAL PANELS
- SUPPLY AIR
- RETURN AIR
- EXHAUST FAN
- SUPPLY AIR
- RETURN AIR GRILLE
- EXHAUST FAN
- INCAND. LIGHT FIXTURE SURF. MTD. EXCEPT AS NOTED
- INCAND. LIGHT FIXTURE RECESSED EXCEPT AS NOTED
- MOTION SENSOR. SEE ELECT'L PLANS
- INTERCOM SPEAKER
- SEE ELECT'L PLANS

REPROJECTED CEILING PLAN

1/8"=1'-0"



<p>pechin associates architects aia</p> <p>1400 easton drive suite 138 bakersfield, ca 93309 (805)322-2021</p>	<p>Bessie E. Owens School Modernization Bakersfield City School District</p>	<table border="1" style="width: 100%; border-collapse: collapse;"> <tr> <th>DATE</th> <th>ISSUE FOR</th> </tr> <tr> <td> </td> <td> </td> </tr> </table>	DATE	ISSUE FOR			<table border="1" style="width: 100%; border-collapse: collapse;"> <tr> <th>DATE</th> <th>REVISION</th> </tr> <tr> <td> </td> <td> </td> </tr> </table>	DATE	REVISION		
	DATE	ISSUE FOR									
DATE	REVISION										
<p>THESE DRAWINGS, RELATED SPECIFICATIONS, IDEAS, DESIGNS, AND ARRANGEMENTS REPRESENTED THEREBY ARE AND SHALL REMAIN THE PROPERTY OF THE ARCHITECT; AND NO PART THEREOF SHALL BE COPIED, DISCLOSED TO OTHERS OR USED IN CONNECTION WITH ANY WORK OR PROJECT OTHER THAN THE SPECIFIC PROJECT FOR WHICH THEY HAVE BEEN PREPARED AND DEVELOPED WITHOUT THE WRITTEN CONSENT OF THE ARCHITECT. VISUAL CONTACT WITH THESE DRAWINGS OR SPECIFICATIONS SHALL CONSTITUTE CONCLUSIVE EVIDENCE OF ACCEPTANCE OF THESE RESTRICTIONS.</p> <p>WRITTEN DIMENSIONS ON THESE DRAWINGS SHALL HAVE PRECEDENCE OVER SCALED DIMENSIONS; CONTRACTORS SHALL VERIFY AND BE RESPONSIBLE FOR ALL DIMENSIONS AND CONDITIONS ON THE JOB AND THIS OFFICE MUST BE NOTIFIED OF ANY VARIATIONS FROM THE DIMENSIONS AND CONDITIONS SHOWN BY THOSE DRAWINGS.</p> <p>DETAILED SHOP DRAWINGS MUST BE SUBMITTED TO THIS OFFICE FOR REVIEW BEFORE PROCEEDING WITH THE FABRICATION OF ANY PRODUCT TO BE INCLUDED IN THIS PROJECT.</p>											