



INTELLECTUAL PROPERTY & PROPRIETARY RIGHTS STATEMENT
COPYRIGHT © AMERICAN MODULAR SYSTEMS (AMS)
AMS OWNS ALL COPYRIGHT AND OTHER INTELLECTUAL PROPERTY AND PROPRIETARY RIGHTS IN THESE DRAWINGS, SPECIFICATIONS, AND THE MATERIAL CONTAINED HEREIN. ANY REUSE OR REPRODUCTION OF THESE DOCUMENTS ARE PROHIBITED WITHOUT THE WRITTEN CONSENT OF AMS. ALL PATENTABLE MATERIALS CONTAINED IN THESE DOCUMENTS AND ANY OTHER MATERIALS CONTAINED IN THESE DOCUMENTS ARE THE PROPERTY OF AMS. THESE DRAWINGS, SPECIFICATIONS, AND THE MATERIAL CONTAINED HEREIN MAY NOT BE REPRODUCED, TRANSMITTED, COPIED, DISTRIBUTED, MODIFIED, OR OTHERWISE DISPOSED OF (DIRECTLY OR INDIRECTLY) AND MAY NOT BE USED IN WHOLE OR IN PART TO ASSIST IN THE CONSTRUCTION, DESIGN, OR OTHER MARKING OF OR FOR THE PURPOSE OF FURNISHING ANY INFORMATION FOR THE CONSTRUCTION DESIGN OR OTHER MAKING OF ANY BUILDINGS (MODULAR OR OTHERWISE), DRAWINGS, SPECIFICATIONS, PRINTS, APPARATUS, OR PARTS THEREOF, EXCEPT AS EXPRESSLY PERMITTED BY WRITTEN CONSENT OF OR IN A WRITTEN AGREEMENT WITH AMS. SUBMITTAL OF CONTRIBUTION TO ANY OTHER REGULATION OR REQUIREMENTS WILL NOT BE CONSIDERED TO BE A CONTRIBUTION TO ANY OTHER REGULATION OR REQUIREMENTS OF ANY OTHER INTELLECTUAL PROPERTY OR PROPRIETARY RIGHTS.

PRE-CHECKED SET NAME

**24'x40' THRU 120'x40'
HIGH PITCH MODULAR
BUILDINGS**

SITE SPECIFIC PROJECT NAME

SHEET TITLE


**PLUMBING
ISOMETRICS DRAWINGS**

MANUFACTURER PROFESSIONAL OF RECORD ON PC




THESE DRAWINGS ARE PRELIMINARY AND NOT FOR CONSTRUCTION UNLESS STAMPED & SIGNED BY THE ENGINEER OF RECORD.

PROJECT SPECIFIC STATE AGENCY APPROVAL



ORIGINAL PC STATE AGENCY APPROVAL



PRE-CHECK (PC) DOCUMENT

CODE 2016 CBC
A SEPARATE PROJECT APPLICATION FOR CONSTRUCTION IS REQUIRED

REVISIONS

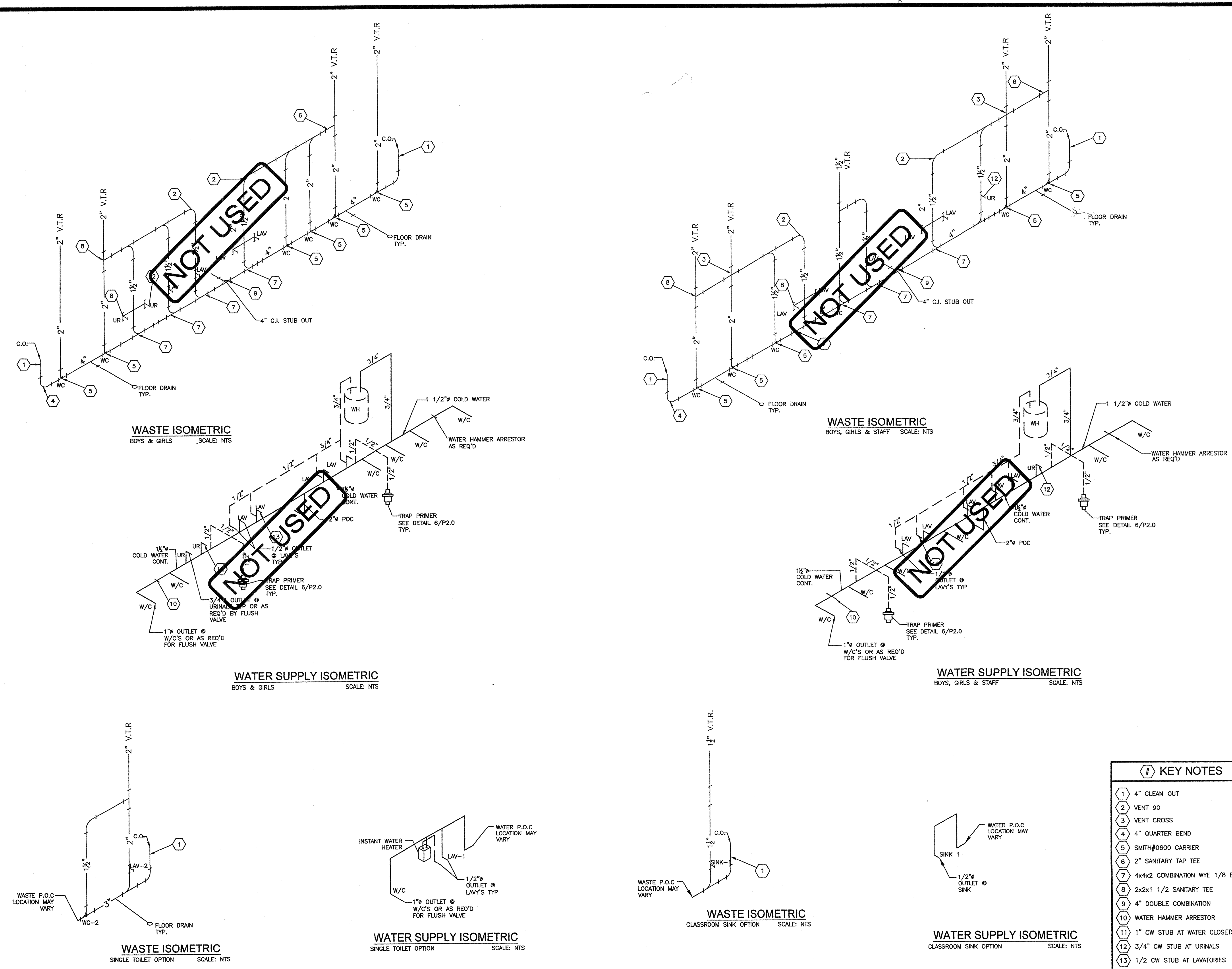
DRAWN BY:

SCALE: AS NOTED

DATE:

SHEET NUMBER

P3.0-02



KEY NOTES

- 1 4" CLEAN OUT
- 2 VENT 90
- 3 VENT CROSS
- 4 4" QUARTER BEND
- 5 SMITH#0800 CARRIER
- 6 2" SANITARY TAP TEE
- 7 4x4x2 COMBINATION WYE 1/8 BEND
- 8 2x2x1 1/2 SANITARY TEE
- 9 4" DOUBLE COMBINATION
- 10 WATER HAMMER ARRESTOR
- 11 1" CW STUB AT WATER CLOSETS
- 12 3/4" CW STUB AT URINALS
- 13 1/2 CW STUB AT LAVATORIES