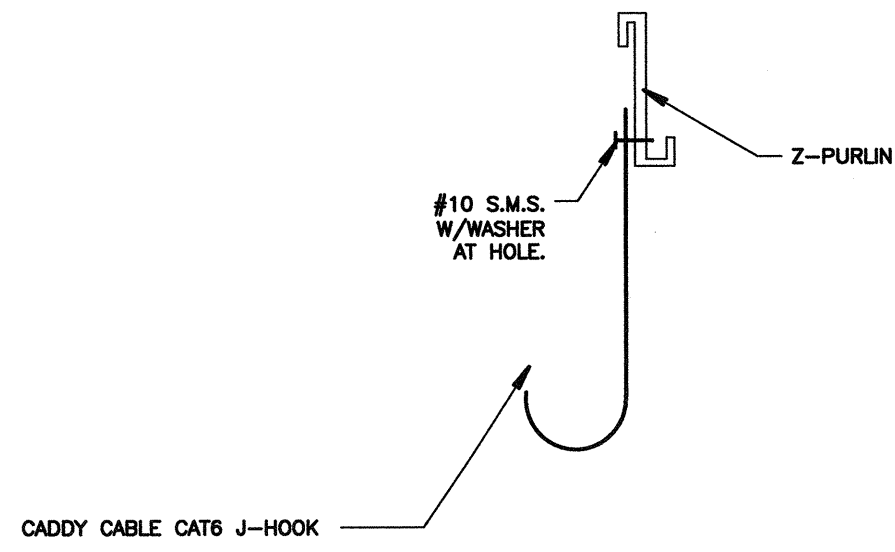
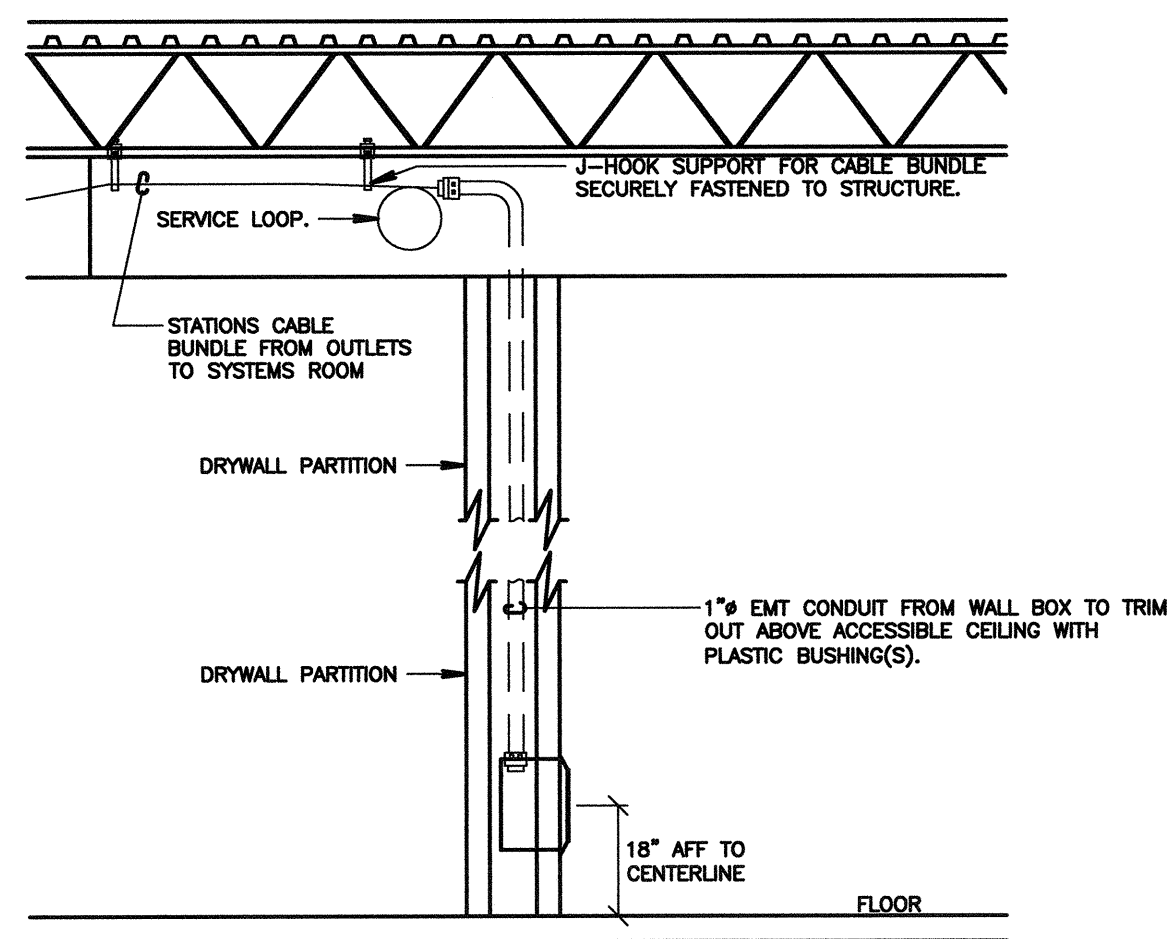


NOTE:
1. MOUNT J-HOOKS ON WALL PARTITIONS AT A MINIMUM OF 3" ABOVE FINISHED CEILING

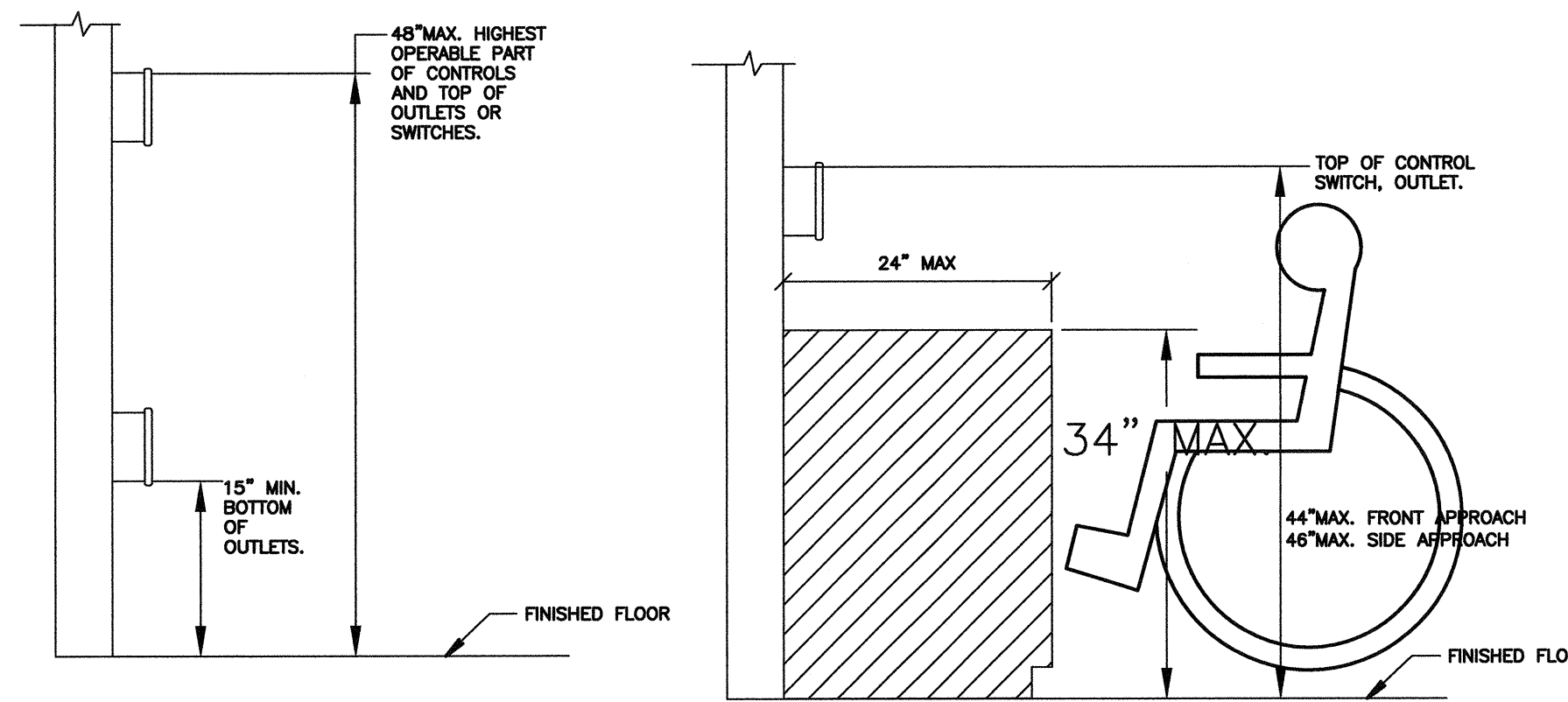
7 STRUCTURE MOUNTED J-HOOK DETAIL
NOT TO SCALE



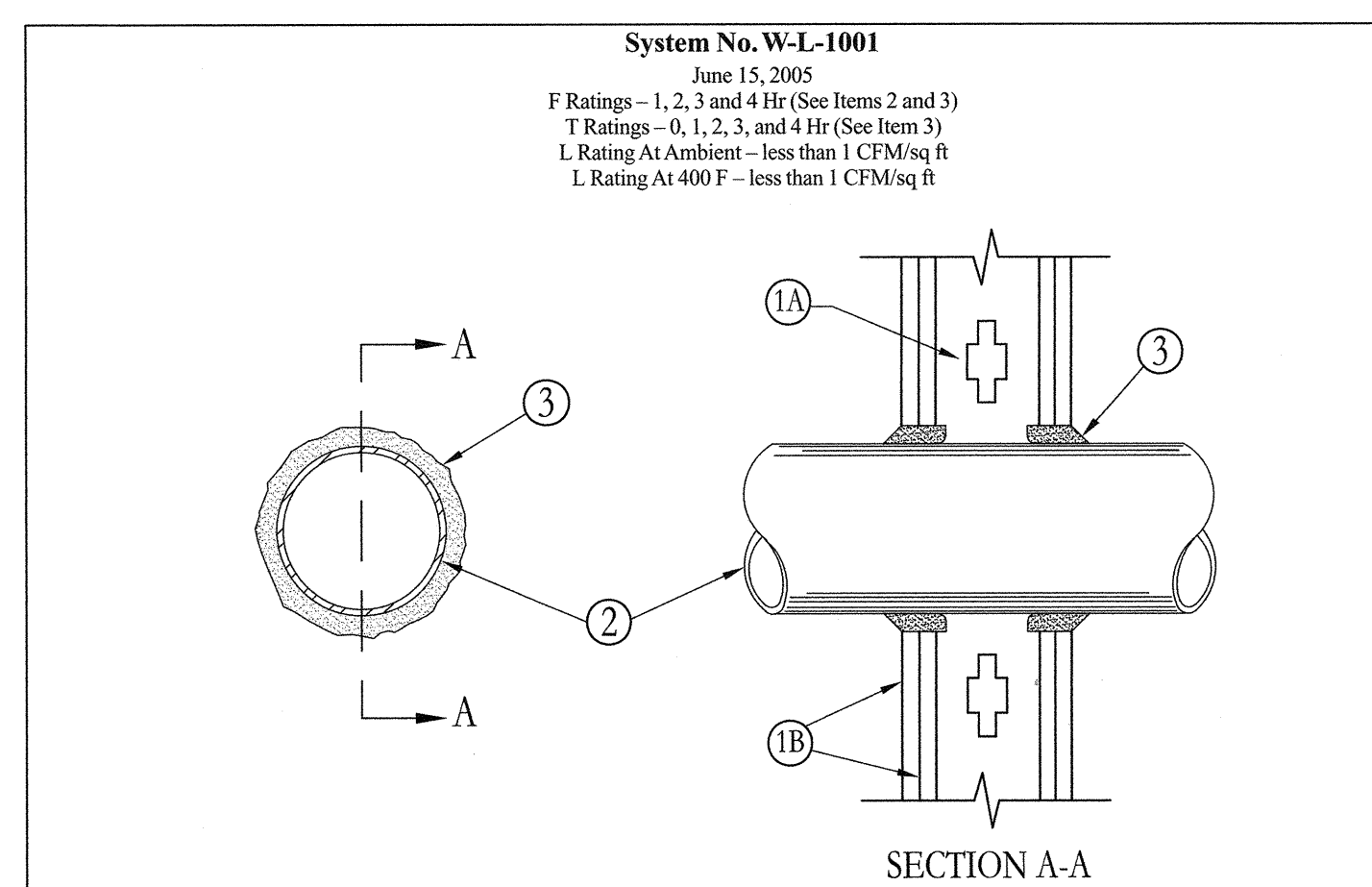
8 CABLE HANGER
NOT TO SCALE



9 TYPICAL WALL MOUNTED COMMUNICATION OUTLET
NOT TO SCALE



5 MOUNTING HEIGHT OVER OBSTRUCTION
NOT TO SCALE

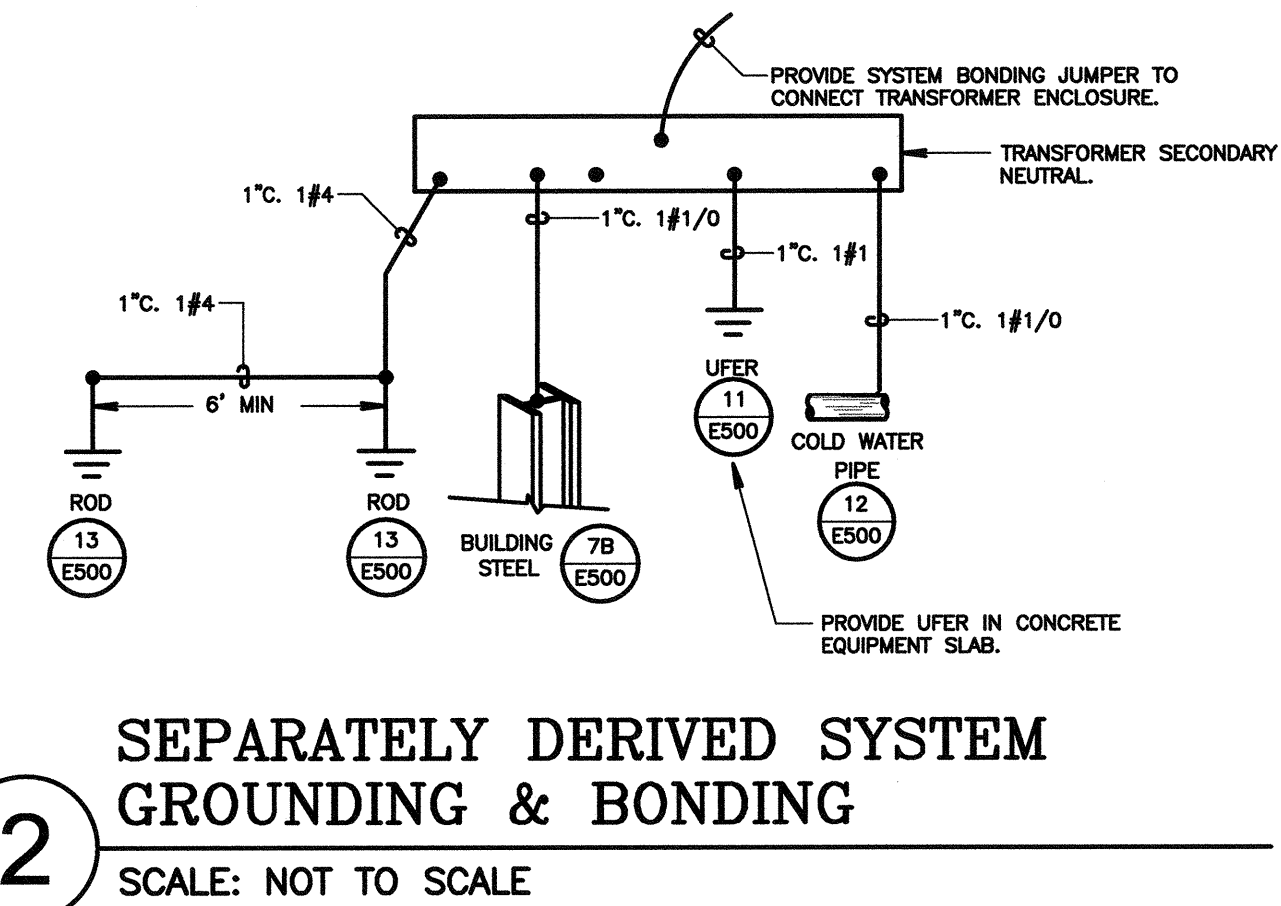


1. **Wall Assembly** - The 1, 2, 3 or 4 hr fire-rated gypsum wallboard/stud wall assembly shall be constructed of the materials and in the manner described in the individual U300 or U400 Series Wall or Partition Designs in the UL Fire Resistance Directory and shall include the following construction features:
 - A. **Studs** - Wall framing may consist of either wood studs (max 2 hr fire rated assemblies) or steel channel studs. Wood studs to consist of nominal 2 by 4 in. (51 by 102 mm) lumber spaced 16 in. (406 mm) OC with nominal 2 by 4 in. (51 by 102 mm) lumber end plates and cross braces. Steel studs to be min 3-5/8 in. (92 mm) wide by 1-3/8 in. (35 mm) deep channels spaced max 24 in. (610 mm) OC.
 - B. **Gypsum Board** - Nom 1/2 or 5/8 in. (13 or 16 mm) thick, 4 ft (122 cm) wide with square or tapered edges. The gypsum wallboard type, thickness, number of layers, fastener type and sheet orientation shall be as specified in the individual U300 or U400 Series Design in the UL Fire Resistance Directory. Max diam of opening is 26 in. (660 mm).
2. **Through Penetrant** - One metallic pipe, conduit or tubing installed either concentrically or eccentrically within the firestop system. The annular space between pipe, conduit or tubing and periphery of opening shall be min of 0 in. (0 mm) (point contact) to max 2 in. (51 mm). Pipe, conduit or tubing to be rigidly supported on both sides of wall assembly. The following types and sizes of metallic pipes, conduits or tubing may be used:
 - A. **Steel Pipe** - Nom 24 in. (610 mm) diam (or smaller) Schedule 10 (or heavier) steel pipe.
 - B. **Iron Pipe** - Nom 24 in. (610 mm) diam (or smaller) service weight (or heavier) cast iron soil pipe, nom 12 in. (305 mm) diam (or smaller) or Class 50 (or heavier) ductile iron pressure pipe.
 - C. **Conduit** - Nom 6 in. (152 mm) diam (or smaller) steel conduit or nom 4 in. (102 mm) diam (or smaller) steel electrical metallic tubing.
 - D. **Copper Tubing** - Nom 6 in. (152 mm) diam (or smaller) Type 1 (or heavier) copper tubing.
 - E. **Copper Pipe** - Nom 6 in. (152 mm) diam (or smaller) Regular (or heavier) copper pipe.
- F. **Through Penetrating Products** - Flexible Metal Piping - The following types of steel flexible metal gas piping may be used:
 1. Nom 2 in. (51 mm) diam (or smaller) steel flexible metal gas piping. Plastic covering on piping may or may not be removed on both sides of floor or wall assembly.

| Max Pipe or Conduit Diam In. (mm) | F Rating Hr | T Rating Hr |
|-----------------------------------|-------------|-------------|
| 1 (25) | 1 or 2 | 0, 1 or 2 |
| 1 (25) | 3 or 4 | 3 or 4 |
| 4 (102) | 1 or 2 | 0 |
| 6 (152) | 3 or 4 | 0 |
| 12 (305) | 1 or 2 | 0 |

*When copper pipe is used, T Rating is 0 hr.
3M COMPANY - CP 25WB+ caulk or FB-3000 WT sealant.
*Bearing the UL Classification Marking

6 TYPICAL THROUGH PENETRATION FIRESTOP
SCALE: NOT TO SCALE



2 SEPARATELY DERIVED SYSTEM GROUNDING & BONDING
SCALE: NOT TO SCALE

AGENCY INFORMATION:
AGENCY TRACKING NO. 63321-356
FILE NO. 15-6
IDENTIFICATION STAMP
DIV. OF THE STATE ARCHITECT
OFFICE OF REGULATION SERVICES
03-120240
AC: [initials] FILED: [initials] SS: [initials]
DATE: JAN 02 2020

SEAL
COPYRIGHT:
Any reproduction or distribution for any purpose other than authorized by IBI Group is forbidden.
COPYRIGHT 2019 IBI GROUP

REVISIONS

| NO. | DATE SUBMITTED | DATE APPROVED | DESCRIPTION |
|-----|----------------|---------------|-------------|
| | | | |

CONSULTANT
FERRANTI ENGINEERING
CONSULTING ELECTRICAL ENGINEERS
1211 MARICOPA HWY, SUITE 250
OJAI, CA 93023
(805) 705-4772
DALEFERRANTI@LIVE.COM

PRIME CONSULTANT
IBI ARCHITECTURE PLANNING
San Luis Obispo
4119 Broad Street, Suite 210
San Luis Obispo, CA 93401
805.546.0433 fax: 805.546.0504
ibigroup.com

BAKERSFIELD CITY SCHOOL DISTRICT

BESSIE OWENS E.S. KINDERGARTEN MODULAR BUILDINGS
815 POTOMAC AVE, BAKERSFIELD, CA 93307

OPSC or OSHPD PROJ. NO. N/A
PROJECT NO. 118932
DRAWN BY: V.Z.
CHKD BY: D.F.
ISSUE DATE: 10/29/2019

SHEET TITLE
ELECTRICAL DETAILS SHEET #2

SHEET NUMBER
E501

CONSTRUCTION DOCUMENTS