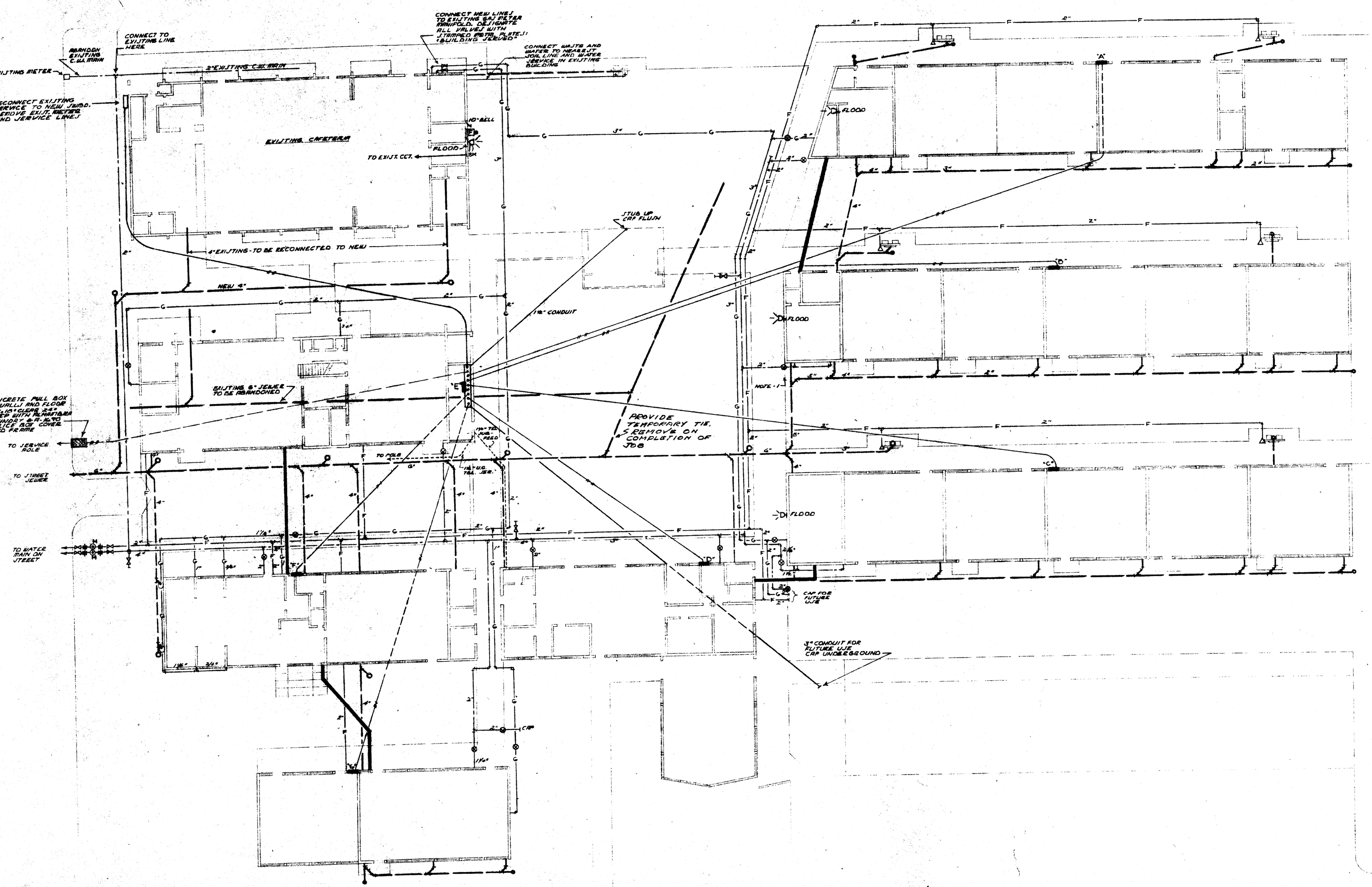

PLOT PLAN

SCALE: 1/16" = 1'-0"

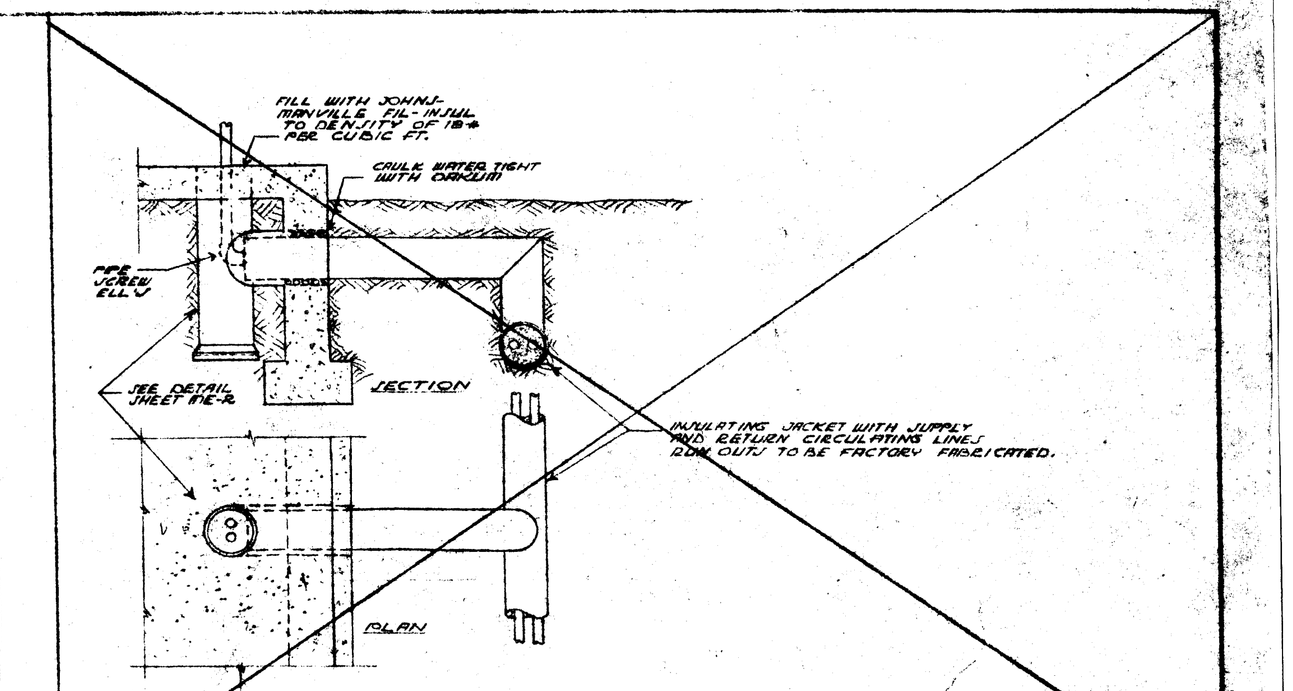

DETAIL - RUNOUTS FROM HOT WATER CIRCULATING LINES

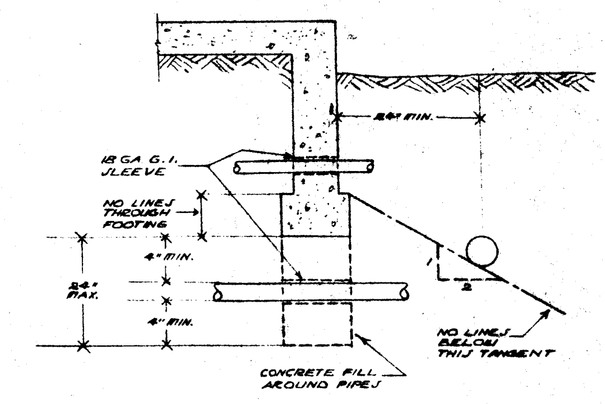

DETAIL OF WATER, GAS, OR SOIL PIPES OR CONDUITS THRU FOUNDATION

SYMBOLS:

- BUILDING SEWER LINE - CAST IRON
- FIRE HOSE LINE - UNDERGROUND
- GAS LINE
- HOT WATER HEATING SUPPLY AND RETURN LINE
- CONDUIT FEEDERS
- STREET VALVE BOX - (SEE DETAIL SHEET ME-2)
- SURFACE CLEANOUT
- DRINKING FOUNTAINS AND FIRE HOSE CABINET - 2" VENTS
- LIGHTING PANEL
- COLD WATER LINE
- MAIN POWER AND LIGHTING PANEL
- UNION
- METERS IN CURB METER BOX
- CAPPED FOR FUTURE USE
- BRASS COCK

ALL LINES RUN UNDERGROUND

HEATING NOTES:

1. PROVIDE DOUBLE EXPANSION INSULATION ENCASED FITTINGS FOR 2" MINIMUM MOVEMENT IN EACH DIRECTION.
2. PROVIDE LINE ANCHOR AT POINTS INDICATED.

PLUMBING NOTES:

1. LOCATE STREET BOX GAS VALVES 5'-0" MINIMUM FROM BUILDINGS. PROVIDE SHUT-OFF VALVE "CONSPICUOUSLY MARKED "GAS".

ELECTRICAL NOTES:

1. PROGRAM, CLOCK AND FIRE ALARM SYSTEM CONDUITS (NOT SHOWN) TO BE RUN 12" UNDERGROUND BETWEEN BUILDINGS IN MOST DIRECT MANNER.

STATE OF CALIFORNIA — DEPARTMENT OF PUBLIC WORKS DIVISION OF ARCHITECTURE 11314 APPROVED OCT 26 1953 Harry W. Porter	W. A. STAINS CONSULTING ENGINEER 1603 CALIFORNIA AVENUE BAKERSFIELD, CALIFORNIA	KERN CO. SUPERINTENDENT OF SCHOOLS APPROVED SUPT. 10-30-53 DATE	BAKERSFIELD CITY SCHOOL DISTR. BOARD OF EDUCATION APPROVED PRES. SEC. 10-29-53 DATE	REVISIONS	DATE 9-30-53 DRAWN JOB NO. 117653 CHECKED Robert N. Eddy Architect C-875

ROBERT N. EDDY
ARCHITECT A.I.A.
2901 H ST. BAKERSFIELD CALIFORNIA PH 59048

PLOT PLAN — MECHANICAL-ELECTRICAL

LINCOLN JUNIOR HIGH SCHOOL
BAKERSFIELD CITY SCHOOL DISTRICT
BAKERSFIELD KERN COUNTY CALIFORNIA

ME-1